

No. Fee


DOC # 0796800  
02/01/2012 12:33 PM Deputy: GB

**OFFICIAL RECORD**

Requested By:  
NEVADA/WELFARE & SUPPORTIVE  
SERVICES

Douglas County - NV  
Karen Ellison - Recorder

Page: 1 Of 47 Fee: 0.00  
BK-0212 PG- 0170 RPTT: 0.00



1  
2  
3  
4  
5  
6  
7  
8  
9  
10  
11  
12  
13  
14  
15  
16  
17  
18  
19  
20  
21  
22  
23  
24  
25  
26  
27  
28

APN # \_\_\_\_\_

**Recording Requested by and returned to:**

(for Recorder's use only)

**Name:** Division of Welfare and Supportive Services  
Child Support Enforcement

**Address:** 300 E. Second St., Ste. 1200

**City/State/Zip:** Reno, NV 89501-1580

Release of Lien (RELN)

Judgment and Order

Stipulation and Order

**NCP'S NAME: TIMOTHY L. ZEGERS**

**UPI #: [REDACTED] 5000A**

This page added to provide additional information required by NRS 111.312 Sections 1-2.

(Additional recording fee applies.)

This cover page must be typed or printed.

1 CASE NO. 04-UR-0020

2 DEPT. NO. I

3  
4 **IN THE NINTH JUDICIAL DISTRICT COURT OF THE STATE OF NEVADA**  
5 **IN AND FOR THE COUNTY OF DOUGLAS**

6  
7 DIVISION OF WELFARE AND SUPPORTIVE SERVICES  
8 AND STACIA R. BODDY  
9 Obligees,

**AFFIDAVIT OF RECORDATION**

10 Vs.

11 TIMOTHY L. ZEGERS  
12 Obligor

13 I, Shauna Kilty, hereby swear and affirm under penalty of perjury that the following assertions are  
14 true:

- 15 1. That affiant is, and at all times mentioned herein was, a citizen of the State of Nevada,  
16 over the age of twenty-one years of age, and an employee of the Division of Welfare  
17 and Supportive Services Child Support Enforcement Office managing the legal process  
18 under Case Number ██████████5000A.
- 19 2. That this affidavit and Modified Judgment and Order is being filed pursuant to  
20 NRS125B.142 and NRS17.150, and when so recorded shall become a lien upon all the  
21 real property of the Obligor.
- 22 3. That the Obligor's name is Timothy L. Zegers, whose address, Social Security number  
23 and date of birth is confidential on file with the Division of Welfare and Supportive  
24 Services Child Support Enforcement Office.
- 25 4. That attached hereto is a certified copy of the Judgment and Order filed on January 17,  
26 2012.

27 *Shauna Kilty*  
28 Shauna Kilty  
Administrative Assistant II

**INSTRUCTIONS TO RECORDER**

Obligor: Timothy L. Zegers

Obligee: Stacia R. Boddy

Date: January 27, 2012

From: Shauna Kilty, Administrative Assistant II, Division of Welfare and Supportive Services  
Child Support Enforcement Office

Enclosed: Certified copy of Child Support Judgment and Order

In accordance with NRS125B.142 and NRS17.150, on the behalf of the Division please record the attached Affidavit and Judgment and Order at the request of the Division of Welfare and Supportive Services Child Support Enforcement Office.

Please note: If the judgment is a Stipulation and Order, they should be recorded as one document.

Thank you for your assistance. If you have any questions or concerns, please call me at (775) 448-5153.

RECEIVED

JAN 12 2012

FILED

1 Case No. 04-UR-0020

2 Dept No. I

DOUGLAS COUNTY  
DISTRICT COURT CLERK

2012 JAN 17 AM 10:55

TED THUAN  
CLERK

*m. Blaney*

5 IN THE NINTH JUDICIAL DISTRICT COURT OF THE STATE OF NEVADA DEPUTY

6 IN AND FOR THE COUNTY OF DOUGLAS

8 DIVISION OF WELFARE AND SUPPORTIVE  
SERVICES AND STACIA R. BODDY  
9 Obligee,

10 Vs.

11 TIMOTHY L. ZEGERS  
12 Obligor,

13 MODIFIED JUDGMENT AND ORDER

14 This matter was heard on December 09, 2011, before the Court Master with the following  
15 persons present:

16 Obligee: ( ) Present ( ) Not Present Represented by: \_\_\_\_\_

17 (X) Present, via telephone

18 Obligor: (X) Present ( ) Not Present Represented by: \_\_\_\_\_

19 Presented by: AMBER CRONN Department of Health and Human Services  
20 Child Support Enforcement

21 After considering all of the evidence, the Master hereby makes the following Findings and  
22 Recommendations:  
23

24 The Obligee and Obligor were mailed by regular mail, on November 22, 2011, a NOTICE  
25 OF HEARING.  
26  
27  
28

BK- 0212  
PG- 173  
0796800 Page: 4 of 47 02/01/2012

1 (x) Obligor's gross monthly earnings are \$ 2,042.<sup>00</sup>. Pursuant to the formula  
2 prescribed within NRS 125B.070, 18% of those earnings, the state calculates a support  
3 obligation in the sum of \$ 367.<sup>00</sup>.

4 Gross monthly income based on actual earnings.

5 (x) The Child support amount recommended by the Court Master (set out in paragraph 4  
6 below) deviates from the statutory percentage because under NRS 125B.080, the following  
7 factors were considered: deviation allowed as obligor supports  
8 other children.

11 RECOMMENDED ORDER IS:

12 1. The Obligor is the parent of the following child:

13	<u>NAME</u>	<u>D.O.B.</u>
14	<u>Ian James Boddy</u>	<u>September 01, 2003</u>

15 CHILD SUPPORT

16 2. (x) Ongoing support is ordered in the amount of \$ 300.<sup>00</sup> per month beginning  
17 December 01, 2011. The obligation for Child Support continues until the  
18 child turns 18 years of age, or until the child turns 19 years of age if the child is enrolled  
19 in High School. However, this obligation to support a child is affected by a child's ability  
20 to live on their own (NRS129.080 to 129.140 – legal emancipation) or when applicable,  
21 continued financial support beyond the age of majority per NRS125B.110.

22 CHILD SUPPORT ARREARS

23 3. (x) The Obligor is responsible for **child support** arrears for the period of  
24 August 01, 2004 through November 30, 2011.

25 (x) A judgment is entered against the Obligor for **child support** arrears as follows:

- 26 (x) Principal in the amount of \$ 159.<sup>18</sup>
- 27 (x) Interest in the amount of \$ 73.<sup>00</sup>
- 28 (x) Penalty in the amount of \$ 0

1 For a total judgment of \$ 232.<sup>18</sup> to be repaid at \$ 15.<sup>00</sup> per month  
2 beginning December 01, 2011.

3 All payments MUST be made in the form of a money order, cashier's check or business check  
4 and payable to **STATE COLLECTION AND DISBURSEMENT UNIT (SCaDU)** and sent  
5 to:

6 **STATE COLLECTION AND DISBURSEMENT UNIT (SCaDU)**  
7 **P.O. BOX 98950**  
8 **LAS VEGAS, NV 89193-8950**

9 The following information must be included with each payment:

- 10 A. Name (first, middle, last) of person responsible for paying child support.
- 11 B. Social Security Number of person responsible for paying child support.
- 12 C. Child support case number 5000A listed on each payment.
- 13 D. Name of custodian (first and last name of person receiving child support).

14 **PAYMENT OF SUPPORT IS TO BE AS PROVIDED HEREIN, AND THE GIVING**  
15 **OF GIFTS, OF MAKING PURCHASES OF FOOD, CLOTHING AND THE LIKE**  
16 **WILL NOT FULFILL THE OBLIGATION.**

17 **NOTICE: NO CREDIT WILL BE GIVEN FOR PAYMENTS PAID DIRECTLY TO**  
18 **THE OBLIGEE.**

19 4. All payments shall be made by immediate income withholding. If you pay your child  
20 support through income withholding and your full obligation is not met by the amount  
21 withheld by your employer, you are responsible to pay the difference between your court  
22 ordered obligation and the amount withheld by your employer directly to the STATE  
23 COLLECTION AND DISBURSEMENT UNIT (SCaDU). If you fail to do so you will  
24 be subject to the assessment of penalties and interest. You may avoid these additional  
25 costs by making your current child support payments each month.

26 ///  
27 ///  
28 ///

BK- 0212  
PG- 175  
0796800 Page: 6 Of 47 02/01/2012

- 1 5. (X) The Obligee shall provide insurance and Obligor shall pay \$ 20.<sup>00</sup> per month  
2 for health insurance premium (medical cash) effective December 01, 2011.  
3 Medical costs incurred for the above-referenced period have not yet been determined.  
4 The State's right to recover said costs is not waived by way of this order.
- 5 6. (X) Pursuant to NRS 125B.080(7), expenses for health care which are not reimbursed  
6 through insurance, including expenses for medical, surgical, dental, orthodontic and  
7 optical expenses, must be borne by both parents.
- 8 7. Except as modified herein the terms, conditions and obligations set forth in prior orders  
9 shall remain in full force and effect.
- 10 8. (X) The Obligor shall pay and judgment is entered in favor of the Division of Welfare  
11 Supportive Services for the reimbursement of genetic test fees totaling \$ 115.<sup>30</sup>, to  
12 be paid by payments of \$ 10.<sup>00</sup> per month beginning December 01, 2011.
- 13 9. The Obligor shall keep Division of Welfare and Supportive Services informed of any  
14 change regarding current employment and of access to health insurance coverage in  
15 **WRITING** (including health insurance policy information) within 10 days of such.
- 16 10. Obligor shall be responsible for ALL child support and judgment payments due. Payment  
17 is to be made directly to the STATE COLLECTION AND DISBURSEMENT UNIT  
18 (SCaDU). At any time withholding does not occur, Obligor must make voluntary  
19 payments to the STATE COLLECTION AND DISBURSEMENT UNIT (SCaDU).
- 20 11. Effective July 1, 2004 simple interest will accrue on all adjudicated arrears balances  
21 (including payment in lieu of medical insurance) and spousal support balances, for cases  
22 with a Nevada controlling order pursuant to NRS 99.040. Interest assessed by a  
23 judgment of the court prior to July 1, 2004 will be enforced. Interest on the judgment  
24 shall accrue at the rate established by NRS 125B.140(2)(c)(1).
- 25 12. Pursuant to NRS 125B.095, a late fee/penalty of 10% (ten percent) of the unpaid monthly  
26 child support amount will be added to the arrears balance of the Obligor if the Obligor  
27 becomes delinquent in the amount owed for one month's support.
- 28

1 13. The State of Nevada has continuing exclusive jurisdiction for enforcement and  
2 modification purposes pursuant to the Full Faith and Credit for Child Support Orders Act.

3 It is further ordered that: See page 2, lines 5-8.  
4 \_\_\_\_\_  
5 \_\_\_\_\_  
6 \_\_\_\_\_  
7 \_\_\_\_\_  
8 \_\_\_\_\_  
9 \_\_\_\_\_  
10 \_\_\_\_\_  
11 \_\_\_\_\_

12 ///

13 ///

14 ///

15 ///

16 ///

17 ///

18 ///

19 ///

20 ///

21 ///

22 ///

23 ///

24 ///

25 ///

26 ///

27 ///

28 ///



**SUPPORT OBLIGATION BREAKDOWN AS FOLLOWS:**

1			
2	Child Support.....	\$ <u>300.<sup>00</sup></u>	Effective <u>12/01/2011</u>
3	Child Support Arrearages.....	\$ <u>15.<sup>00</sup></u>	Effective <u>12/01/2011</u>
4	Medical Cash.....	\$ <u>20.<sup>00</sup></u>	Effective <u>12/01/2011</u>
5	Genetic Test Fee.....	\$ <u>10.<sup>00</sup></u>	Effective <u>12/01/2011</u>
6	<b>TOTAL PAYMENT.....</b>	<b>\$ <u>345.<sup>00</sup></u></b>	

7 Pursuant to NRS 125B.145 this Order may be reviewed every three (3) years and is subject  
8 to future modifications.

9 Unless a stay of this Order is obtained from District Court, all enforcement procedures  
10 including, but not limited to wage withholding, garnishment, liens and the attachment of  
11 federal income tax returns will be undertaken upon entry of this Order.

12 **IT IS SO RECOMMENDED.**

13  
14 This 27 day of December, 2011.

15   
16 \_\_\_\_\_  
17 COURT MASTER

**NOTICE OF RIGHT TO WAIVE APPEAL**

( ) The Obligor waives the ten (10) days for objection to the Master's Report, and this report may be submitted to the District Court immediately.

Receipt of the Master's Recommendation is acknowledged by my signature below.

\_\_\_\_\_  
Timothy L. Zegers, Obligor

**NOTICE OF RIGHT TO APPEAL**

Appeals are governed by NRS 425.3844. You have 10 (ten) days from receipt of this recommendation to file your appeal. A failure to file and serve a written appeal will result in final Judgment being ordered by District Court.

Appeals to this Order **must be filed** with the Ninth Judicial District Court of the State of Nevada and **served upon** the other party and the Division of Welfare and Supportive Services at 300 East Second Street Suite 1200, Reno, NV 89501.

You must submit your appeal to the Court Clerk for filing by submitting your original appeal and two copies. Legal advice regarding your appeal will not be provided.

For information on obtaining a appeal packet or the appeal process please call the **Division of Welfare and Supportive Services at (775) 448-5150 located at 300 East Second Street Suite 1200, Reno, NV 89501.**

**ORDER**

The Court, having reviewed the above and foregoing Master's Report prepared by the Court Master and,

( ) The Obligor having waived the right to object thereto.

~~X~~

No timely objection having been filed hereto.

**IT IS HEREBY ORDERED that the Master's Findings and Recommendations are affirmed and adopted.**

Dated: 1-13-12, 2011.

  
\_\_\_\_\_  
DISTRICT JUDGE

1 Case No. 04-UR-0020

2 Dept. No. I

3  
4 IN THE NINTH JUDICIAL DISTRICT COURT OF THE STATE OF NEVADA  
5 IN AND FOR THE COUNTY OF DOUGLAS

6  
7 DIVISION OF WELFARE AND SUPPORTIVE SERVICES  
8 AND STACIA R. BODDY  
9 Obligees,

10 Vs.

11 TIMOTHY L. ZEGERS  
12 Obligor,  
13 \_\_\_\_\_

14 **CERTIFICATE OF MAILING**

15 Pursuant to NRCP 5(b), I certify that on this date I deposited for mailing at Reno,  
16 Nevada, a true copy of the attached document addressed to:

17 TIMOTHY L. ZEGERS  
18 ADDRESS CONFIDENTIAL  
19 IN FILE

20 STACIA R. BODDY  
21 ADDRESS CONFIDENTIAL  
22 IN FILE

23 DATED: Dec 28, 2011

24 SIGNED: Shauna Kilty  
25 SHAUNA KILTY  
26 ADMINISTRATIVE ASSISTANT II  
27 RENO CHILD SUPPORT ENFORCEMENT  
28 (775) 448-5150

DOCUMENTS: MODIFIED JUDGMENT AND ORDER  
CASE NO. 04-UR-0020

BK- 0212  
PG- 180  
0796800 Page: 11 of 47 02/01/2012

1  
2  
3  
4  
5  
6  
7  
8  
9  
10  
11  
12  
13  
14  
15  
16  
17  
18  
19  
20  
21  
22  
23  
24  
25  
26  
27  
28

**NINTH JUDICIAL DISTRICT COURT  
COUNTY OF DOUGLAS, STATE OF NEVADA**

**AFFIRMATION  
Pursuant to NRS 239B.030**

The undersigned does hereby affirm that the preceding document, \_\_\_\_\_

\_\_\_\_\_  
**MODIFIED JUDGMENT AND ORDER**

(Title of Document)

Filed in case number: \_\_\_\_\_ 04-UR-0020 \_\_\_\_\_

Document does not contain the social security number of any person

Date: 12-28-2011

*Shauna Kilty*  
(Signature)

SHAUNA KILTY  
(Print Name)

\_\_\_\_\_  
(Attorney for)

BK- 0212  
PG- 181  
Page: 12 Of 47 02/01/2012  
0796800



**Custodian Financial Audit** (part 1 of 2)

Run Date: 12/01/2011  
 Run Time: 04:11 PM

NCP Name: Zegers, Timothy  
 CST Name: Boddy, Stacia

Case ID: 039465000A  
 Docket#: 04-UR-0020

Office: 03

Prepared By: ACRONN  
 Last Updated By: ACRONN

Prepared By Date: 12/01/2011  
 Last Updated By Date: 12/01/2011

Provision Type: Child Support

Event Date	Event Type	Current Amount Due	NCP Paid	Unjudicated Arrears		Judicated Arrears	
				Adjustment Amount	Running Balance	Adjustment Amount	Running Balance
08/01/2004	J	0.00	0.00	0.00	0.00	3248.00	3248.00
08/01/2004	O	250.00	0.00	250.00	250.00	0.00	3248.00
08/31/2004	M	0.00	0.00	0.00	250.00	0.00	3248.00
08/31/2004	R	0.00	0.00	0.00	250.00	0.00	3248.00
09/01/2004	O	250.00	0.00	250.00	500.00	0.00	3248.00
09/30/2004	M	0.00	0.00	0.00	500.00	0.00	3248.00
09/30/2004	R	0.00	0.00	0.00	500.00	0.00	3248.00
10/01/2004	O	250.00	0.00	250.00	750.00	0.00	3248.00
10/31/2004	M	0.00	0.00	0.00	750.00	0.00	3248.00
10/31/2004	R	0.00	0.00	0.00	750.00	0.00	3248.00
11/01/2004	O	250.00	0.00	250.00	1000.00	0.00	3248.00
11/30/2004	M	0.00	0.00	0.00	1000.00	0.00	3248.00
11/30/2004	R	0.00	0.00	0.00	1000.00	0.00	3248.00
12/01/2004	O	250.00	0.00	250.00	1250.00	0.00	3248.00
12/31/2004	M	0.00	0.00	0.00	1250.00	0.00	3248.00
12/31/2004	R	0.00	0.00	0.00	1250.00	0.00	3248.00
01/01/2005	O	250.00	0.00	250.00	1500.00	0.00	3248.00
01/31/2005	M	0.00	0.00	0.00	1500.00	0.00	3248.00
01/31/2005	R	0.00	0.00	0.00	1500.00	0.00	3248.00
02/01/2005	O	250.00	0.00	250.00	1750.00	0.00	3248.00
02/28/2005	M	0.00	0.00	0.00	1750.00	0.00	3248.00

Exhibit A



Event Date	Event Type	Current Amount Due	NCP Paid	Unadjudicated Arrears		Adjudicated Arrears	
				Adjustment Amount	Running Balance	Adjustment Amount	Running Balance
22	02/28/2005	R	0.00	0.00	1750.00	0.00	3248.00
23	03/01/2005	O	250.00	250.00	2000.00	0.00	3248.00
24	03/30/2005	P	0.00	-129.92	1870.08	0.00	3248.00
25	03/31/2005	M	0.00	0.00	1870.08	0.00	3248.00
26	03/31/2005	R	0.00	0.00	1870.08	0.00	3248.00
27	04/01/2005	O	250.00	250.00	2120.08	0.00	3248.00
28	04/05/2005	P	0.00	-63.46	2056.62	0.00	3248.00
29	04/14/2005	P	0.00	-2586.34	-529.72	-1524.46	1723.54
30	04/30/2005	M	0.00	0.00	-529.72	0.00	1723.54
31	05/01/2005	O	250.00	250.00	-279.72	0.00	1723.54
32	05/26/2005	P	0.00	-1195.46	-1475.18	-1723.54	0.00
33	05/26/2005	P	0.00	-1851.00	-3326.18	0.00	0.00
34	06/01/2005	O	250.00	250.00	-3076.18	0.00	0.00
35	07/01/2005	O	250.00	250.00	-2826.18	0.00	0.00
36	08/01/2005	O	250.00	250.00	-2576.18	0.00	0.00
37	08/31/2005	P	0.00	-63.46	-2639.64	0.00	0.00
38	09/01/2005	O	250.00	250.00	-2389.64	0.00	0.00
39	09/08/2005	P	0.00	-63.46	-2453.10	0.00	0.00
40	09/14/2005	P	0.00	-63.46	-2516.56	0.00	0.00
41	09/21/2005	P	0.00	-63.46	-2580.02	0.00	0.00
42	10/01/2005	O	250.00	250.00	-2330.02	0.00	0.00
43	10/05/2005	P	0.00	-63.46	-2393.48	0.00	0.00
44	10/11/2005	P	0.00	-63.46	-2456.94	0.00	0.00
45	10/13/2005	P	0.00	-63.46	-2520.40	0.00	0.00
46	10/19/2005	P	0.00	-63.46	-2583.86	0.00	0.00
47	10/26/2005	P	0.00	-63.46	-2647.32	0.00	0.00
48	11/01/2005	O	250.00	250.00	-2397.32	0.00	0.00
49	11/03/2005	P	0.00	-63.46	-2460.78	0.00	0.00
50	11/09/2005	P	0.00	-63.46	-2524.24	0.00	0.00
51	12/01/2005	O	250.00	250.00	-2274.24	0.00	0.00
52	12/07/2005	P	0.00	-63.46	-2337.70	0.00	0.00
53	12/14/2005	P	0.00	-63.46	-2401.16	0.00	0.00
54	12/21/2005	P	0.00	-57.69	-2458.85	0.00	0.00
55	12/29/2005	P	0.00	-57.69	-2516.54	0.00	0.00



Event Date	Event Type	Current Amount Due	NCP Paid	Unadjudicated Arrears		Adjudicated Arrears		
				Adjustment Amount	Running Balance	Adjustment Amount	Running Balance	
56	01/01/2006	250.00	0.00	250.00	-2266.54	0.00	0.00	56
57	01/05/2006	0.00	57.69	-57.69	-2324.23	0.00	0.00	57
58	01/12/2006	0.00	57.69	-57.69	-2381.92	0.00	0.00	58
59	01/19/2006	0.00	57.69	-57.69	-2439.61	0.00	0.00	59
60	01/25/2006	0.00	57.69	-57.69	-2497.30	0.00	0.00	60
61	02/01/2006	250.00	0.00	250.00	-2247.30	0.00	0.00	61
62	02/02/2006	0.00	57.69	-57.69	-2304.99	0.00	0.00	62
63	02/08/2006	0.00	57.69	-57.69	-2362.68	0.00	0.00	63
64	02/15/2006	0.00	57.69	-57.69	-2420.37	0.00	0.00	64
65	02/23/2006	0.00	57.69	-57.69	-2478.06	0.00	0.00	65
66	03/01/2006	250.00	0.00	250.00	-2228.06	0.00	0.00	66
67	03/01/2006	0.00	57.69	-57.69	-2285.75	0.00	0.00	67
68	03/13/2006	0.00	57.69	-57.69	-2343.44	0.00	0.00	68
69	03/16/2006	0.00	57.69	-57.69	-2401.13	0.00	0.00	69
70	03/22/2006	0.00	57.69	-57.69	-2458.82	0.00	0.00	70
71	03/29/2006	0.00	19.24	-19.24	-2478.06	0.00	0.00	71
72	04/01/2006	250.00	0.00	250.00	-2228.06	0.00	0.00	72
73	04/05/2006	0.00	57.69	-57.69	-2285.75	0.00	0.00	73
74	04/12/2006	0.00	57.69	-57.69	-2343.44	0.00	0.00	74
75	04/19/2006	0.00	57.69	-57.69	-2401.13	0.00	0.00	75
76	04/26/2006	0.00	57.69	-57.69	-2458.82	0.00	0.00	76
77	05/01/2006	250.00	0.00	250.00	-2208.82	0.00	0.00	77
78	05/03/2006	0.00	57.69	-57.69	-2266.51	0.00	0.00	78
79	05/10/2006	0.00	57.69	-57.69	-2324.20	0.00	0.00	79
80	05/17/2006	0.00	57.69	-57.69	-2381.89	0.00	0.00	80
81	05/24/2006	0.00	57.69	-57.69	-2439.58	0.00	0.00	81
82	05/30/2006	0.00	57.69	-57.69	-2497.27	0.00	0.00	82
83	06/01/2006	250.00	0.00	250.00	-2247.27	0.00	0.00	83
84	06/07/2006	0.00	57.69	-57.69	-2304.96	0.00	0.00	84
85	06/15/2006	0.00	57.69	-57.69	-2362.65	0.00	0.00	85
86	06/21/2006	0.00	57.69	-57.69	-2420.34	0.00	0.00	86
87	06/28/2006	0.00	19.24	-19.24	-2439.58	0.00	0.00	87
88	07/01/2006	250.00	0.00	250.00	-2189.58	0.00	0.00	88
89	07/05/2006	0.00	57.69	-57.69	-2247.27	0.00	0.00	89





Event Date	Event Type	Current Amount Due	NCP Paid	Unadjudicated Arrears		Adjudicated Arrears			
				Adjustment Amount	Running Balance	Adjustment Amount	Running Balance		
90	07/12/2006	P	0.00	57.69	-57.69	-2304.96	0.00	0.00	90
91	07/19/2006	P	0.00	57.69	-57.69	-2362.65	0.00	0.00	91
92	07/26/2006	P	0.00	57.69	-57.69	-2420.34	0.00	0.00	92
93	08/01/2006	O	250.00	0.00	250.00	-2170.34	0.00	0.00	93
94	08/02/2006	P	0.00	57.69	-57.69	-2228.03	0.00	0.00	94
95	08/09/2006	P	0.00	57.69	-57.69	-2285.72	0.00	0.00	95
96	08/16/2006	P	0.00	57.69	-57.69	-2343.41	0.00	0.00	96
97	08/23/2006	P	0.00	57.69	-57.69	-2401.10	0.00	0.00	97
98	08/30/2006	P	0.00	19.24	-19.24	-2420.34	0.00	0.00	98
99	09/01/2006	O	250.00	0.00	250.00	-2170.34	0.00	0.00	99
100	09/05/2006	P	0.00	57.69	-57.69	-2228.03	0.00	0.00	100
101	09/08/2006	P	0.00	57.69	-57.69	-2285.72	0.00	0.00	101
102	09/13/2006	P	0.00	57.69	-57.69	-2343.41	0.00	0.00	102
103	09/20/2006	P	0.00	57.69	-57.69	-2401.10	0.00	0.00	103
104	09/29/2006	P	0.00	19.24	-19.24	-2420.34	0.00	0.00	104
105	10/01/2006	O	250.00	0.00	250.00	-2170.34	0.00	0.00	105
106	10/04/2006	P	0.00	57.69	-57.69	-2228.03	0.00	0.00	106
107	10/12/2006	P	0.00	57.69	-57.69	-2285.72	0.00	0.00	107
108	10/18/2006	P	0.00	57.69	-57.69	-2343.41	0.00	0.00	108
109	10/26/2006	P	0.00	57.69	-57.69	-2401.10	0.00	0.00	109
110	11/01/2006	O	250.00	0.00	250.00	-2151.10	0.00	0.00	110
111	11/02/2006	P	0.00	57.69	-57.69	-2208.79	0.00	0.00	111
112	11/08/2006	P	0.00	57.69	-57.69	-2266.48	0.00	0.00	112
113	11/15/2006	P	0.00	57.69	-57.69	-2324.17	0.00	0.00	113
114	11/22/2006	P	0.00	57.69	-57.69	-2381.86	0.00	0.00	114
115	12/01/2006	O	250.00	0.00	250.00	-2131.86	0.00	0.00	115
116	12/06/2006	P	0.00	57.69	-57.69	-2189.55	0.00	0.00	116
117	12/13/2006	P	0.00	57.69	-57.69	-2247.24	0.00	0.00	117
118	12/20/2006	P	0.00	57.69	-57.69	-2304.93	0.00	0.00	118
119	12/29/2006	P	0.00	57.69	-57.69	-2362.62	0.00	0.00	119
120	01/01/2007	O	250.00	0.00	250.00	-2112.62	0.00	0.00	120
121	01/05/2007	P	0.00	57.69	-57.69	-2170.31	0.00	0.00	121
122	01/10/2007	P	0.00	57.69	-57.69	-2228.00	0.00	0.00	122
123	01/18/2007	P	0.00	57.69	-57.69	-2285.69	0.00	0.00	123





	Event Date	Event Type	Current Amount Due	NCP Paid	Unadjudicated Arrears		Adjudicated Arrears		
					Adjustment Amount	Running Balance	Adjustment Amount	Running Balance	
124	01/25/2007	P	0.00	57.69	-57.69	-2343.38	0.00	0.00	124
125	02/01/2007	O	250.00	0.00	250.00	-2093.38	0.00	0.00	125
126	02/01/2007	P	0.00	57.69	-57.69	-2151.07	0.00	0.00	126
127	02/09/2007	P	0.00	57.69	-57.69	-2208.76	0.00	0.00	127
128	02/14/2007	P	0.00	57.69	-57.69	-2266.45	0.00	0.00	128
129	02/22/2007	P	0.00	57.69	-57.69	-2324.14	0.00	0.00	129
130	02/28/2007	P	0.00	57.69	-57.69	-2381.83	0.00	0.00	130
131	03/01/2007	O	250.00	0.00	250.00	-2131.83	0.00	0.00	131
132	03/07/2007	P	0.00	57.69	-57.69	-2189.52	0.00	0.00	132
133	03/15/2007	P	0.00	57.69	-57.69	-2247.21	0.00	0.00	133
134	03/26/2007	P	0.00	57.69	-57.69	-2304.90	0.00	0.00	134
135	03/28/2007	P	0.00	57.69	-57.69	-2362.59	0.00	0.00	135
136	04/01/2007	O	250.00	0.00	250.00	-2112.59	0.00	0.00	136
137	04/09/2007	P	0.00	57.69	-57.69	-2170.28	0.00	0.00	137
138	04/12/2007	P	0.00	57.69	-57.69	-2227.97	0.00	0.00	138
139	04/19/2007	P	0.00	57.69	-57.69	-2285.66	0.00	0.00	139
140	04/25/2007	P	0.00	19.24	-19.24	-2304.90	0.00	0.00	140
141	05/01/2007	O	250.00	0.00	250.00	-2054.90	0.00	0.00	141
142	05/02/2007	P	0.00	57.69	-57.69	-2112.59	0.00	0.00	142
143	05/09/2007	P	0.00	57.69	-57.69	-2170.28	0.00	0.00	143
144	05/23/2007	P	0.00	115.38	-115.38	-2285.66	0.00	0.00	144
145	06/01/2007	O	250.00	0.00	250.00	-2035.66	0.00	0.00	145
146	06/19/2007	P	0.00	250.00	-250.00	-2285.66	0.00	0.00	146
147	07/01/2007	O	250.00	0.00	250.00	-2035.66	0.00	0.00	147
148	07/09/2007	P	0.00	57.69	-57.69	-2093.35	0.00	0.00	148
149	07/10/2007	P	0.00	57.69	-57.69	-2151.04	0.00	0.00	149
150	07/17/2007	P	0.00	57.69	-57.69	-2208.73	0.00	0.00	150
151	07/24/2007	P	0.00	57.69	-57.69	-2266.42	0.00	0.00	151
152	08/01/2007	O	250.00	0.00	250.00	-2016.42	0.00	0.00	152
153	08/07/2007	P	0.00	57.69	-57.69	-2074.11	0.00	0.00	153
154	09/01/2007	O	250.00	0.00	250.00	-1824.11	0.00	0.00	154
155	10/01/2007	O	250.00	0.00	250.00	-1574.11	0.00	0.00	155
156	11/01/2007	O	250.00	0.00	250.00	-1324.11	0.00	0.00	156
157	12/01/2007	O	250.00	0.00	250.00	-1074.11	0.00	0.00	157




Event Date	Event Type	Current Amount Due	NCP Paid	Unadjudicated Arrears		Adjudicated Arrears			
				Adjustment Amount	Running Balance	Adjustment Amount	Running Balance		
158	12/18/2007	P	0.00	57.69	-57.69	-1131.80	0.00	0.00	158
159	01/01/2008	O	250.00	0.00	250.00	-881.80	0.00	0.00	159
160	01/02/2008	P	0.00	57.69	-57.69	-939.49	0.00	0.00	160
161	01/03/2008	P	0.00	57.69	-57.69	-997.18	0.00	0.00	161
162	01/08/2008	P	0.00	57.69	-57.69	-1054.87	0.00	0.00	162
163	01/15/2008	P	0.00	57.69	-57.69	-1112.56	0.00	0.00	163
164	01/23/2008	P	0.00	19.24	-19.24	-1131.80	0.00	0.00	164
165	02/01/2008	O	250.00	0.00	250.00	-881.80	0.00	0.00	165
166	02/08/2008	P	0.00	57.69	-57.69	-939.49	0.00	0.00	166
167	02/12/2008	P	0.00	57.69	-57.69	-997.18	0.00	0.00	167
168	02/20/2008	P	0.00	57.69	-57.69	-1054.87	0.00	0.00	168
169	02/26/2008	P	0.00	57.69	-57.69	-1112.56	0.00	0.00	169
170	03/01/2008	O	250.00	0.00	250.00	-862.56	0.00	0.00	170
171	03/04/2008	P	0.00	57.69	-57.69	-920.25	0.00	0.00	171
172	03/11/2008	P	0.00	57.69	-57.69	-977.94	0.00	0.00	172
173	03/18/2008	P	0.00	57.69	-57.69	-1035.63	0.00	0.00	173
174	04/01/2008	O	250.00	0.00	250.00	-785.63	0.00	0.00	174
175	05/01/2008	O	250.00	0.00	250.00	-535.63	0.00	0.00	175
176	05/21/2008	P	0.00	57.69	-57.69	-593.32	0.00	0.00	176
177	05/29/2008	P	0.00	57.69	-57.69	-651.01	0.00	0.00	177
178	06/01/2008	O	250.00	0.00	250.00	-401.01	0.00	0.00	178
179	06/03/2008	P	0.00	57.69	-57.69	-458.70	0.00	0.00	179
180	06/11/2008	P	0.00	57.69	-57.69	-516.39	0.00	0.00	180
181	06/19/2008	P	0.00	57.69	-57.69	-574.08	0.00	0.00	181
182	06/24/2008	P	0.00	57.69	-57.69	-631.77	0.00	0.00	182
183	07/01/2008	O	250.00	0.00	250.00	-381.77	0.00	0.00	183
184	07/01/2008	P	0.00	57.69	-57.69	-439.46	0.00	0.00	184
185	07/02/2008	P	0.00	57.69	-57.69	-497.15	0.00	0.00	185
186	07/16/2008	P	0.00	57.69	-57.69	-554.84	0.00	0.00	186
187	07/22/2008	P	0.00	57.69	-57.69	-612.53	0.00	0.00	187
188	08/01/2008	O	250.00	0.00	250.00	-362.53	0.00	0.00	188
189	08/05/2008	P	0.00	57.69	-57.69	-420.22	0.00	0.00	189
190	08/06/2008	P	0.00	57.69	-57.69	-477.91	0.00	0.00	190
191	08/14/2008	P	0.00	57.69	-57.69	-535.60	0.00	0.00	191



	Event Date	Event Type	Current Amount Due	NCP Paid	Unadjudicated Arrears		Adjudicated Arrears		
					Adjustment Amount	Running Balance	Adjustment Amount	Running Balance	
192	08/19/2008	P	0.00	57.69	-57.69	-593.29	0.00	0.00	192
193	08/26/2008	P	0.00	57.69	-57.69	-650.98	0.00	0.00	193
194	09/01/2008	O	250.00	0.00	250.00	-400.98	0.00	0.00	194
195	09/03/2008	P	0.00	57.69	-57.69	-458.67	0.00	0.00	195
196	09/09/2008	P	0.00	57.69	-57.69	-516.36	0.00	0.00	196
197	09/16/2008	P	0.00	57.69	-57.69	-574.05	0.00	0.00	197
198	09/23/2008	P	0.00	57.69	-57.69	-631.74	0.00	0.00	198
199	10/01/2008	O	250.00	0.00	250.00	-381.74	0.00	0.00	199
200	10/03/2008	P	0.00	57.69	-57.69	-439.43	0.00	0.00	200
201	10/15/2008	P	0.00	57.69	-57.69	-497.12	0.00	0.00	201
202	10/21/2008	P	0.00	57.69	-57.69	-554.81	0.00	0.00	202
203	10/29/2008	P	0.00	57.69	-57.69	-612.50	0.00	0.00	203
204	11/01/2008	O	250.00	0.00	250.00	-362.50	0.00	0.00	204
205	11/05/2008	P	0.00	57.69	-57.69	-420.19	0.00	0.00	205
206	11/13/2008	P	0.00	57.69	-57.69	-477.88	0.00	0.00	206
207	12/01/2008	O	250.00	0.00	250.00	-227.88	0.00	0.00	207
208	12/16/2008	P	0.00	57.69	-57.69	-285.57	0.00	0.00	208
209	12/23/2008	P	0.00	57.69	-57.69	-343.26	0.00	0.00	209
210	01/01/2009	O	250.00	0.00	250.00	-93.26	0.00	0.00	210
211	01/02/2009	P	0.00	57.69	-57.69	-150.95	0.00	0.00	211
212	01/05/2009	P	0.00	57.69	-57.69	-208.64	0.00	0.00	212
213	01/13/2009	P	0.00	57.69	-57.69	-266.33	0.00	0.00	213
214	01/26/2009	P	0.00	57.69	-57.69	-324.02	0.00	0.00	214
215	01/27/2009	P	0.00	19.24	-19.24	-343.26	0.00	0.00	215
216	02/01/2009	O	250.00	0.00	250.00	-93.26	0.00	0.00	216
217	02/03/2009	P	0.00	57.69	-57.69	-150.95	0.00	0.00	217
218	02/11/2009	P	0.00	57.69	-57.69	-208.64	0.00	0.00	218
219	02/18/2009	P	0.00	57.69	-57.69	-266.33	0.00	0.00	219
220	02/24/2009	P	0.00	57.69	-57.69	-324.02	0.00	0.00	220
221	03/01/2009	O	250.00	0.00	250.00	-74.02	0.00	0.00	221
222	03/03/2009	P	0.00	57.69	-57.69	-131.71	0.00	0.00	222
223	03/11/2009	P	0.00	57.69	-57.69	-189.40	0.00	0.00	223
224	03/17/2009	P	0.00	57.69	-57.69	-247.09	0.00	0.00	224
225	03/23/2009	P	0.00	57.69	-57.69	-304.78	0.00	0.00	225




Event Date	Event Type	Current Amount Due	NCP Paid	Unadjudicated Arrears		Adjudicated Arrears			
				Adjustment Amount	Running Balance	Adjustment Amount	Running Balance		
226	03/30/2009	P	0.00	31.44	-31.44	-336.22	0.00	0.00	226
227	04/01/2009	O	250.00	0.00	250.00	-86.22	0.00	0.00	227
228	04/01/2009	P	0.00	57.69	-57.69	-143.91	0.00	0.00	228
229	04/13/2009	P	0.00	57.69	-57.69	-201.60	0.00	0.00	229
230	04/20/2009	P	0.00	57.69	-57.69	-259.29	0.00	0.00	230
231	04/27/2009	P	0.00	57.69	-57.69	-316.98	0.00	0.00	231
232	05/01/2009	O	250.00	0.00	250.00	-66.98	0.00	0.00	232
233	05/01/2009	P	0.00	57.69	-57.69	-124.67	0.00	0.00	233
234	05/11/2009	P	0.00	57.69	-57.69	-182.36	0.00	0.00	234
235	05/18/2009	P	0.00	57.69	-57.69	-240.05	0.00	0.00	235
236	05/26/2009	P	0.00	57.69	-57.69	-297.74	0.00	0.00	236
237	06/01/2009	O	250.00	0.00	250.00	-47.74	0.00	0.00	237
238	06/01/2009	P	0.00	57.69	-57.69	-105.43	0.00	0.00	238
239	06/08/2009	P	0.00	57.69	-57.69	-163.12	0.00	0.00	239
240	06/15/2009	P	0.00	57.69	-57.69	-220.81	0.00	0.00	240
241	06/22/2009	P	0.00	57.69	-57.69	-278.50	0.00	0.00	241
242	06/29/2009	P	0.00	57.69	-57.69	-336.19	0.00	0.00	242
243	07/01/2009	O	250.00	0.00	250.00	-86.19	0.00	0.00	243
244	07/02/2009	P	0.00	57.69	-57.69	-143.88	0.00	0.00	244
245	07/13/2009	P	0.00	57.69	-57.69	-201.57	0.00	0.00	245
246	07/20/2009	P	0.00	57.69	-57.69	-259.26	0.00	0.00	246
247	07/27/2009	P	0.00	57.69	-57.69	-316.95	0.00	0.00	247
248	08/01/2009	O	250.00	0.00	250.00	-66.95	0.00	0.00	248
249	08/03/2009	P	0.00	57.69	-57.69	-124.64	0.00	0.00	249
250	08/24/2009	P	0.00	118.38	-118.38	-243.02	0.00	0.00	250
251	08/31/2009	P	0.00	118.38	-118.38	-361.40	0.00	0.00	251
252	09/01/2009	O	250.00	0.00	250.00	-111.40	0.00	0.00	252
253	09/08/2009	P	0.00	57.69	-57.69	-169.09	0.00	0.00	253
254	09/21/2009	P	0.00	57.69	-57.69	-226.78	0.00	0.00	254
255	10/01/2009	O	250.00	0.00	250.00	23.22	0.00	0.00	255
256	10/01/2009	P	0.00	57.69	-57.69	-34.47	0.00	0.00	256
257	10/05/2009	P	0.00	57.69	-57.69	-92.16	0.00	0.00	257
258	10/19/2009	P	0.00	57.69	-57.69	-149.85	0.00	0.00	258
259	10/19/2009	P	0.00	57.69	-57.69	-207.54	0.00	0.00	259



	Event Date	Event Type	Current Amount Due	NCP Paid	Unadjudicated Arrears		Adjudicated Arrears		
					Adjustment Amount	Running Balance	Adjustment Amount	Running Balance	
260	11/01/2009	O	250.00	0.00	250.00	42.46	0.00	0.00	260
261	11/09/2009	P	0.00	57.69	-57.69	-15.23	0.00	0.00	261
262	11/23/2009	P	0.00	57.69	-57.69	-72.92	0.00	0.00	262
263	11/30/2009	P	0.00	57.69	-57.69	-130.61	0.00	0.00	263
264	12/01/2009	O	250.00	0.00	250.00	119.39	0.00	0.00	264
265	12/28/2009	P	0.00	57.69	-57.69	61.70	0.00	0.00	265
266	12/28/2009	P	0.00	239.76	-239.76	-178.06	0.00	0.00	266
267	01/01/2010	O	250.00	0.00	250.00	71.94	0.00	0.00	267
268	01/04/2010	P	0.00	118.38	-118.38	-46.44	0.00	0.00	268
269	01/19/2010	P	0.00	179.07	-179.07	-225.51	0.00	0.00	269
270	01/19/2010	P	0.00	57.69	-57.69	-283.20	0.00	0.00	270
271	01/25/2010	P	0.00	57.69	-57.69	-340.89	0.00	0.00	271
272	02/01/2010	O	250.00	0.00	250.00	-90.89	0.00	0.00	272
273	02/02/2010	P	0.00	57.69	-57.69	-148.58	0.00	0.00	273
274	02/08/2010	P	0.00	57.69	-57.69	-206.27	0.00	0.00	274
275	02/16/2010	P	0.00	57.69	-57.69	-263.96	0.00	0.00	275
276	02/22/2010	P	0.00	57.69	-57.69	-321.65	0.00	0.00	276
277	03/01/2010	O	250.00	0.00	250.00	-71.65	0.00	0.00	277
278	03/01/2010	P	0.00	57.69	-57.69	-129.34	0.00	0.00	278
279	03/08/2010	P	0.00	57.69	-57.69	-187.03	0.00	0.00	279
280	03/15/2010	P	0.00	57.69	-57.69	-244.72	0.00	0.00	280
281	03/22/2010	P	0.00	57.69	-57.69	-302.41	0.00	0.00	281
282	03/29/2010	P	0.00	57.69	-57.69	-360.10	0.00	0.00	282
283	04/01/2010	O	250.00	0.00	250.00	-110.10	0.00	0.00	283
284	04/01/2010	P	0.00	57.69	-57.69	-167.79	0.00	0.00	284
285	04/12/2010	P	0.00	57.69	-57.69	-225.48	0.00	0.00	285
286	04/19/2010	P	0.00	57.69	-57.69	-283.17	0.00	0.00	286
287	04/26/2010	P	0.00	57.69	-57.69	-340.86	0.00	0.00	287
288	05/01/2010	O	250.00	0.00	250.00	-90.86	0.00	0.00	288
289	05/03/2010	P	0.00	57.69	-57.69	-148.55	0.00	0.00	289
290	06/01/2010	O	250.00	0.00	250.00	101.45	0.00	0.00	290
291	06/30/2010	M	0.00	0.00	0.00	101.45	0.00	0.00	291
292	07/01/2010	O	250.00	0.00	250.00	351.45	0.00	0.00	292
293	07/09/2010	P	0.00	57.69	-57.69	293.76	0.00	0.00	293






Event Date	Event Type	Current Amount Due	NCP Paid	Unadjudicated Arrears		Adjudicated Arrears			
				Adjustment Amount	Running Balance	Adjustment Amount	Running Balance		
294	07/19/2010	P	0.00	57.69	-57.69	236.07	0.00	0.00	294
295	07/26/2010	P	0.00	57.69	-57.69	178.38	0.00	0.00	295
296	07/31/2010	M	0.00	0.00	0.00	178.38	0.00	0.00	296
297	08/01/2010	O	250.00	0.00	250.00	428.38	0.00	0.00	297
298	08/02/2010	P	0.00	57.69	-57.69	370.69	0.00	0.00	298
299	08/09/2010	P	0.00	57.69	-57.69	313.00	0.00	0.00	299
300	08/16/2010	P	0.00	57.69	-57.69	255.31	0.00	0.00	300
301	08/23/2010	P	0.00	57.69	-57.69	197.62	0.00	0.00	301
302	08/30/2010	P	0.00	57.69	-57.69	139.93	0.00	0.00	302
303	08/31/2010	M	0.00	0.00	0.00	139.93	0.00	0.00	303
304	09/01/2010	O	250.00	0.00	250.00	389.93	0.00	0.00	304
305	09/07/2010	P	0.00	57.69	-57.69	332.24	0.00	0.00	305
306	09/13/2010	P	0.00	57.69	-57.69	274.55	0.00	0.00	306
307	09/20/2010	P	0.00	57.69	-57.69	216.86	0.00	0.00	307
308	09/27/2010	P	0.00	57.69	-57.69	159.17	0.00	0.00	308
309	09/30/2010	M	0.00	0.00	0.00	159.17	0.00	0.00	309
310	10/01/2010	O	250.00	0.00	250.00	409.17	0.00	0.00	310
311	10/04/2010	P	0.00	57.69	-57.69	351.48	0.00	0.00	311
312	10/11/2010	P	0.00	57.69	-57.69	293.79	0.00	0.00	312
313	10/18/2010	P	0.00	57.69	-57.69	236.10	0.00	0.00	313
314	10/25/2010	P	0.00	57.69	-57.69	178.41	0.00	0.00	314
315	10/31/2010	M	0.00	0.00	0.00	178.41	0.00	0.00	315
316	11/01/2010	O	250.00	0.00	250.00	428.41	0.00	0.00	316
317	11/01/2010	P	0.00	57.69	-57.69	370.72	0.00	0.00	317
318	11/08/2010	P	0.00	57.69	-57.69	313.03	0.00	0.00	318
319	11/15/2010	P	0.00	57.69	-57.69	255.34	0.00	0.00	319
320	11/22/2010	P	0.00	57.69	-57.69	197.65	0.00	0.00	320
321	11/29/2010	P	0.00	57.69	-57.69	139.96	0.00	0.00	321
322	11/30/2010	M	0.00	0.00	0.00	139.96	0.00	0.00	322
323	12/01/2010	O	250.00	0.00	250.00	389.96	0.00	0.00	323
324	12/06/2010	P	0.00	57.69	-57.69	332.27	0.00	0.00	324
325	12/13/2010	P	0.00	57.69	-57.69	274.58	0.00	0.00	325
326	12/20/2010	P	0.00	57.69	-57.69	216.89	0.00	0.00	326
327	12/27/2010	P	0.00	57.69	-57.69	159.20	0.00	0.00	327



	Event Date	Event Type	Current Amount Due	NCP Paid	Unadjudicated Arrears		Adjudicated Arrears		
					Adjustment Amount	Running Balance	Adjustment Amount	Running Balance	
328	12/31/2010	M	0.00	0.00	0.00	159.20	0.00	0.00	328
329	01/01/2011	O	250.00	0.00	250.00	409.20	0.00	0.00	329
330	01/03/2011	P	0.00	57.69	-57.69	351.51	0.00	0.00	330
331	01/07/2011	P	0.00	57.69	-57.69	293.82	0.00	0.00	331
332	01/14/2011	P	0.00	57.69	-57.69	236.13	0.00	0.00	332
333	01/24/2011	P	0.00	57.69	-57.69	178.44	0.00	0.00	333
334	01/31/2011	P	0.00	57.69	-57.69	120.75	0.00	0.00	334
335	01/31/2011	M	0.00	0.00	0.00	120.75	0.00	0.00	335
336	02/01/2011	O	250.00	0.00	250.00	370.75	0.00	0.00	336
337	02/07/2011	P	0.00	57.69	-57.69	313.06	0.00	0.00	337
338	02/14/2011	P	0.00	57.69	-57.69	255.37	0.00	0.00	338
339	02/22/2011	P	0.00	57.69	-57.69	197.68	0.00	0.00	339
340	02/28/2011	P	0.00	57.69	-57.69	139.99	0.00	0.00	340
341	02/28/2011	M	0.00	0.00	0.00	139.99	0.00	0.00	341
342	03/01/2011	O	250.00	0.00	250.00	389.99	0.00	0.00	342
343	03/07/2011	P	0.00	57.69	-57.69	332.30	0.00	0.00	343
344	03/14/2011	P	0.00	57.69	-57.69	274.61	0.00	0.00	344
345	03/21/2011	P	0.00	57.69	-57.69	216.92	0.00	0.00	345
346	03/28/2011	P	0.00	57.69	-57.69	159.23	0.00	0.00	346
347	03/31/2011	M	0.00	0.00	0.00	159.23	0.00	0.00	347
348	04/01/2011	O	250.00	0.00	250.00	409.23	0.00	0.00	348
349	04/04/2011	P	0.00	57.69	-57.69	351.54	0.00	0.00	349
350	04/08/2011	P	0.00	57.69	-57.69	293.85	0.00	0.00	350
351	04/19/2011	P	0.00	57.69	-57.69	236.16	0.00	0.00	351
352	04/25/2011	P	0.00	57.69	-57.69	178.47	0.00	0.00	352
353	04/30/2011	M	0.00	0.00	0.00	178.47	0.00	0.00	353
354	05/01/2011	O	250.00	0.00	250.00	428.47	0.00	0.00	354
355	05/02/2011	P	0.00	57.69	-57.69	370.78	0.00	0.00	355
356	05/09/2011	P	0.00	57.69	-57.69	313.09	0.00	0.00	356
357	05/16/2011	P	0.00	57.69	-57.69	255.40	0.00	0.00	357
358	05/23/2011	P	0.00	57.69	-57.69	197.71	0.00	0.00	358
359	05/27/2011	P	0.00	57.69	-57.69	140.02	0.00	0.00	359
360	05/31/2011	M	0.00	0.00	0.00	140.02	0.00	0.00	360
361	06/01/2011	O	250.00	0.00	250.00	390.02	0.00	0.00	361



Event Date	Event Type	Current Amount Due	NCP Paid	Unadjudicated Arrears		Adjudicated Arrears		
				Adjustment Amount	Running Balance	Adjustment Amount	Running Balance	
362	06/06/2011	P	0.00	57.69	-57.69	332.33	0.00	362
363	06/13/2011	P	0.00	57.69	-57.69	274.64	0.00	363
364	06/20/2011	P	0.00	57.69	-57.69	216.95	0.00	364
365	06/27/2011	P	0.00	57.69	-57.69	159.26	0.00	365
366	06/30/2011	M	0.00	0.00	0.00	159.26	0.00	366
367	07/01/2011	O	250.00	0.00	250.00	409.26	0.00	367
368	07/05/2011	P	0.00	57.69	-57.69	351.57	0.00	368
369	07/11/2011	P	0.00	57.69	-57.69	293.88	0.00	369
370	07/18/2011	P	0.00	57.69	-57.69	236.19	0.00	370
371	07/25/2011	P	0.00	57.69	-57.69	178.50	0.00	371
372	07/31/2011	M	0.00	0.00	0.00	178.50	0.00	372
373	08/01/2011	O	250.00	0.00	250.00	428.50	0.00	373
374	08/01/2011	P	0.00	57.69	-57.69	370.81	0.00	374
375	08/08/2011	P	0.00	57.69	-57.69	313.12	0.00	375
376	08/15/2011	P	0.00	57.69	-57.69	255.43	0.00	376
377	08/22/2011	P	0.00	38.59	-38.59	216.84	0.00	377
378	08/29/2011	P	0.00	57.69	-57.69	159.15	0.00	378
379	08/31/2011	M	0.00	0.00	0.00	159.15	0.00	379
380	09/01/2011	O	250.00	0.00	250.00	409.15	0.00	380
381	09/02/2011	P	0.00	57.69	-57.69	351.46	0.00	381
382	09/12/2011	P	0.00	57.69	-57.69	293.77	0.00	382
383	09/19/2011	P	0.00	57.69	-57.69	236.08	0.00	383
384	09/26/2011	P	0.00	57.69	-57.69	178.39	0.00	384
385	09/30/2011	P	0.00	57.69	-57.69	120.70	0.00	385
386	09/30/2011	M	0.00	0.00	0.00	120.70	0.00	386
387	10/01/2011	O	250.00	0.00	250.00	370.70	0.00	387
388	10/07/2011	P	0.00	57.69	-57.69	313.01	0.00	388
389	10/14/2011	P	0.00	57.69	-57.69	255.32	0.00	389
390	10/24/2011	P	0.00	57.69	-57.69	197.63	0.00	390
391	10/31/2011	M	0.00	0.00	0.00	197.63	0.00	391
392	11/01/2011	O	250.00	0.00	250.00	447.63	0.00	392
393	11/04/2011	P	0.00	57.69	-57.69	389.94	0.00	393
394	11/07/2011	P	0.00	57.69	-57.69	332.25	0.00	394
395	11/15/2011	P	0.00	57.69	-57.69	274.56	0.00	395





Event Date	Event Type	Current Amount Due	NCP Paid	Unadjudicated Arrears		Adjudicated Arrears		
				Adjustment Amount	Running Balance	Adjustment Amount	Running Balance	
396 11/21/2011	P	0.00	57.69	-57.69	216.87	0.00	0.00	396
397 11/29/2011	P	0.00	57.69	-57.69	159.18	0.00	0.00	397
398 11/30/2011	M	0.00	0.00	0.00	159.18	0.00	0.00	398
<b>Totals:</b>		\$22000.00	\$25369.29	\$0.00	\$159.18	\$0.00	\$0.00	

Total Unadjudicated: \$159.18  
 Total Adjudicated: \$0.00  
 Total Arrears: \$159.18



**Custodian Financial Audit (part 2 of 2)**

Run Date: 12/01/2011  
 Run Time: 04:11 PM

NCP Name: Zegers, Timothy  
 CST Name: Boddy, Stacia  
 Case ID: 039465000A  
 Docket#: 04-UR-0020  
 Office: 03  
 Prepared By: ACRONN  
 Last Updated By: ACRONN  
 Prepared By Date: 12/01/2011  
 Last Updated By Date: 12/01/2011

Provision Type: Child Support

Event Date	Event Type	Current Amount Due	NCP Paid	Unadjudicated Interest (On UA) Amount	Running Balance	Unadjudicated Interest (On AA) Amount	Running Balance	Adjudicated Interest Amount	Running Balance	Unadjudicated Penalty Amount	Running Balance	Adjudicated Penalty Amount	Running Balance
08/01/2004	J	0.00	0.00	0.00	0.00	0.00	0.00	0.00	0.00	0.00	0.00	0.00	0.00
08/01/2004	O	250.00	0.00	0.00	0.00	0.00	0.00	0.00	0.00	0.00	0.00	0.00	0.00
08/31/2004	M	0.00	0.00	1.30	1.30	16.92	16.92	0.00	0.00	0.00	0.00	0.00	0.00
08/31/2004	R	0.00	0.00	0.00	1.30	0.00	16.92	0.00	0.00	0.00	0.00	0.00	0.00
09/01/2004	O	250.00	0.00	0.00	1.30	0.00	16.92	0.00	0.00	0.00	0.00	0.00	0.00
09/30/2004	M	0.00	0.00	2.60	3.90	16.92	33.84	0.00	0.00	0.00	0.00	0.00	0.00
09/30/2004	R	0.00	0.00	0.00	3.90	0.00	33.84	0.00	0.00	0.00	0.00	0.00	0.00
10/01/2004	O	250.00	0.00	0.00	3.90	0.00	33.84	0.00	0.00	0.00	0.00	0.00	0.00
10/31/2004	M	0.00	0.00	3.91	7.81	16.92	50.76	0.00	0.00	25.00	25.00	0.00	0.00
10/31/2004	R	0.00	0.00	0.00	7.81	0.00	50.76	0.00	0.00	0.00	25.00	0.00	0.00
11/01/2004	O	250.00	0.00	0.00	7.81	0.00	50.76	0.00	0.00	0.00	25.00	0.00	0.00
11/30/2004	M	0.00	0.00	5.21	13.02	16.92	67.68	0.00	0.00	25.00	50.00	0.00	0.00
11/30/2004	R	0.00	0.00	0.00	13.02	0.00	67.68	0.00	0.00	0.00	50.00	0.00	0.00
12/01/2004	O	250.00	0.00	0.00	13.02	0.00	67.68	0.00	0.00	0.00	50.00	0.00	0.00
12/31/2004	M	0.00	0.00	6.51	19.53	16.92	84.60	0.00	0.00	25.00	75.00	0.00	0.00
12/31/2004	R	0.00	0.00	0.00	19.53	0.00	84.60	0.00	0.00	0.00	75.00	0.00	0.00
01/01/2005	O	250.00	0.00	0.00	19.53	0.00	84.60	0.00	0.00	0.00	75.00	0.00	0.00
01/31/2005	M	0.00	0.00	9.06	28.59	19.62	104.22	0.00	0.00	25.00	100.00	0.00	0.00
01/31/2005	R	0.00	0.00	0.00	28.59	0.00	104.22	0.00	0.00	0.00	100.00	0.00	0.00
02/01/2005	O	250.00	0.00	0.00	28.59	0.00	104.22	0.00	0.00	0.00	100.00	0.00	0.00



Event Date	Event Type	Current Amount Due	NCP Paid	Unadjudicated Interest (On UA)		Unadjudicated Interest (On AA)		Adjudicated Interest		Unadjudicated Penalty		Adjudicated Penalty	
				Adjust Amount	Running Balance	Adjust Amount	Running Balance	Adjust Amount	Running Balance	Adjust Amount	Running Balance	Adjust Amount	Running Balance
21 02/28/2005	M	0.00	0.00	10.57	39.16	19.62	123.84	0.00	0.00	25.00	125.00	0.00	0.00
22 02/28/2005	R	0.00	0.00	0.00	39.16	0.00	123.84	0.00	0.00	0.00	125.00	0.00	0.00
23 03/01/2005	O	250.00	0.00	0.00	39.16	0.00	123.84	0.00	0.00	0.00	125.00	0.00	0.00
24 03/30/2005	P	0.00	129.92	0.00	39.16	0.00	123.84	0.00	0.00	0.00	125.00	0.00	0.00
25 03/31/2005	M	0.00	0.00	11.30	50.46	19.62	143.46	0.00	0.00	12.01	137.01	0.00	0.00
26 03/31/2005	R	0.00	0.00	0.00	50.46	0.00	143.46	0.00	0.00	0.00	137.01	0.00	0.00
27 04/01/2005	O	250.00	0.00	0.00	50.46	0.00	143.46	0.00	0.00	0.00	137.01	0.00	0.00
28 04/05/2005	P	0.00	63.46	0.00	50.46	0.00	143.46	0.00	0.00	0.00	137.01	0.00	0.00
29 04/14/2005	P	0.00	4391.27	0.00	50.46	-143.46	0.00	0.00	0.00	-137.01	0.00	0.00	0.00
30 04/30/2005	M	0.00	0.00	0.00	50.46	10.41	10.41	0.00	0.00	0.00	0.00	0.00	0.00
31 05/01/2005	O	250.00	0.00	0.00	50.46	0.00	10.41	0.00	0.00	0.00	0.00	0.00	0.00
32 05/26/2005	P	0.00	2919.00	0.00	50.46	0.00	10.41	0.00	0.00	0.00	0.00	0.00	0.00
33 05/26/2005	P	0.00	1851.00	0.00	50.46	0.00	10.41	0.00	0.00	0.00	0.00	0.00	0.00
34 06/01/2005	O	250.00	0.00	0.00	50.46	0.00	10.41	0.00	0.00	0.00	0.00	0.00	0.00
35 07/01/2005	O	250.00	0.00	0.00	50.46	0.00	10.41	0.00	0.00	0.00	0.00	0.00	0.00
36 08/01/2005	O	250.00	0.00	0.00	50.46	0.00	10.41	0.00	0.00	0.00	0.00	0.00	0.00
37 08/31/2005	P	0.00	63.46	0.00	50.46	0.00	10.41	0.00	0.00	0.00	0.00	0.00	0.00
38 09/01/2005	O	250.00	0.00	0.00	50.46	0.00	10.41	0.00	0.00	0.00	0.00	0.00	0.00
39 09/08/2005	P	0.00	63.46	0.00	50.46	0.00	10.41	0.00	0.00	0.00	0.00	0.00	0.00
40 09/14/2005	P	0.00	63.46	0.00	50.46	0.00	10.41	0.00	0.00	0.00	0.00	0.00	0.00
41 09/21/2005	P	0.00	63.46	0.00	50.46	0.00	10.41	0.00	0.00	0.00	0.00	0.00	0.00
42 10/01/2005	O	250.00	0.00	0.00	50.46	0.00	10.41	0.00	0.00	0.00	0.00	0.00	0.00
43 10/05/2005	P	0.00	63.46	0.00	50.46	0.00	10.41	0.00	0.00	0.00	0.00	0.00	0.00
44 10/11/2005	P	0.00	63.46	0.00	50.46	0.00	10.41	0.00	0.00	0.00	0.00	0.00	0.00
45 10/13/2005	P	0.00	63.46	0.00	50.46	0.00	10.41	0.00	0.00	0.00	0.00	0.00	0.00
46 10/19/2005	P	0.00	63.46	0.00	50.46	0.00	10.41	0.00	0.00	0.00	0.00	0.00	0.00
47 10/26/2005	P	0.00	63.46	0.00	50.46	0.00	10.41	0.00	0.00	0.00	0.00	0.00	0.00
48 11/01/2005	O	250.00	0.00	0.00	50.46	0.00	10.41	0.00	0.00	0.00	0.00	0.00	0.00
49 11/03/2005	P	0.00	63.46	0.00	50.46	0.00	10.41	0.00	0.00	0.00	0.00	0.00	0.00
50 11/09/2005	P	0.00	63.46	0.00	50.46	0.00	10.41	0.00	0.00	0.00	0.00	0.00	0.00
51 12/01/2005	O	250.00	0.00	0.00	50.46	0.00	10.41	0.00	0.00	0.00	0.00	0.00	0.00
52 12/07/2005	P	0.00	63.46	0.00	50.46	0.00	10.41	0.00	0.00	0.00	0.00	0.00	0.00
53 12/14/2005	P	0.00	63.46	0.00	50.46	0.00	10.41	0.00	0.00	0.00	0.00	0.00	0.00



Event Date	Event Type	Current Amount Due	NCP Paid	Unadjudicated Interest (On UA)		Unadjudicated Interest (On AA)		Adjudicated Interest		Unadjudicated Penalty		Adjudicated Penalty	
				Adjust Amount	Running Balance	Adjust Amount	Running Balance	Adjust Amount	Running Balance	Adjust Amount	Running Balance	Adjust Amount	Running Balance
54 12/21/2005	P	0.00	57.69	0.00	50.46	0.00	10.41	0.00	0.00	0.00	0.00	0.00	0.00
55 12/29/2005	P	0.00	57.69	0.00	50.46	0.00	10.41	0.00	0.00	0.00	0.00	0.00	0.00
56 01/01/2006	O	250.00	0.00	0.00	50.46	0.00	10.41	0.00	0.00	0.00	0.00	0.00	0.00
57 01/05/2006	P	0.00	57.69	0.00	50.46	0.00	10.41	0.00	0.00	0.00	0.00	0.00	0.00
58 01/12/2006	P	0.00	57.69	0.00	50.46	0.00	10.41	0.00	0.00	0.00	0.00	0.00	0.00
59 01/19/2006	P	0.00	57.69	0.00	50.46	0.00	10.41	0.00	0.00	0.00	0.00	0.00	0.00
60 01/25/2006	P	0.00	57.69	0.00	50.46	0.00	10.41	0.00	0.00	0.00	0.00	0.00	0.00
61 02/01/2006	O	250.00	0.00	0.00	50.46	0.00	10.41	0.00	0.00	0.00	0.00	0.00	0.00
62 02/02/2006	P	0.00	57.69	0.00	50.46	0.00	10.41	0.00	0.00	0.00	0.00	0.00	0.00
63 02/08/2006	P	0.00	57.69	0.00	50.46	0.00	10.41	0.00	0.00	0.00	0.00	0.00	0.00
64 02/15/2006	P	0.00	57.69	0.00	50.46	0.00	10.41	0.00	0.00	0.00	0.00	0.00	0.00
65 02/23/2006	P	0.00	57.69	0.00	50.46	0.00	10.41	0.00	0.00	0.00	0.00	0.00	0.00
66 03/01/2006	O	250.00	0.00	0.00	50.46	0.00	10.41	0.00	0.00	0.00	0.00	0.00	0.00
67 03/01/2006	P	0.00	57.69	0.00	50.46	0.00	10.41	0.00	0.00	0.00	0.00	0.00	0.00
68 03/13/2006	P	0.00	57.69	0.00	50.46	0.00	10.41	0.00	0.00	0.00	0.00	0.00	0.00
69 03/16/2006	P	0.00	57.69	0.00	50.46	0.00	10.41	0.00	0.00	0.00	0.00	0.00	0.00
70 03/22/2006	P	0.00	57.69	0.00	50.46	0.00	10.41	0.00	0.00	0.00	0.00	0.00	0.00
71 03/29/2006	P	0.00	19.24	0.00	50.46	0.00	10.41	0.00	0.00	0.00	0.00	0.00	0.00
72 04/01/2006	O	250.00	0.00	0.00	50.46	0.00	10.41	0.00	0.00	0.00	0.00	0.00	0.00
73 04/05/2006	P	0.00	57.69	0.00	50.46	0.00	10.41	0.00	0.00	0.00	0.00	0.00	0.00
74 04/12/2006	P	0.00	57.69	0.00	50.46	0.00	10.41	0.00	0.00	0.00	0.00	0.00	0.00
75 04/19/2006	P	0.00	57.69	0.00	50.46	0.00	10.41	0.00	0.00	0.00	0.00	0.00	0.00
76 04/26/2006	P	0.00	57.69	0.00	50.46	0.00	10.41	0.00	0.00	0.00	0.00	0.00	0.00
77 05/01/2006	O	250.00	0.00	0.00	50.46	0.00	10.41	0.00	0.00	0.00	0.00	0.00	0.00
78 05/03/2006	P	0.00	57.69	0.00	50.46	0.00	10.41	0.00	0.00	0.00	0.00	0.00	0.00
79 05/10/2006	P	0.00	57.69	0.00	50.46	0.00	10.41	0.00	0.00	0.00	0.00	0.00	0.00
80 05/17/2006	P	0.00	57.69	0.00	50.46	0.00	10.41	0.00	0.00	0.00	0.00	0.00	0.00
81 05/24/2006	P	0.00	57.69	0.00	50.46	0.00	10.41	0.00	0.00	0.00	0.00	0.00	0.00
82 05/30/2006	P	0.00	57.69	0.00	50.46	0.00	10.41	0.00	0.00	0.00	0.00	0.00	0.00
83 06/01/2006	O	250.00	0.00	0.00	50.46	0.00	10.41	0.00	0.00	0.00	0.00	0.00	0.00
84 06/07/2006	P	0.00	57.69	0.00	50.46	0.00	10.41	0.00	0.00	0.00	0.00	0.00	0.00
85 06/15/2006	P	0.00	57.69	0.00	50.46	0.00	10.41	0.00	0.00	0.00	0.00	0.00	0.00
86 06/21/2006	P	0.00	57.69	0.00	50.46	0.00	10.41	0.00	0.00	0.00	0.00	0.00	0.00

Event Date	Event Type	Current Amount Due	NCP Paid	Unadjudicated Interest (On UA)		Unadjudicated Interest (On AA)		Adjudicated Interest		Unadjudicated Penalty		Adjudicated Penalty	
				Amount	Running Balance	Amount	Running Balance	Amount	Running Balance	Amount	Running Balance	Amount	Running Balance
87	06/28/2006	P	0.00	19.24	0.00	50.46	0.00	10.41	0.00	0.00	0.00	0.00	0.00
88	07/01/2006	O	250.00	0.00	0.00	50.46	0.00	10.41	0.00	0.00	0.00	0.00	0.00
89	07/05/2006	P	0.00	57.69	0.00	50.46	0.00	10.41	0.00	0.00	0.00	0.00	0.00
90	07/12/2006	P	0.00	57.69	0.00	50.46	0.00	10.41	0.00	0.00	0.00	0.00	0.00
91	07/19/2006	P	0.00	57.69	0.00	50.46	0.00	10.41	0.00	0.00	0.00	0.00	0.00
92	07/26/2006	P	0.00	57.69	0.00	50.46	0.00	10.41	0.00	0.00	0.00	0.00	0.00
93	08/01/2006	O	250.00	0.00	0.00	50.46	0.00	10.41	0.00	0.00	0.00	0.00	0.00
94	08/02/2006	P	0.00	57.69	0.00	50.46	0.00	10.41	0.00	0.00	0.00	0.00	0.00
95	08/09/2006	P	0.00	57.69	0.00	50.46	0.00	10.41	0.00	0.00	0.00	0.00	0.00
96	08/16/2006	P	0.00	57.69	0.00	50.46	0.00	10.41	0.00	0.00	0.00	0.00	0.00
97	08/23/2006	P	0.00	57.69	0.00	50.46	0.00	10.41	0.00	0.00	0.00	0.00	0.00
98	08/30/2006	P	0.00	19.24	0.00	50.46	0.00	10.41	0.00	0.00	0.00	0.00	0.00
99	09/01/2006	O	250.00	0.00	0.00	50.46	0.00	10.41	0.00	0.00	0.00	0.00	0.00
100	09/05/2006	P	0.00	57.69	0.00	50.46	0.00	10.41	0.00	0.00	0.00	0.00	0.00
101	09/08/2006	P	0.00	57.69	0.00	50.46	0.00	10.41	0.00	0.00	0.00	0.00	0.00
102	09/13/2006	P	0.00	57.69	0.00	50.46	0.00	10.41	0.00	0.00	0.00	0.00	0.00
103	09/20/2006	P	0.00	57.69	0.00	50.46	0.00	10.41	0.00	0.00	0.00	0.00	0.00
104	09/29/2006	P	0.00	19.24	0.00	50.46	0.00	10.41	0.00	0.00	0.00	0.00	0.00
105	10/01/2006	O	250.00	0.00	0.00	50.46	0.00	10.41	0.00	0.00	0.00	0.00	0.00
106	10/04/2006	P	0.00	57.69	0.00	50.46	0.00	10.41	0.00	0.00	0.00	0.00	0.00
107	10/12/2006	P	0.00	57.69	0.00	50.46	0.00	10.41	0.00	0.00	0.00	0.00	0.00
108	10/18/2006	P	0.00	57.69	0.00	50.46	0.00	10.41	0.00	0.00	0.00	0.00	0.00
109	10/26/2006	P	0.00	57.69	0.00	50.46	0.00	10.41	0.00	0.00	0.00	0.00	0.00
110	11/01/2006	O	250.00	0.00	0.00	50.46	0.00	10.41	0.00	0.00	0.00	0.00	0.00
111	11/02/2006	P	0.00	57.69	0.00	50.46	0.00	10.41	0.00	0.00	0.00	0.00	0.00
112	11/08/2006	P	0.00	57.69	0.00	50.46	0.00	10.41	0.00	0.00	0.00	0.00	0.00
113	11/15/2006	P	0.00	57.69	0.00	50.46	0.00	10.41	0.00	0.00	0.00	0.00	0.00
114	11/22/2006	P	0.00	57.69	0.00	50.46	0.00	10.41	0.00	0.00	0.00	0.00	0.00
115	12/01/2006	O	250.00	0.00	0.00	50.46	0.00	10.41	0.00	0.00	0.00	0.00	0.00
116	12/06/2006	P	0.00	57.69	0.00	50.46	0.00	10.41	0.00	0.00	0.00	0.00	0.00
117	12/13/2006	P	0.00	57.69	0.00	50.46	0.00	10.41	0.00	0.00	0.00	0.00	0.00
118	12/20/2006	P	0.00	57.69	0.00	50.46	0.00	10.41	0.00	0.00	0.00	0.00	0.00
119	12/29/2006	P	0.00	57.69	0.00	50.46	0.00	10.41	0.00	0.00	0.00	0.00	0.00






Event Date	Event Type	Current Amount Due	NCP Paid	Unadjudicated Interest (On UA)		Unadjudicated Interest (On AA)		Adjudicated Interest		Unadjudicated Penalty		Adjudicated Penalty	
				Adjust Amount	Running Balance	Adjust Amount	Running Balance	Adjust Amount	Running Balance	Adjust Amount	Running Balance	Adjust Amount	Running Balance
120 01/01/2007	O	250.00	0.00	0.00	50.46	0.00	10.41	0.00	0.00	0.00	0.00	0.00	0.00
121 01/05/2007	P	0.00	57.69	0.00	50.46	0.00	10.41	0.00	0.00	0.00	0.00	0.00	0.00
122 01/10/2007	P	0.00	57.69	0.00	50.46	0.00	10.41	0.00	0.00	0.00	0.00	0.00	0.00
123 01/18/2007	P	0.00	57.69	0.00	50.46	0.00	10.41	0.00	0.00	0.00	0.00	0.00	0.00
124 01/25/2007	P	0.00	57.69	0.00	50.46	0.00	10.41	0.00	0.00	0.00	0.00	0.00	0.00
125 02/01/2007	O	250.00	0.00	0.00	50.46	0.00	10.41	0.00	0.00	0.00	0.00	0.00	0.00
126 02/01/2007	P	0.00	57.69	0.00	50.46	0.00	10.41	0.00	0.00	0.00	0.00	0.00	0.00
127 02/09/2007	P	0.00	57.69	0.00	50.46	0.00	10.41	0.00	0.00	0.00	0.00	0.00	0.00
128 02/14/2007	P	0.00	57.69	0.00	50.46	0.00	10.41	0.00	0.00	0.00	0.00	0.00	0.00
129 02/22/2007	P	0.00	57.69	0.00	50.46	0.00	10.41	0.00	0.00	0.00	0.00	0.00	0.00
130 02/28/2007	P	0.00	57.69	0.00	50.46	0.00	10.41	0.00	0.00	0.00	0.00	0.00	0.00
131 03/01/2007	O	250.00	0.00	0.00	50.46	0.00	10.41	0.00	0.00	0.00	0.00	0.00	0.00
132 03/07/2007	P	0.00	57.69	0.00	50.46	0.00	10.41	0.00	0.00	0.00	0.00	0.00	0.00
133 03/15/2007	P	0.00	57.69	0.00	50.46	0.00	10.41	0.00	0.00	0.00	0.00	0.00	0.00
134 03/26/2007	P	0.00	57.69	0.00	50.46	0.00	10.41	0.00	0.00	0.00	0.00	0.00	0.00
135 03/28/2007	P	0.00	57.69	0.00	50.46	0.00	10.41	0.00	0.00	0.00	0.00	0.00	0.00
136 04/01/2007	O	250.00	0.00	0.00	50.46	0.00	10.41	0.00	0.00	0.00	0.00	0.00	0.00
137 04/09/2007	P	0.00	57.69	0.00	50.46	0.00	10.41	0.00	0.00	0.00	0.00	0.00	0.00
138 04/12/2007	P	0.00	57.69	0.00	50.46	0.00	10.41	0.00	0.00	0.00	0.00	0.00	0.00
139 04/19/2007	P	0.00	57.69	0.00	50.46	0.00	10.41	0.00	0.00	0.00	0.00	0.00	0.00
140 04/25/2007	P	0.00	19.24	0.00	50.46	0.00	10.41	0.00	0.00	0.00	0.00	0.00	0.00
141 05/01/2007	O	250.00	0.00	0.00	50.46	0.00	10.41	0.00	0.00	0.00	0.00	0.00	0.00
142 05/02/2007	P	0.00	57.69	0.00	50.46	0.00	10.41	0.00	0.00	0.00	0.00	0.00	0.00
143 05/09/2007	P	0.00	57.69	0.00	50.46	0.00	10.41	0.00	0.00	0.00	0.00	0.00	0.00
144 05/23/2007	P	0.00	115.38	0.00	50.46	0.00	10.41	0.00	0.00	0.00	0.00	0.00	0.00
145 06/01/2007	O	250.00	0.00	0.00	50.46	0.00	10.41	0.00	0.00	0.00	0.00	0.00	0.00
146 06/19/2007	P	0.00	250.00	0.00	50.46	0.00	10.41	0.00	0.00	0.00	0.00	0.00	0.00
147 07/01/2007	O	250.00	0.00	0.00	50.46	0.00	10.41	0.00	0.00	0.00	0.00	0.00	0.00
148 07/09/2007	P	0.00	57.69	0.00	50.46	0.00	10.41	0.00	0.00	0.00	0.00	0.00	0.00
149 07/10/2007	P	0.00	57.69	0.00	50.46	0.00	10.41	0.00	0.00	0.00	0.00	0.00	0.00
150 07/17/2007	P	0.00	57.69	0.00	50.46	0.00	10.41	0.00	0.00	0.00	0.00	0.00	0.00
151 07/24/2007	P	0.00	57.69	0.00	50.46	0.00	10.41	0.00	0.00	0.00	0.00	0.00	0.00
152 08/01/2007	O	250.00	0.00	0.00	50.46	0.00	10.41	0.00	0.00	0.00	0.00	0.00	0.00



Event Date	Event Type	Current Amount Due	NCP Paid	Unadjudicated Interest (On UA)		Unadjudicated Interest (On AA)		Adjudicated Interest		Unadjudicated Penalty		Adjudicated Penalty	
				Adjust Amount	Running Balance	Adjust Amount	Running Balance	Adjust Amount	Running Balance	Adjust Amount	Running Balance	Adjust Amount	Running Balance
153 08/07/2007	P	0.00	57.69	0.00	50.46	0.00	10.41	0.00	0.00	0.00	0.00	0.00	0.00
154 09/01/2007	O	250.00	0.00	0.00	50.46	0.00	10.41	0.00	0.00	0.00	0.00	0.00	0.00
155 10/01/2007	O	250.00	0.00	0.00	50.46	0.00	10.41	0.00	0.00	0.00	0.00	0.00	0.00
156 11/01/2007	O	250.00	0.00	0.00	50.46	0.00	10.41	0.00	0.00	0.00	0.00	0.00	0.00
157 12/01/2007	O	250.00	0.00	0.00	50.46	0.00	10.41	0.00	0.00	0.00	0.00	0.00	0.00
158 12/18/2007	P	0.00	57.69	0.00	50.46	0.00	10.41	0.00	0.00	0.00	0.00	0.00	0.00
159 01/01/2008	O	250.00	0.00	0.00	50.46	0.00	10.41	0.00	0.00	0.00	0.00	0.00	0.00
160 01/02/2008	P	0.00	57.69	0.00	50.46	0.00	10.41	0.00	0.00	0.00	0.00	0.00	0.00
161 01/03/2008	P	0.00	57.69	0.00	50.46	0.00	10.41	0.00	0.00	0.00	0.00	0.00	0.00
162 01/08/2008	P	0.00	57.69	0.00	50.46	0.00	10.41	0.00	0.00	0.00	0.00	0.00	0.00
163 01/15/2008	P	0.00	57.69	0.00	50.46	0.00	10.41	0.00	0.00	0.00	0.00	0.00	0.00
164 01/23/2008	P	0.00	19.24	0.00	50.46	0.00	10.41	0.00	0.00	0.00	0.00	0.00	0.00
165 02/01/2008	O	250.00	0.00	0.00	50.46	0.00	10.41	0.00	0.00	0.00	0.00	0.00	0.00
166 02/08/2008	P	0.00	57.69	0.00	50.46	0.00	10.41	0.00	0.00	0.00	0.00	0.00	0.00
167 02/12/2008	P	0.00	57.69	0.00	50.46	0.00	10.41	0.00	0.00	0.00	0.00	0.00	0.00
168 02/20/2008	P	0.00	57.69	0.00	50.46	0.00	10.41	0.00	0.00	0.00	0.00	0.00	0.00
169 02/26/2008	P	0.00	57.69	0.00	50.46	0.00	10.41	0.00	0.00	0.00	0.00	0.00	0.00
170 03/01/2008	O	250.00	0.00	0.00	50.46	0.00	10.41	0.00	0.00	0.00	0.00	0.00	0.00
171 03/04/2008	P	0.00	57.69	0.00	50.46	0.00	10.41	0.00	0.00	0.00	0.00	0.00	0.00
172 03/11/2008	P	0.00	57.69	0.00	50.46	0.00	10.41	0.00	0.00	0.00	0.00	0.00	0.00
173 03/18/2008	P	0.00	57.69	0.00	50.46	0.00	10.41	0.00	0.00	0.00	0.00	0.00	0.00
174 04/01/2008	O	250.00	0.00	0.00	50.46	0.00	10.41	0.00	0.00	0.00	0.00	0.00	0.00
175 05/01/2008	O	250.00	0.00	0.00	50.46	0.00	10.41	0.00	0.00	0.00	0.00	0.00	0.00
176 05/21/2008	P	0.00	57.69	0.00	50.46	0.00	10.41	0.00	0.00	0.00	0.00	0.00	0.00
177 05/29/2008	P	0.00	57.69	0.00	50.46	0.00	10.41	0.00	0.00	0.00	0.00	0.00	0.00
178 06/01/2008	O	250.00	0.00	0.00	50.46	0.00	10.41	0.00	0.00	0.00	0.00	0.00	0.00
179 06/03/2008	P	0.00	57.69	0.00	50.46	0.00	10.41	0.00	0.00	0.00	0.00	0.00	0.00
180 06/11/2008	P	0.00	57.69	0.00	50.46	0.00	10.41	0.00	0.00	0.00	0.00	0.00	0.00
181 06/19/2008	P	0.00	57.69	0.00	50.46	0.00	10.41	0.00	0.00	0.00	0.00	0.00	0.00
182 06/24/2008	P	0.00	57.69	0.00	50.46	0.00	10.41	0.00	0.00	0.00	0.00	0.00	0.00
183 07/01/2008	O	250.00	0.00	0.00	50.46	0.00	10.41	0.00	0.00	0.00	0.00	0.00	0.00
184 07/01/2008	P	0.00	57.69	0.00	50.46	0.00	10.41	0.00	0.00	0.00	0.00	0.00	0.00
185 07/02/2008	P	0.00	57.69	0.00	50.46	0.00	10.41	0.00	0.00	0.00	0.00	0.00	0.00



Event Date	Event Type	Current Amount Due	NCP Paid	Unadjudicated Interest (On UA)		Unadjudicated Interest (On AA)		Adjudicated Interest		Unadjudicated Penalty		Adjudicated Penalty	
				Adjust Amount	Running Balance	Adjust Amount	Running Balance	Adjust Amount	Running Balance	Adjust Amount	Running Balance	Adjust Amount	Running Balance
186 07/16/2008	P	0.00	57.69	0.00	50.46	0.00	10.41	0.00	0.00	0.00	0.00	0.00	0.00
187 07/22/2008	P	0.00	57.69	0.00	50.46	0.00	10.41	0.00	0.00	0.00	0.00	0.00	0.00
188 08/01/2008	O	250.00	0.00	0.00	50.46	0.00	10.41	0.00	0.00	0.00	0.00	0.00	0.00
189 08/05/2008	P	0.00	57.69	0.00	50.46	0.00	10.41	0.00	0.00	0.00	0.00	0.00	0.00
190 08/06/2008	P	0.00	57.69	0.00	50.46	0.00	10.41	0.00	0.00	0.00	0.00	0.00	0.00
191 08/14/2008	P	0.00	57.69	0.00	50.46	0.00	10.41	0.00	0.00	0.00	0.00	0.00	0.00
192 08/19/2008	P	0.00	57.69	0.00	50.46	0.00	10.41	0.00	0.00	0.00	0.00	0.00	0.00
193 08/26/2008	P	0.00	57.69	0.00	50.46	0.00	10.41	0.00	0.00	0.00	0.00	0.00	0.00
194 09/01/2008	O	250.00	0.00	0.00	50.46	0.00	10.41	0.00	0.00	0.00	0.00	0.00	0.00
195 09/03/2008	P	0.00	57.69	0.00	50.46	0.00	10.41	0.00	0.00	0.00	0.00	0.00	0.00
196 09/09/2008	P	0.00	57.69	0.00	50.46	0.00	10.41	0.00	0.00	0.00	0.00	0.00	0.00
197 09/16/2008	P	0.00	57.69	0.00	50.46	0.00	10.41	0.00	0.00	0.00	0.00	0.00	0.00
198 09/23/2008	P	0.00	57.69	0.00	50.46	0.00	10.41	0.00	0.00	0.00	0.00	0.00	0.00
199 10/01/2008	O	250.00	0.00	0.00	50.46	0.00	10.41	0.00	0.00	0.00	0.00	0.00	0.00
200 10/03/2008	P	0.00	57.69	0.00	50.46	0.00	10.41	0.00	0.00	0.00	0.00	0.00	0.00
201 10/15/2008	P	0.00	57.69	0.00	50.46	0.00	10.41	0.00	0.00	0.00	0.00	0.00	0.00
202 10/21/2008	P	0.00	57.69	0.00	50.46	0.00	10.41	0.00	0.00	0.00	0.00	0.00	0.00
203 10/29/2008	P	0.00	57.69	0.00	50.46	0.00	10.41	0.00	0.00	0.00	0.00	0.00	0.00
204 11/01/2008	O	250.00	0.00	0.00	50.46	0.00	10.41	0.00	0.00	0.00	0.00	0.00	0.00
205 11/05/2008	P	0.00	57.69	0.00	50.46	0.00	10.41	0.00	0.00	0.00	0.00	0.00	0.00
206 11/13/2008	P	0.00	57.69	0.00	50.46	0.00	10.41	0.00	0.00	0.00	0.00	0.00	0.00
207 12/01/2008	O	250.00	0.00	0.00	50.46	0.00	10.41	0.00	0.00	0.00	0.00	0.00	0.00
208 12/16/2008	P	0.00	57.69	0.00	50.46	0.00	10.41	0.00	0.00	0.00	0.00	0.00	0.00
209 12/23/2008	P	0.00	57.69	0.00	50.46	0.00	10.41	0.00	0.00	0.00	0.00	0.00	0.00
210 01/01/2009	O	250.00	0.00	0.00	50.46	0.00	10.41	0.00	0.00	0.00	0.00	0.00	0.00
211 01/02/2009	P	0.00	57.69	0.00	50.46	0.00	10.41	0.00	0.00	0.00	0.00	0.00	0.00
212 01/05/2009	P	0.00	57.69	0.00	50.46	0.00	10.41	0.00	0.00	0.00	0.00	0.00	0.00
213 01/13/2009	P	0.00	57.69	0.00	50.46	0.00	10.41	0.00	0.00	0.00	0.00	0.00	0.00
214 01/26/2009	P	0.00	57.69	0.00	50.46	0.00	10.41	0.00	0.00	0.00	0.00	0.00	0.00
215 01/27/2009	P	0.00	19.24	0.00	50.46	0.00	10.41	0.00	0.00	0.00	0.00	0.00	0.00
216 02/01/2009	O	250.00	0.00	0.00	50.46	0.00	10.41	0.00	0.00	0.00	0.00	0.00	0.00
217 02/03/2009	P	0.00	57.69	0.00	50.46	0.00	10.41	0.00	0.00	0.00	0.00	0.00	0.00
218 02/11/2009	P	0.00	57.69	0.00	50.46	0.00	10.41	0.00	0.00	0.00	0.00	0.00	0.00





Event Date	Event Type	Current Amount Due	NCP Paid	Unadjudicated Interest (On UA)		Unadjudicated Interest (On AA)		Adjudicated Interest		Unadjudicated Penalty		Adjudicated Penalty	
				Amount	Running Balance	Amount	Running Balance	Amount	Running Balance	Amount	Running Balance	Amount	Running Balance
219 02/18/2009	P	0.00	57.69	0.00	50.46	0.00	10.41	0.00	0.00	0.00	0.00	0.00	0.00
220 02/24/2009	P	0.00	57.69	0.00	50.46	0.00	10.41	0.00	0.00	0.00	0.00	0.00	0.00
221 03/01/2009	O	250.00	0.00	0.00	50.46	0.00	10.41	0.00	0.00	0.00	0.00	0.00	0.00
222 03/03/2009	P	0.00	57.69	0.00	50.46	0.00	10.41	0.00	0.00	0.00	0.00	0.00	0.00
223 03/11/2009	P	0.00	57.69	0.00	50.46	0.00	10.41	0.00	0.00	0.00	0.00	0.00	0.00
224 03/17/2009	P	0.00	57.69	0.00	50.46	0.00	10.41	0.00	0.00	0.00	0.00	0.00	0.00
225 03/23/2009	P	0.00	57.69	0.00	50.46	0.00	10.41	0.00	0.00	0.00	0.00	0.00	0.00
226 03/30/2009	P	0.00	31.44	0.00	50.46	0.00	10.41	0.00	0.00	0.00	0.00	0.00	0.00
227 04/01/2009	O	250.00	0.00	0.00	50.46	0.00	10.41	0.00	0.00	0.00	0.00	0.00	0.00
228 04/01/2009	P	0.00	57.69	0.00	50.46	0.00	10.41	0.00	0.00	0.00	0.00	0.00	0.00
229 04/13/2009	P	0.00	57.69	0.00	50.46	0.00	10.41	0.00	0.00	0.00	0.00	0.00	0.00
230 04/20/2009	P	0.00	57.69	0.00	50.46	0.00	10.41	0.00	0.00	0.00	0.00	0.00	0.00
231 04/27/2009	P	0.00	57.69	0.00	50.46	0.00	10.41	0.00	0.00	0.00	0.00	0.00	0.00
232 05/01/2009	O	250.00	0.00	0.00	50.46	0.00	10.41	0.00	0.00	0.00	0.00	0.00	0.00
233 05/01/2009	P	0.00	57.69	0.00	50.46	0.00	10.41	0.00	0.00	0.00	0.00	0.00	0.00
234 05/11/2009	P	0.00	57.69	0.00	50.46	0.00	10.41	0.00	0.00	0.00	0.00	0.00	0.00
235 05/18/2009	P	0.00	57.69	0.00	50.46	0.00	10.41	0.00	0.00	0.00	0.00	0.00	0.00
236 05/26/2009	P	0.00	57.69	0.00	50.46	0.00	10.41	0.00	0.00	0.00	0.00	0.00	0.00
237 06/01/2009	O	250.00	0.00	0.00	50.46	0.00	10.41	0.00	0.00	0.00	0.00	0.00	0.00
238 06/01/2009	P	0.00	57.69	0.00	50.46	0.00	10.41	0.00	0.00	0.00	0.00	0.00	0.00
239 06/08/2009	P	0.00	57.69	0.00	50.46	0.00	10.41	0.00	0.00	0.00	0.00	0.00	0.00
240 06/15/2009	P	0.00	57.69	0.00	50.46	0.00	10.41	0.00	0.00	0.00	0.00	0.00	0.00
241 06/22/2009	P	0.00	57.69	0.00	50.46	0.00	10.41	0.00	0.00	0.00	0.00	0.00	0.00
242 06/29/2009	P	0.00	57.69	0.00	50.46	0.00	10.41	0.00	0.00	0.00	0.00	0.00	0.00
243 07/01/2009	O	250.00	0.00	0.00	50.46	0.00	10.41	0.00	0.00	0.00	0.00	0.00	0.00
244 07/02/2009	P	0.00	57.69	0.00	50.46	0.00	10.41	0.00	0.00	0.00	0.00	0.00	0.00
245 07/13/2009	P	0.00	57.69	0.00	50.46	0.00	10.41	0.00	0.00	0.00	0.00	0.00	0.00
246 07/20/2009	P	0.00	57.69	0.00	50.46	0.00	10.41	0.00	0.00	0.00	0.00	0.00	0.00
247 07/27/2009	P	0.00	57.69	0.00	50.46	0.00	10.41	0.00	0.00	0.00	0.00	0.00	0.00
248 08/01/2009	O	250.00	0.00	0.00	50.46	0.00	10.41	0.00	0.00	0.00	0.00	0.00	0.00
249 08/03/2009	P	0.00	57.69	0.00	50.46	0.00	10.41	0.00	0.00	0.00	0.00	0.00	0.00
250 08/24/2009	P	0.00	118.38	0.00	50.46	0.00	10.41	0.00	0.00	0.00	0.00	0.00	0.00
251 08/31/2009	P	0.00	118.38	0.00	50.46	0.00	10.41	0.00	0.00	0.00	0.00	0.00	0.00



Event Date	Event Type	Current Amount Due	NCP Paid	Unadjudicated Interest (On UA)		Unadjudicated Interest (On AA)		Adjudicated Interest		Unadjudicated Penalty		Adjudicated Penalty		
				Amount	Balance	Amount	Balance	Amount	Balance	Amount	Balance	Amount	Balance	Amount
252 09/01/2009	O	250.00	0.00	0.00	50.46	0.00	10.41	0.00	0.00	0.00	0.00	0.00	0.00	252
253 09/08/2009	P	0.00	57.69	0.00	50.46	0.00	10.41	0.00	0.00	0.00	0.00	0.00	0.00	253
254 09/21/2009	P	0.00	57.69	0.00	50.46	0.00	10.41	0.00	0.00	0.00	0.00	0.00	0.00	254
255 10/01/2009	O	250.00	0.00	0.00	50.46	0.00	10.41	0.00	0.00	0.00	0.00	0.00	0.00	255
256 10/01/2009	P	0.00	57.69	0.00	50.46	0.00	10.41	0.00	0.00	0.00	0.00	0.00	0.00	256
257 10/05/2009	P	0.00	57.69	0.00	50.46	0.00	10.41	0.00	0.00	0.00	0.00	0.00	0.00	257
258 10/19/2009	P	0.00	57.69	0.00	50.46	0.00	10.41	0.00	0.00	0.00	0.00	0.00	0.00	258
259 10/19/2009	P	0.00	57.69	0.00	50.46	0.00	10.41	0.00	0.00	0.00	0.00	0.00	0.00	259
260 11/01/2009	O	250.00	0.00	0.00	50.46	0.00	10.41	0.00	0.00	0.00	0.00	0.00	0.00	260
261 11/09/2009	P	0.00	57.69	0.00	50.46	0.00	10.41	0.00	0.00	0.00	0.00	0.00	0.00	261
262 11/23/2009	P	0.00	57.69	0.00	50.46	0.00	10.41	0.00	0.00	0.00	0.00	0.00	0.00	262
263 11/30/2009	P	0.00	57.69	0.00	50.46	0.00	10.41	0.00	0.00	0.00	0.00	0.00	0.00	263
264 12/01/2009	O	250.00	0.00	0.00	50.46	0.00	10.41	0.00	0.00	0.00	0.00	0.00	0.00	264
265 12/28/2009	P	0.00	57.69	0.00	50.46	0.00	10.41	0.00	0.00	0.00	0.00	0.00	0.00	265
266 12/28/2009	P	0.00	239.76	0.00	50.46	0.00	10.41	0.00	0.00	0.00	0.00	0.00	0.00	266
267 01/01/2010	O	250.00	0.00	0.00	50.46	0.00	10.41	0.00	0.00	0.00	0.00	0.00	0.00	267
268 01/04/2010	P	0.00	118.38	0.00	50.46	0.00	10.41	0.00	0.00	0.00	0.00	0.00	0.00	268
269 01/19/2010	P	0.00	179.07	0.00	50.46	0.00	10.41	0.00	0.00	0.00	0.00	0.00	0.00	269
270 01/19/2010	P	0.00	57.69	0.00	50.46	0.00	10.41	0.00	0.00	0.00	0.00	0.00	0.00	270
271 01/25/2010	P	0.00	57.69	0.00	50.46	0.00	10.41	0.00	0.00	0.00	0.00	0.00	0.00	271
272 02/01/2010	O	250.00	0.00	0.00	50.46	0.00	10.41	0.00	0.00	0.00	0.00	0.00	0.00	272
273 02/02/2010	P	0.00	57.69	0.00	50.46	0.00	10.41	0.00	0.00	0.00	0.00	0.00	0.00	273
274 02/08/2010	P	0.00	57.69	0.00	50.46	0.00	10.41	0.00	0.00	0.00	0.00	0.00	0.00	274
275 02/16/2010	P	0.00	57.69	0.00	50.46	0.00	10.41	0.00	0.00	0.00	0.00	0.00	0.00	275
276 02/22/2010	P	0.00	57.69	0.00	50.46	0.00	10.41	0.00	0.00	0.00	0.00	0.00	0.00	276
277 03/01/2010	O	250.00	0.00	0.00	50.46	0.00	10.41	0.00	0.00	0.00	0.00	0.00	0.00	277
278 03/01/2010	P	0.00	57.69	0.00	50.46	0.00	10.41	0.00	0.00	0.00	0.00	0.00	0.00	278
279 03/08/2010	P	0.00	57.69	0.00	50.46	0.00	10.41	0.00	0.00	0.00	0.00	0.00	0.00	279
280 03/15/2010	P	0.00	57.69	0.00	50.46	0.00	10.41	0.00	0.00	0.00	0.00	0.00	0.00	280
281 03/22/2010	P	0.00	57.69	0.00	50.46	0.00	10.41	0.00	0.00	0.00	0.00	0.00	0.00	281
282 03/29/2010	P	0.00	57.69	0.00	50.46	0.00	10.41	0.00	0.00	0.00	0.00	0.00	0.00	282
283 04/01/2010	O	250.00	0.00	0.00	50.46	0.00	10.41	0.00	0.00	0.00	0.00	0.00	0.00	283
284 04/01/2010	P	0.00	57.69	0.00	50.46	0.00	10.41	0.00	0.00	0.00	0.00	0.00	0.00	284



Event Date	Event Type	Current Amount Due	NCP Paid	Unadjudicated Interest (On UA)		Unadjudicated Interest (On AA)		Adjudicated Interest		Unadjudicated Penalty		Adjudicated Penalty	
				Adjust Amount	Running Balance	Adjust Amount	Running Balance	Adjust Amount	Running Balance	Adjust Amount	Running Balance	Adjust Amount	Running Balance
285 04/12/2010	P	0.00	57.69	0.00	50.46	0.00	10.41	0.00	0.00	0.00	0.00	0.00	0.00
286 04/19/2010	P	0.00	57.69	0.00	50.46	0.00	10.41	0.00	0.00	0.00	0.00	0.00	0.00
287 04/26/2010	P	0.00	57.69	0.00	50.46	0.00	10.41	0.00	0.00	0.00	0.00	0.00	0.00
288 05/01/2010	O	250.00	0.00	0.00	50.46	0.00	10.41	0.00	0.00	0.00	0.00	0.00	0.00
289 05/03/2010	P	0.00	57.69	0.00	50.46	0.00	10.41	0.00	0.00	0.00	0.00	0.00	0.00
290 06/01/2010	O	250.00	0.00	0.00	50.46	0.00	10.41	0.00	0.00	0.00	0.00	0.00	0.00
291 06/30/2010	M	0.00	0.00	0.44	50.90	0.00	10.41	0.00	0.00	0.00	0.00	0.00	0.00
292 07/01/2010	O	250.00	0.00	0.00	50.90	0.00	10.41	0.00	0.00	0.00	0.00	0.00	0.00
293 07/09/2010	P	0.00	57.69	0.00	50.90	0.00	10.41	0.00	0.00	0.00	0.00	0.00	0.00
294 07/19/2010	P	0.00	57.69	0.00	50.90	0.00	10.41	0.00	0.00	0.00	0.00	0.00	0.00
295 07/26/2010	P	0.00	57.69	0.00	50.90	0.00	10.41	0.00	0.00	0.00	0.00	0.00	0.00
296 07/31/2010	M	0.00	0.00	0.78	51.68	0.00	10.41	0.00	0.00	0.00	0.00	0.00	0.00
297 08/01/2010	O	250.00	0.00	0.00	51.68	0.00	10.41	0.00	0.00	0.00	0.00	0.00	0.00
298 08/02/2010	P	0.00	57.69	0.00	51.68	0.00	10.41	0.00	0.00	0.00	0.00	0.00	0.00
299 08/09/2010	P	0.00	57.69	0.00	51.68	0.00	10.41	0.00	0.00	0.00	0.00	0.00	0.00
300 08/16/2010	P	0.00	57.69	0.00	51.68	0.00	10.41	0.00	0.00	0.00	0.00	0.00	0.00
301 08/23/2010	P	0.00	57.69	0.00	51.68	0.00	10.41	0.00	0.00	0.00	0.00	0.00	0.00
302 08/30/2010	P	0.00	57.69	0.00	51.68	0.00	10.41	0.00	0.00	0.00	0.00	0.00	0.00
303 08/31/2010	M	0.00	0.00	0.61	52.29	0.00	10.41	0.00	0.00	0.00	0.00	0.00	0.00
304 09/01/2010	O	250.00	0.00	0.00	52.29	0.00	10.41	0.00	0.00	0.00	0.00	0.00	0.00
305 09/07/2010	P	0.00	57.69	0.00	52.29	0.00	10.41	0.00	0.00	0.00	0.00	0.00	0.00
306 09/13/2010	P	0.00	57.69	0.00	52.29	0.00	10.41	0.00	0.00	0.00	0.00	0.00	0.00
307 09/20/2010	P	0.00	57.69	0.00	52.29	0.00	10.41	0.00	0.00	0.00	0.00	0.00	0.00
308 09/27/2010	P	0.00	57.69	0.00	52.29	0.00	10.41	0.00	0.00	0.00	0.00	0.00	0.00
309 09/30/2010	M	0.00	0.00	0.70	52.99	0.00	10.41	0.00	0.00	0.00	0.00	0.00	0.00
310 10/01/2010	O	250.00	0.00	0.00	52.99	0.00	10.41	0.00	0.00	0.00	0.00	0.00	0.00
311 10/04/2010	P	0.00	57.69	0.00	52.99	0.00	10.41	0.00	0.00	0.00	0.00	0.00	0.00
312 10/11/2010	P	0.00	57.69	0.00	52.99	0.00	10.41	0.00	0.00	0.00	0.00	0.00	0.00
313 10/18/2010	P	0.00	57.69	0.00	52.99	0.00	10.41	0.00	0.00	0.00	0.00	0.00	0.00
314 10/25/2010	P	0.00	57.69	0.00	52.99	0.00	10.41	0.00	0.00	0.00	0.00	0.00	0.00
315 10/31/2010	M	0.00	0.00	0.78	53.77	0.00	10.41	0.00	0.00	0.00	0.00	0.00	0.00
316 11/01/2010	O	250.00	0.00	0.00	53.77	0.00	10.41	0.00	0.00	0.00	0.00	0.00	0.00
317 11/01/2010	P	0.00	57.69	0.00	53.77	0.00	10.41	0.00	0.00	0.00	0.00	0.00	0.00



Event Date	Event Type	Current Amount Due	NCP Paid	Unadjudicated Interest (On UA) Adjust Amount	Unadjudicated Interest (On UA) Running Balance	Unadjudicated Interest (On AA) Adjust Amount	Unadjudicated Interest (On AA) Running Balance	Adjudicated Interest Adjust Amount	Adjudicated Interest Running Balance	Unadjudicated Penalty Adjust Amount	Unadjudicated Penalty Running Balance	Adjudicated Penalty Adjust Amount	Adjudicated Penalty Running Balance
318 11/08/2010	P	0.00	57.69	0.00	53.77	0.00	10.41	0.00	0.00	0.00	0.00	0.00	0.00
319 11/15/2010	P	0.00	57.69	0.00	53.77	0.00	10.41	0.00	0.00	0.00	0.00	0.00	0.00
320 11/22/2010	P	0.00	57.69	0.00	53.77	0.00	10.41	0.00	0.00	0.00	0.00	0.00	0.00
321 11/29/2010	P	0.00	57.69	0.00	53.77	0.00	10.41	0.00	0.00	0.00	0.00	0.00	0.00
322 11/30/2010	M	0.00	0.00	0.61	54.38	0.00	10.41	0.00	0.00	0.00	0.00	0.00	0.00
323 12/01/2010	O	250.00	0.00	0.00	54.38	0.00	10.41	0.00	0.00	0.00	0.00	0.00	0.00
324 12/06/2010	P	0.00	57.69	0.00	54.38	0.00	10.41	0.00	0.00	0.00	0.00	0.00	0.00
325 12/13/2010	P	0.00	57.69	0.00	54.38	0.00	10.41	0.00	0.00	0.00	0.00	0.00	0.00
326 12/20/2010	P	0.00	57.69	0.00	54.38	0.00	10.41	0.00	0.00	0.00	0.00	0.00	0.00
327 12/27/2010	P	0.00	57.69	0.00	54.38	0.00	10.41	0.00	0.00	0.00	0.00	0.00	0.00
328 12/31/2010	M	0.00	0.00	0.70	55.08	0.00	10.41	0.00	0.00	0.00	0.00	0.00	0.00
329 01/01/2011	O	250.00	0.00	0.00	55.08	0.00	10.41	0.00	0.00	0.00	0.00	0.00	0.00
330 01/03/2011	P	0.00	57.69	0.00	55.08	0.00	10.41	0.00	0.00	0.00	0.00	0.00	0.00
331 01/07/2011	P	0.00	57.69	0.00	55.08	0.00	10.41	0.00	0.00	0.00	0.00	0.00	0.00
332 01/14/2011	P	0.00	57.69	0.00	55.08	0.00	10.41	0.00	0.00	0.00	0.00	0.00	0.00
333 01/24/2011	P	0.00	57.69	0.00	55.08	0.00	10.41	0.00	0.00	0.00	0.00	0.00	0.00
334 01/31/2011	P	0.00	57.69	0.00	55.08	0.00	10.41	0.00	0.00	0.00	0.00	0.00	0.00
335 01/31/2011	M	0.00	0.00	0.53	55.61	0.00	10.41	0.00	0.00	0.00	0.00	0.00	0.00
336 02/01/2011	O	250.00	0.00	0.00	55.61	0.00	10.41	0.00	0.00	0.00	0.00	0.00	0.00
337 02/07/2011	P	0.00	57.69	0.00	55.61	0.00	10.41	0.00	0.00	0.00	0.00	0.00	0.00
338 02/14/2011	P	0.00	57.69	0.00	55.61	0.00	10.41	0.00	0.00	0.00	0.00	0.00	0.00
339 02/22/2011	P	0.00	57.69	0.00	55.61	0.00	10.41	0.00	0.00	0.00	0.00	0.00	0.00
340 02/28/2011	P	0.00	57.69	0.00	55.61	0.00	10.41	0.00	0.00	0.00	0.00	0.00	0.00
341 02/28/2011	M	0.00	0.00	0.61	56.22	0.00	10.41	0.00	0.00	0.00	0.00	0.00	0.00
342 03/01/2011	O	250.00	0.00	0.00	56.22	0.00	10.41	0.00	0.00	0.00	0.00	0.00	0.00
343 03/07/2011	P	0.00	57.69	0.00	56.22	0.00	10.41	0.00	0.00	0.00	0.00	0.00	0.00
344 03/14/2011	P	0.00	57.69	0.00	56.22	0.00	10.41	0.00	0.00	0.00	0.00	0.00	0.00
345 03/21/2011	P	0.00	57.69	0.00	56.22	0.00	10.41	0.00	0.00	0.00	0.00	0.00	0.00
346 03/28/2011	P	0.00	57.69	0.00	56.22	0.00	10.41	0.00	0.00	0.00	0.00	0.00	0.00
347 03/31/2011	M	0.00	0.00	0.70	56.92	0.00	10.41	0.00	0.00	0.00	0.00	0.00	0.00
348 04/01/2011	O	250.00	0.00	0.00	56.92	0.00	10.41	0.00	0.00	0.00	0.00	0.00	0.00
349 04/04/2011	P	0.00	57.69	0.00	56.92	0.00	10.41	0.00	0.00	0.00	0.00	0.00	0.00
350 04/08/2011	P	0.00	57.69	0.00	56.92	0.00	10.41	0.00	0.00	0.00	0.00	0.00	0.00





Event Date	Event Type	Current Amount Due	NCP Paid	Unadjudicated Interest (On UA)		Unadjudicated Interest (On AA)		Adjudicated Interest		Unadjudicated Penalty		Adjudicated Penalty	
				Adjust Amount	Running Balance	Adjust Amount	Running Balance	Adjust Amount	Running Balance	Adjust Amount	Running Balance	Adjust Amount	Running Balance
351 04/19/2011	P	0.00	57.69	0.00	56.92	0.00	10.41	0.00	0.00	0.00	0.00	0.00	0.00
352 04/25/2011	P	0.00	57.69	0.00	56.92	0.00	10.41	0.00	0.00	0.00	0.00	0.00	0.00
353 04/30/2011	M	0.00	0.00	0.78	57.70	0.00	10.41	0.00	0.00	0.00	0.00	0.00	0.00
354 05/01/2011	O	250.00	0.00	0.00	57.70	0.00	10.41	0.00	0.00	0.00	0.00	0.00	0.00
355 05/02/2011	P	0.00	57.69	0.00	57.70	0.00	10.41	0.00	0.00	0.00	0.00	0.00	0.00
356 05/09/2011	P	0.00	57.69	0.00	57.70	0.00	10.41	0.00	0.00	0.00	0.00	0.00	0.00
357 05/16/2011	P	0.00	57.69	0.00	57.70	0.00	10.41	0.00	0.00	0.00	0.00	0.00	0.00
358 05/23/2011	P	0.00	57.69	0.00	57.70	0.00	10.41	0.00	0.00	0.00	0.00	0.00	0.00
359 05/27/2011	P	0.00	57.69	0.00	57.70	0.00	10.41	0.00	0.00	0.00	0.00	0.00	0.00
360 05/31/2011	M	0.00	0.00	0.61	58.31	0.00	10.41	0.00	0.00	0.00	0.00	0.00	0.00
361 06/01/2011	O	250.00	0.00	0.00	58.31	0.00	10.41	0.00	0.00	0.00	0.00	0.00	0.00
362 06/06/2011	P	0.00	57.69	0.00	58.31	0.00	10.41	0.00	0.00	0.00	0.00	0.00	0.00
363 06/13/2011	P	0.00	57.69	0.00	58.31	0.00	10.41	0.00	0.00	0.00	0.00	0.00	0.00
364 06/20/2011	P	0.00	57.69	0.00	58.31	0.00	10.41	0.00	0.00	0.00	0.00	0.00	0.00
365 06/27/2011	P	0.00	57.69	0.00	58.31	0.00	10.41	0.00	0.00	0.00	0.00	0.00	0.00
366 06/30/2011	M	0.00	0.00	0.70	59.01	0.00	10.41	0.00	0.00	0.00	0.00	0.00	0.00
367 07/01/2011	O	250.00	0.00	0.00	59.01	0.00	10.41	0.00	0.00	0.00	0.00	0.00	0.00
368 07/05/2011	P	0.00	57.69	0.00	59.01	0.00	10.41	0.00	0.00	0.00	0.00	0.00	0.00
369 07/11/2011	P	0.00	57.69	0.00	59.01	0.00	10.41	0.00	0.00	0.00	0.00	0.00	0.00
370 07/18/2011	P	0.00	57.69	0.00	59.01	0.00	10.41	0.00	0.00	0.00	0.00	0.00	0.00
371 07/25/2011	P	0.00	57.69	0.00	59.01	0.00	10.41	0.00	0.00	0.00	0.00	0.00	0.00
372 07/31/2011	M	0.00	0.00	0.78	59.79	0.00	10.41	0.00	0.00	0.00	0.00	0.00	0.00
373 08/01/2011	O	250.00	0.00	0.00	59.79	0.00	10.41	0.00	0.00	0.00	0.00	0.00	0.00
374 08/01/2011	P	0.00	57.69	0.00	59.79	0.00	10.41	0.00	0.00	0.00	0.00	0.00	0.00
375 08/08/2011	P	0.00	57.69	0.00	59.79	0.00	10.41	0.00	0.00	0.00	0.00	0.00	0.00
376 08/15/2011	P	0.00	57.69	0.00	59.79	0.00	10.41	0.00	0.00	0.00	0.00	0.00	0.00
377 08/22/2011	P	0.00	38.59	0.00	59.79	0.00	10.41	0.00	0.00	0.00	0.00	0.00	0.00
378 08/29/2011	P	0.00	57.69	0.00	59.79	0.00	10.41	0.00	0.00	0.00	0.00	0.00	0.00
379 08/31/2011	M	0.00	0.00	0.70	60.49	0.00	10.41	0.00	0.00	0.00	0.00	0.00	0.00
380 09/01/2011	O	250.00	0.00	0.00	60.49	0.00	10.41	0.00	0.00	0.00	0.00	0.00	0.00
381 09/02/2011	P	0.00	57.69	0.00	60.49	0.00	10.41	0.00	0.00	0.00	0.00	0.00	0.00
382 09/12/2011	P	0.00	57.69	0.00	60.49	0.00	10.41	0.00	0.00	0.00	0.00	0.00	0.00
383 09/19/2011	P	0.00	57.69	0.00	60.49	0.00	10.41	0.00	0.00	0.00	0.00	0.00	0.00

Event Date	Event Type	Current Amount Due	NCP Paid	Unadjudicated Interest (On UA)		Unadjudicated Interest (On AA)		Adjudicated Interest		Unadjudicated Penalty		Adjudicated Penalty	
				Adjust Amount	Running Balance	Adjust Amount	Running Balance	Adjust Amount	Running Balance	Adjust Amount	Running Balance	Adjust Amount	Running Balance
384 09/26/2011	P	0.00	57.69	0.00	60.49	0.00	10.41	0.00	0.00	0.00	0.00	0.00	0.00
385 09/30/2011	P	0.00	57.69	0.00	60.49	0.00	10.41	0.00	0.00	0.00	0.00	0.00	0.00
386 09/30/2011	M	0.00	0.00	0.53	61.02	0.00	10.41	0.00	0.00	0.00	0.00	0.00	0.00
387 10/01/2011	O	250.00	0.00	0.00	61.02	0.00	10.41	0.00	0.00	0.00	0.00	0.00	0.00
388 10/07/2011	P	0.00	57.69	0.00	61.02	0.00	10.41	0.00	0.00	0.00	0.00	0.00	0.00
389 10/14/2011	P	0.00	57.69	0.00	61.02	0.00	10.41	0.00	0.00	0.00	0.00	0.00	0.00
390 10/24/2011	P	0.00	57.69	0.00	61.02	0.00	10.41	0.00	0.00	0.00	0.00	0.00	0.00
391 10/31/2011	M	0.00	0.00	0.87	61.89	0.00	10.41	0.00	0.00	0.00	0.00	0.00	0.00
392 11/01/2011	O	250.00	0.00	0.00	61.89	0.00	10.41	0.00	0.00	0.00	0.00	0.00	0.00
393 11/04/2011	P	0.00	57.69	0.00	61.89	0.00	10.41	0.00	0.00	0.00	0.00	0.00	0.00
394 11/07/2011	P	0.00	57.69	0.00	61.89	0.00	10.41	0.00	0.00	0.00	0.00	0.00	0.00
395 11/15/2011	P	0.00	57.69	0.00	61.89	0.00	10.41	0.00	0.00	0.00	0.00	0.00	0.00
396 11/21/2011	P	0.00	57.69	0.00	61.89	0.00	10.41	0.00	0.00	0.00	0.00	0.00	0.00
397 11/29/2011	P	0.00	57.69	0.00	61.89	0.00	10.41	0.00	0.00	0.00	0.00	0.00	0.00
398 11/30/2011	M	0.00	0.00	0.70	62.59	0.00	10.41	0.00	0.00	0.00	0.00	0.00	0.00
<b>Totals:</b>		<b>\$22000.00</b>	<b>\$25369.29</b>	<b>\$0.00</b>	<b>\$62.59</b>	<b>\$0.00</b>	<b>\$10.41</b>	<b>\$0.00</b>	<b>\$0.00</b>	<b>\$0.00</b>	<b>\$0.00</b>	<b>\$0.00</b>	<b>\$0.00</b>

Total Unadjudicated Interest on UA: \$62.59  
 Total Unadjudicated Interest on AA: \$10.41  
 Total Adjudicated Interest: \$0.00  
 Total Interest: \$73.00

Total Unadjudicated Penalty: \$0.00  
 Total Adjudicated Penalty: \$0.00  
 Total Penalty: \$0.00

Total Arrears: \$159.18  
 Total Interest: \$73.00  
 Total Penalty: \$0.00  
 Grand Total: \$232.18



**Custodian Financial Audit (part 1 of 2)**

Run Date: 12/01/2011  
 Run Time: 04:10 PM

NCP Name: Zegers, Timothy  
 CST Name: Boddy, Stacia

Case ID: 039465000A  
 Docket#: 04-UR-0020

Office: 03

Prepared By: ACRONN  
 Last Updated By: ACRONN

Prepared By Date: 12/01/2011  
 Last Updated By Date: 12/01/2011

Provision Type: Fees

Event Date	Event Type	Current Amount Due	NCP Paid	Unadjudicated Arrears		Adjudicated Arrears	
				Adjustment Amount	Running Balance	Adjustment Amount	Running Balance
08/01/2004	J	0.00	0.00	0.00	0.00	180.00	180.00
08/01/2004	O	0.00	0.00	0.00	0.00	0.00	180.00
09/01/2004	O	0.00	0.00	0.00	0.00	0.00	180.00
10/01/2004	O	0.00	0.00	0.00	0.00	0.00	180.00
11/01/2004	O	0.00	0.00	0.00	0.00	0.00	180.00
12/01/2004	O	0.00	0.00	0.00	0.00	0.00	180.00
01/01/2005	O	0.00	0.00	0.00	0.00	0.00	180.00
02/01/2005	O	0.00	0.00	0.00	0.00	0.00	180.00
03/01/2005	O	0.00	0.00	0.00	0.00	0.00	180.00
04/01/2005	O	0.00	0.00	0.00	0.00	0.00	180.00
05/01/2005	O	0.00	0.00	0.00	0.00	0.00	180.00
06/01/2005	O	0.00	0.00	0.00	0.00	0.00	180.00
07/01/2005	O	0.00	0.00	0.00	0.00	0.00	180.00
08/01/2005	O	0.00	0.00	0.00	0.00	0.00	180.00
09/01/2005	O	0.00	0.00	0.00	0.00	0.00	180.00
10/01/2005	O	0.00	0.00	0.00	0.00	0.00	180.00
11/01/2005	O	0.00	0.00	0.00	0.00	0.00	180.00
12/01/2005	O	0.00	0.00	0.00	0.00	0.00	180.00
01/01/2006	O	0.00	0.00	0.00	0.00	0.00	180.00
02/01/2006	O	0.00	0.00	0.00	0.00	0.00	180.00
03/01/2006	O	0.00	0.00	0.00	0.00	0.00	180.00

Exhibit B



	Event Date	Event Type	Current Amount Due	NCP Paid	Unadjudicated Arrears		Adjudicated Arrears	
					Adjustment Amount	Running Balance	Adjustment Amount	Running Balance
22	04/01/2006	0	0.00	0.00	0.00	0.00	180.00	22
23	05/01/2006	0	0.00	0.00	0.00	0.00	180.00	23
24	06/01/2006	0	0.00	0.00	0.00	0.00	180.00	24
25	07/01/2006	0	0.00	0.00	0.00	0.00	180.00	25
26	08/01/2006	0	0.00	0.00	0.00	0.00	180.00	26
27	09/01/2006	0	0.00	0.00	0.00	0.00	180.00	27
28	10/01/2006	0	0.00	0.00	0.00	0.00	180.00	28
29	11/01/2006	0	0.00	0.00	0.00	0.00	180.00	29
30	12/01/2006	0	0.00	0.00	0.00	0.00	180.00	30
31	01/01/2007	0	0.00	0.00	0.00	0.00	180.00	31
32	02/01/2007	0	0.00	0.00	0.00	0.00	180.00	32
33	03/01/2007	0	0.00	0.00	0.00	0.00	180.00	33
34	04/01/2007	0	0.00	0.00	0.00	0.00	180.00	34
35	05/01/2007	0	0.00	0.00	0.00	0.00	180.00	35
36	06/01/2007	0	0.00	0.00	0.00	0.00	180.00	36
37	07/01/2007	0	0.00	0.00	0.00	0.00	180.00	37
38	08/01/2007	0	0.00	0.00	0.00	0.00	180.00	38
39	09/01/2007	0	0.00	0.00	0.00	0.00	180.00	39
40	10/01/2007	0	0.00	0.00	0.00	0.00	180.00	40
41	11/01/2007	0	0.00	0.00	0.00	0.00	180.00	41
42	12/01/2007	0	0.00	0.00	0.00	0.00	180.00	42
43	01/01/2008	0	0.00	0.00	0.00	0.00	180.00	43
44	02/01/2008	0	0.00	0.00	0.00	0.00	180.00	44
45	03/01/2008	0	0.00	0.00	0.00	0.00	180.00	45
46	04/01/2008	0	0.00	0.00	0.00	0.00	180.00	46
47	05/01/2008	0	0.00	0.00	0.00	0.00	180.00	47
48	06/01/2008	0	0.00	0.00	0.00	0.00	180.00	48
49	07/01/2008	0	0.00	0.00	0.00	0.00	180.00	49
50	08/01/2008	0	0.00	0.00	0.00	0.00	180.00	50
51	09/01/2008	0	0.00	0.00	0.00	0.00	180.00	51
52	10/01/2008	0	0.00	0.00	0.00	0.00	180.00	52
53	11/01/2008	0	0.00	0.00	0.00	0.00	180.00	53
54	12/01/2008	0	0.00	0.00	0.00	0.00	180.00	54
55	01/01/2009	0	0.00	0.00	0.00	0.00	180.00	55






Event Date	Event Type	Current Amount Due	NCP Paid	Unadjudicated Arrears		Adjudicated Arrears	
				Adjustment Amount	Running Balance	Adjustment Amount	Running Balance
56	01/27/2009	0.00	38.45	0.00	0.00	-38.45	141.55
57	02/01/2009	0.00	0.00	0.00	0.00	0.00	141.55
58	03/01/2009	0.00	0.00	0.00	0.00	0.00	141.55
59	03/30/2009	0.00	26.25	0.00	0.00	-26.25	115.30
60	04/01/2009	0.00	0.00	0.00	0.00	0.00	115.30
61	05/01/2009	0.00	0.00	0.00	0.00	0.00	115.30
62	06/01/2009	0.00	0.00	0.00	0.00	0.00	115.30
63	07/01/2009	0.00	0.00	0.00	0.00	0.00	115.30
64	08/01/2009	0.00	0.00	0.00	0.00	0.00	115.30
65	09/01/2009	0.00	0.00	0.00	0.00	0.00	115.30
66	10/01/2009	0.00	0.00	0.00	0.00	0.00	115.30
67	11/01/2009	0.00	0.00	0.00	0.00	0.00	115.30
68	12/01/2009	0.00	0.00	0.00	0.00	0.00	115.30
69	01/01/2010	0.00	0.00	0.00	0.00	0.00	115.30
70	02/01/2010	0.00	0.00	0.00	0.00	0.00	115.30
71	03/01/2010	0.00	0.00	0.00	0.00	0.00	115.30
72	04/01/2010	0.00	0.00	0.00	0.00	0.00	115.30
73	05/01/2010	0.00	0.00	0.00	0.00	0.00	115.30
74	06/01/2010	0.00	0.00	0.00	0.00	0.00	115.30
75	07/01/2010	0.00	0.00	0.00	0.00	0.00	115.30
76	08/01/2010	0.00	0.00	0.00	0.00	0.00	115.30
77	09/01/2010	0.00	0.00	0.00	0.00	0.00	115.30
78	10/01/2010	0.00	0.00	0.00	0.00	0.00	115.30
79	11/01/2010	0.00	0.00	0.00	0.00	0.00	115.30
80	12/01/2010	0.00	0.00	0.00	0.00	0.00	115.30
81	01/01/2011	0.00	0.00	0.00	0.00	0.00	115.30
82	02/01/2011	0.00	0.00	0.00	0.00	0.00	115.30
83	03/01/2011	0.00	0.00	0.00	0.00	0.00	115.30
84	04/01/2011	0.00	0.00	0.00	0.00	0.00	115.30
85	05/01/2011	0.00	0.00	0.00	0.00	0.00	115.30
86	06/01/2011	0.00	0.00	0.00	0.00	0.00	115.30
87	07/01/2011	0.00	0.00	0.00	0.00	0.00	115.30
88	08/01/2011	0.00	0.00	0.00	0.00	0.00	115.30
89	09/01/2011	0.00	0.00	0.00	0.00	0.00	115.30



Event Date	Event Type	Current Amount Due	NCP Paid	Unadjudicated Arrears		Adjudicated Arrears	
				Adjustment Amount	Running Balance	Adjustment Amount	Running Balance
10/01/2011	O	0.00	0.00	0.00	0.00	0.00	115.30
11/01/2011	O	0.00	0.00	0.00	0.00	0.00	115.30
<b>Totals:</b>		\$0.00	\$64.70	\$0.00	\$0.00	\$0.00	\$115.30

Total Unadjudicated: \$0.00  
 Total Adjudicated: \$115.30  
 Total Arrears: \$115.30

COPY



**Custodian Financial Audit (part 2 of 2)**

Run Date: 12/01/2011  
 Run Time: 04:10 PM

NCP Name: Zegers, Timothy  
 CST Name: Boddy, Stacia

Case ID: 039465000A  
 Docket#: 04-UR-0020

Office: 03

Prepared By: ACRONN  
 Last Updated By: ACRONN

Prepared By Date: 12/01/2011  
 Last Updated By Date: 12/01/2011

Provision Type: Fees

Event Date	Event Type	Current Amount Due	NCP Paid	Unjudicated Interest (On UA)		Unjudicated Interest (On AA)		Adjudicated Interest		Unjudicated Penalty		Adjudicated Penalty	
				Adjust Amount	Running Balance	Adjust Amount	Running Balance	Adjust Amount	Running Balance	Adjust Amount	Running Balance	Adjust Amount	Running Balance
08/01/2004	1	0.00	0.00	0.00	0.00	0.00	0.00	0.00	0.00	0.00	0.00	0.00	0.00
08/01/2004	2	0.00	0.00	0.00	0.00	0.00	0.00	0.00	0.00	0.00	0.00	0.00	0.00
09/01/2004	3	0.00	0.00	0.00	0.00	0.00	0.00	0.00	0.00	0.00	0.00	0.00	0.00
10/01/2004	4	0.00	0.00	0.00	0.00	0.00	0.00	0.00	0.00	0.00	0.00	0.00	0.00
11/01/2004	5	0.00	0.00	0.00	0.00	0.00	0.00	0.00	0.00	0.00	0.00	0.00	0.00
12/01/2004	6	0.00	0.00	0.00	0.00	0.00	0.00	0.00	0.00	0.00	0.00	0.00	0.00
01/01/2005	7	0.00	0.00	0.00	0.00	0.00	0.00	0.00	0.00	0.00	0.00	0.00	0.00
02/01/2005	8	0.00	0.00	0.00	0.00	0.00	0.00	0.00	0.00	0.00	0.00	0.00	0.00
03/01/2005	9	0.00	0.00	0.00	0.00	0.00	0.00	0.00	0.00	0.00	0.00	0.00	0.00
04/01/2005	10	0.00	0.00	0.00	0.00	0.00	0.00	0.00	0.00	0.00	0.00	0.00	0.00
05/01/2005	11	0.00	0.00	0.00	0.00	0.00	0.00	0.00	0.00	0.00	0.00	0.00	0.00
06/01/2005	12	0.00	0.00	0.00	0.00	0.00	0.00	0.00	0.00	0.00	0.00	0.00	0.00
07/01/2005	13	0.00	0.00	0.00	0.00	0.00	0.00	0.00	0.00	0.00	0.00	0.00	0.00
08/01/2005	14	0.00	0.00	0.00	0.00	0.00	0.00	0.00	0.00	0.00	0.00	0.00	0.00
09/01/2005	15	0.00	0.00	0.00	0.00	0.00	0.00	0.00	0.00	0.00	0.00	0.00	0.00
10/01/2005	16	0.00	0.00	0.00	0.00	0.00	0.00	0.00	0.00	0.00	0.00	0.00	0.00
11/01/2005	17	0.00	0.00	0.00	0.00	0.00	0.00	0.00	0.00	0.00	0.00	0.00	0.00
12/01/2005	18	0.00	0.00	0.00	0.00	0.00	0.00	0.00	0.00	0.00	0.00	0.00	0.00
01/01/2006	19	0.00	0.00	0.00	0.00	0.00	0.00	0.00	0.00	0.00	0.00	0.00	0.00
02/01/2006	20	0.00	0.00	0.00	0.00	0.00	0.00	0.00	0.00	0.00	0.00	0.00	0.00



Event Date	Event Type	Current Amount Due	NCP Paid	Unadjudicated Interest (On UA)		Unadjudicated Interest (On AA)		Adjudicated Interest		Unadjudicated Penalty		Adjudicated Penalty	
				Adjust Amount	Running Balance	Adjust Amount	Running Balance	Adjust Amount	Running Balance	Adjust Amount	Running Balance	Adjust Amount	Running Balance
21 03/01/2006	0	0.00	0.00	0.00	0.00	0.00	0.00	0.00	0.00	0.00	0.00	0.00	0.00
22 04/01/2006	0	0.00	0.00	0.00	0.00	0.00	0.00	0.00	0.00	0.00	0.00	0.00	0.00
23 05/01/2006	0	0.00	0.00	0.00	0.00	0.00	0.00	0.00	0.00	0.00	0.00	0.00	0.00
24 06/01/2006	0	0.00	0.00	0.00	0.00	0.00	0.00	0.00	0.00	0.00	0.00	0.00	0.00
25 07/01/2006	0	0.00	0.00	0.00	0.00	0.00	0.00	0.00	0.00	0.00	0.00	0.00	0.00
26 08/01/2006	0	0.00	0.00	0.00	0.00	0.00	0.00	0.00	0.00	0.00	0.00	0.00	0.00
27 09/01/2006	0	0.00	0.00	0.00	0.00	0.00	0.00	0.00	0.00	0.00	0.00	0.00	0.00
28 10/01/2006	0	0.00	0.00	0.00	0.00	0.00	0.00	0.00	0.00	0.00	0.00	0.00	0.00
29 11/01/2006	0	0.00	0.00	0.00	0.00	0.00	0.00	0.00	0.00	0.00	0.00	0.00	0.00
30 12/01/2006	0	0.00	0.00	0.00	0.00	0.00	0.00	0.00	0.00	0.00	0.00	0.00	0.00
31 01/01/2007	0	0.00	0.00	0.00	0.00	0.00	0.00	0.00	0.00	0.00	0.00	0.00	0.00
32 02/01/2007	0	0.00	0.00	0.00	0.00	0.00	0.00	0.00	0.00	0.00	0.00	0.00	0.00
33 03/01/2007	0	0.00	0.00	0.00	0.00	0.00	0.00	0.00	0.00	0.00	0.00	0.00	0.00
34 04/01/2007	0	0.00	0.00	0.00	0.00	0.00	0.00	0.00	0.00	0.00	0.00	0.00	0.00
35 05/01/2007	0	0.00	0.00	0.00	0.00	0.00	0.00	0.00	0.00	0.00	0.00	0.00	0.00
36 06/01/2007	0	0.00	0.00	0.00	0.00	0.00	0.00	0.00	0.00	0.00	0.00	0.00	0.00
37 07/01/2007	0	0.00	0.00	0.00	0.00	0.00	0.00	0.00	0.00	0.00	0.00	0.00	0.00
38 08/01/2007	0	0.00	0.00	0.00	0.00	0.00	0.00	0.00	0.00	0.00	0.00	0.00	0.00
39 09/01/2007	0	0.00	0.00	0.00	0.00	0.00	0.00	0.00	0.00	0.00	0.00	0.00	0.00
40 10/01/2007	0	0.00	0.00	0.00	0.00	0.00	0.00	0.00	0.00	0.00	0.00	0.00	0.00
41 11/01/2007	0	0.00	0.00	0.00	0.00	0.00	0.00	0.00	0.00	0.00	0.00	0.00	0.00
42 12/01/2007	0	0.00	0.00	0.00	0.00	0.00	0.00	0.00	0.00	0.00	0.00	0.00	0.00
43 01/01/2008	0	0.00	0.00	0.00	0.00	0.00	0.00	0.00	0.00	0.00	0.00	0.00	0.00
44 02/01/2008	0	0.00	0.00	0.00	0.00	0.00	0.00	0.00	0.00	0.00	0.00	0.00	0.00
45 03/01/2008	0	0.00	0.00	0.00	0.00	0.00	0.00	0.00	0.00	0.00	0.00	0.00	0.00
46 04/01/2008	0	0.00	0.00	0.00	0.00	0.00	0.00	0.00	0.00	0.00	0.00	0.00	0.00
47 05/01/2008	0	0.00	0.00	0.00	0.00	0.00	0.00	0.00	0.00	0.00	0.00	0.00	0.00
48 06/01/2008	0	0.00	0.00	0.00	0.00	0.00	0.00	0.00	0.00	0.00	0.00	0.00	0.00
49 07/01/2008	0	0.00	0.00	0.00	0.00	0.00	0.00	0.00	0.00	0.00	0.00	0.00	0.00
50 08/01/2008	0	0.00	0.00	0.00	0.00	0.00	0.00	0.00	0.00	0.00	0.00	0.00	0.00
51 09/01/2008	0	0.00	0.00	0.00	0.00	0.00	0.00	0.00	0.00	0.00	0.00	0.00	0.00
52 10/01/2008	0	0.00	0.00	0.00	0.00	0.00	0.00	0.00	0.00	0.00	0.00	0.00	0.00
53 11/01/2008	0	0.00	0.00	0.00	0.00	0.00	0.00	0.00	0.00	0.00	0.00	0.00	0.00



Event Date	Event Type	Current Amount Due	NCP Paid	Unadjudicated Interest (On UA) Amount	Unadjudicated Running Balance (On UA)	Unadjudicated Interest (On AA) Amount	Unadjudicated Running Balance (On AA)	Adjudicated Interest Amount	Adjudicated Running Balance	Unadjudicated Penalty Amount	Unadjudicated Running Balance	Adjudicated Penalty Amount	Adjudicated Running Balance
54 12/01/2008	O	0.00	0.00	0.00	0.00	0.00	0.00	0.00	0.00	0.00	0.00	0.00	0.00
55 01/01/2009	O	0.00	0.00	0.00	0.00	0.00	0.00	0.00	0.00	0.00	0.00	0.00	0.00
56 01/27/2009	P	0.00	38.45	0.00	0.00	0.00	0.00	0.00	0.00	0.00	0.00	0.00	0.00
57 02/01/2009	O	0.00	0.00	0.00	0.00	0.00	0.00	0.00	0.00	0.00	0.00	0.00	0.00
58 03/01/2009	O	0.00	0.00	0.00	0.00	0.00	0.00	0.00	0.00	0.00	0.00	0.00	0.00
59 03/30/2009	P	0.00	26.25	0.00	0.00	0.00	0.00	0.00	0.00	0.00	0.00	0.00	0.00
60 04/01/2009	O	0.00	0.00	0.00	0.00	0.00	0.00	0.00	0.00	0.00	0.00	0.00	0.00
61 05/01/2009	O	0.00	0.00	0.00	0.00	0.00	0.00	0.00	0.00	0.00	0.00	0.00	0.00
62 06/01/2009	O	0.00	0.00	0.00	0.00	0.00	0.00	0.00	0.00	0.00	0.00	0.00	0.00
63 07/01/2009	O	0.00	0.00	0.00	0.00	0.00	0.00	0.00	0.00	0.00	0.00	0.00	0.00
64 08/01/2009	O	0.00	0.00	0.00	0.00	0.00	0.00	0.00	0.00	0.00	0.00	0.00	0.00
65 09/01/2009	O	0.00	0.00	0.00	0.00	0.00	0.00	0.00	0.00	0.00	0.00	0.00	0.00
66 10/01/2009	O	0.00	0.00	0.00	0.00	0.00	0.00	0.00	0.00	0.00	0.00	0.00	0.00
67 11/01/2009	O	0.00	0.00	0.00	0.00	0.00	0.00	0.00	0.00	0.00	0.00	0.00	0.00
68 12/01/2009	O	0.00	0.00	0.00	0.00	0.00	0.00	0.00	0.00	0.00	0.00	0.00	0.00
69 01/01/2010	O	0.00	0.00	0.00	0.00	0.00	0.00	0.00	0.00	0.00	0.00	0.00	0.00
70 02/01/2010	O	0.00	0.00	0.00	0.00	0.00	0.00	0.00	0.00	0.00	0.00	0.00	0.00
71 03/01/2010	O	0.00	0.00	0.00	0.00	0.00	0.00	0.00	0.00	0.00	0.00	0.00	0.00
72 04/01/2010	O	0.00	0.00	0.00	0.00	0.00	0.00	0.00	0.00	0.00	0.00	0.00	0.00
73 05/01/2010	O	0.00	0.00	0.00	0.00	0.00	0.00	0.00	0.00	0.00	0.00	0.00	0.00
74 06/01/2010	O	0.00	0.00	0.00	0.00	0.00	0.00	0.00	0.00	0.00	0.00	0.00	0.00
75 07/01/2010	O	0.00	0.00	0.00	0.00	0.00	0.00	0.00	0.00	0.00	0.00	0.00	0.00
76 08/01/2010	O	0.00	0.00	0.00	0.00	0.00	0.00	0.00	0.00	0.00	0.00	0.00	0.00
77 09/01/2010	O	0.00	0.00	0.00	0.00	0.00	0.00	0.00	0.00	0.00	0.00	0.00	0.00
78 10/01/2010	O	0.00	0.00	0.00	0.00	0.00	0.00	0.00	0.00	0.00	0.00	0.00	0.00
79 11/01/2010	O	0.00	0.00	0.00	0.00	0.00	0.00	0.00	0.00	0.00	0.00	0.00	0.00
80 12/01/2010	O	0.00	0.00	0.00	0.00	0.00	0.00	0.00	0.00	0.00	0.00	0.00	0.00
81 01/01/2011	O	0.00	0.00	0.00	0.00	0.00	0.00	0.00	0.00	0.00	0.00	0.00	0.00
82 02/01/2011	O	0.00	0.00	0.00	0.00	0.00	0.00	0.00	0.00	0.00	0.00	0.00	0.00
83 03/01/2011	O	0.00	0.00	0.00	0.00	0.00	0.00	0.00	0.00	0.00	0.00	0.00	0.00
84 04/01/2011	O	0.00	0.00	0.00	0.00	0.00	0.00	0.00	0.00	0.00	0.00	0.00	0.00
85 05/01/2011	O	0.00	0.00	0.00	0.00	0.00	0.00	0.00	0.00	0.00	0.00	0.00	0.00
86 06/01/2011	O	0.00	0.00	0.00	0.00	0.00	0.00	0.00	0.00	0.00	0.00	0.00	0.00



Event Date	Event Type	Current Amount Due	NCP Paid	Unadjudicated Interest (On UA)		Unadjudicated Interest (On AA)		Adjudicated Interest		Unadjudicated Penalty		Adjudicated Penalty	
				Adjust Amount	Running Balance	Adjust Amount	Running Balance	Adjust Amount	Running Balance	Adjust Amount	Running Balance	Adjust Amount	Running Balance
87 07/01/2011	0	0.00	0.00	0.00	0.00	0.00	0.00	0.00	0.00	0.00	0.00	0.00	0.00
88 08/01/2011	0	0.00	0.00	0.00	0.00	0.00	0.00	0.00	0.00	0.00	0.00	0.00	0.00
89 09/01/2011	0	0.00	0.00	0.00	0.00	0.00	0.00	0.00	0.00	0.00	0.00	0.00	0.00
90 10/01/2011	0	0.00	0.00	0.00	0.00	0.00	0.00	0.00	0.00	0.00	0.00	0.00	0.00
91 11/01/2011	0	0.00	0.00	0.00	0.00	0.00	0.00	0.00	0.00	0.00	0.00	0.00	0.00
<b>Totals:</b>		\$0.00	\$54.70	\$0.00	\$0.00	\$0.00	\$0.00	\$0.00	\$0.00	\$0.00	\$0.00	\$0.00	\$0.00

Total Unadjudicated Interest on UA: \$0.00  
 Total Unadjudicated Interest on AA: \$0.00  
 Total Adjudicated Interest: \$0.00  
 Total Interest: \$0.00

Total Unadjudicated Penalty: \$0.00  
 Total Adjudicated Penalty: \$0.00  
 Total Penalty: \$0.00

Total Arrears: \$115.30  
 Total Interest: \$0.00  
 Total Penalty: \$0.00  
 Grand Total: \$115.30



COPY

**RECEIVED**  
JAN 17 2012  
STATE OF NEVADA  
CHILD SUPPORT PROGRAM

**CERTIFIED COPY**  
The document to which this certificate is attached is a full, true and correct copy of the original in file and of record in my office.  
DATE 1/17/12  
TED THIRAN Clerk of the 9th Judicial District Court of the State of Nevada, in and for the County of Douglas,  
By [Signature] Deputy