

NF

DOC # 0801776
05/02/2012 08:41 AM Deputy: AR
OFFICIAL RECORD
Requested By:
STATE OF NEVADA

Douglas County - NV
Karen Ellison - Recorder

Page: 1 of 48 Fee: 0.00
BK-0512 PG-0389 RPTT: # 0



(for Recorder's use only)

1
2
3
4
5
6
7
8
9
10
11
12
13
14
15
16
17
18
19
20
21
22
23
24
25
26
27
28

APN # _____

Recording Requested by and returned to:

Name: Division of Welfare and Supportive Services
Child Support Enforcement

Address: 300 E. Second St., Ste. 1200

City/State/Zip: Reno, NV 89501-1580

- Release of Lien (RELN)
- Modified Judgment and Order
- Stipulation and Order

NCP'S NAME: *Alaina Michele Johnson*

UPI #: *092-93-4000A*

This page added to provide additional information required by NRS 111.312 Sections 1-2.

(Additional recording fee applies.)

This cover page must be typed or printed.

1 CASE NO. 96-UR-0032

2 DEPT. NO. I

3
4 **IN THE NINTH JUDICIAL DISTRICT COURT OF THE STATE OF NEVADA**
5 **IN AND FOR THE COUNTY OF DOUGLAS**

6
7 DIVISION OF WELFARE AND SUPPORTIVE SERVICES
8 AND SANDRA BACHSTEIN, CUSTODIAN
9 Obligees,

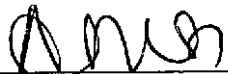
AFFIDAVIT OF RECORDATION

10 Vs.

11 ALAINA MICHELE PALOMO
12 NKA ALAINA MICHELE JOHNSON
13 Obligor

14 I, Alyssa M. Gibbs, hereby swear and affirm under penalty of perjury that the following assertions are
15 true:

- 16 1. That affiant is, and at all times mentioned herein was, a citizen of the State of Nevada,
17 over the age of twenty-one years of age, and an employee of the Division of Welfare
18 and Supportive Services Child Support Enforcement Office managing the legal process
19 under Case Number 092-93-4000A.
- 20 2. That this affidavit and Modified Judgment and Order is being filed pursuant to
21 NRS125B.142 and NRS17.150, and when so recorded shall become a lien upon all the
22 real property of the Obligor.
- 23 3. That the Obligor's name is Alaina Michele Johnson, whose address, Social Security
24 number and date of birth is confidential on file with the Division of Welfare and
25 Supportive Services Child Support Enforcement Office.
- 26 4. That attached hereto is a certified copy of the Modified Judgment and Order filed on
27 April 19, 2012.

28

Alyssa M. Gibbs
Administrative Assistant II

INSTRUCTIONS TO RECORDER

Obligor: Alaina Michele Johnson

Obligee: Sandra Bachstein

Date: April 27, 2012

From: Alyssa M. Gibbs, Administrative Assistant II, Division of Welfare and Supportive Services Child Support Enforcement Office

Enclosed: Certified copy of Child Support Modified Judgment and Order

In accordance with NRS125B.142 and NRS17.150, on the behalf of the Division please record the attached Affidavit and Modified Judgment and Order at the request of the Division of Welfare and Supportive Services Child Support Enforcement Office.

Please note: If the judgment is a Stipulation and Order, they should be recorded as one document.

Thank you for your assistance. If you have any questions or concerns, please call me at (775) 448-5152.

RECEIVED

APR 19 2012

DOUGLAS COUNTY
DISTRICT COURT CLERK

FILED

2012 APR 19 PM 3:26

TED THUAN
CLERK

M. BIAGGIN
BY _____ DEPUTY

Case No. 96-UR-0032

Dept No. I

IN THE NINTH JUDICIAL DISTRICT COURT OF THE STATE OF NEVADA

IN AND FOR THE COUNTY OF DOUGLAS

DIVISION OF WELFARE AND SUPPORTIVE SERVICES
AND SANDRA BACHSTEIN, CUSTODIAN
Obligee,

Vs.

ALAINA MICHELE PALOMO
NKA ALAINA MICHELE JOHNSON
Obligor,

MODIFIED JUDGMENT AND ORDER

This matter was heard on March 9, 2012, before the Court Master with the following persons present:

Obligee: (x) Present () Not Present Represented by: _____

Obligor: (x) Present () Not Present Represented by: _____

Presented by: AMBER CRONN Department of Health and Human Services
Child Support Enforcement

After considering all of the evidence, the Master hereby makes the following Findings and Recommendations:

The Obligee and Obligor were mailed by regular mail, on February 23, 2012, a NOTICE OF HEARING.

BK- 0512
PG- 392
0801776 Page: 4 Of 48 05/02/2012

1 (x) Obligor's gross monthly earnings are \$ 1190.00 . Pursuant to the formula
2 prescribed within NRS 125B.070, 18% of those earnings, the state calculates a support
3 obligation in the sum of \$ 215.00 .

4 Gross monthly income based on actual earnings .

5 () The Child support amount recommended by the Court Master (set out in paragraph 4
6 below) deviates from the statutory percentage because under NRS 125B.080, the following
7 factors were considered: _____
8 _____
9 _____
10 _____
11 _____

12 RECOMMENDED ORDER IS:

13 1. The Obligor is the parent of the following children:

<u>NAME</u>	<u>D.O.B.</u>	
<u>DANIELLE JOHNSON</u>	<u>FEBRUARY 23, 1991</u>	Emancipated
<u>DESTINI JOHNSON</u>	<u>SEPTEMBER 12, 1995</u>	Resides with Obligor
<u>DÉJÀ VU JOHNSON</u>	<u>SEPTEMBER 16, 1996</u>	

18 CHILD SUPPORT

19 2. (x) Ongoing support is ordered in the amount of \$ 299.00 for the month of
20 February 1, 2012 .

21 (x) Ongoing support is ordered in the amount of \$ 215.00 per month beginning
22 March 1, 2012 . The obligation for Child Support continues until the
23 child turns 18 years of age, or until the child turns 19 years of age if the child is enrolled
24 in High School. However, this obligation to support a child is affected by a child's ability
25 to live on their own (NRS 129.080 to 129.140 – legal emancipation) or when applicable,
26 continued financial support beyond the age of majority per NRS 125B.110.
27
28

CHILD SUPPORT ARREARS

3. (x) The Obligor is responsible for **child support** arrears for the period of June 1, 1999 through January 31, 2012.

(x) A judgment is entered against the Obligor for **child support** arrears as follows:

(x) Principal in the amount of \$ 8,080.92

(x) Interest in the amount of \$ 9,347.14

(x) Penalty in the amount of \$ 0

For a total judgment of \$ 17,428.06 to be repaid at \$ 50.00 per month beginning March 1, 2012.

All payments MUST be made in the form of a money order, cashier's check or business check and payable to **STATE COLLECTION AND DISBURSEMENT UNIT (SCaDU)** and sent to:

STATE COLLECTION AND DISBURSEMENT UNIT (SCaDU)

P.O. BOX 98950

LAS VEGAS, NV 89193-8950

The following information must be included with each payment:

- A. Name (first, middle, last) of person responsible for paying child support.
- B. Social Security Number of person responsible for paying child support.
- C. Child support case number 092-93-4000A listed on each payment.
- D. Name of custodian (first and last name of person receiving child support).

PAYMENT OF SUPPORT IS TO BE AS PROVIDED HEREIN, AND THE GIVING OF GIFTS, OF MAKING PURCHASES OF FOOD, CLOTHING AND THE LIKE WILL NOT FULFILL THE OBLIGATION.

NOTICE: NO CREDIT WILL BE GIVEN FOR PAYMENTS PAID DIRECTLY TO THE OBLIGEE.

4. All payments shall be made by immediate income withholding. If you pay your child support through income withholding and your full obligation is not met by the amount withheld by your employer, you are responsible to pay the difference between your court



1 ordered obligation and the amount withheld by your employer directly to the STATE
2 COLLECTION AND DISBURSEMENT UNIT (SCaDU). If you fail to do so you will
3 be subject to the assessment of penalties and interest. You may avoid these additional
4 costs by making your current child support payments each month.

5 5. (★) The Obligees shall provide health insurance coverage for the children when available
6 through employment or group policy under a plan that is reasonable in cost as defined in
7 NRS 125B.085 and Obligor shall pay \$ 20.00 per month for health insurance
8 premium (medical cash) effective February 1, 2012.

9 Medical costs incurred for the above-referenced period have not yet been determined.
10 The State's right to recover said costs is not waived by way of this order.

11 6. (★) Pursuant to NRS 125B.080(7), expenses for health care which are not reimbursed
12 through insurance, including expenses for medical, surgical, dental, orthodontic and
13 optical expenses, must be shared equally by both biological parents.

14 7. Except as modified herein the terms, conditions and obligations set forth in prior orders
15 shall remain in full force and effect.

16 8. The Obligor shall keep Division of Welfare and Supportive Services informed of any
17 change regarding current employment and of access to health insurance coverage in
18 **WRITING** (including health insurance policy information) within 10 days of such.

19 9. Obligor shall be responsible for ALL child support and judgment payments due. Payment
20 is to be made directly to the STATE COLLECTION AND DISBURSEMENT UNIT
21 (SCaDU). At any time withholding does not occur, Obligor must make voluntary
22 payments to the STATE COLLECTION AND DISBURSEMENT UNIT (SCaDU).

23 10. Effective July 1, 2004 simple interest will accrue on all adjudicated arrears balances
24 (including payment in lieu of medical insurance) and spousal support balances, for cases
25 with a Nevada controlling order pursuant to NRS 99.040. Interest assessed by a
26 judgment of the court prior to July 1, 2004 will be enforced. Interest on the judgment
27 shall accrue at the rate established by NRS 125B.140(2)(c)(1).
28

11. Pursuant to NRS 125B.095, a late fee/penalty of 10% (ten percent) of the unpaid monthly child support amount will be added to the arrears balance of the Obligor if the Obligor becomes delinquent in the amount owed for one month's support.
12. The State of Nevada has continuing exclusive jurisdiction for enforcement and modification purposes pursuant to the Full Faith and Credit for Child Support Orders Act.

It is further ordered that: Obligee waived penalty in the amount of \$270.92 from June 1999 through January 2012.

SUPPORT OBLIGATION BREAKDOWN AS FOLLOWS:

Child Support.....	\$ <u>299.00</u>	Effective <u>2/1/2012</u>
Child Support.....	\$ <u>215.00</u>	Effective <u>3/1/2012</u>
Child Support Arrearages.....	\$ <u>50.00</u>	Effective <u>3/1/2012</u>
Medical Cash.....	\$ <u>20.00</u>	Effective <u>2/1/2012</u>
TOTAL PAYMENT.....	\$ <u>319.00</u>	Effective <u>2/1/2012</u>
TOTAL PAYMENT.....	\$ <u>285.00</u>	Effective <u>3/1/2012</u>

Pursuant to NRS 125B.145 this Order may be reviewed every three (3) years and is subject to future modifications.

Unless a stay of this Order is obtained from District Court, all enforcement procedures including, but not limited to wage withholding, garnishment, liens and the attachment of federal income tax returns will be undertaken upon entry of this Order.

IT IS SO RECOMMENDED.

This 21 day of March, 2012.



COURT MASTER

NOTICE OF RIGHT TO WAIVE APPEAL

() The Obligor waives the ten (10) days for objection to the Master's Report, and this report may be submitted to the District Court immediately.

Receipt of the Master's Recommendation is acknowledged by my signature below.

Alaina Michele Johnson, Obligor

NOTICE OF RIGHT TO APPEAL

Appeals are governed by NRS 425.3844. You have 10 (ten) days from receipt of this recommendation to file your appeal. A failure to file and serve a written appeal will result in final Judgment being ordered by District Court.

Appeals to this Order **must be filed** with the Ninth Judicial District Court of the State of Nevada and **served upon** the other party and the Division of Welfare and Supportive Services at 300 East Second Street Suite 1200, Reno, NV 89501.

You must submit your appeal to the Court Clerk for filing by submitting your original appeal and two copies. Legal advice regarding your appeal will not be provided.

For information on obtaining a appeal packet or the appeal process please call the **Division of Welfare and Supportive Services at (775) 448-5150 located at 300 East Second Street Suite 1200, Reno, NV 89501.**

ORDER

The Court, having reviewed the above and foregoing Master's Report prepared by the Court Master and,

() The Obligor having waived the right to object thereto.

~~X~~ No timely objection having been filed hereto.

IT IS HEREBY ORDERED that the Master's Findings and Recommendations are affirmed and adopted.

Dated: 4/19, 2012.

David R. Conkle
DISTRICT JUDGE

1 Case No. 96-UR-0032

2 Dept. No. I

3
4 IN THE NINTH JUDICIAL DISTRICT COURT OF THE STATE OF NEVADA
5 IN AND FOR THE COUNTY OF DOUGLAS

6
7 DIVISION OF WELFARE AND SUPPORTIVE SERVICES
8 AND SANDRA BACHSTEIN, CUSTODIAN
9 Obligee,

9 Vs.

10 ALAINA MICHELE PALOMO
11 NKA ALAINA MICHELE JOHNSON
12 Obligor,

13 **CERTIFICATE OF MAILING**

14 Pursuant to NRCP 5(b), I certify that on this date I deposited for mailing at Reno,
15 Nevada, a true copy of the attached document addressed to:

16 ALAINA MICHELE JOHNSON
17 ADDRESS CONFIDENTIAL
18 IN FILE

19 SANDRA BACHSTEIN
20 ADDRESS CONFIDENTIAL
21 IN FILE

21 DATED: March 22, 2012

23 SIGNED: *Ames*
24 ALYSSA M. GIBBS
25 ADMINISTRATIVE ASSISTANT II
26 RENO CHILD SUPPORT ENFORCEMENT
27 (775) 448-5150

27 DOCUMENTS: MODIFIED JUDGMENT AND ORDER
28 CASE NO. 96-UR-0032



**NINTH JUDICIAL DISTRICT COURT
COUNTY OF DOUGLAS, STATE OF NEVADA**

AFFIRMATION

Pursuant to NRS 239B.030

The undersigned does hereby affirm that the preceding document, _____

MODIFIED JUDGMENT AND ORDER

(Title of Document)

Filed in case number: 96-UR-0032

Document does not contain the social security number of any person

Date: 3/22/12

AMG
(Signature)

ALYSSA M. GIBBS
(Print Name)

(Attorney for)



Custodian Financial Audit (part 1 of 2)

Run Date: 02/23/2012
 Run Time: 10:17 AM

NCP Name: Johnson, Alaina
 CST Name: Bachstein, Sandra

Case ID: 092934000A
 Docket#: 96UR0032

Office: 03

Prepared By: ACRONN
 Last Updated By: LDAVIS

Prepared By Date: 02/23/2012
 Last Updated By Date: 02/22/2012

Provision Type: Child Support

Event Date	Event Type	Current Amount Due	NCP Paid	Unadjudicated Arrears		Adjudicated Arrears	
				Adjustment Amount	Running Balance	Adjustment Amount	Running Balance
06/01/1999	J	0.00	0.00	0.00	0.00	6134.60	6134.60
06/01/1999	O	300.00	0.00	300.00	300.00	6134.60	6134.60
07/01/1999	O	300.00	0.00	300.00	600.00	6134.60	6134.60
08/01/1999	O	300.00	0.00	300.00	900.00	6134.60	6134.60
09/01/1999	O	300.00	0.00	300.00	1200.00	6134.60	6134.60
10/01/1999	O	300.00	0.00	300.00	1500.00	6134.60	6134.60
11/01/1999	O	300.00	0.00	300.00	1800.00	6134.60	6134.60
12/01/1999	O	300.00	0.00	300.00	2100.00	6134.60	6134.60
01/01/2000	O	300.00	0.00	300.00	2400.00	6134.60	6134.60
02/01/2000	O	300.00	0.00	300.00	2700.00	6134.60	6134.60
03/01/2000	O	300.00	0.00	300.00	3000.00	6134.60	6134.60
04/01/2000	O	300.00	0.00	300.00	3300.00	6134.60	6134.60
05/01/2000	O	300.00	0.00	300.00	3600.00	6134.60	6134.60
06/01/2000	O	300.00	0.00	300.00	3900.00	6134.60	6134.60
07/01/2000	O	300.00	0.00	300.00	4200.00	6134.60	6134.60
07/22/2000	A	0.00	0.00	0.00	4200.00	6134.60	6134.60
08/01/2000	O	300.00	0.00	300.00	4500.00	6134.60	6134.60
09/01/2000	O	300.00	0.00	300.00	4800.00	6134.60	6134.60
10/01/2000	O	300.00	0.00	300.00	5100.00	6134.60	6134.60
11/01/2000	O	300.00	0.00	300.00	5400.00	6134.60	6134.60
12/01/2000	O	300.00	0.00	300.00	5700.00	6134.60	6134.60

Exhibit A




Event Date	Event Type	Current Amount Due	NCP Paid	Unadjudicated Arrears		Adjudicated Arrears	
				Adjustment Amount	Running Balance	Adjustment Amount	Running Balance
22	12/01/2000	0.00	0.00	0.00	5700.00	0.00	6134.60
23	01/01/2001	300.00	0.00	300.00	6000.00	0.00	6134.60
24	02/01/2001	300.00	0.00	300.00	6300.00	0.00	6134.60
25	03/01/2001	300.00	0.00	300.00	6600.00	0.00	6134.60
26	04/01/2001	300.00	0.00	300.00	6900.00	0.00	6134.60
27	05/01/2001	300.00	0.00	300.00	7200.00	0.00	6134.60
28	05/11/2001	0.00	345.00	-345.00	6855.00	0.00	6134.60
29	06/01/2001	300.00	0.00	300.00	7155.00	0.00	6134.60
30	06/21/2001	0.00	281.00	-281.00	6874.00	0.00	6134.60
31	07/01/2001	300.00	0.00	300.00	7174.00	0.00	6134.60
32	08/01/2001	300.00	0.00	300.00	7474.00	0.00	6134.60
33	09/01/2001	300.00	0.00	300.00	7774.00	0.00	6134.60
34	10/01/2001	300.00	0.00	300.00	8074.00	0.00	6134.60
35	11/01/2001	300.00	0.00	300.00	8374.00	0.00	6134.60
36	12/01/2001	300.00	0.00	300.00	8674.00	0.00	6134.60
37	01/01/2002	300.00	0.00	300.00	8974.00	0.00	6134.60
38	02/01/2002	300.00	0.00	300.00	9274.00	0.00	6134.60
39	03/01/2002	300.00	0.00	300.00	9574.00	0.00	6134.60
40	04/01/2002	300.00	0.00	300.00	9874.00	0.00	6134.60
41	05/01/2002	300.00	0.00	300.00	10174.00	0.00	6134.60
42	06/01/2002	300.00	0.00	300.00	10474.00	0.00	6134.60
43	07/01/2002	300.00	0.00	300.00	10774.00	0.00	6134.60
44	08/01/2002	300.00	0.00	300.00	11074.00	0.00	6134.60
45	09/01/2002	300.00	0.00	300.00	11374.00	0.00	6134.60
46	10/01/2002	300.00	0.00	300.00	11674.00	0.00	6134.60
47	11/01/2002	300.00	0.00	300.00	11974.00	0.00	6134.60
48	12/01/2002	300.00	0.00	300.00	12274.00	0.00	6134.60
49	01/01/2003	300.00	0.00	300.00	12574.00	0.00	6134.60
50	02/01/2003	300.00	0.00	300.00	12874.00	0.00	6134.60
51	03/01/2003	300.00	0.00	300.00	13174.00	0.00	6134.60
52	04/01/2003	300.00	0.00	300.00	13474.00	0.00	6134.60
53	05/01/2003	300.00	0.00	300.00	13774.00	0.00	6134.60
54	06/01/2003	300.00	0.00	300.00	14074.00	0.00	6134.60
55	07/01/2003	300.00	0.00	300.00	14374.00	0.00	6134.60



Event Date	Event Type	Current Amount Due	NCP Paid	Unadjudicated Arrears		Adjudicated Arrears	
				Adjustment Amount	Running Balance	Adjustment Amount	Running Balance
56	08/01/2003	300.00	0.00	300.00	14674.00	0.00	6134.60
57	08/11/2003	0.00	165.00	-165.00	14509.00	0.00	6134.60
58	08/21/2003	0.00	165.00	-135.00	14374.00	-30.00	6104.60
59	09/01/2003	300.00	0.00	300.00	14509.00	0.00	6104.60
60	09/03/2003	0.00	165.00	-165.00	14374.00	-30.00	6104.60
61	09/15/2003	0.00	165.00	-135.00	14374.00	0.00	6104.60
62	10/01/2003	300.00	0.00	300.00	14674.00	0.00	6074.60
63	10/20/2003	0.00	165.00	-165.00	14509.00	0.00	6074.60
64	10/20/2003	0.00	165.00	-135.00	14374.00	-30.00	6044.60
65	11/01/2003	300.00	0.00	300.00	14674.00	0.00	6044.60
66	11/04/2003	0.00	156.86	-156.86	14517.14	0.00	6044.60
67	12/01/2003	300.00	0.00	300.00	14817.14	0.00	6044.60
68	12/01/2003	0.00	165.00	-165.00	14652.14	0.00	6044.60
69	12/10/2003	0.00	165.00	-135.00	14517.14	-30.00	6014.60
70	12/22/2003	0.00	165.00	-165.00	14352.14	0.00	6014.60
71	01/01/2004	300.00	0.00	300.00	14652.14	0.00	6014.60
72	01/05/2004	0.00	165.00	-165.00	14487.14	0.00	6014.60
73	01/14/2004	0.00	165.00	-135.00	14352.14	-30.00	5984.60
74	02/01/2004	300.00	0.00	300.00	14652.14	0.00	5984.60
75	02/12/2004	0.00	164.93	-164.93	14487.21	0.00	5984.60
76	02/12/2004	0.00	165.00	-135.07	14352.14	-29.93	5954.67
77	03/01/2004	300.00	0.00	300.00	14652.14	0.00	5954.67
78	03/01/2004	0.00	165.00	-165.00	14487.14	0.00	5954.67
79	03/12/2004	0.00	165.00	-135.00	14352.14	-30.00	5924.67
80	04/01/2004	300.00	0.00	300.00	14652.14	0.00	5924.67
81	04/02/2004	0.00	165.00	-165.00	14487.14	0.00	5924.67
82	04/13/2004	0.00	165.00	-135.00	14352.14	-30.00	5894.67
83	04/26/2004	0.00	562.00	-409.00	13943.14	-153.00	5741.67
84	05/01/2004	300.00	0.00	300.00	14243.14	-165.00	5576.67
85	05/25/2004	0.00	165.00	-165.00	14078.14	0.00	5576.67
86	06/01/2004	300.00	0.00	300.00	14378.14	0.00	5576.67
87	06/08/2004	0.00	165.00	-165.00	14213.14	0.00	5576.67
88	06/28/2004	0.00	330.00	-135.00	14078.14	-195.00	5381.67



Event Date	Event Type	Current Amount Due	NCP Paid	Unadjudicated Arrears		Adjudicated Arrears			
				Adjustment Amount	Running Balance	Adjustment Amount	Running Balance		
90	07/01/2004	O	300.00	0.00	300.00	14378.14	0.00	5381.67	90
91	07/12/2004	P	0.00	-165.00	-165.00	14213.14	0.00	5381.67	91
92	07/29/2004	P	0.00	-135.00	-300.00	14078.14	-30.00	5351.67	92
93	07/31/2004	M	0.00	0.00	0.00	14078.14	0.00	5351.67	93
94	08/01/2004	O	300.00	0.00	300.00	14378.14	0.00	5351.67	94
95	08/20/2004	P	0.00	-165.00	-165.00	14213.14	0.00	5351.67	95
96	08/31/2004	M	0.00	0.00	0.00	14213.14	0.00	5351.67	96
97	09/01/2004	O	300.00	0.00	300.00	14513.14	0.00	5351.67	97
98	09/03/2004	P	0.00	-165.00	-165.00	14348.14	0.00	5351.67	98
99	09/13/2004	P	0.00	-135.00	-300.00	14213.14	-30.00	5321.67	99
100	09/30/2004	M	0.00	0.00	0.00	14213.14	0.00	5321.67	100
101	10/01/2004	O	300.00	0.00	300.00	14513.14	0.00	5321.67	101
102	10/04/2004	P	0.00	-165.00	-165.00	14348.14	0.00	5291.67	102
103	10/14/2004	P	0.00	-135.00	-300.00	14213.14	0.00	5261.67	103
104	10/31/2004	M	0.00	0.00	0.00	14213.14	0.00	5261.67	104
105	11/01/2004	O	300.00	0.00	300.00	14513.14	0.00	5291.67	105
106	11/12/2004	P	0.00	-165.00	-165.00	14348.14	0.00	5291.67	106
107	11/30/2004	M	0.00	0.00	0.00	14348.14	-30.00	5261.67	107
108	12/01/2004	O	300.00	0.00	300.00	14648.14	0.00	5261.67	108
109	12/06/2004	P	0.00	-165.00	-165.00	14483.14	0.00	5261.67	109
110	12/27/2004	M	0.00	0.00	0.00	14483.14	0.00	5261.67	110
111	01/01/2005	O	300.00	0.00	300.00	14783.14	0.00	5231.67	111
112	01/12/2005	P	0.00	-165.00	-165.00	14618.14	0.00	5231.67	112
113	01/18/2005	P	0.00	-135.00	-300.00	14483.14	-30.00	5201.67	113
114	02/01/2005	O	300.00	0.00	300.00	14783.14	0.00	5201.67	114
115	02/14/2005	P	0.00	-165.00	-165.00	14618.14	0.00	5201.67	115
116	02/25/2005	P	0.00	-135.00	-300.00	14483.14	-30.00	5171.67	116
117	03/01/2005	O	300.00	0.00	300.00	14783.14	0.00	5171.67	117
118	03/01/2005	O	300.00	0.00	300.00	15083.14	0.00	5171.67	118
119	03/01/2005	O	300.00	0.00	300.00	15383.14	0.00	5171.67	119
120	03/11/2005	P	0.00	-165.00	-165.00	15218.14	0.00	5171.67	120
121	03/11/2005	P	0.00	-135.00	-300.00	15083.14	-30.00	5141.67	121
122	03/11/2005	P	0.00	-165.00	-165.00	14918.14	0.00	5141.67	122
123	03/11/2005	R	0.00	0.00	0.00	14918.14	0.00	5141.67	123



Event Date	Event Type	Current Amount Due	NCP Paid	Unadjudicated Arrears		Adjudicated Arrears	
				Adjustment Amount	Running Balance	Adjustment Amount	Running Balance
124	03/25/2005	P	0.00				
125	03/25/2005	R	0.00	-135.00	14213.14	-30.00	5141.67
126	03/31/2005	M	0.00	0.00	14213.14	0.00	5141.67
127	04/01/2005	O	0.00	0.00	14213.14	0.00	5141.67
128	04/04/2005	P	0.00	300.00	14513.14	0.00	5141.67
129	04/08/2005	R	0.00	-165.00	14348.14	0.00	5141.67
130	04/14/2005	P	0.00	0.00	14348.14	0.00	5141.67
131	04/25/2005	R	0.00	-135.00	14213.14	-16.44	5125.23
132	04/30/2005	M	0.00	0.00	14213.14	0.00	5125.23
133	05/01/2005	O	0.00	0.00	14213.14	0.00	5125.23
134	05/06/2005	R	0.00	300.00	14513.14	0.00	5125.23
135	05/13/2005	P	0.00	0.00	14513.14	0.00	5125.23
136	05/18/2005	P	0.00	-165.00	14348.14	0.00	5125.23
137	05/23/2005	R	0.00	-135.00	14213.14	-30.00	5095.23
138	05/31/2005	P	0.00	0.00	14213.14	0.00	5095.23
139	05/31/2005	M	0.00	0.00	14213.14	-165.00	4930.23
140	06/01/2005	O	0.00	0.00	14213.14	0.00	4930.23
141	06/03/2005	R	0.00	300.00	14513.14	0.00	4930.23
142	06/17/2005	R	0.00	0.00	14513.14	0.00	4930.23
143	06/20/2005	P	0.00	0.00	14513.14	0.00	4930.23
144	06/30/2005	M	0.00	-300.00	14213.14	-30.00	4900.23
145	07/01/2005	O	0.00	0.00	14213.14	0.00	4900.23
146	07/11/2005	R	0.00	300.00	14513.14	0.00	4900.23
147	07/15/2005	P	0.00	0.00	14513.14	0.00	4900.23
148	07/15/2005	R	0.00	-151.75	14361.39	0.00	4900.23
149	07/29/2005	P	0.00	0.00	14361.39	0.00	4900.23
150	07/29/2005	R	0.00	-148.25	14213.14	-16.75	4883.48
151	07/31/2005	M	0.00	0.00	14213.14	0.00	4883.48
152	08/01/2005	O	0.00	0.00	14213.14	0.00	4883.48
153	08/12/2005	R	0.00	300.00	14513.14	0.00	4883.48
154	08/15/2005	P	0.00	0.00	14513.14	0.00	4883.48
155	08/29/2005	R	0.00	-165.00	14348.14	0.00	4883.48
156	08/31/2005	M	0.00	0.00	14348.14	0.00	4883.48
157	09/01/2005	O	300.00	0.00	14648.14	0.00	4883.48



	Event Date	Event Type	Current Amount Due	NCP Paid	Unadjudicated Arrears		Adjudicated Arrears		
					Adjustment Amount	Running Balance	Adjustment Amount	Running Balance	
158	09/01/2005	P	0.00	152.39	-152.39	14495.75	0.00	4883.48	158
159	09/09/2005	R	0.00	0.00	0.00	14495.75	0.00	4883.48	159
160	09/26/2005	R	0.00	0.00	0.00	14495.75	0.00	4883.48	160
161	09/30/2005	M	0.00	0.00	0.00	14495.75	0.00	4883.48	161
162	10/01/2005	O	300.00	0.00	300.00	14795.75	0.00	4883.48	162
163	10/24/2005	R	0.00	0.00	0.00	14795.75	0.00	4883.48	163
164	10/27/2005	P	0.00	72.63	-72.63	14723.12	0.00	4883.48	164
165	10/31/2005	P	0.00	165.00	-165.00	14558.12	0.00	4883.48	165
166	10/31/2005	M	0.00	0.00	0.00	14558.12	0.00	4883.48	166
167	11/01/2005	O	300.00	0.00	300.00	14858.12	0.00	4883.48	167
168	11/04/2005	R	0.00	0.00	0.00	14858.12	0.00	4883.48	168
169	11/14/2005	P	0.00	165.00	-165.00	14693.12	0.00	4883.48	169
170	11/21/2005	R	0.00	0.00	0.00	14693.12	0.00	4883.48	170
171	11/30/2005	M	0.00	0.00	0.00	14693.12	0.00	4883.48	171
172	12/01/2005	O	300.00	0.00	300.00	14993.12	0.00	4883.48	172
173	12/01/2005	R	0.00	0.00	0.00	14993.12	0.00	4883.48	173
174	12/02/2005	P	0.00	165.00	-165.00	14828.12	0.00	4883.48	174
175	12/12/2005	P	0.00	165.00	-135.00	14693.12	-30.00	4853.48	175
176	12/19/2005	R	0.00	0.00	0.00	14693.12	0.00	4853.48	176
177	12/30/2005	R	0.00	0.00	0.00	14693.12	0.00	4853.48	177
178	12/31/2005	M	0.00	0.00	0.00	14693.12	0.00	4853.48	178
179	01/01/2006	O	300.00	0.00	300.00	14993.12	0.00	4853.48	179
180	01/09/2006	P	0.00	330.00	-300.00	14693.12	-30.00	4823.48	180
181	01/17/2006	R	0.00	0.00	0.00	14693.12	0.00	4823.48	181
182	01/30/2006	R	0.00	0.00	0.00	14693.12	0.00	4823.48	182
183	01/31/2006	M	0.00	0.00	0.00	14693.12	0.00	4823.48	183
184	02/01/2006	O	300.00	0.00	300.00	14993.12	0.00	4823.48	184
185	02/01/2006	P	0.00	165.00	-165.00	14828.12	0.00	4823.48	185
186	02/13/2006	R	0.00	0.00	0.00	14828.12	0.00	4823.48	186
187	02/25/2006	R	0.00	0.00	0.00	14828.12	0.00	4823.48	187
188	02/28/2006	M	0.00	0.00	0.00	14828.12	0.00	4823.48	188
189	03/01/2006	O	300.00	0.00	300.00	15128.12	0.00	4823.48	189
190	03/06/2006	P	0.00	165.00	-165.00	14963.12	0.00	4823.48	190
191	03/06/2006	P	0.00	165.00	-135.00	14828.12	-30.00	4793.48	191



Event Date	Event Type	Current Amount Due	NCP Paid	Unadjudicated Arrears		Adjudicated Arrears	
				Adjustment Amount	Running Balance	Adjustment Amount	Running Balance
192	03/11/2006	R	0.00	0.00	14828.12	0.00	4793.48
193	03/17/2006	P	104.34	0.00	14828.12	-104.34	4689.14
194	03/24/2006	R	0.00	0.00	14828.12	0.00	4689.14
195	03/27/2006	P	165.00	0.00	14828.12	-165.00	4524.14
196	03/31/2006	M	0.00	0.00	14828.12	0.00	4524.14
197	04/01/2006	O	0.00	300.00	15128.12	0.00	4524.14
198	04/09/2006	R	0.00	0.00	15128.12	0.00	4524.14
199	04/11/2006	P	330.00	-300.00	14828.12	-30.00	4494.14
200	04/21/2006	R	0.00	0.00	14828.12	0.00	4494.14
201	04/30/2006	M	0.00	0.00	14828.12	0.00	4494.14
202	05/01/2006	O	0.00	300.00	15128.12	0.00	4494.14
203	05/05/2006	R	0.00	0.00	15128.12	0.00	4494.14
204	05/19/2006	R	0.00	0.00	15128.12	0.00	4494.14
205	05/31/2006	M	0.00	0.00	15128.12	0.00	4494.14
206	06/01/2006	O	0.00	300.00	15428.12	0.00	4494.14
207	06/02/2006	R	0.00	0.00	15428.12	0.00	4494.14
208	06/08/2006	P	2781.49	0.00	15428.12	-2781.49	1712.65
209	06/19/2006	R	0.00	0.00	15428.12	0.00	1712.65
210	06/30/2006	M	0.00	0.00	15428.12	0.00	1712.65
211	07/01/2006	O	0.00	300.00	15728.12	0.00	1712.65
212	07/03/2006	R	0.00	0.00	15728.12	0.00	1712.65
213	07/18/2006	R	0.00	0.00	15728.12	0.00	1712.65
214	07/29/2006	R	0.00	0.00	15728.12	0.00	1712.65
215	07/31/2006	M	0.00	0.00	15728.12	0.00	1712.65
216	08/01/2006	O	0.00	300.00	16028.12	0.00	1712.65
217	08/14/2006	R	0.00	0.00	16028.12	0.00	1712.65
218	08/25/2006	R	0.00	0.00	16028.12	0.00	1712.65
219	08/31/2006	M	0.00	0.00	16028.12	0.00	1712.65
220	09/01/2006	O	0.00	300.00	16328.12	0.00	1712.65
221	09/08/2006	R	0.00	0.00	16328.12	0.00	1712.65
222	09/25/2006	R	0.00	0.00	16328.12	0.00	1712.65
223	09/30/2006	M	0.00	0.00	16328.12	0.00	1712.65
224	10/01/2006	O	0.00	300.00	16628.12	0.00	1712.65
225	10/06/2006	R	0.00	0.00	16628.12	0.00	1712.65



Event Date	Event Type	Current Amount Due	NCP Paid	Unadjudicated Arrears		Adjudicated Arrears	
				Adjustment Amount	Running Balance	Adjustment Amount	Running Balance
226	10/20/2006	R	0.00	0.00	16628.12	0.00	1712.65
227	10/31/2006	M	0.00	0.00	16628.12	0.00	1712.65
228	11/01/2006	O	300.00	300.00	16928.12	0.00	1712.65
229	11/06/2006	R	0.00	0.00	16928.12	0.00	1712.65
230	11/20/2006	R	0.00	0.00	16928.12	0.00	1712.65
231	11/30/2006	M	0.00	0.00	16928.12	0.00	1712.65
232	12/01/2006	O	300.00	300.00	17228.12	0.00	1712.65
233	12/01/2006	R	0.00	0.00	17228.12	0.00	1712.65
234	12/15/2006	R	0.00	0.00	17228.12	0.00	1712.65
235	12/29/2006	R	0.00	0.00	17228.12	0.00	1712.65
236	12/31/2006	M	0.00	0.00	17228.12	0.00	1712.65
237	01/01/2007	O	300.00	300.00	17528.12	0.00	1712.65
238	01/12/2007	R	0.00	0.00	17528.12	0.00	1712.65
239	01/29/2007	R	0.00	0.00	17528.12	0.00	1712.65
240	01/31/2007	M	0.00	0.00	17528.12	0.00	1712.65
241	02/01/2007	O	300.00	300.00	17828.12	0.00	1712.65
242	02/12/2007	R	0.00	0.00	17828.12	0.00	1712.65
243	02/23/2007	R	0.00	0.00	17828.12	0.00	1712.65
244	02/27/2007	P	0.00	-152.31	17675.81	0.00	1712.65
245	02/28/2007	M	0.00	0.00	17675.81	0.00	1712.65
246	03/01/2007	O	300.00	300.00	17975.81	0.00	1712.65
247	03/09/2007	R	0.00	0.00	17975.81	0.00	1712.65
248	03/13/2007	P	0.00	-152.31	17823.50	0.00	1712.65
249	03/23/2007	R	0.00	0.00	17823.50	0.00	1712.65
250	03/27/2007	P	0.00	152.31	17675.81	0.00	1712.65
251	03/31/2007	M	0.00	0.00	17675.81	0.00	1712.65
252	04/01/2007	O	300.00	300.00	17975.81	0.00	1712.65
253	04/06/2007	R	0.00	0.00	17975.81	0.00	1712.65
254	04/23/2007	R	0.00	0.00	17975.81	0.00	1712.65
255	04/30/2007	M	0.00	0.00	17975.81	0.00	1712.65
256	05/01/2007	O	300.00	300.00	18275.81	0.00	1712.65
257	05/07/2007	R	0.00	0.00	18275.81	0.00	1712.65
258	05/18/2007	R	0.00	0.00	18275.81	0.00	1712.65
259	05/31/2007	M	0.00	0.00	18275.81	0.00	1712.65



Event Date	Event Type	Current Amount Due	NCP Paid	Unjudicated Arrears		Adjudicated Arrears		
				Adjustment Amount	Running Balance	Adjustment Amount	Running Balance	
260	06/01/2007	0	0.00	300.00	18575.81	0.00	1712.65	260
261	06/01/2007	R	0.00	0.00	18575.81	0.00	1712.65	261
262	06/15/2007	R	0.00	0.00	18575.81	0.00	1712.65	262
263	06/29/2007	R	0.00	0.00	18575.81	0.00	1712.65	263
264	06/30/2007	M	0.00	0.00	18575.81	0.00	1712.65	264
265	07/01/2007	O	0.00	300.00	18875.81	0.00	1712.65	265
266	07/13/2007	R	0.00	0.00	18875.81	0.00	1712.65	266
267	07/27/2007	R	0.00	0.00	18875.81	0.00	1712.65	267
268	07/31/2007	M	0.00	0.00	18875.81	0.00	1712.65	268
269	08/01/2007	O	0.00	300.00	19175.81	0.00	1712.65	269
270	08/15/2007	R	0.00	0.00	19175.81	0.00	1712.65	270
271	08/21/2007	R	0.00	0.00	19175.81	0.00	1712.65	271
272	08/29/2007	R	0.00	0.00	19175.81	0.00	1712.65	272
273	08/31/2007	M	0.00	0.00	19175.81	0.00	1712.65	273
274	09/01/2007	O	0.00	300.00	19475.81	0.00	1712.65	274
275	09/05/2007	R	0.00	0.00	19475.81	0.00	1712.65	275
276	09/12/2007	R	0.00	0.00	19475.81	0.00	1712.65	276
277	09/19/2007	R	0.00	0.00	19475.81	0.00	1712.65	277
278	09/30/2007	M	0.00	0.00	19475.81	0.00	1712.65	278
279	10/01/2007	O	0.00	300.00	19775.81	0.00	1712.65	279
280	10/02/2007	R	0.00	0.00	19775.81	0.00	1712.65	280
281	10/09/2007	R	0.00	0.00	19775.81	0.00	1712.65	281
282	10/16/2007	R	0.00	0.00	19775.81	0.00	1712.65	282
283	10/24/2007	R	0.00	0.00	19775.81	0.00	1712.65	283
284	10/31/2007	M	0.00	0.00	19775.81	0.00	1712.65	284
285	11/01/2007	O	0.00	300.00	20075.81	0.00	1712.65	285
286	11/01/2007	R	0.00	0.00	20075.81	0.00	1712.65	286
287	11/02/2007	P	0.00	-300.00	19775.81	0.00	1712.65	287
288	11/06/2007	R	0.00	0.00	19775.81	0.00	1712.65	288
289	11/14/2007	R	0.00	0.00	19775.81	0.00	1712.65	289
290	11/29/2007	R	0.00	0.00	19775.81	0.00	1712.65	290
291	11/30/2007	M	0.00	0.00	19775.81	0.00	1712.65	291
292	12/01/2007	O	0.00	300.00	20075.81	0.00	1712.65	292
293	12/03/2007	P	0.00	-300.00	19775.81	0.00	1712.65	293



	Event Date	Event Type	Current Amount Due	NCP Paid	Unadjudicated Arrears		Adjudicated Arrears		
					Adjustment Amount	Running Balance	Adjustment Amount	Running Balance	
294	12/06/2007	R	0.00	0.00	19775.81	0.00	1712.65	294	
295	12/07/2007	R	0.00	0.00	19775.81	0.00	1712.65	295	
296	12/12/2007	R	0.00	0.00	19775.81	0.00	1712.65	296	
297	12/18/2007	R	0.00	0.00	19775.81	0.00	1712.65	297	
298	12/31/2007	M	0.00	0.00	19775.81	0.00	1712.65	298	
299	01/01/2008	O	300.00	0.00	20075.81	0.00	1712.65	299	
300	01/02/2008	P	0.00	330.00	19775.81	0.00	1712.65	300	
301	01/02/2008	R	0.00	0.00	19775.81	0.00	1712.65	301	
302	01/03/2008	R	0.00	0.00	19775.81	0.00	1712.65	302	
303	01/15/2008	R	0.00	0.00	19775.81	0.00	1712.65	303	
304	01/23/2008	R	0.00	0.00	19775.81	0.00	1712.65	304	
305	01/29/2008	R	0.00	0.00	19775.81	0.00	1712.65	305	
306	01/31/2008	M	0.00	0.00	19775.81	0.00	1712.65	306	
307	02/01/2008	O	300.00	0.00	20075.81	0.00	1712.65	307	
308	02/08/2008	P	0.00	330.00	19775.81	0.00	1712.65	308	
309	02/08/2008	R	0.00	0.00	19775.81	0.00	1712.65	309	
310	02/29/2008	M	0.00	0.00	19775.81	0.00	1712.65	310	
311	03/01/2008	O	300.00	0.00	20075.81	0.00	1712.65	311	
312	03/10/2008	P	0.00	330.00	19775.81	0.00	1712.65	312	
313	03/13/2008	P	0.00	4612.00	16876.46	-1712.65	0.00	313	
314	03/31/2008	M	0.00	0.00	16876.46	0.00	0.00	314	
315	04/01/2008	O	300.00	0.00	17176.46	0.00	0.00	315	
316	04/02/2008	P	0.00	330.00	16876.46	0.00	0.00	316	
317	04/30/2008	M	0.00	0.00	16876.46	0.00	0.00	317	
318	05/01/2008	O	300.00	0.00	17176.46	0.00	0.00	318	
319	05/12/2008	P	0.00	330.00	16876.46	0.00	0.00	319	
320	05/31/2008	M	0.00	0.00	16876.46	0.00	0.00	320	
321	06/01/2008	O	300.00	0.00	17176.46	0.00	0.00	321	
322	06/05/2008	P	0.00	330.00	16876.46	0.00	0.00	322	
323	06/19/2008	P	0.00	618.00	16258.46	0.00	0.00	323	
324	06/30/2008	M	0.00	0.00	16258.46	0.00	0.00	324	
325	07/01/2008	O	300.00	0.00	16558.46	0.00	0.00	325	
326	07/07/2008	P	0.00	330.00	16258.46	0.00	0.00	326	
327	07/31/2008	M	0.00	0.00	16258.46	0.00	0.00	327	



	Event Date	Event Type	Current Amount Due	NCP Paid	Unadjudicated Arrears		Adjudicated Arrears		
					Adjustment Amount	Running Balance	Adjustment Amount	Running Balance	
328	08/01/2008	O	300.00	0.00	300.00	16558.46	0.00	0.00	328
329	08/04/2008	P	0.00	330.00	-300.00	16258.46	0.00	0.00	329
330	08/05/2008	R	0.00	0.00	0.00	16258.46	0.00	0.00	330
331	08/14/2008	R	0.00	0.00	0.00	16258.46	0.00	0.00	331
332	08/19/2008	R	0.00	0.00	0.00	16258.46	0.00	0.00	332
333	08/26/2008	R	0.00	0.00	0.00	16258.46	0.00	0.00	333
334	08/31/2008	M	0.00	0.00	0.00	16258.46	0.00	0.00	334
335	09/01/2008	O	300.00	0.00	300.00	16558.46	0.00	0.00	335
336	09/03/2008	R	0.00	0.00	0.00	16558.46	0.00	0.00	336
337	09/09/2008	R	0.00	0.00	0.00	16558.46	0.00	0.00	337
338	09/16/2008	R	0.00	0.00	0.00	16558.46	0.00	0.00	338
339	09/22/2008	P	0.00	330.00	-300.00	16258.46	0.00	0.00	339
340	09/23/2008	R	0.00	0.00	0.00	16258.46	0.00	0.00	340
341	09/30/2008	R	0.00	0.00	0.00	16258.46	0.00	0.00	341
342	09/30/2008	M	0.00	0.00	0.00	16258.46	0.00	0.00	342
343	10/01/2008	O	300.00	0.00	300.00	16558.46	0.00	0.00	343
344	10/03/2008	R	0.00	0.00	0.00	16558.46	0.00	0.00	344
345	10/09/2008	P	0.00	330.00	-300.00	16258.46	0.00	0.00	345
346	10/15/2008	R	0.00	0.00	0.00	16258.46	0.00	0.00	346
347	10/21/2008	R	0.00	0.00	0.00	16258.46	0.00	0.00	347
348	10/29/2008	R	0.00	0.00	0.00	16258.46	0.00	0.00	348
349	10/31/2008	M	0.00	0.00	0.00	16258.46	0.00	0.00	349
350	11/01/2008	O	300.00	0.00	300.00	16558.46	0.00	0.00	350
351	11/03/2008	P	0.00	330.00	-300.00	16258.46	0.00	0.00	351
352	11/30/2008	M	0.00	0.00	0.00	16258.46	0.00	0.00	352
353	12/01/2008	O	300.00	0.00	300.00	16558.46	0.00	0.00	353
354	12/16/2008	R	0.00	0.00	0.00	16558.46	0.00	0.00	354
355	12/23/2008	R	0.00	0.00	0.00	16558.46	0.00	0.00	355
356	12/31/2008	M	0.00	0.00	0.00	16558.46	0.00	0.00	356
357	01/01/2009	O	300.00	0.00	300.00	16858.46	0.00	0.00	357
358	01/02/2009	P	0.00	330.00	-300.00	16558.46	0.00	0.00	358
359	01/02/2009	P	0.00	330.00	-330.00	16228.46	0.00	0.00	359
360	01/02/2009	R	0.00	0.00	0.00	16228.46	0.00	0.00	360
361	01/05/2009	R	0.00	0.00	0.00	16228.46	0.00	0.00	361



Event Date	Event Type	Current Amount Due	NCP Paid	Unadjudicated Arrears		Adjudicated Arrears		
				Adjustment Amount	Running Balance	Adjustment Amount	Running Balance	
362	01/13/2009	R	0.00	0.00	16228.46	0.00	0.00	362
363	01/26/2009	R	0.00	0.00	16228.46	0.00	0.00	363
364	01/27/2009	R	0.00	0.00	16228.46	0.00	0.00	364
365	01/31/2009	M	0.00	0.00	16228.46	0.00	0.00	365
366	02/01/2009	O	300.00	300.00	16528.46	0.00	0.00	366
367	02/03/2009	R	0.00	0.00	16528.46	0.00	0.00	367
368	02/09/2009	P	0.00	-300.00	16228.46	0.00	0.00	368
369	02/11/2009	R	0.00	0.00	16228.46	0.00	0.00	369
370	02/18/2009	R	0.00	0.00	16228.46	0.00	0.00	370
371	02/24/2009	R	0.00	0.00	16228.46	0.00	0.00	371
372	02/28/2009	M	0.00	0.00	16228.46	0.00	0.00	372
373	03/01/2009	O	300.00	300.00	16528.46	0.00	0.00	373
374	03/03/2009	R	0.00	0.00	16528.46	0.00	0.00	374
375	03/09/2009	P	0.00	-330.00	16198.46	0.00	0.00	375
376	03/11/2009	R	0.00	0.00	16198.46	0.00	0.00	376
377	03/17/2009	R	0.00	0.00	16198.46	0.00	0.00	377
378	03/23/2009	R	0.00	0.00	16198.46	0.00	0.00	378
379	03/30/2009	R	0.00	0.00	16198.46	0.00	0.00	379
380	03/31/2009	M	0.00	0.00	16198.46	0.00	0.00	380
381	04/01/2009	O	300.00	300.00	16498.46	0.00	0.00	381
382	04/01/2009	R	0.00	0.00	16498.46	0.00	0.00	382
383	04/06/2009	P	0.00	-330.00	16168.46	0.00	0.00	383
384	04/20/2009	R	0.00	0.00	16168.46	0.00	0.00	384
385	04/27/2009	R	0.00	0.00	16168.46	0.00	0.00	385
386	04/30/2009	M	0.00	0.00	16168.46	0.00	0.00	386
387	05/01/2009	O	300.00	300.00	16468.46	0.00	0.00	387
388	05/01/2009	R	0.00	0.00	16468.46	0.00	0.00	388
389	05/04/2009	P	0.00	-330.00	16138.46	0.00	0.00	389
390	05/11/2009	R	0.00	0.00	16138.46	0.00	0.00	390
391	05/18/2009	R	0.00	0.00	16138.46	0.00	0.00	391
392	05/31/2009	M	0.00	0.00	16138.46	0.00	0.00	392
393	06/01/2009	O	300.00	300.00	16438.46	0.00	0.00	393
394	06/01/2009	P	0.00	-330.00	16108.46	0.00	0.00	394
395	06/29/2009	R	0.00	0.00	16108.46	0.00	0.00	395




	Event Date	Event Type	Current Amount Due	NCP Paid	Unadjudicated Arrears		Adjudicated Arrears		
					Adjustment Amount	Running Balance	Adjustment Amount	Running Balance	
396	06/30/2009	M	0.00	0.00	0.00	16108.46	0.00	0.00	396
397	07/01/2009	O	300.00	0.00	300.00	16408.46	0.00	0.00	397
398	07/02/2009	P	0.00	330.00	-330.00	16078.46	0.00	0.00	398
399	07/02/2009	R	0.00	0.00	0.00	16078.46	0.00	0.00	399
400	07/13/2009	R	0.00	0.00	0.00	16078.46	0.00	0.00	400
401	07/20/2009	R	0.00	0.00	0.00	16078.46	0.00	0.00	401
402	07/31/2009	M	0.00	0.00	0.00	16078.46	0.00	0.00	402
403	08/01/2009	O	300.00	0.00	300.00	16378.46	0.00	0.00	403
404	08/10/2009	P	0.00	330.00	-330.00	16048.46	0.00	0.00	404
405	08/31/2009	M	0.00	0.00	0.00	16048.46	0.00	0.00	405
406	09/01/2009	O	300.00	0.00	300.00	16348.46	0.00	0.00	406
407	09/02/2009	P	0.00	330.00	-330.00	16018.46	0.00	0.00	407
408	09/30/2009	M	0.00	0.00	0.00	16018.46	0.00	0.00	408
409	10/01/2009	O	300.00	0.00	300.00	16318.46	0.00	0.00	409
410	10/19/2009	P	0.00	330.00	-330.00	15988.46	0.00	0.00	410
411	10/31/2009	M	0.00	0.00	0.00	15988.46	0.00	0.00	411
412	11/01/2009	O	300.00	0.00	300.00	16288.46	0.00	0.00	412
413	11/30/2009	M	0.00	0.00	0.00	16288.46	0.00	0.00	413
414	12/01/2009	O	300.00	0.00	300.00	16588.46	0.00	0.00	414
415	12/07/2009	P	0.00	330.00	-330.00	16258.46	0.00	0.00	415
416	12/07/2009	P	0.00	330.00	-330.00	15928.46	0.00	0.00	416
417	12/14/2009	R	0.00	0.00	0.00	15928.46	0.00	0.00	417
418	12/21/2009	R	0.00	0.00	0.00	15928.46	0.00	0.00	418
419	12/28/2009	R	0.00	0.00	0.00	15928.46	0.00	0.00	419
420	12/31/2009	M	0.00	0.00	0.00	15928.46	0.00	0.00	420
421	01/01/2010	O	300.00	0.00	300.00	16228.46	0.00	0.00	421
422	01/04/2010	R	0.00	0.00	0.00	16228.46	0.00	0.00	422
423	01/11/2010	P	0.00	330.00	-330.00	15898.46	0.00	0.00	423
424	01/25/2010	R	0.00	0.00	0.00	15898.46	0.00	0.00	424
425	01/31/2010	M	0.00	0.00	0.00	15898.46	0.00	0.00	425
426	02/01/2010	O	300.00	0.00	300.00	16198.46	0.00	0.00	426
427	02/02/2010	R	0.00	0.00	0.00	16198.46	0.00	0.00	427
428	02/08/2010	R	0.00	0.00	0.00	16198.46	0.00	0.00	428
429	02/28/2010	M	0.00	0.00	0.00	16198.46	0.00	0.00	429



Event Date	Event Type	Current Amount Due	NCP Paid	Unjudicated Arrears		Judicated Arrears			
				Adjustment Amount	Running Balance	Adjustment Amount	Running Balance		
430	03/01/2010	O	300.00	0.00	300.00	16498.46	0.00	0.00	430
431	03/04/2010	P	0.00	-330.00	-330.00	16168.46	0.00	0.00	431
432	03/04/2010	P	0.00	-330.00	-660.00	15838.46	0.00	0.00	432
433	03/29/2010	P	0.00	-5943.82	-6603.82	9894.64	0.00	0.00	433
434	03/31/2010	M	0.00	0.00	-6603.82	9894.64	0.00	0.00	434
435	04/01/2010	O	300.00	300.00	-6303.82	10194.64	0.00	0.00	435
436	04/11/2010	P	0.00	-50.13	-6353.95	10144.51	0.00	0.00	436
437	04/30/2010	M	0.00	0.00	-6353.95	10144.51	0.00	0.00	437
438	05/01/2010	O	300.00	0.00	-6053.95	10444.51	0.00	0.00	438
439	05/03/2010	P	0.00	-330.00	-6383.95	10114.51	0.00	0.00	439
440	05/03/2010	P	0.00	-330.00	-6713.95	9784.51	0.00	0.00	440
441	05/31/2010	M	0.00	0.00	-6713.95	9784.51	0.00	0.00	441
442	06/01/2010	O	300.00	300.00	-6413.95	10084.51	0.00	0.00	442
443	06/28/2010	P	0.00	-330.00	-6743.95	9754.51	0.00	0.00	443
444	06/30/2010	M	0.00	0.00	-6743.95	9754.51	0.00	0.00	444
445	07/01/2010	O	300.00	0.00	-6443.95	10054.51	0.00	0.00	445
446	07/19/2010	P	0.00	-330.00	-6773.95	9724.51	0.00	0.00	446
447	07/31/2010	M	0.00	0.00	-6773.95	9724.51	0.00	0.00	447
448	08/01/2010	O	300.00	0.00	-6473.95	10024.51	0.00	0.00	448
449	08/23/2010	P	0.00	-330.00	-6803.95	9694.51	0.00	0.00	449
450	08/31/2010	M	0.00	0.00	-6803.95	9694.51	0.00	0.00	450
451	09/01/2010	O	300.00	0.00	-6503.95	9994.51	0.00	0.00	451
452	09/03/2010	P	0.00	-330.00	-6833.95	9664.51	0.00	0.00	452
453	09/07/2010	R	0.00	0.00	-6833.95	9664.51	0.00	0.00	453
454	09/13/2010	R	0.00	0.00	-6833.95	9664.51	0.00	0.00	454
455	09/20/2010	R	0.00	0.00	-6833.95	9664.51	0.00	0.00	455
456	09/29/2010	R	0.00	0.00	-6833.95	9664.51	0.00	0.00	456
457	09/30/2010	M	0.00	0.00	-6833.95	9664.51	0.00	0.00	457
458	10/01/2010	O	300.00	300.00	-6533.95	9964.51	0.00	0.00	458
459	10/11/2010	R	0.00	0.00	-6533.95	9964.51	0.00	0.00	459
460	10/14/2010	R	0.00	0.00	-6533.95	9964.51	0.00	0.00	460
461	10/22/2010	R	0.00	0.00	-6533.95	9964.51	0.00	0.00	461
462	10/25/2010	P	0.00	-120.87	-6654.82	9843.64	0.00	0.00	462
463	10/27/2010	R	0.00	0.00	-6654.82	9843.64	0.00	0.00	463



Event Date	Event Type	Current Amount Due	NCP Paid	Unadjudicated Arrears		Adjudicated Arrears		
				Adjustment Amount	Running Balance	Adjustment Amount	Running Balance	
464	10/31/2010	M	0.00	0.00	9843.64	0.00	0.00	464
465	11/01/2010	O	0.00	300.00	10143.64	0.00	0.00	465
466	11/01/2010	R	0.00	0.00	10143.64	0.00	0.00	466
467	11/10/2010	R	0.00	0.00	10143.64	0.00	0.00	467
468	11/17/2010	R	0.00	0.00	10143.64	0.00	0.00	468
469	11/19/2010	P	0.00	188.38	9955.26	0.00	0.00	469
470	11/29/2010	R	0.00	0.00	9955.26	0.00	0.00	470
471	11/30/2010	M	0.00	0.00	9955.26	0.00	0.00	471
472	12/01/2010	O	0.00	300.00	10255.26	0.00	0.00	472
473	12/06/2010	R	0.00	0.00	10255.26	0.00	0.00	473
474	12/13/2010	R	0.00	0.00	10255.26	0.00	0.00	474
475	12/31/2010	M	0.00	0.00	10255.26	0.00	0.00	475
476	01/01/2011	O	0.00	300.00	10555.26	0.00	0.00	476
477	01/14/2011	P	0.00	292.91	10262.35	0.00	0.00	477
478	01/14/2011	P	0.00	253.55	10008.80	0.00	0.00	478
479	01/31/2011	M	0.00	0.00	10008.80	0.00	0.00	479
480	02/01/2011	O	0.00	300.00	10308.80	0.00	0.00	480
481	02/22/2011	P	0.00	330.00	9978.80	0.00	0.00	481
482	02/22/2011	R	0.00	0.00	9978.80	0.00	0.00	482
483	02/28/2011	R	0.00	0.00	9978.80	0.00	0.00	483
484	02/28/2011	M	0.00	0.00	9978.80	0.00	0.00	484
485	03/01/2011	O	0.00	300.00	10278.80	0.00	0.00	485
486	03/07/2011	R	0.00	0.00	10278.80	0.00	0.00	486
487	03/14/2011	R	0.00	0.00	10278.80	0.00	0.00	487
488	03/16/2011	P	0.00	239.05	10039.75	0.00	0.00	488
489	03/21/2011	R	0.00	0.00	10039.75	0.00	0.00	489
490	03/28/2011	R	0.00	0.00	10039.75	0.00	0.00	490
491	03/31/2011	M	0.00	0.00	10039.75	0.00	0.00	491
492	04/01/2011	O	0.00	300.00	10339.75	0.00	0.00	492
493	04/06/2011	R	0.00	0.00	10339.75	0.00	0.00	493
494	04/11/2011	P	0.00	286.89	10052.86	0.00	0.00	494
495	04/11/2011	R	0.00	0.00	10052.86	0.00	0.00	495
496	04/19/2011	R	0.00	0.00	10052.86	0.00	0.00	496
497	04/25/2011	R	0.00	0.00	10052.86	0.00	0.00	497



Event Date	Event Type	Current Amount Due	NCP Paid	Unadjudicated Arrears		Adjudicated Arrears		
				Adjustment Amount	Running Balance	Adjustment Amount	Running Balance	
498	04/30/2011	M	0.00	0.00	10052.86	0.00	0.00	498
499	05/01/2011	O	300.00	300.00	10352.86	0.00	0.00	499
500	05/03/2011	R	0.00	0.00	10352.86	0.00	0.00	500
501	05/09/2011	R	0.00	0.00	10352.86	0.00	0.00	501
502	05/23/2011	P	0.00	-2013.99	8338.87	0.00	0.00	502
503	05/23/2011	R	0.00	0.00	8338.87	0.00	0.00	503
504	05/31/2011	P	0.00	-286.89	8051.98	0.00	0.00	504
505	05/31/2011	R	0.00	0.00	8051.98	0.00	0.00	505
506	05/31/2011	M	0.00	0.00	8051.98	0.00	0.00	506
507	06/01/2011	O	300.00	300.00	8351.98	0.00	0.00	507
508	06/01/2011	R	0.00	0.00	8351.98	0.00	0.00	508
509	06/10/2011	P	0.00	-286.89	8065.09	0.00	0.00	509
510	06/13/2011	R	0.00	0.00	8065.09	0.00	0.00	510
511	06/20/2011	R	0.00	0.00	8065.09	0.00	0.00	511
512	06/27/2011	R	0.00	0.00	8065.09	0.00	0.00	512
513	06/30/2011	M	0.00	0.00	8065.09	0.00	0.00	513
514	07/01/2011	O	300.00	300.00	8365.09	0.00	0.00	514
515	07/01/2011	R	0.00	0.00	8365.09	0.00	0.00	515
516	07/11/2011	R	0.00	0.00	8365.09	0.00	0.00	516
517	07/15/2011	P	0.00	-261.28	8103.81	0.00	0.00	517
518	07/18/2011	R	0.00	0.00	8103.81	0.00	0.00	518
519	07/25/2011	R	0.00	0.00	8103.81	0.00	0.00	519
520	07/31/2011	M	0.00	0.00	8103.81	0.00	0.00	520
521	08/01/2011	O	300.00	300.00	8403.81	0.00	0.00	521
522	08/01/2011	R	0.00	0.00	8403.81	0.00	0.00	522
523	08/11/2011	P	0.00	-286.89	8116.92	0.00	0.00	523
524	08/11/2011	R	0.00	0.00	8116.92	0.00	0.00	524
525	08/15/2011	R	0.00	0.00	8116.92	0.00	0.00	525
526	08/22/2011	R	0.00	0.00	8116.92	0.00	0.00	526
527	08/29/2011	R	0.00	0.00	8116.92	0.00	0.00	527
528	08/31/2011	M	0.00	0.00	8116.92	0.00	0.00	528
529	09/01/2011	O	300.00	300.00	8416.92	0.00	0.00	529
530	09/06/2011	R	0.00	0.00	8416.92	0.00	0.00	530
531	09/12/2011	R	0.00	0.00	8416.92	0.00	0.00	531




Event Date	Event Type	Current Amount Due	NCP Paid	Unadjudicated Arrears		Adjudicated Arrears			
				Adjustment Amount	Running Balance	Adjustment Amount	Running Balance		
532	09/19/2011	R	0.00	0.00	8416.92	0.00	0.00	532	
533	09/26/2011	P	0.00	-330.00	8086.92	0.00	0.00	533	
534	09/26/2011	R	0.00	0.00	8086.92	0.00	0.00	534	
535	09/30/2011	M	0.00	0.00	8086.92	0.00	0.00	535	
536	10/01/2011	O	300.00	300.00	8386.92	0.00	0.00	536	
537	10/03/2011	R	0.00	0.00	8386.92	0.00	0.00	537	
538	10/11/2011	R	0.00	0.00	8386.92	0.00	0.00	538	
539	10/17/2011	P	0.00	-300.00	8086.92	0.00	0.00	539	
540	10/17/2011	R	0.00	0.00	8086.92	0.00	0.00	540	
541	10/26/2011	R	0.00	0.00	8086.92	0.00	0.00	541	
542	10/31/2011	R	0.00	0.00	8086.92	0.00	0.00	542	
543	10/31/2011	M	0.00	0.00	8086.92	0.00	0.00	543	
544	11/01/2011	O	300.00	300.00	8386.92	0.00	0.00	544	
545	11/07/2011	R	0.00	0.00	8386.92	0.00	0.00	545	
546	11/14/2011	P	0.00	-303.77	8086.92	0.00	0.00	546	
547	11/17/2011	R	0.00	0.00	8086.92	0.00	0.00	547	
548	11/28/2011	R	0.00	0.00	8086.92	0.00	0.00	548	
549	11/30/2011	M	0.00	0.00	8086.92	0.00	0.00	549	
550	12/01/2011	O	300.00	300.00	8386.92	0.00	0.00	550	
551	12/01/2011	R	0.00	0.00	8386.92	0.00	0.00	551	
552	12/12/2011	R	0.00	0.00	8386.92	0.00	0.00	552	
553	12/19/2011	R	0.00	0.00	8386.92	0.00	0.00	553	
554	12/22/2011	P	0.00	-307.62	8086.92	0.00	0.00	554	
555	12/27/2011	R	0.00	0.00	8086.92	0.00	0.00	555	
556	12/31/2011	M	0.00	0.00	8086.92	0.00	0.00	556	
557	01/01/2012	O	300.00	300.00	8386.92	0.00	0.00	557	
558	01/03/2012	R	0.00	0.00	8386.92	0.00	0.00	558	
559	01/09/2012	R	0.00	0.00	8386.92	0.00	0.00	559	
560	01/17/2012	R	0.00	0.00	8386.92	0.00	0.00	560	
561	01/23/2012	P	0.00	-307.62	8086.92	0.00	0.00	561	
562	01/23/2012	R	0.00	0.00	8086.92	0.00	0.00	562	
563	01/30/2012	R	0.00	0.00	8086.92	0.00	0.00	563	
564	01/31/2012	M	0.00	0.00	8086.92	0.00	0.00	564	
Totals:				\$45600.00	\$44121.31	\$0.00	\$8086.92	\$0.00	\$0.00



Total Unadjudicated: \$8086.92
Total Adjudicated: \$0.00
Total Arrears: \$8086.92

COPIES



Custodian Financial Audit (part 2 of 2)

Run Date: 02/23/2012
 Run Time: 10:17 AM

NCP Name: Johnson, Alaina
 CST Name: Bachstein, Sandra

Case ID: 092934000A
 Docket#: 96UR0032

Office: 03

Prepared By: ACRONN
 Last Updated By: LDAVIS

Prepared By Date: 02/23/2012
 Last Updated By Date: 02/22/2012

Provision Type: Child Support

Event Date	Event Type	Current Amount Due	NCP Paid	Unadjudicated Interest (On UA)		Unadjudicated Interest (On AA)		Adjudicated Interest		Unadjudicated Penalty		Adjudicated Penalty	
				Adjust Amount	Running Balance	Adjust Amount	Running Balance	Adjust Amount	Running Balance	Adjust Amount	Running Balance	Adjust Amount	Running Balance
06/01/1999	J	0.00	0.00	0.00	0.00	0.00	0.00	0.00	0.00	0.00	0.00	0.00	0.00
06/01/1999	O	300.00	0.00	0.00	0.00	0.00	0.00	0.00	0.00	0.00	0.00	0.00	0.00
07/01/1999	O	300.00	0.00	0.00	0.00	0.00	0.00	0.00	0.00	0.00	0.00	0.00	0.00
08/01/1999	O	300.00	0.00	0.00	0.00	0.00	0.00	0.00	0.00	0.00	0.00	0.00	0.00
09/01/1999	O	300.00	0.00	0.00	0.00	0.00	0.00	0.00	0.00	0.00	0.00	0.00	0.00
10/01/1999	O	300.00	0.00	0.00	0.00	0.00	0.00	0.00	0.00	0.00	0.00	0.00	0.00
11/01/1999	O	300.00	0.00	0.00	0.00	0.00	0.00	0.00	0.00	0.00	0.00	0.00	0.00
12/01/1999	O	300.00	0.00	0.00	0.00	0.00	0.00	0.00	0.00	0.00	0.00	0.00	0.00
01/01/2000	O	300.00	0.00	0.00	0.00	0.00	0.00	0.00	0.00	0.00	0.00	0.00	0.00
02/01/2000	O	300.00	0.00	0.00	0.00	0.00	0.00	0.00	0.00	0.00	0.00	0.00	0.00
03/01/2000	O	300.00	0.00	0.00	0.00	0.00	0.00	0.00	0.00	0.00	0.00	0.00	0.00
04/01/2000	O	300.00	0.00	0.00	0.00	0.00	0.00	0.00	0.00	0.00	0.00	0.00	0.00
05/01/2000	O	300.00	0.00	0.00	0.00	0.00	0.00	0.00	0.00	0.00	0.00	0.00	0.00
06/01/2000	O	300.00	0.00	0.00	0.00	0.00	0.00	0.00	0.00	0.00	0.00	0.00	0.00
07/01/2000	O	300.00	0.00	0.00	0.00	0.00	0.00	0.00	0.00	0.00	0.00	0.00	0.00
07/22/2000	A	0.00	0.00	0.00	0.00	0.00	0.00	0.00	0.00	0.00	0.00	0.00	0.00
08/01/2000	O	300.00	0.00	0.00	0.00	0.00	0.00	0.00	0.00	0.00	0.00	0.00	0.00
09/01/2000	O	300.00	0.00	0.00	0.00	0.00	0.00	0.00	0.00	0.00	0.00	0.00	0.00
10/01/2000	O	300.00	0.00	0.00	0.00	0.00	0.00	0.00	0.00	0.00	0.00	0.00	0.00
11/01/2000	O	300.00	0.00	0.00	0.00	0.00	0.00	0.00	0.00	0.00	0.00	0.00	0.00



Event Date	Event Type	Current Amount Due	NCP Paid	Unadjudicated Interest (On UA)		Unadjudicated Interest (On AA)		Adjudicated Interest		Unadjudicated Penalty		Adjudicated Penalty	
				Adjust Amount	Running Balance	Adjust Amount	Running Balance	Adjust Amount	Running Balance	Adjust Amount	Running Balance	Adjust Amount	Running Balance
21 12/01/2000	O	300.00	0.00	0.00	0.00	0.00	0.00	0.00	0.00	0.00	0.00	0.00	0.00
22 12/01/2000	R	0.00	0.00	0.00	0.00	0.00	0.00	0.00	0.00	0.00	0.00	0.00	0.00
23 01/01/2001	O	300.00	0.00	0.00	0.00	0.00	0.00	0.00	0.00	0.00	0.00	0.00	0.00
24 02/01/2001	O	300.00	0.00	0.00	0.00	0.00	0.00	0.00	0.00	0.00	0.00	0.00	0.00
25 03/01/2001	O	300.00	0.00	0.00	0.00	0.00	0.00	0.00	0.00	0.00	0.00	0.00	0.00
26 04/01/2001	O	300.00	0.00	0.00	0.00	0.00	0.00	0.00	0.00	0.00	0.00	0.00	0.00
27 05/01/2001	O	300.00	0.00	0.00	0.00	0.00	0.00	0.00	0.00	0.00	0.00	0.00	0.00
28 05/11/2001	P	0.00	345.00	0.00	0.00	0.00	0.00	0.00	0.00	0.00	0.00	0.00	0.00
29 06/01/2001	O	300.00	0.00	0.00	0.00	0.00	0.00	0.00	0.00	0.00	0.00	0.00	0.00
30 06/21/2001	P	0.00	281.00	0.00	0.00	0.00	0.00	0.00	0.00	0.00	0.00	0.00	0.00
31 07/01/2001	O	300.00	0.00	0.00	0.00	0.00	0.00	0.00	0.00	0.00	0.00	0.00	0.00
32 08/01/2001	O	300.00	0.00	0.00	0.00	0.00	0.00	0.00	0.00	0.00	0.00	0.00	0.00
33 09/01/2001	O	300.00	0.00	0.00	0.00	0.00	0.00	0.00	0.00	0.00	0.00	0.00	0.00
34 10/01/2001	O	300.00	0.00	0.00	0.00	0.00	0.00	0.00	0.00	0.00	0.00	0.00	0.00
35 11/01/2001	O	300.00	0.00	0.00	0.00	0.00	0.00	0.00	0.00	0.00	0.00	0.00	0.00
36 12/01/2001	O	300.00	0.00	0.00	0.00	0.00	0.00	0.00	0.00	0.00	0.00	0.00	0.00
37 01/01/2002	O	300.00	0.00	0.00	0.00	0.00	0.00	0.00	0.00	0.00	0.00	0.00	0.00
38 02/01/2002	O	300.00	0.00	0.00	0.00	0.00	0.00	0.00	0.00	0.00	0.00	0.00	0.00
39 03/01/2002	O	300.00	0.00	0.00	0.00	0.00	0.00	0.00	0.00	0.00	0.00	0.00	0.00
40 04/01/2002	O	300.00	0.00	0.00	0.00	0.00	0.00	0.00	0.00	0.00	0.00	0.00	0.00
41 05/01/2002	O	300.00	0.00	0.00	0.00	0.00	0.00	0.00	0.00	0.00	0.00	0.00	0.00
42 06/01/2002	O	300.00	0.00	0.00	0.00	0.00	0.00	0.00	0.00	0.00	0.00	0.00	0.00
43 07/01/2002	O	300.00	0.00	0.00	0.00	0.00	0.00	0.00	0.00	0.00	0.00	0.00	0.00
44 08/01/2002	O	300.00	0.00	0.00	0.00	0.00	0.00	0.00	0.00	0.00	0.00	0.00	0.00
45 09/01/2002	O	300.00	0.00	0.00	0.00	0.00	0.00	0.00	0.00	0.00	0.00	0.00	0.00
46 10/01/2002	O	300.00	0.00	0.00	0.00	0.00	0.00	0.00	0.00	0.00	0.00	0.00	0.00
47 11/01/2002	O	300.00	0.00	0.00	0.00	0.00	0.00	0.00	0.00	0.00	0.00	0.00	0.00
48 12/01/2002	O	300.00	0.00	0.00	0.00	0.00	0.00	0.00	0.00	0.00	0.00	0.00	0.00
49 01/01/2003	O	300.00	0.00	0.00	0.00	0.00	0.00	0.00	0.00	0.00	0.00	0.00	0.00
50 02/01/2003	O	300.00	0.00	0.00	0.00	0.00	0.00	0.00	0.00	0.00	0.00	0.00	0.00
51 03/01/2003	O	300.00	0.00	0.00	0.00	0.00	0.00	0.00	0.00	0.00	0.00	0.00	0.00
52 04/01/2003	O	300.00	0.00	0.00	0.00	0.00	0.00	0.00	0.00	0.00	0.00	0.00	0.00
53 05/01/2003	O	300.00	0.00	0.00	0.00	0.00	0.00	0.00	0.00	0.00	0.00	0.00	0.00



Event Date	Event Type	Current Amount Due	NCP Paid	Unadjudicated Interest (On UA)		Unadjudicated Interest (On AA)		Adjudicated Interest		Unadjudicated Penalty		Adjudicated Penalty	
				Adjust Amount	Running Balance	Adjust Amount	Running Balance	Adjust Amount	Running Balance	Adjust Amount	Running Balance	Adjust Amount	Running Balance
54 06/01/2003	O	300.00	0.00	0.00	0.00	0.00	0.00	0.00	0.00	0.00	0.00	0.00	0.00
55 07/01/2003	O	300.00	0.00	0.00	0.00	0.00	0.00	0.00	0.00	0.00	0.00	0.00	0.00
56 08/01/2003	O	300.00	0.00	0.00	0.00	0.00	0.00	0.00	0.00	0.00	0.00	0.00	0.00
57 08/11/2003	P	0.00	165.00	0.00	0.00	0.00	0.00	0.00	0.00	0.00	0.00	0.00	0.00
58 08/21/2003	P	0.00	165.00	0.00	0.00	0.00	0.00	0.00	0.00	0.00	0.00	0.00	0.00
59 09/01/2003	O	300.00	0.00	0.00	0.00	0.00	0.00	0.00	0.00	0.00	0.00	0.00	0.00
60 09/03/2003	P	0.00	165.00	0.00	0.00	0.00	0.00	0.00	0.00	0.00	0.00	0.00	0.00
61 09/15/2003	P	0.00	165.00	0.00	0.00	0.00	0.00	0.00	0.00	0.00	0.00	0.00	0.00
62 10/01/2003	O	300.00	0.00	0.00	0.00	0.00	0.00	0.00	0.00	0.00	0.00	0.00	0.00
63 10/20/2003	P	0.00	165.00	0.00	0.00	0.00	0.00	0.00	0.00	0.00	0.00	0.00	0.00
64 10/20/2003	P	0.00	165.00	0.00	0.00	0.00	0.00	0.00	0.00	0.00	0.00	0.00	0.00
65 11/01/2003	O	300.00	0.00	0.00	0.00	0.00	0.00	0.00	0.00	0.00	0.00	0.00	0.00
66 11/04/2003	P	0.00	156.86	0.00	0.00	0.00	0.00	0.00	0.00	0.00	0.00	0.00	0.00
67 12/01/2003	O	300.00	0.00	0.00	0.00	0.00	0.00	0.00	0.00	0.00	0.00	0.00	0.00
68 12/01/2003	P	0.00	165.00	0.00	0.00	0.00	0.00	0.00	0.00	0.00	0.00	0.00	0.00
69 12/10/2003	P	0.00	165.00	0.00	0.00	0.00	0.00	0.00	0.00	0.00	0.00	0.00	0.00
70 12/22/2003	P	0.00	165.00	0.00	0.00	0.00	0.00	0.00	0.00	0.00	0.00	0.00	0.00
71 01/01/2004	O	300.00	0.00	0.00	0.00	0.00	0.00	0.00	0.00	0.00	0.00	0.00	0.00
72 01/05/2004	P	0.00	165.00	0.00	0.00	0.00	0.00	0.00	0.00	0.00	0.00	0.00	0.00
73 01/14/2004	P	0.00	165.00	0.00	0.00	0.00	0.00	0.00	0.00	0.00	0.00	0.00	0.00
74 02/01/2004	O	300.00	0.00	0.00	0.00	0.00	0.00	0.00	0.00	0.00	0.00	0.00	0.00
75 02/12/2004	P	0.00	164.93	0.00	0.00	0.00	0.00	0.00	0.00	0.00	0.00	0.00	0.00
76 02/12/2004	P	0.00	165.00	0.00	0.00	0.00	0.00	0.00	0.00	0.00	0.00	0.00	0.00
77 03/01/2004	O	300.00	0.00	0.00	0.00	0.00	0.00	0.00	0.00	0.00	0.00	0.00	0.00
78 03/01/2004	P	0.00	165.00	0.00	0.00	0.00	0.00	0.00	0.00	0.00	0.00	0.00	0.00
79 03/12/2004	P	0.00	165.00	0.00	0.00	0.00	0.00	0.00	0.00	0.00	0.00	0.00	0.00
80 04/01/2004	O	300.00	0.00	0.00	0.00	0.00	0.00	0.00	0.00	0.00	0.00	0.00	0.00
81 04/02/2004	P	0.00	165.00	0.00	0.00	0.00	0.00	0.00	0.00	0.00	0.00	0.00	0.00
82 04/13/2004	P	0.00	165.00	0.00	0.00	0.00	0.00	0.00	0.00	0.00	0.00	0.00	0.00
83 04/15/2004	P	0.00	562.00	0.00	0.00	0.00	0.00	0.00	0.00	0.00	0.00	0.00	0.00
84 04/26/2004	P	0.00	165.00	0.00	0.00	0.00	0.00	0.00	0.00	0.00	0.00	0.00	0.00
85 05/01/2004	O	300.00	0.00	0.00	0.00	0.00	0.00	0.00	0.00	0.00	0.00	0.00	0.00
86 05/25/2004	P	0.00	165.00	0.00	0.00	0.00	0.00	0.00	0.00	0.00	0.00	0.00	0.00



Event Date	Event Type	Current Amount Due	NCP Paid	Unadjudicated Interest (On UA)		Unadjudicated Interest (On AA)		Adjudicated Interest		Unadjudicated Penalty		Adjudicated Penalty	
				Adjust Amount	Running Balance	Adjust Amount	Running Balance	Adjust Amount	Running Balance	Adjust Amount	Running Balance	Adjust Amount	Running Balance
87	06/01/2004	O	300.00	0.00	0.00	0.00	0.00	0.00	0.00	0.00	0.00	0.00	0.00
88	06/08/2004	P	0.00	165.00	0.00	0.00	0.00	0.00	0.00	0.00	0.00	0.00	0.00
89	06/28/2004	P	0.00	330.00	0.00	0.00	0.00	0.00	0.00	0.00	0.00	0.00	0.00
90	07/01/2004	O	300.00	0.00	0.00	0.00	0.00	0.00	0.00	0.00	0.00	0.00	0.00
91	07/12/2004	P	0.00	165.00	0.00	0.00	0.00	0.00	0.00	0.00	0.00	0.00	0.00
92	07/29/2004	P	0.00	165.00	0.00	0.00	0.00	0.00	0.00	0.00	0.00	0.00	0.00
93	07/31/2004	M	0.00	0.00	73.32	73.32	27.87	27.87	0.00	0.00	0.00	0.00	0.00
94	08/01/2004	O	300.00	0.00	0.00	0.00	27.87	27.87	0.00	0.00	0.00	0.00	0.00
95	08/20/2004	P	0.00	165.00	0.00	0.00	0.00	0.00	0.00	0.00	0.00	0.00	0.00
96	08/31/2004	M	0.00	0.00	74.03	147.35	27.87	55.74	0.00	0.00	0.00	0.00	0.00
97	09/01/2004	O	300.00	0.00	0.00	0.00	0.00	0.00	0.00	0.00	0.00	0.00	0.00
98	09/03/2004	P	0.00	165.00	0.00	0.00	0.00	0.00	0.00	0.00	0.00	0.00	0.00
99	09/13/2004	P	0.00	165.00	0.00	0.00	0.00	0.00	0.00	0.00	0.00	0.00	0.00
100	09/30/2004	M	0.00	0.00	74.03	221.38	27.72	83.46	0.00	0.00	0.00	0.00	0.00
101	10/01/2004	O	300.00	0.00	0.00	0.00	0.00	83.46	0.00	0.00	0.00	0.00	0.00
102	10/04/2004	P	0.00	165.00	0.00	0.00	0.00	83.46	0.00	0.00	0.00	0.00	0.00
103	10/14/2004	P	0.00	165.00	0.00	0.00	0.00	83.46	0.00	0.00	0.00	0.00	0.00
104	10/31/2004	M	0.00	0.00	74.03	295.41	27.56	111.02	0.00	0.00	0.00	0.00	0.00
105	11/01/2004	O	300.00	0.00	0.00	0.00	0.00	111.02	0.00	0.00	0.00	0.00	0.00
106	11/01/2004	P	0.00	165.00	0.00	0.00	0.00	111.02	0.00	0.00	0.00	0.00	0.00
107	11/12/2004	P	0.00	165.00	0.00	0.00	0.00	111.02	0.00	0.00	0.00	0.00	0.00
108	11/30/2004	M	0.00	0.00	74.03	369.44	27.40	138.42	0.00	0.00	0.00	0.00	0.00
109	12/01/2004	O	300.00	0.00	0.00	0.00	0.00	138.42	0.00	0.00	0.00	0.00	0.00
110	12/06/2004	P	0.00	165.00	0.00	0.00	0.00	138.42	0.00	0.00	0.00	0.00	0.00
111	12/27/2004	P	0.00	165.00	0.00	0.00	0.00	138.42	0.00	0.00	0.00	0.00	0.00
112	12/31/2004	M	0.00	0.00	74.03	443.47	27.25	165.67	0.00	0.00	0.00	0.00	0.00
113	01/01/2005	O	300.00	0.00	0.00	0.00	0.00	165.67	0.00	0.00	0.00	0.00	0.00
114	01/12/2005	P	0.00	165.00	0.00	0.00	0.00	165.67	0.00	0.00	0.00	0.00	0.00
115	01/18/2005	P	0.00	165.00	0.00	0.00	0.00	165.67	0.00	0.00	0.00	0.00	0.00
116	01/31/2005	M	0.00	0.00	85.87	529.34	31.43	197.10	0.00	0.00	0.00	0.00	0.00
117	02/01/2005	O	300.00	0.00	0.00	0.00	0.00	197.10	0.00	0.00	0.00	0.00	0.00
118	02/14/2005	P	0.00	165.00	0.00	0.00	0.00	197.10	0.00	0.00	0.00	0.00	0.00
119	02/25/2005	P	0.00	165.00	0.00	0.00	0.00	197.10	0.00	0.00	0.00	0.00	0.00



Event Date	Event Type	Current Amount Due	NCP Paid	Unadjudicated Interest (On UA)		Unadjudicated Interest (On AA)		Adjudicated Interest		Unadjudicated Penalty		Adjudicated Penalty	
				Adjust Amount	Running Balance	Adjust Amount	Running Balance	Adjust Amount	Running Balance	Adjust Amount	Running Balance	Adjust Amount	Running Balance
120	02/28/2005	M	0.00	85.87	615.21	31.25	228.35	0.00	0.00	0.00	0.00	0.00	0.00
121	03/01/2005	O	300.00	0.00	615.21	0.00	228.35	0.00	0.00	0.00	0.00	0.00	0.00
122	03/11/2005	P	0.00	0.00	615.21	0.00	228.35	0.00	0.00	0.00	0.00	0.00	0.00
123	03/11/2005	R	0.00	0.00	615.21	0.00	228.35	0.00	0.00	0.00	0.00	0.00	0.00
124	03/25/2005	P	0.00	0.00	615.21	0.00	228.35	0.00	0.00	0.00	0.00	0.00	0.00
125	03/25/2005	R	0.00	0.00	615.21	0.00	228.35	0.00	0.00	0.00	0.00	0.00	0.00
126	03/31/2005	M	0.00	85.87	701.08	31.06	259.41	0.00	0.00	0.00	0.00	0.00	0.00
127	04/01/2005	O	300.00	0.00	701.08	0.00	259.41	0.00	0.00	0.00	0.00	0.00	0.00
128	04/04/2005	P	0.00	0.00	701.08	0.00	259.41	0.00	0.00	0.00	0.00	0.00	0.00
129	04/08/2005	R	0.00	0.00	701.08	0.00	259.41	0.00	0.00	0.00	0.00	0.00	0.00
130	04/14/2005	P	0.00	0.00	701.08	0.00	259.41	0.00	0.00	0.00	0.00	0.00	0.00
131	04/25/2005	R	0.00	0.00	701.08	0.00	259.41	0.00	0.00	0.00	0.00	0.00	0.00
132	04/30/2005	M	0.00	85.87	786.95	30.96	290.37	0.00	0.00	0.00	0.00	0.00	0.00
133	05/01/2005	O	300.00	0.00	786.95	0.00	290.37	0.00	0.00	0.00	0.00	0.00	0.00
134	05/06/2005	R	0.00	0.00	786.95	0.00	290.37	0.00	0.00	0.00	0.00	0.00	0.00
135	05/13/2005	P	0.00	0.00	786.95	0.00	290.37	0.00	0.00	0.00	0.00	0.00	0.00
136	05/18/2005	P	0.00	0.00	786.95	0.00	290.37	0.00	0.00	0.00	0.00	0.00	0.00
137	05/23/2005	R	0.00	0.00	786.95	0.00	290.37	0.00	0.00	0.00	0.00	0.00	0.00
138	05/31/2005	P	0.00	0.00	786.95	0.00	290.37	0.00	0.00	0.00	0.00	0.00	0.00
139	05/31/2005	M	0.00	85.87	872.82	29.79	320.16	0.00	0.00	0.00	0.00	0.00	0.00
140	06/01/2005	O	300.00	0.00	872.82	0.00	320.16	0.00	0.00	0.00	0.00	0.00	0.00
141	06/03/2005	R	0.00	0.00	872.82	0.00	320.16	0.00	0.00	0.00	0.00	0.00	0.00
142	06/17/2005	R	0.00	0.00	872.82	0.00	320.16	0.00	0.00	0.00	0.00	0.00	0.00
143	06/20/2005	P	0.00	0.00	872.82	0.00	320.16	0.00	0.00	0.00	0.00	0.00	0.00
144	06/30/2005	M	0.00	85.87	958.69	29.61	349.77	0.00	0.00	0.00	0.00	0.00	0.00
145	07/01/2005	O	300.00	0.00	958.69	0.00	349.77	0.00	0.00	0.00	0.00	0.00	0.00
146	07/11/2005	R	0.00	0.00	958.69	0.00	349.77	0.00	0.00	0.00	0.00	0.00	0.00
147	07/15/2005	P	0.00	0.00	958.69	0.00	349.77	0.00	0.00	0.00	0.00	0.00	0.00
148	07/15/2005	R	0.00	0.00	958.69	0.00	349.77	0.00	0.00	0.00	0.00	0.00	0.00
149	07/29/2005	P	0.00	0.00	958.69	0.00	349.77	0.00	0.00	0.00	0.00	0.00	0.00
150	07/29/2005	R	0.00	0.00	958.69	0.00	349.77	0.00	0.00	0.00	0.00	0.00	0.00
151	07/31/2005	M	0.00	97.72	1056.41	33.57	383.34	0.00	0.00	0.00	0.00	0.00	0.00
152	08/01/2005	O	300.00	0.00	1056.41	0.00	383.34	0.00	0.00	0.00	0.00	0.00	0.00



Event Date	Event Type	Current Amount Due	NCP Paid	Unadjudicated Interest (On UA)		Unadjudicated Interest (On AA)		Adjudicated Interest		Unadjudicated Penalty		Adjudicated Penalty	
				Adjust Amount	Running Balance	Adjust Amount	Running Balance	Adjust Amount	Running Balance	Adjust Amount	Running Balance	Adjust Amount	Running Balance
153 08/12/2005	R	0.00	0.00	0.00	1056.41	0.00	383.34	0.00	0.00	0.00	0.00	0.00	0.00
154 08/15/2005	P	0.00	165.00	0.00	1056.41	0.00	383.34	0.00	0.00	0.00	0.00	0.00	0.00
155 08/29/2005	R	0.00	0.00	0.00	1056.41	0.00	383.34	0.00	0.00	0.00	0.00	0.00	0.00
156 08/31/2005	M	0.00	0.00	98.64	1155.05	33.57	416.91	0.00	0.00	13.50	13.50	0.00	0.00
157 09/01/2005	O	300.00	0.00	0.00	1155.05	0.00	416.91	0.00	0.00	0.00	13.50	0.00	0.00
158 09/01/2005	P	0.00	152.39	0.00	1155.05	0.00	416.91	0.00	0.00	0.00	13.50	0.00	0.00
159 09/09/2005	R	0.00	0.00	0.00	1155.05	0.00	416.91	0.00	0.00	0.00	13.50	0.00	0.00
160 09/26/2005	R	0.00	0.00	0.00	1155.05	0.00	416.91	0.00	0.00	0.00	13.50	0.00	0.00
161 09/30/2005	M	0.00	0.00	99.66	1254.71	33.57	450.48	0.00	0.00	14.76	28.26	0.00	0.00
162 10/01/2005	O	300.00	0.00	0.00	1254.71	0.00	450.48	0.00	0.00	0.00	28.26	0.00	0.00
163 10/24/2005	R	0.00	0.00	0.00	1254.71	0.00	450.48	0.00	0.00	0.00	28.26	0.00	0.00
164 10/27/2005	P	0.00	72.63	0.00	1254.71	0.00	450.48	0.00	0.00	0.00	28.26	0.00	0.00
165 10/31/2005	P	0.00	165.00	0.00	1254.71	0.00	450.48	0.00	0.00	0.00	28.26	0.00	0.00
166 10/31/2005	M	0.00	0.00	100.09	1354.80	33.57	484.05	0.00	0.00	6.24	34.50	0.00	0.00
167 11/01/2005	O	300.00	0.00	0.00	1354.80	0.00	484.05	0.00	0.00	0.00	34.50	0.00	0.00
168 11/04/2005	R	0.00	0.00	0.00	1354.80	0.00	484.05	0.00	0.00	0.00	34.50	0.00	0.00
169 11/14/2005	P	0.00	165.00	0.00	1354.80	0.00	484.05	0.00	0.00	0.00	34.50	0.00	0.00
170 11/21/2005	R	0.00	0.00	0.00	1354.80	0.00	484.05	0.00	0.00	0.00	34.50	0.00	0.00
171 11/30/2005	M	0.00	0.00	101.02	1455.82	33.57	517.62	0.00	0.00	13.50	48.00	0.00	0.00
172 12/01/2005	O	300.00	0.00	0.00	1455.82	0.00	517.62	0.00	0.00	0.00	48.00	0.00	0.00
173 12/01/2005	R	0.00	0.00	0.00	1455.82	0.00	517.62	0.00	0.00	0.00	48.00	0.00	0.00
174 12/02/2005	P	0.00	165.00	0.00	1455.82	0.00	517.62	0.00	0.00	0.00	48.00	0.00	0.00
175 12/12/2005	P	0.00	165.00	0.00	1455.82	0.00	517.62	0.00	0.00	0.00	48.00	0.00	0.00
176 12/19/2005	R	0.00	0.00	0.00	1455.82	0.00	517.62	0.00	0.00	0.00	48.00	0.00	0.00
177 12/30/2005	R	0.00	0.00	0.00	1455.82	0.00	517.62	0.00	0.00	0.00	48.00	0.00	0.00
178 12/31/2005	M	0.00	0.00	101.02	1556.84	33.37	550.99	0.00	0.00	0.00	48.00	0.00	0.00
179 01/01/2006	O	300.00	0.00	0.00	1556.84	0.00	550.99	0.00	0.00	0.00	48.00	0.00	0.00
180 01/09/2006	P	0.00	330.00	0.00	1556.84	0.00	550.99	0.00	0.00	0.00	48.00	0.00	0.00
181 01/17/2006	R	0.00	0.00	0.00	1556.84	0.00	550.99	0.00	0.00	0.00	48.00	0.00	0.00
182 01/30/2006	R	0.00	0.00	0.00	1556.84	0.00	550.99	0.00	0.00	0.00	48.00	0.00	0.00
183 01/31/2006	M	0.00	0.00	113.26	1670.10	37.18	588.17	0.00	0.00	0.00	48.00	0.00	0.00
184 02/01/2006	O	300.00	0.00	0.00	1670.10	0.00	588.17	0.00	0.00	0.00	48.00	0.00	0.00
185 02/01/2006	P	0.00	165.00	0.00	1670.10	0.00	588.17	0.00	0.00	0.00	48.00	0.00	0.00



Event Date	Event Type	Current Amount Due	NCP Paid	Unadjudicated Interest (On UA)		Unadjudicated Interest (On AA)		Adjudicated Interest		Unadjudicated Penalty		Adjudicated Penalty	
				Adjust Amount	Running Balance	Adjust Amount	Running Balance	Adjust Amount	Running Balance	Adjust Amount	Running Balance	Adjust Amount	Running Balance
186 02/13/2006	R	0.00	0.00	0.00	1670.10	0.00	588.17	0.00	0.00	0.00	48.00	0.00	0.00
187 02/25/2006	R	0.00	0.00	0.00	1670.10	0.00	588.17	0.00	0.00	0.00	48.00	0.00	0.00
188 02/28/2006	M	0.00	0.00	114.30	1784.40	37.18	625.35	0.00	0.00	13.50	61.50	0.00	0.00
189 03/01/2006	O	300.00	0.00	0.00	1784.40	0.00	625.35	0.00	0.00	0.00	61.50	0.00	0.00
190 03/06/2006	P	0.00	165.00	0.00	1784.40	0.00	625.35	0.00	0.00	0.00	61.50	0.00	0.00
191 03/06/2006	P	0.00	165.00	0.00	1784.40	0.00	625.35	0.00	0.00	0.00	61.50	0.00	0.00
192 03/11/2006	R	0.00	0.00	0.00	1784.40	0.00	625.35	0.00	0.00	0.00	61.50	0.00	0.00
193 03/17/2006	P	0.00	104.34	0.00	1784.40	0.00	625.35	0.00	0.00	0.00	61.50	0.00	0.00
194 03/24/2006	R	0.00	0.00	0.00	1784.40	0.00	625.35	0.00	0.00	0.00	61.50	0.00	0.00
195 03/27/2006	P	0.00	165.00	0.00	1784.40	0.00	625.35	0.00	0.00	0.00	61.50	0.00	0.00
196 03/31/2006	M	0.00	0.00	114.30	1898.70	34.87	660.22	0.00	0.00	0.00	61.50	0.00	0.00
197 04/01/2006	O	300.00	0.00	0.00	1898.70	0.00	660.22	0.00	0.00	0.00	61.50	0.00	0.00
198 04/09/2006	R	0.00	0.00	0.00	1898.70	0.00	660.22	0.00	0.00	0.00	61.50	0.00	0.00
199 04/11/2006	P	0.00	330.00	0.00	1898.70	0.00	660.22	0.00	0.00	0.00	61.50	0.00	0.00
200 04/21/2006	R	0.00	0.00	0.00	1898.70	0.00	660.22	0.00	0.00	0.00	61.50	0.00	0.00
201 04/30/2006	M	0.00	0.00	114.30	2013.00	34.64	694.86	0.00	0.00	0.00	61.50	0.00	0.00
202 05/01/2006	O	300.00	0.00	0.00	2013.00	0.00	694.86	0.00	0.00	0.00	61.50	0.00	0.00
203 05/05/2006	R	0.00	0.00	0.00	2013.00	0.00	694.86	0.00	0.00	0.00	61.50	0.00	0.00
204 05/19/2006	R	0.00	0.00	0.00	2013.00	0.00	694.86	0.00	0.00	0.00	61.50	0.00	0.00
205 05/31/2006	M	0.00	0.00	116.61	2129.61	34.64	729.50	0.00	0.00	30.00	91.50	0.00	0.00
206 06/01/2006	O	300.00	0.00	0.00	2129.61	0.00	729.50	0.00	0.00	0.00	91.50	0.00	0.00
207 06/02/2006	R	0.00	0.00	0.00	2129.61	0.00	729.50	0.00	0.00	0.00	91.50	0.00	0.00
208 06/08/2006	P	0.00	2781.49	0.00	2129.61	0.00	729.50	0.00	0.00	0.00	91.50	0.00	0.00
209 06/19/2006	R	0.00	0.00	0.00	2129.61	0.00	729.50	0.00	0.00	0.00	91.50	0.00	0.00
210 06/30/2006	M	0.00	0.00	118.93	2248.54	13.20	742.70	0.00	0.00	30.00	121.50	0.00	0.00
211 07/01/2006	O	300.00	0.00	0.00	2248.54	0.00	742.70	0.00	0.00	0.00	121.50	0.00	0.00
212 07/03/2006	R	0.00	0.00	0.00	2248.54	0.00	742.70	0.00	0.00	0.00	121.50	0.00	0.00
213 07/18/2006	R	0.00	0.00	0.00	2248.54	0.00	742.70	0.00	0.00	0.00	121.50	0.00	0.00
214 07/29/2006	R	0.00	0.00	0.00	2248.54	0.00	742.70	0.00	0.00	0.00	121.50	0.00	0.00
215 07/31/2006	M	0.00	0.00	134.34	2382.88	14.63	757.33	0.00	0.00	30.00	151.50	0.00	0.00
216 08/01/2006	O	300.00	0.00	0.00	2382.88	0.00	757.33	0.00	0.00	0.00	151.50	0.00	0.00
217 08/14/2006	R	0.00	0.00	0.00	2382.88	0.00	757.33	0.00	0.00	0.00	151.50	0.00	0.00
218 08/25/2006	R	0.00	0.00	0.00	2382.88	0.00	757.33	0.00	0.00	0.00	151.50	0.00	0.00



Event Date	Event Type	Current Amount Due	NCP Paid	Unadjudicated Interest (On UA)		Unadjudicated Interest (On AA)		Adjudicated Interest		Unadjudicated Penalty		Adjudicated Penalty	
				Adjust Amount	Running Balance	Adjust Amount	Running Balance	Adjust Amount	Running Balance	Adjust Amount	Running Balance	Adjust Amount	Running Balance
219 08/31/2006	M	0.00	0.00	136.91	2519.79	14.63	771.96	0.00	0.00	30.00	181.50	0.00	0.00
220 09/01/2006	O	300.00	0.00	0.00	2519.79	0.00	771.96	0.00	0.00	0.00	181.50	0.00	0.00
221 09/08/2006	R	0.00	0.00	0.00	2519.79	0.00	771.96	0.00	0.00	0.00	181.50	0.00	0.00
222 09/25/2006	R	0.00	0.00	0.00	2519.79	0.00	771.96	0.00	0.00	0.00	181.50	0.00	0.00
223 09/30/2006	M	0.00	0.00	139.47	2659.26	14.63	786.59	0.00	0.00	30.00	211.50	0.00	0.00
224 10/01/2006	O	300.00	0.00	0.00	2659.26	0.00	786.59	0.00	0.00	0.00	211.50	0.00	0.00
225 10/06/2006	R	0.00	0.00	0.00	2659.26	0.00	786.59	0.00	0.00	0.00	211.50	0.00	0.00
226 10/20/2006	R	0.00	0.00	0.00	2659.26	0.00	786.59	0.00	0.00	0.00	211.50	0.00	0.00
227 10/31/2006	M	0.00	0.00	142.03	2801.29	14.63	801.22	0.00	0.00	30.00	241.50	0.00	0.00
228 11/01/2006	O	300.00	0.00	0.00	2801.29	0.00	801.22	0.00	0.00	0.00	241.50	0.00	0.00
229 11/06/2006	R	0.00	0.00	0.00	2801.29	0.00	801.22	0.00	0.00	0.00	241.50	0.00	0.00
230 11/20/2006	R	0.00	0.00	0.00	2801.29	0.00	801.22	0.00	0.00	0.00	241.50	0.00	0.00
231 11/30/2006	M	0.00	0.00	144.59	2945.88	14.63	815.85	0.00	0.00	30.00	271.50	0.00	0.00
232 12/01/2006	O	300.00	0.00	0.00	2945.88	0.00	815.85	0.00	0.00	0.00	271.50	0.00	0.00
233 12/01/2006	R	0.00	0.00	0.00	2945.88	0.00	815.85	0.00	0.00	0.00	271.50	0.00	0.00
234 12/15/2006	R	0.00	0.00	0.00	2945.88	0.00	815.85	0.00	0.00	0.00	271.50	0.00	0.00
235 12/29/2006	R	0.00	0.00	0.00	2945.88	0.00	815.85	0.00	0.00	0.00	271.50	0.00	0.00
236 12/31/2006	M	0.00	0.00	147.16	3093.04	14.63	830.48	0.00	0.00	30.00	301.50	0.00	0.00
237 01/01/2007	O	300.00	0.00	0.00	3093.04	0.00	830.48	0.00	0.00	0.00	301.50	0.00	0.00
238 01/12/2007	R	0.00	0.00	0.00	3093.04	0.00	830.48	0.00	0.00	0.00	301.50	0.00	0.00
239 01/29/2007	R	0.00	0.00	0.00	3093.04	0.00	830.48	0.00	0.00	0.00	301.50	0.00	0.00
240 01/31/2007	M	0.00	0.00	149.72	3242.76	14.63	845.11	0.00	0.00	30.00	331.50	0.00	0.00
241 02/01/2007	O	300.00	0.00	0.00	3242.76	0.00	845.11	0.00	0.00	0.00	331.50	0.00	0.00
242 02/12/2007	R	0.00	0.00	0.00	3242.76	0.00	845.11	0.00	0.00	0.00	331.50	0.00	0.00
243 02/23/2007	R	0.00	0.00	0.00	3242.76	0.00	845.11	0.00	0.00	0.00	331.50	0.00	0.00
244 02/27/2007	P	0.00	152.31	0.00	3242.76	0.00	845.11	0.00	0.00	0.00	331.50	0.00	0.00
245 02/28/2007	M	0.00	0.00	150.98	3393.74	14.63	859.74	0.00	0.00	14.77	346.27	0.00	0.00
246 03/01/2007	O	300.00	0.00	0.00	3393.74	0.00	859.74	0.00	0.00	0.00	346.27	0.00	0.00
247 03/09/2007	R	0.00	0.00	0.00	3393.74	0.00	859.74	0.00	0.00	0.00	346.27	0.00	0.00
248 03/13/2007	P	0.00	152.31	0.00	3393.74	0.00	859.74	0.00	0.00	0.00	346.27	0.00	0.00
249 03/23/2007	R	0.00	0.00	0.00	3393.74	0.00	859.74	0.00	0.00	0.00	346.27	0.00	0.00
250 03/27/2007	P	0.00	152.31	0.00	3393.74	0.00	859.74	0.00	0.00	-4.62	341.65	0.00	0.00
251 03/31/2007	M	0.00	0.00	150.98	3544.72	14.63	874.37	0.00	0.00	0.00	341.65	0.00	0.00



Event Date	Event Type	Current Amount Due	NCP Paid	Unadjudicated (On UA)		Unadjudicated (On AA)		Adjudicated Interest		Unadjudicated Penalty		Adjudicated Penalty	
				Adjust Amount	Running Balance	Adjust Amount	Running Balance	Adjust Amount	Running Balance	Adjust Amount	Running Balance	Adjust Amount	Running Balance
252 04/01/2007	O	300.00	0.00	0.00	3544.72	0.00	874.37	0.00	0.00	0.00	341.65	0.00	0.00
253 04/06/2007	R	0.00	0.00	0.00	3544.72	0.00	874.37	0.00	0.00	0.00	341.65	0.00	0.00
254 04/23/2007	R	0.00	0.00	0.00	3544.72	0.00	874.37	0.00	0.00	0.00	341.65	0.00	0.00
255 04/30/2007	M	0.00	0.00	153.54	3698.26	14.63	889.00	0.00	0.00	30.00	371.65	0.00	0.00
256 05/01/2007	O	300.00	0.00	0.00	3698.26	0.00	889.00	0.00	0.00	0.00	371.65	0.00	0.00
257 05/07/2007	R	0.00	0.00	0.00	3698.26	0.00	889.00	0.00	0.00	0.00	371.65	0.00	0.00
258 05/18/2007	R	0.00	0.00	0.00	3698.26	0.00	889.00	0.00	0.00	0.00	371.65	0.00	0.00
259 05/31/2007	M	0.00	0.00	156.11	3854.37	14.63	903.63	0.00	0.00	30.00	401.65	0.00	0.00
260 06/01/2007	O	300.00	0.00	0.00	3854.37	0.00	903.63	0.00	0.00	0.00	401.65	0.00	0.00
261 06/01/2007	R	0.00	0.00	0.00	3854.37	0.00	903.63	0.00	0.00	0.00	401.65	0.00	0.00
262 06/15/2007	R	0.00	0.00	0.00	3854.37	0.00	903.63	0.00	0.00	0.00	401.65	0.00	0.00
263 06/29/2007	R	0.00	0.00	0.00	3854.37	0.00	903.63	0.00	0.00	0.00	401.65	0.00	0.00
264 06/30/2007	M	0.00	0.00	158.67	4013.04	14.63	918.26	0.00	0.00	30.00	431.65	0.00	0.00
265 07/01/2007	O	300.00	0.00	0.00	4013.04	0.00	918.26	0.00	0.00	0.00	431.65	0.00	0.00
266 07/13/2007	R	0.00	0.00	0.00	4013.04	0.00	918.26	0.00	0.00	0.00	431.65	0.00	0.00
267 07/27/2007	R	0.00	0.00	0.00	4013.04	0.00	918.26	0.00	0.00	0.00	431.65	0.00	0.00
268 07/31/2007	M	0.00	0.00	161.23	4174.27	14.63	932.89	0.00	0.00	30.00	461.65	0.00	0.00
269 08/01/2007	O	300.00	0.00	0.00	4174.27	0.00	932.89	0.00	0.00	0.00	461.65	0.00	0.00
270 08/15/2007	R	0.00	0.00	0.00	4174.27	0.00	932.89	0.00	0.00	0.00	461.65	0.00	0.00
271 08/21/2007	R	0.00	0.00	0.00	4174.27	0.00	932.89	0.00	0.00	0.00	461.65	0.00	0.00
272 08/29/2007	R	0.00	0.00	0.00	4174.27	0.00	932.89	0.00	0.00	0.00	461.65	0.00	0.00
273 08/31/2007	M	0.00	0.00	163.79	4338.06	14.63	947.52	0.00	0.00	30.00	491.65	0.00	0.00
274 09/01/2007	O	300.00	0.00	0.00	4338.06	0.00	947.52	0.00	0.00	0.00	491.65	0.00	0.00
275 09/05/2007	R	0.00	0.00	0.00	4338.06	0.00	947.52	0.00	0.00	0.00	491.65	0.00	0.00
276 09/12/2007	R	0.00	0.00	0.00	4338.06	0.00	947.52	0.00	0.00	0.00	491.65	0.00	0.00
277 09/19/2007	R	0.00	0.00	0.00	4338.06	0.00	947.52	0.00	0.00	0.00	491.65	0.00	0.00
278 09/30/2007	M	0.00	0.00	166.36	4504.42	14.63	962.15	0.00	0.00	30.00	521.65	0.00	0.00
279 10/01/2007	O	300.00	0.00	0.00	4504.42	0.00	962.15	0.00	0.00	0.00	521.65	0.00	0.00
280 10/02/2007	R	0.00	0.00	0.00	4504.42	0.00	962.15	0.00	0.00	0.00	521.65	0.00	0.00
281 10/09/2007	R	0.00	0.00	0.00	4504.42	0.00	962.15	0.00	0.00	0.00	521.65	0.00	0.00
282 10/16/2007	R	0.00	0.00	0.00	4504.42	0.00	962.15	0.00	0.00	0.00	521.65	0.00	0.00
283 10/24/2007	R	0.00	0.00	0.00	4504.42	0.00	962.15	0.00	0.00	0.00	521.65	0.00	0.00
284 10/31/2007	M	0.00	0.00	168.92	4673.34	14.63	976.78	0.00	0.00	30.00	551.65	0.00	0.00



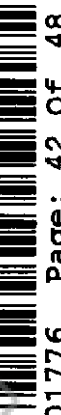
Event Date	Event Type	Current Amount Due	NCP Paid	Unadjudicated Interest (On UA)		Unadjudicated Interest (On AA)		Adjudicated Interest		Unadjudicated Penalty		Adjudicated Penalty			
				Adjust Amount	Running Balance	Adjust Amount	Running Balance	Adjust Amount	Running Balance	Adjust Amount	Running Balance	Adjust Amount	Running Balance		
285 11/01/2007	O	300.00	0.00	0.00	4673.34	0.00	976.78	0.00	0.00	0.00	0.00	551.65	0.00	0.00	285
286 11/01/2007	R	0.00	0.00	0.00	4673.34	0.00	976.78	0.00	0.00	0.00	0.00	551.65	0.00	0.00	286
287 11/02/2007	P	0.00	330.00	0.00	4673.34	0.00	976.78	0.00	0.00	-30.00	0.00	521.65	0.00	0.00	287
288 11/06/2007	R	0.00	0.00	0.00	4673.34	0.00	976.78	0.00	0.00	0.00	0.00	521.65	0.00	0.00	288
289 11/14/2007	R	0.00	0.00	0.00	4673.34	0.00	976.78	0.00	0.00	0.00	0.00	521.65	0.00	0.00	289
290 11/29/2007	R	0.00	0.00	0.00	4673.34	0.00	976.78	0.00	0.00	0.00	0.00	521.65	0.00	0.00	290
291 11/30/2007	M	0.00	0.00	168.92	4842.26	14.63	991.41	0.00	0.00	0.00	0.00	521.65	0.00	0.00	291
292 12/01/2007	O	300.00	0.00	0.00	4842.26	0.00	991.41	0.00	0.00	0.00	0.00	521.65	0.00	0.00	292
293 12/03/2007	P	0.00	330.00	0.00	4842.26	0.00	991.41	0.00	0.00	-30.00	0.00	491.65	0.00	0.00	293
294 12/06/2007	R	0.00	0.00	0.00	4842.26	0.00	991.41	0.00	0.00	0.00	0.00	491.65	0.00	0.00	294
295 12/07/2007	R	0.00	0.00	0.00	4842.26	0.00	991.41	0.00	0.00	0.00	0.00	491.65	0.00	0.00	295
296 12/12/2007	R	0.00	0.00	0.00	4842.26	0.00	991.41	0.00	0.00	0.00	0.00	491.65	0.00	0.00	296
297 12/18/2007	R	0.00	0.00	0.00	4842.26	0.00	991.41	0.00	0.00	0.00	0.00	491.65	0.00	0.00	297
298 12/31/2007	M	0.00	0.00	168.92	5011.18	14.63	1006.04	0.00	0.00	0.00	0.00	491.65	0.00	0.00	298
299 01/01/2008	O	300.00	0.00	0.00	5011.18	0.00	1006.04	0.00	0.00	0.00	0.00	491.65	0.00	0.00	299
300 01/02/2008	P	0.00	330.00	0.00	5011.18	0.00	1006.04	0.00	0.00	-30.00	0.00	461.65	0.00	0.00	300
301 01/02/2008	R	0.00	0.00	0.00	5011.18	0.00	1006.04	0.00	0.00	0.00	0.00	461.65	0.00	0.00	301
302 01/03/2008	R	0.00	0.00	0.00	5011.18	0.00	1006.04	0.00	0.00	0.00	0.00	461.65	0.00	0.00	302
303 01/15/2008	R	0.00	0.00	0.00	5011.18	0.00	1006.04	0.00	0.00	0.00	0.00	461.65	0.00	0.00	303
304 01/23/2008	R	0.00	0.00	0.00	5011.18	0.00	1006.04	0.00	0.00	0.00	0.00	461.65	0.00	0.00	304
305 01/29/2008	R	0.00	0.00	0.00	5011.18	0.00	1006.04	0.00	0.00	0.00	0.00	461.65	0.00	0.00	305
306 01/31/2008	M	0.00	0.00	152.44	5163.62	13.20	1019.24	0.00	0.00	0.00	0.00	461.65	0.00	0.00	306
307 02/01/2008	O	300.00	0.00	0.00	5163.62	0.00	1019.24	0.00	0.00	0.00	0.00	461.65	0.00	0.00	307
308 02/08/2008	P	0.00	330.00	0.00	5163.62	0.00	1019.24	0.00	0.00	-30.00	0.00	431.65	0.00	0.00	308
309 02/08/2008	R	0.00	0.00	0.00	5163.62	0.00	1019.24	0.00	0.00	0.00	0.00	431.65	0.00	0.00	309
310 02/29/2008	M	0.00	0.00	152.44	5316.06	13.20	1032.44	0.00	0.00	0.00	0.00	431.65	0.00	0.00	310
311 03/01/2008	O	300.00	0.00	0.00	5316.06	0.00	1032.44	0.00	0.00	0.00	0.00	431.65	0.00	0.00	311
312 03/10/2008	P	0.00	330.00	0.00	5316.06	0.00	1032.44	0.00	0.00	-30.00	0.00	401.65	0.00	0.00	312
313 03/13/2008	P	0.00	4612.00	0.00	5316.06	0.00	1032.44	0.00	0.00	0.00	0.00	401.65	0.00	0.00	313
314 03/31/2008	M	0.00	0.00	130.09	5446.15	0.00	1032.44	0.00	0.00	0.00	0.00	401.65	0.00	0.00	314
315 04/01/2008	O	300.00	0.00	0.00	5446.15	0.00	1032.44	0.00	0.00	0.00	0.00	401.65	0.00	0.00	315
316 04/02/2008	P	0.00	330.00	0.00	5446.15	0.00	1032.44	0.00	0.00	-30.00	0.00	371.65	0.00	0.00	316
317 04/30/2008	M	0.00	0.00	130.09	5576.24	0.00	1032.44	0.00	0.00	0.00	0.00	371.65	0.00	0.00	317



Event Date	Event Type	Current Amount Due	NCP Paid	Unadjudicated Interest (On UA)		Unadjudicated Interest (On AA)		Adjudicated Interest		Unadjudicated Penalty		Adjudicated Penalty			
				Adjust Amount	Running Balance	Adjust Amount	Running Balance	Adjust Amount	Running Balance	Adjust Amount	Running Balance	Adjust Amount	Running Balance		
318 05/04/2008	O	300.00	0.00	0.00	5576.24	0.00	1032.44	0.00	0.00	0.00	0.00	371.65	0.00	0.00	318
319 05/12/2008	P	0.00	330.00	0.00	5576.24	0.00	1032.44	0.00	0.00	-30.00	341.65	0.00	0.00	0.00	319
320 05/31/2008	M	0.00	0.00	130.09	5706.33	0.00	1032.44	0.00	0.00	0.00	341.65	0.00	0.00	0.00	320
321 06/01/2008	O	300.00	0.00	0.00	5706.33	0.00	1032.44	0.00	0.00	0.00	341.65	0.00	0.00	0.00	321
322 06/05/2008	P	0.00	330.00	0.00	5706.33	0.00	1032.44	0.00	0.00	-30.00	311.65	0.00	0.00	0.00	322
323 06/19/2008	P	0.00	618.00	0.00	5706.33	0.00	1032.44	0.00	0.00	0.00	311.65	0.00	0.00	0.00	323
324 06/30/2008	M	0.00	0.00	125.33	5831.66	0.00	1032.44	0.00	0.00	0.00	311.65	0.00	0.00	0.00	324
325 07/01/2008	O	300.00	0.00	0.00	5831.66	0.00	1032.44	0.00	0.00	0.00	311.65	0.00	0.00	0.00	325
326 07/07/2008	P	0.00	330.00	0.00	5831.66	0.00	1032.44	0.00	0.00	-30.00	281.65	0.00	0.00	0.00	326
327 07/31/2008	M	0.00	0.00	94.84	5926.50	0.00	1032.44	0.00	0.00	0.00	281.65	0.00	0.00	0.00	327
328 08/01/2008	O	300.00	0.00	0.00	5926.50	0.00	1032.44	0.00	0.00	0.00	281.65	0.00	0.00	0.00	328
329 08/04/2008	P	0.00	330.00	0.00	5926.50	0.00	1032.44	0.00	0.00	-30.00	251.65	0.00	0.00	0.00	329
330 08/05/2008	R	0.00	0.00	0.00	5926.50	0.00	1032.44	0.00	0.00	0.00	251.65	0.00	0.00	0.00	330
331 08/14/2008	R	0.00	0.00	0.00	5926.50	0.00	1032.44	0.00	0.00	0.00	251.65	0.00	0.00	0.00	331
332 08/19/2008	R	0.00	0.00	0.00	5926.50	0.00	1032.44	0.00	0.00	0.00	251.65	0.00	0.00	0.00	332
333 08/26/2008	R	0.00	0.00	0.00	5926.50	0.00	1032.44	0.00	0.00	0.00	251.65	0.00	0.00	0.00	333
334 08/31/2008	M	0.00	0.00	94.84	6021.34	0.00	1032.44	0.00	0.00	0.00	251.65	0.00	0.00	0.00	334
335 09/01/2008	O	300.00	0.00	0.00	6021.34	0.00	1032.44	0.00	0.00	0.00	251.65	0.00	0.00	0.00	335
336 09/03/2008	R	0.00	0.00	0.00	6021.34	0.00	1032.44	0.00	0.00	0.00	251.65	0.00	0.00	0.00	336
337 09/09/2008	R	0.00	0.00	0.00	6021.34	0.00	1032.44	0.00	0.00	0.00	251.65	0.00	0.00	0.00	337
338 09/16/2008	R	0.00	0.00	0.00	6021.34	0.00	1032.44	0.00	0.00	0.00	251.65	0.00	0.00	0.00	338
339 09/22/2008	P	0.00	330.00	0.00	6021.34	0.00	1032.44	0.00	0.00	-30.00	221.65	0.00	0.00	0.00	339
340 09/23/2008	R	0.00	0.00	0.00	6021.34	0.00	1032.44	0.00	0.00	0.00	221.65	0.00	0.00	0.00	340
341 09/30/2008	R	0.00	0.00	0.00	6021.34	0.00	1032.44	0.00	0.00	0.00	221.65	0.00	0.00	0.00	341
342 09/30/2008	M	0.00	0.00	94.84	6116.18	0.00	1032.44	0.00	0.00	0.00	221.65	0.00	0.00	0.00	342
343 10/01/2008	O	300.00	0.00	0.00	6116.18	0.00	1032.44	0.00	0.00	0.00	221.65	0.00	0.00	0.00	343
344 10/03/2008	R	0.00	0.00	0.00	6116.18	0.00	1032.44	0.00	0.00	0.00	221.65	0.00	0.00	0.00	344
345 10/09/2008	P	0.00	330.00	0.00	6116.18	0.00	1032.44	0.00	0.00	-30.00	191.65	0.00	0.00	0.00	345
346 10/15/2008	R	0.00	0.00	0.00	6116.18	0.00	1032.44	0.00	0.00	0.00	191.65	0.00	0.00	0.00	346
347 10/21/2008	R	0.00	0.00	0.00	6116.18	0.00	1032.44	0.00	0.00	0.00	191.65	0.00	0.00	0.00	347
348 10/29/2008	R	0.00	0.00	0.00	6116.18	0.00	1032.44	0.00	0.00	0.00	191.65	0.00	0.00	0.00	348
349 10/31/2008	M	0.00	0.00	94.84	6211.02	0.00	1032.44	0.00	0.00	0.00	191.65	0.00	0.00	0.00	349
350 11/01/2008	O	300.00	0.00	0.00	6211.02	0.00	1032.44	0.00	0.00	0.00	191.65	0.00	0.00	0.00	350



Event Date	Event Type	Current Amount Due	NCP Paid	Unadjudicated Interest (On UA)		Unadjudicated Interest (On AA)		Adjudicated Interest		Unadjudicated Penalty		Adjudicated Penalty	
				Adjust Amount	Running Balance	Adjust Amount	Running Balance	Adjust Amount	Running Balance	Adjust Amount	Running Balance	Adjust Amount	Running Balance
351 11/03/2008	P	0.00	330.00	0.00	6211.02	0.00	1032.44	0.00	0.00	-30.00	161.65	0.00	0.00
352 11/30/2008	M	0.00	0.00	94.84	6305.86	0.00	1032.44	0.00	0.00	0.00	161.65	0.00	0.00
353 12/01/2008	O	300.00	0.00	0.00	6305.86	0.00	1032.44	0.00	0.00	0.00	161.65	0.00	0.00
354 12/16/2008	R	0.00	0.00	0.00	6305.86	0.00	1032.44	0.00	0.00	0.00	161.65	0.00	0.00
355 12/23/2008	R	0.00	0.00	0.00	6305.86	0.00	1032.44	0.00	0.00	0.00	161.65	0.00	0.00
356 12/31/2008	M	0.00	0.00	96.59	6402.45	0.00	1032.44	0.00	0.00	0.00	161.65	0.00	0.00
357 01/01/2009	O	300.00	0.00	0.00	6402.45	0.00	1032.44	0.00	0.00	30.00	191.65	0.00	0.00
358 01/02/2009	P	0.00	330.00	0.00	6402.45	0.00	1032.44	0.00	0.00	0.00	191.65	0.00	0.00
359 01/02/2009	P	0.00	330.00	0.00	6402.45	0.00	1032.44	0.00	0.00	-30.00	161.65	0.00	0.00
360 01/02/2009	R	0.00	0.00	0.00	6402.45	0.00	1032.44	0.00	0.00	0.00	161.65	0.00	0.00
361 01/05/2009	R	0.00	0.00	0.00	6402.45	0.00	1032.44	0.00	0.00	0.00	161.65	0.00	0.00
362 01/13/2009	R	0.00	0.00	0.00	6402.45	0.00	1032.44	0.00	0.00	0.00	161.65	0.00	0.00
363 01/26/2009	R	0.00	0.00	0.00	6402.45	0.00	1032.44	0.00	0.00	0.00	161.65	0.00	0.00
364 01/27/2009	R	0.00	0.00	0.00	6402.45	0.00	1032.44	0.00	0.00	0.00	161.65	0.00	0.00
365 01/31/2009	M	0.00	0.00	71.00	6402.45	0.00	1032.44	0.00	0.00	0.00	161.65	0.00	0.00
366 02/01/2009	O	300.00	0.00	0.00	6473.45	0.00	1032.44	0.00	0.00	0.00	161.65	0.00	0.00
367 02/03/2009	R	0.00	0.00	0.00	6473.45	0.00	1032.44	0.00	0.00	0.00	161.65	0.00	0.00
368 02/09/2009	P	0.00	330.00	0.00	6473.45	0.00	1032.44	0.00	0.00	0.00	161.65	0.00	0.00
369 02/11/2009	R	0.00	0.00	0.00	6473.45	0.00	1032.44	0.00	0.00	-30.00	131.65	0.00	0.00
370 02/18/2009	R	0.00	0.00	0.00	6473.45	0.00	1032.44	0.00	0.00	0.00	131.65	0.00	0.00
371 02/24/2009	R	0.00	0.00	0.00	6473.45	0.00	1032.44	0.00	0.00	0.00	131.65	0.00	0.00
372 02/28/2009	M	0.00	0.00	71.00	6544.45	0.00	1032.44	0.00	0.00	0.00	131.65	0.00	0.00
373 03/01/2009	O	300.00	0.00	0.00	6544.45	0.00	1032.44	0.00	0.00	0.00	131.65	0.00	0.00
374 03/03/2009	R	0.00	0.00	0.00	6544.45	0.00	1032.44	0.00	0.00	0.00	131.65	0.00	0.00
375 03/09/2009	P	0.00	330.00	0.00	6544.45	0.00	1032.44	0.00	0.00	0.00	131.65	0.00	0.00
376 03/11/2009	R	0.00	0.00	0.00	6544.45	0.00	1032.44	0.00	0.00	0.00	131.65	0.00	0.00
377 03/17/2009	R	0.00	0.00	0.00	6544.45	0.00	1032.44	0.00	0.00	0.00	131.65	0.00	0.00
378 03/23/2009	R	0.00	0.00	0.00	6544.45	0.00	1032.44	0.00	0.00	0.00	131.65	0.00	0.00
379 03/30/2009	R	0.00	0.00	0.00	6544.45	0.00	1032.44	0.00	0.00	0.00	131.65	0.00	0.00
380 03/31/2009	M	0.00	0.00	70.87	6615.32	0.00	1032.44	0.00	0.00	0.00	131.65	0.00	0.00
381 04/01/2009	O	300.00	0.00	0.00	6615.32	0.00	1032.44	0.00	0.00	0.00	131.65	0.00	0.00
382 04/01/2009	R	0.00	0.00	0.00	6615.32	0.00	1032.44	0.00	0.00	0.00	131.65	0.00	0.00
383 04/06/2009	P	0.00	330.00	0.00	6615.32	0.00	1032.44	0.00	0.00	0.00	131.65	0.00	0.00



Event Date	Event Type	Current Amount Due	NCP Paid	Unadjudicated Interest (On UA)		Unadjudicated Interest (On AA)		Adjudicated Interest		Unadjudicated Penalty		Adjudicated Penalty	
				Adjust Amount	Running Balance	Adjust Amount	Running Balance	Adjust Amount	Running Balance	Adjust Amount	Running Balance	Adjust Amount	Running Balance
384 04/20/2009	R	0.00	0.00	0.00	6615.32	0.00	1032.44	0.00	0.00	0.00	131.65	0.00	0.00
385 04/27/2009	R	0.00	0.00	0.00	6615.32	0.00	1032.44	0.00	0.00	0.00	131.65	0.00	0.00
386 04/30/2009	M	0.00	0.00	70.74	6686.06	0.00	1032.44	0.00	0.00	0.00	131.65	0.00	0.00
387 05/01/2009	O	300.00	0.00	0.00	6686.06	0.00	1032.44	0.00	0.00	0.00	131.65	0.00	0.00
388 05/01/2009	R	0.00	0.00	0.00	6686.06	0.00	1032.44	0.00	0.00	0.00	131.65	0.00	0.00
389 05/04/2009	P	0.00	0.00	0.00	6686.06	0.00	1032.44	0.00	0.00	0.00	131.65	0.00	0.00
390 05/11/2009	R	0.00	0.00	0.00	6686.06	0.00	1032.44	0.00	0.00	0.00	131.65	0.00	0.00
391 05/18/2009	R	0.00	0.00	0.00	6686.06	0.00	1032.44	0.00	0.00	0.00	131.65	0.00	0.00
392 05/31/2009	M	0.00	0.00	70.61	6686.06	0.00	1032.44	0.00	0.00	0.00	131.65	0.00	0.00
393 06/01/2009	O	300.00	0.00	0.00	6756.67	0.00	1032.44	0.00	0.00	0.00	131.65	0.00	0.00
394 06/01/2009	P	0.00	0.00	0.00	6756.67	0.00	1032.44	0.00	0.00	0.00	131.65	0.00	0.00
395 06/29/2009	R	0.00	0.00	0.00	6756.67	0.00	1032.44	0.00	0.00	0.00	131.65	0.00	0.00
396 06/30/2009	M	0.00	0.00	0.00	6756.67	0.00	1032.44	0.00	0.00	0.00	131.65	0.00	0.00
397 07/01/2009	O	300.00	0.00	70.47	6827.14	0.00	1032.44	0.00	0.00	0.00	131.65	0.00	0.00
398 07/02/2009	P	0.00	0.00	0.00	6827.14	0.00	1032.44	0.00	0.00	0.00	131.65	0.00	0.00
399 07/02/2009	R	0.00	0.00	0.00	6827.14	0.00	1032.44	0.00	0.00	0.00	131.65	0.00	0.00
400 07/13/2009	R	0.00	0.00	0.00	6827.14	0.00	1032.44	0.00	0.00	0.00	131.65	0.00	0.00
401 07/20/2009	R	0.00	0.00	0.00	6827.14	0.00	1032.44	0.00	0.00	0.00	131.65	0.00	0.00
402 07/31/2009	M	0.00	0.00	70.34	6897.48	0.00	1032.44	0.00	0.00	0.00	131.65	0.00	0.00
403 08/01/2009	O	300.00	0.00	0.00	6897.48	0.00	1032.44	0.00	0.00	0.00	131.65	0.00	0.00
404 08/10/2009	P	0.00	0.00	0.00	6897.48	0.00	1032.44	0.00	0.00	0.00	131.65	0.00	0.00
405 08/31/2009	M	0.00	0.00	70.21	6967.69	0.00	1032.44	0.00	0.00	0.00	131.65	0.00	0.00
406 09/01/2009	C	300.00	0.00	0.00	6967.69	0.00	1032.44	0.00	0.00	0.00	131.65	0.00	0.00
407 09/02/2009	P	0.00	0.00	0.00	6967.69	0.00	1032.44	0.00	0.00	0.00	131.65	0.00	0.00
408 09/30/2009	M	0.00	0.00	70.08	6967.69	0.00	1032.44	0.00	0.00	0.00	131.65	0.00	0.00
409 10/01/2009	O	300.00	0.00	0.00	7037.77	0.00	1032.44	0.00	0.00	0.00	131.65	0.00	0.00
410 10/19/2009	P	0.00	0.00	0.00	7037.77	0.00	1032.44	0.00	0.00	0.00	131.65	0.00	0.00
411 10/31/2009	M	0.00	0.00	69.95	7107.72	0.00	1032.44	0.00	0.00	0.00	131.65	0.00	0.00
412 11/01/2009	O	300.00	0.00	0.00	7107.72	0.00	1032.44	0.00	0.00	0.00	131.65	0.00	0.00
413 11/30/2009	M	0.00	0.00	71.26	7178.98	0.00	1032.44	0.00	0.00	0.00	131.65	0.00	0.00
414 12/01/2009	O	300.00	0.00	0.00	7178.98	0.00	1032.44	0.00	0.00	0.00	131.65	0.00	0.00
415 12/07/2009	P	0.00	0.00	0.00	7178.98	0.00	1032.44	0.00	0.00	0.00	131.65	0.00	0.00
416 12/07/2009	P	0.00	0.00	0.00	7178.98	0.00	1032.44	0.00	0.00	0.00	131.65	0.00	0.00



Event Date	Event Type	Current Amount Due	NCP Paid	Unadjudicated Interest (On UA)		Unadjudicated Interest (On AA)		Adjudicated Interest		Unadjudicated Penalty		Adjudicated Penalty	
				Adjust Amount	Running Balance	Adjust Amount	Running Balance	Adjust Amount	Running Balance	Adjust Amount	Running Balance	Adjust Amount	Running Balance
417 12/14/2009	R	0.00	0.00	0.00	7178.98	0.00	1032.44	0.00	0.00	0.00	0.00	0.00	0.00
418 12/21/2009	R	0.00	0.00	0.00	7178.98	0.00	1032.44	0.00	0.00	0.00	0.00	0.00	0.00
419 12/28/2009	R	0.00	0.00	0.00	7178.98	0.00	1032.44	0.00	0.00	0.00	0.00	0.00	0.00
420 12/31/2009	M	0.00	0.00	69.69	7248.67	0.00	1032.44	0.00	0.00	0.00	0.00	0.00	0.00
421 01/01/2010	O	300.00	0.00	0.00	7248.67	0.00	1032.44	0.00	0.00	0.00	0.00	0.00	0.00
422 01/04/2010	R	0.00	0.00	0.00	7248.67	0.00	1032.44	0.00	0.00	0.00	0.00	0.00	0.00
423 01/11/2010	P	0.00	330.00	0.00	7248.67	0.00	1032.44	0.00	0.00	0.00	0.00	0.00	0.00
424 01/25/2010	R	0.00	0.00	0.00	7248.67	0.00	1032.44	0.00	0.00	0.00	0.00	0.00	0.00
425 01/31/2010	M	0.00	0.00	69.56	7318.23	0.00	1032.44	0.00	0.00	0.00	0.00	0.00	0.00
426 02/01/2010	O	300.00	0.00	0.00	7318.23	0.00	1032.44	0.00	0.00	0.00	0.00	0.00	0.00
427 02/02/2010	R	0.00	0.00	0.00	7318.23	0.00	1032.44	0.00	0.00	0.00	0.00	0.00	0.00
428 02/08/2010	R	0.00	0.00	0.00	7318.23	0.00	1032.44	0.00	0.00	0.00	0.00	0.00	0.00
429 02/28/2010	M	0.00	0.00	70.87	7389.10	0.00	1032.44	0.00	0.00	0.00	0.00	0.00	0.00
430 03/01/2010	O	300.00	0.00	0.00	7389.10	0.00	1032.44	0.00	0.00	0.00	0.00	0.00	0.00
431 03/04/2010	P	0.00	330.00	0.00	7389.10	0.00	1032.44	0.00	0.00	0.00	0.00	0.00	0.00
432 03/04/2010	P	0.00	330.00	0.00	7389.10	0.00	1032.44	0.00	0.00	0.00	0.00	0.00	0.00
433 03/29/2010	P	0.00	5943.82	0.00	7389.10	0.00	1032.44	0.00	0.00	0.00	0.00	0.00	0.00
434 03/31/2010	M	0.00	0.00	43.29	7432.39	0.00	1032.44	0.00	0.00	0.00	0.00	0.00	0.00
435 04/01/2010	O	300.00	0.00	0.00	7432.39	0.00	1032.44	0.00	0.00	0.00	0.00	0.00	0.00
436 04/11/2010	P	0.00	50.13	0.00	7432.39	0.00	1032.44	0.00	0.00	0.00	0.00	0.00	0.00
437 04/30/2010	M	0.00	0.00	44.38	7476.77	0.00	1032.44	0.00	0.00	0.00	0.00	0.00	0.00
438 05/01/2010	O	300.00	0.00	0.00	7476.77	0.00	1032.44	0.00	0.00	0.00	0.00	0.00	0.00
439 05/03/2010	P	0.00	330.00	0.00	7476.77	0.00	1032.44	0.00	0.00	0.00	0.00	0.00	0.00
440 05/03/2010	P	0.00	330.00	0.00	7476.77	0.00	1032.44	0.00	0.00	0.00	0.00	0.00	0.00
441 05/31/2010	M	0.00	0.00	42.81	7519.58	0.00	1032.44	0.00	0.00	0.00	0.00	0.00	0.00
442 06/01/2010	O	300.00	0.00	0.00	7519.58	0.00	1032.44	0.00	0.00	0.00	0.00	0.00	0.00
443 06/28/2010	P	0.00	330.00	0.00	7519.58	0.00	1032.44	0.00	0.00	0.00	0.00	0.00	0.00
444 06/30/2010	M	0.00	0.00	42.68	7562.26	0.00	1032.44	0.00	0.00	0.00	0.00	0.00	0.00
445 07/01/2010	O	300.00	0.00	0.00	7562.26	0.00	1032.44	0.00	0.00	0.00	0.00	0.00	0.00
446 07/19/2010	P	0.00	330.00	0.00	7562.26	0.00	1032.44	0.00	0.00	0.00	0.00	0.00	0.00
447 07/31/2010	M	0.00	0.00	42.54	7604.80	0.00	1032.44	0.00	0.00	0.00	0.00	0.00	0.00
448 08/01/2010	O	300.00	0.00	0.00	7604.80	0.00	1032.44	0.00	0.00	0.00	0.00	0.00	0.00
449 08/23/2010	P	0.00	330.00	0.00	7604.80	0.00	1032.44	0.00	0.00	0.00	0.00	0.00	0.00



Event Date	Event Type	Current Amount Due	NCP Paid	Unadjudicated Interest (On UA)		Unadjudicated Interest (On AA)		Adjudicated Interest		Unadjudicated Penalty		Adjudicated Penalty	
				Adjust Amount	Running Balance	Adjust Amount	Running Balance	Adjust Amount	Running Balance	Adjust Amount	Running Balance	Adjust Amount	Running Balance
450 08/31/2010	M	0.00	0.00	42.41	7647.21	0.00	1032.44	0.00	0.00	0.00	0.00	0.00	0.00
451 09/01/2010	O	300.00	0.00	0.00	7647.21	0.00	1032.44	0.00	0.00	0.00	0.00	0.00	0.00
452 09/03/2010	P	0.00	330.00	0.00	7647.21	0.00	1032.44	0.00	0.00	0.00	0.00	0.00	0.00
453 09/07/2010	R	0.00	0.00	0.00	7647.21	0.00	1032.44	0.00	0.00	0.00	0.00	0.00	0.00
454 09/13/2010	R	0.00	0.00	0.00	7647.21	0.00	1032.44	0.00	0.00	0.00	0.00	0.00	0.00
455 09/20/2010	R	0.00	0.00	0.00	7647.21	0.00	1032.44	0.00	0.00	0.00	0.00	0.00	0.00
456 09/29/2010	R	0.00	0.00	0.00	7647.21	0.00	1032.44	0.00	0.00	0.00	0.00	0.00	0.00
457 09/30/2010	M	0.00	0.00	42.28	7689.49	0.00	1032.44	0.00	0.00	0.00	0.00	0.00	0.00
458 10/01/2010	O	300.00	0.00	0.00	7689.49	0.00	1032.44	0.00	0.00	0.00	0.00	0.00	0.00
459 10/11/2010	R	0.00	0.00	0.00	7689.49	0.00	1032.44	0.00	0.00	0.00	0.00	0.00	0.00
460 10/14/2010	R	0.00	0.00	0.00	7689.49	0.00	1032.44	0.00	0.00	0.00	0.00	0.00	0.00
461 10/22/2010	R	0.00	0.00	0.00	7689.49	0.00	1032.44	0.00	0.00	0.00	0.00	0.00	0.00
462 10/25/2010	P	0.00	120.87	0.00	7689.49	0.00	1032.44	0.00	0.00	0.00	0.00	0.00	0.00
463 10/27/2010	R	0.00	0.00	0.00	7689.49	0.00	1032.44	0.00	0.00	0.00	0.00	0.00	0.00
464 10/31/2010	M	0.00	0.00	43.07	7732.56	0.00	1032.44	0.00	0.00	17.91	239.56	0.00	0.00
465 11/01/2010	O	300.00	0.00	0.00	7732.56	0.00	1032.44	0.00	0.00	0.00	0.00	0.00	0.00
466 11/01/2010	R	0.00	0.00	0.00	7732.56	0.00	1032.44	0.00	0.00	0.00	0.00	0.00	0.00
467 11/10/2010	R	0.00	0.00	0.00	7732.56	0.00	1032.44	0.00	0.00	0.00	0.00	0.00	0.00
468 11/17/2010	R	0.00	0.00	0.00	7732.56	0.00	1032.44	0.00	0.00	0.00	0.00	0.00	0.00
469 11/19/2010	P	0.00	188.38	0.00	7732.56	0.00	1032.44	0.00	0.00	0.00	0.00	0.00	0.00
470 11/29/2010	R	0.00	0.00	0.00	7732.56	0.00	1032.44	0.00	0.00	0.00	0.00	0.00	0.00
471 11/30/2010	M	0.00	0.00	43.55	7776.11	0.00	1032.44	0.00	0.00	11.16	239.56	0.00	0.00
472 12/01/2010	O	300.00	0.00	0.00	7776.11	0.00	1032.44	0.00	0.00	0.00	0.00	0.00	0.00
473 12/06/2010	R	0.00	0.00	0.00	7776.11	0.00	1032.44	0.00	0.00	0.00	0.00	0.00	0.00
474 12/13/2010	R	0.00	0.00	0.00	7776.11	0.00	1032.44	0.00	0.00	0.00	0.00	0.00	0.00
475 12/31/2010	M	0.00	0.00	44.87	7820.98	0.00	1032.44	0.00	0.00	30.00	280.72	0.00	0.00
476 01/01/2011	O	300.00	0.00	0.00	7820.98	0.00	1032.44	0.00	0.00	0.00	0.00	0.00	0.00
477 01/14/2011	P	0.00	292.91	0.00	7820.98	0.00	1032.44	0.00	0.00	0.00	0.00	0.00	0.00
478 01/14/2011	P	0.00	253.55	0.00	7820.98	0.00	1032.44	0.00	0.00	0.00	0.00	0.00	0.00
479 01/31/2011	M	0.00	0.00	43.79	7864.77	0.00	1032.44	0.00	0.00	0.00	0.00	0.00	0.00
480 02/01/2011	O	300.00	0.00	0.00	7864.77	0.00	1032.44	0.00	0.00	0.00	0.00	0.00	0.00
481 02/22/2011	P	0.00	330.00	0.00	7864.77	0.00	1032.44	0.00	0.00	0.00	0.00	0.00	0.00
482 02/22/2011	R	0.00	0.00	0.00	7864.77	0.00	1032.44	0.00	0.00	0.00	0.00	0.00	0.00



Event Date	Event Type	Current Amount Due	NCP Paid	Unadjudicated Interest (On UA)		Unadjudicated Interest (On AA)		Adjudicated Interest		Unadjudicated Penalty		Adjudicated Penalty	
				Adjust Amount	Running Balance	Adjust Amount	Running Balance	Adjust Amount	Running Balance	Adjust Amount	Running Balance	Adjust Amount	Running Balance
483 02/28/2011	R	0.00	0.00	0.00	7864.77	0.00	1032.44	0.00	0.00	0.00	280.72	0.00	0.00
484 02/28/2011	M	0.00	0.00	43.66	7908.43	0.00	1032.44	0.00	0.00	0.00	280.72	0.00	0.00
485 03/01/2011	O	300.00	0.00	0.00	7908.43	0.00	1032.44	0.00	0.00	0.00	280.72	0.00	0.00
486 03/07/2011	R	0.00	0.00	0.00	7908.43	0.00	1032.44	0.00	0.00	0.00	280.72	0.00	0.00
487 03/14/2011	R	0.00	0.00	0.00	7908.43	0.00	1032.44	0.00	0.00	0.00	280.72	0.00	0.00
488 03/16/2011	P	0.00	239.05	0.00	7908.43	0.00	1032.44	0.00	0.00	0.00	280.72	0.00	0.00
489 03/21/2011	R	0.00	0.00	0.00	7908.43	0.00	1032.44	0.00	0.00	0.00	280.72	0.00	0.00
490 03/28/2011	R	0.00	0.00	0.00	7908.43	0.00	1032.44	0.00	0.00	0.00	280.72	0.00	0.00
491 03/31/2011	M	0.00	0.00	43.92	7952.35	0.00	1032.44	0.00	0.00	6.10	280.72	0.00	0.00
492 04/01/2011	O	300.00	0.00	0.00	7952.35	0.00	1032.44	0.00	0.00	0.00	286.82	0.00	0.00
493 04/06/2011	R	0.00	0.00	0.00	7952.35	0.00	1032.44	0.00	0.00	0.00	286.82	0.00	0.00
494 04/11/2011	P	0.00	286.89	0.00	7952.35	0.00	1032.44	0.00	0.00	0.00	286.82	0.00	0.00
495 04/11/2011	R	0.00	0.00	0.00	7952.35	0.00	1032.44	0.00	0.00	0.00	286.82	0.00	0.00
496 04/19/2011	R	0.00	0.00	0.00	7952.35	0.00	1032.44	0.00	0.00	0.00	286.82	0.00	0.00
497 04/25/2011	R	0.00	0.00	0.00	7952.35	0.00	1032.44	0.00	0.00	0.00	286.82	0.00	0.00
498 04/30/2011	M	0.00	0.00	43.98	7996.33	0.00	1032.44	0.00	0.00	0.00	286.82	0.00	0.00
499 05/01/2011	O	300.00	0.00	0.00	7996.33	0.00	1032.44	0.00	0.00	1.31	288.13	0.00	0.00
500 05/03/2011	R	0.00	0.00	0.00	7996.33	0.00	1032.44	0.00	0.00	0.00	288.13	0.00	0.00
501 05/09/2011	R	0.00	0.00	0.00	7996.33	0.00	1032.44	0.00	0.00	0.00	288.13	0.00	0.00
502 05/23/2011	P	0.00	2013.99	0.00	7996.33	0.00	1032.44	0.00	0.00	0.00	288.13	0.00	0.00
503 05/23/2011	R	0.00	0.00	0.00	7996.33	0.00	1032.44	0.00	0.00	0.00	288.13	0.00	0.00
504 05/31/2011	P	0.00	286.89	0.00	7996.33	0.00	1032.44	0.00	0.00	0.00	288.13	0.00	0.00
505 05/31/2011	R	0.00	0.00	0.00	7996.33	0.00	1032.44	0.00	0.00	0.00	288.13	0.00	0.00
506 05/31/2011	M	0.00	0.00	35.23	7996.33	0.00	1032.44	0.00	0.00	1.31	289.44	0.00	0.00
507 06/01/2011	O	300.00	0.00	0.00	8031.56	0.00	1032.44	0.00	0.00	0.00	289.44	0.00	0.00
508 06/01/2011	R	0.00	0.00	0.00	8031.56	0.00	1032.44	0.00	0.00	0.00	289.44	0.00	0.00
509 06/10/2011	P	0.00	286.89	0.00	8031.56	0.00	1032.44	0.00	0.00	0.00	289.44	0.00	0.00
510 06/13/2011	R	0.00	0.00	0.00	8031.56	0.00	1032.44	0.00	0.00	0.00	289.44	0.00	0.00
511 06/20/2011	R	0.00	0.00	0.00	8031.56	0.00	1032.44	0.00	0.00	0.00	289.44	0.00	0.00
512 06/27/2011	R	0.00	0.00	0.00	8031.56	0.00	1032.44	0.00	0.00	0.00	289.44	0.00	0.00
513 06/30/2011	M	0.00	0.00	35.28	8066.84	0.00	1032.44	0.00	0.00	1.31	290.75	0.00	0.00
514 07/01/2011	O	300.00	0.00	0.00	8066.84	0.00	1032.44	0.00	0.00	0.00	290.75	0.00	0.00
515 07/01/2011	R	0.00	0.00	0.00	8066.84	0.00	1032.44	0.00	0.00	0.00	290.75	0.00	0.00



Event Date	Event Type	Current Amount Due	NCP Paid	Unadjudicated Interest (On UA)		Unadjudicated Interest (On AA)		Adjudicated Interest		Unadjudicated Penalty		Adjudicated Penalty			
				Adjust Amount	Running Balance	Adjust Amount	Running Balance	Adjust Amount	Running Balance	Adjust Amount	Running Balance	Adjust Amount	Running Balance		
516 07/11/2011	R	0.00	0.00	0.00	8066.84	0.00	1032.44	0.00	0.00	0.00	0.00	290.75	0.00	0.00	516
517 07/15/2011	P	0.00	261.28	0.00	8066.84	0.00	1032.44	0.00	0.00	0.00	0.00	290.75	0.00	0.00	517
518 07/18/2011	R	0.00	0.00	0.00	8066.84	0.00	1032.44	0.00	0.00	0.00	0.00	290.75	0.00	0.00	518
519 07/25/2011	R	0.00	0.00	0.00	8066.84	0.00	1032.44	0.00	0.00	0.00	0.00	290.75	0.00	0.00	519
520 07/31/2011	M	0.00	0.00	35.45	8102.29	0.00	1032.44	0.00	0.00	3.87	294.62	0.00	0.00	0.00	520
521 08/01/2011	O	300.00	0.00	0.00	8102.29	0.00	1032.44	0.00	0.00	0.00	294.62	0.00	0.00	0.00	521
522 08/01/2011	R	0.00	0.00	0.00	8102.29	0.00	1032.44	0.00	0.00	0.00	294.62	0.00	0.00	0.00	522
523 08/11/2011	P	0.00	286.89	0.00	8102.29	0.00	1032.44	0.00	0.00	0.00	294.62	0.00	0.00	0.00	523
524 08/11/2011	R	0.00	0.00	0.00	8102.29	0.00	1032.44	0.00	0.00	0.00	294.62	0.00	0.00	0.00	524
525 08/15/2011	R	0.00	0.00	0.00	8102.29	0.00	1032.44	0.00	0.00	0.00	294.62	0.00	0.00	0.00	525
526 08/22/2011	R	0.00	0.00	0.00	8102.29	0.00	1032.44	0.00	0.00	0.00	294.62	0.00	0.00	0.00	526
527 08/29/2011	R	0.00	0.00	0.00	8102.29	0.00	1032.44	0.00	0.00	0.00	294.62	0.00	0.00	0.00	527
528 08/31/2011	M	0.00	0.00	35.51	8137.80	0.00	1032.44	0.00	0.00	1.31	295.93	0.00	0.00	0.00	528
529 09/01/2011	O	300.00	0.00	0.00	8137.80	0.00	1032.44	0.00	0.00	0.00	295.93	0.00	0.00	0.00	529
530 09/06/2011	R	0.00	0.00	0.00	8137.80	0.00	1032.44	0.00	0.00	0.00	295.93	0.00	0.00	0.00	530
531 09/12/2011	R	0.00	0.00	0.00	8137.80	0.00	1032.44	0.00	0.00	0.00	295.93	0.00	0.00	0.00	531
532 09/19/2011	R	0.00	0.00	0.00	8137.80	0.00	1032.44	0.00	0.00	0.00	295.93	0.00	0.00	0.00	532
533 09/26/2011	P	0.00	330.00	0.00	8137.80	0.00	1032.44	0.00	0.00	0.00	295.93	0.00	0.00	0.00	533
534 09/26/2011	R	0.00	0.00	0.00	8137.80	0.00	1032.44	0.00	0.00	0.00	295.93	0.00	0.00	0.00	534
535 09/30/2011	M	0.00	0.00	35.38	8173.18	0.00	1032.44	0.00	0.00	0.00	295.93	0.00	0.00	0.00	535
536 10/01/2011	O	300.00	0.00	0.00	8173.18	0.00	1032.44	0.00	0.00	0.00	295.93	0.00	0.00	0.00	536
537 10/03/2011	R	0.00	0.00	0.00	8173.18	0.00	1032.44	0.00	0.00	0.00	295.93	0.00	0.00	0.00	537
538 10/11/2011	R	0.00	0.00	0.00	8173.18	0.00	1032.44	0.00	0.00	0.00	295.93	0.00	0.00	0.00	538
539 10/17/2011	P	0.00	300.00	0.00	8173.18	0.00	1032.44	0.00	0.00	0.00	295.93	0.00	0.00	0.00	539
540 10/17/2011	R	0.00	0.00	0.00	8173.18	0.00	1032.44	0.00	0.00	0.00	295.93	0.00	0.00	0.00	540
541 10/26/2011	R	0.00	0.00	0.00	8173.18	0.00	1032.44	0.00	0.00	0.00	295.93	0.00	0.00	0.00	541
542 10/31/2011	R	0.00	0.00	0.00	8173.18	0.00	1032.44	0.00	0.00	0.00	295.93	0.00	0.00	0.00	542
543 10/31/2011	M	0.00	0.00	35.38	8208.56	0.00	1032.44	0.00	0.00	0.00	295.93	0.00	0.00	0.00	543
544 11/01/2011	O	300.00	0.00	0.00	8208.56	0.00	1032.44	0.00	0.00	0.00	295.93	0.00	0.00	0.00	544
545 11/07/2011	R	0.00	0.00	0.00	8208.56	0.00	1032.44	0.00	0.00	0.00	295.93	0.00	0.00	0.00	545
546 11/14/2011	P	0.00	303.77	0.00	8208.56	0.00	1032.44	0.00	0.00	-3.77	292.16	0.00	0.00	0.00	546
547 11/17/2011	R	0.00	0.00	0.00	8208.56	0.00	1032.44	0.00	0.00	0.00	292.16	0.00	0.00	0.00	547
548 11/28/2011	R	0.00	0.00	0.00	8208.56	0.00	1032.44	0.00	0.00	0.00	292.16	0.00	0.00	0.00	548



Event Date	Event Type	Current Amount Due	NCP Paid	Unadjudicated Interest (On UA)		Unadjudicated Interest (On AA)		Adjudicated Interest		Unadjudicated Penalty		Adjudicated Penalty	
				Adjust Amount	Running Balance	Adjust Amount	Running Balance	Adjust Amount	Running Balance	Adjust Amount	Running Balance	Adjust Amount	Running Balance
549 11/30/2011	M	0.00	0.00	35.38	8243.94	0.00	1032.44	0.00	0.00	0.00	292.16	0.00	0.00
550 12/01/2011	O	300.00	0.00	0.00	8243.94	0.00	1032.44	0.00	0.00	0.00	292.16	0.00	0.00
551 12/01/2011	R	0.00	0.00	0.00	8243.94	0.00	1032.44	0.00	0.00	0.00	292.16	0.00	0.00
552 12/12/2011	R	0.00	0.00	0.00	8243.94	0.00	1032.44	0.00	0.00	0.00	292.16	0.00	0.00
553 12/19/2011	R	0.00	0.00	0.00	8243.94	0.00	1032.44	0.00	0.00	0.00	292.16	0.00	0.00
554 12/22/2011	P	0.00	307.62	0.00	8243.94	0.00	1032.44	0.00	0.00	0.00	292.16	0.00	0.00
555 12/27/2011	R	0.00	0.00	0.00	8243.94	0.00	1032.44	0.00	0.00	0.00	284.54	0.00	0.00
556 12/31/2011	M	0.00	0.00	35.38	8279.32	0.00	1032.44	0.00	0.00	0.00	284.54	0.00	0.00
557 01/01/2012	O	300.00	0.00	0.00	8279.32	0.00	1032.44	0.00	0.00	0.00	284.54	0.00	0.00
558 01/03/2012	R	0.00	0.00	0.00	8279.32	0.00	1032.44	0.00	0.00	0.00	284.54	0.00	0.00
559 01/09/2012	R	0.00	0.00	0.00	8279.32	0.00	1032.44	0.00	0.00	0.00	284.54	0.00	0.00
560 01/17/2012	R	0.00	0.00	0.00	8279.32	0.00	1032.44	0.00	0.00	0.00	276.92	0.00	0.00
561 01/23/2012	P	0.00	307.62	0.00	8279.32	0.00	1032.44	0.00	0.00	0.00	276.92	0.00	0.00
562 01/23/2012	R	0.00	0.00	0.00	8279.32	0.00	1032.44	0.00	0.00	0.00	276.92	0.00	0.00
563 01/30/2012	R	0.00	0.00	0.00	8279.32	0.00	1032.44	0.00	0.00	0.00	276.92	0.00	0.00
564 01/31/2012	M	0.00	0.00	35.38	8314.70	0.00	1032.44	0.00	0.00	0.00	276.92	0.00	0.00
Totals:		\$45600.00	\$44121.31	\$0.00	\$8314.70	\$0.00	\$1032.44	\$0.00	\$0.00	\$0.00	\$276.92	\$0.00	\$0.00

Total Unadjudicated Interest on UA: \$8314.70
 Total Unadjudicated Interest on AA: \$1032.44
 Total Adjudicated Interest: \$0.00
 Total Interest: \$9347.14

Total Unadjudicated Penalty: \$276.92
 Total Adjudicated Penalty: \$0.00
 Total Penalty: \$276.92

Total Arrears: \$8086.92
 Total Interest: \$9347.14
 Total Penalty: \$276.92
 Grand Total: \$17710.98

COPY

RECEIVED
APR 20 2012
STATE OF NEVADA
CHILD SUPPORT PROGRAM

CERTIFIED COPY
The document to which this certificate is attached is a full, true and correct copy of the original in file and of record in my office.
DATE 4/19/12
TED THUAN Clerk of the 9th Judicial District Court
of the State of Nevada, in and for the County of Douglas,
By [Signature] Deputy