

No Fee



00018184201508660480450450

KAREN ELLISON, RECORDER

1
2
3
4
5
6
7
8
9
10
11
12
13
14
15
16
17
18
19
20
21
22
23
24
25
26
27
28

APN # _____

Recording Requested by and returned to:

(for Recorder's use only)

Name: Division of Welfare and Supportive Services
Child Support Enforcement

Address: 300 E. Second St., Ste. 1200

City/State/Zip: Reno, NV 89501-1580

Release of Lien (RELN)

Judgment and Order

Stipulation and Order

Other:

OBLIGOR'S NAME: JOHN MAX EISSEL

UPI #: 434-89-3000B

This page added to provide additional information required by NRS 111.312 Sections 1-2.

(Additional recording fee applies.)

This cover page must be typed or printed.

1 CASE NO. 97-UR-0083

2 DEPT. NO. I

3 **IN THE NINTH JUDICIAL DISTRICT COURT OF THE STATE OF NEVADA**

4 **IN AND FOR THE COUNTY OF DOUGLAS**

5
6 DIVISION OF WELFARE AND SUPPORTIVE SERVICES
7 AND CHERI EISSEL NKA CHERI HALVORSON

8 Obligees,

AFFIDAVIT OF RECORDATION

9 Vs.
10 JOHN MAX EISSEL

Obligor

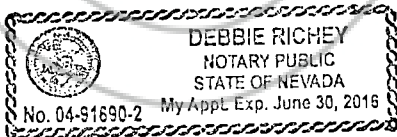
I, Linda Holcomb, hereby swear and affirm under penalty of perjury that the following assertions are true:

- 11 1. That affiant is, and at all times mentioned herein was, a citizen of the State of Nevada, over the
- 12 age of twenty-one years of age, and an employee of the Division of Welfare and Supportive
- 13 Services Child Support Enforcement Office managing the legal process under Case Number
- 14 434-89-3000B.
- 15 2. That this affidavit and Judgment and Order is being filed pursuant to NRS125B.142 and
- 16 NRS17.150, and when so recorded shall become a lien upon all the real property of the Obligor.
- 17 3. That the Obligor's name is JOHN MAX EISSEL, whose address, Social Security number and
- 18 date of birth is confidential on file with the Division of Welfare and Supportive Services Child
- 19 Support Enforcement Office.
- 20 4. That attached hereto is a certified copy of the Judgment and Order filed on JULY 7, 2015.

21
22 *Linda Holcomb*
Linda Holcomb
Administrative Assistant II

23 State of Nevada, County of Washoe
24 Subscribed and sworn before me this
9th day of July, 2015

25 *Debbie Richey*
26 NOTARY PUBLIC



INSTRUCTIONS TO RECORDER

Obligor: JOHN MAX EISSEL

Obligee: CHERI EISSEL NKA CHERI HALVORSON

Date: JULY 8, 2015

From: Linda Holcomb, Administrative Assistant II, Division of Welfare and Supportive Services Child Support Enforcement Office

Enclosed: Certified copy of Child Support Judgment and Order

In accordance with NRS125B.142 and NRS17.150, on the behalf of the Division please record the attached Affidavit and Judgment and Order at the request of the Division of Welfare and Supportive Services Child Support Enforcement Office.

Please note: If the judgment is a Stipulation and Order, they should be recorded as one document.

Thank you for your assistance. If you have any questions or concerns, please call me at (775) 448-5154.

COPY

RECEIVED

JUL 06 2015

Douglas County
District Court Clerk

FILED

2015 JUL -7 PM 4:10

BOBBIE R. WILLIAMS
CLERK
B. D. GOELZ
DEPUTY

Case No. 97-UR-0083

Dept No. I

IN THE NINTH JUDICIAL DISTRICT COURT OF THE STATE OF NEVADA

IN AND FOR THE COUNTY OF DOUGLAS

DIVISION OF WELFARE AND SUPPORTIVE SERVICES
AND CHERI EISSEL NKA CHERI HALVORSON
Obligee,

Vs.

JOHN MAX EISSEL
Obligor,

The undersigned does hereby affirm this document does not contain the social security number of any person, pursuant to NRS 239B.030.

JUDGMENT AND ORDER

This matter was heard on JUNE 12, 2015, before the Court Master with the following persons present:

Obligee: () Present (X) Not Present Represented by: _____

Obligor: () Present (X) Not Present Represented by: _____

Presented by: JOANNE KAPAHEE Department of Health and Human Services
Child Support Enforcement

After considering all of the evidence, the Master hereby makes the following Findings and Recommendations:

The Obligee and Obligor were mailed by regular mail, on MAY 21, 2015, a NOTICE OF HEARING.

1 Obligor was properly served and noticed of today's hearing at his/her last known
2 address and failed to appear.

3 Obligee was properly noticed of today's hearing on or about May 21, 2015.

4 Obligor is the parent of the following child:

5	<u>NAME</u>	<u>D.O.B.</u>
6	<u>ARON ALEC EISSEL</u>	<u>NOVEMBER 29, 1994 (Emancipated)</u>

9 THE RECOMMENDED ORDER:

10 1. The Obligor is responsible for **child support** arrears for the period of
11 May 1, 2010 through May 31, 2015.

12 A judgment is entered against the Obligor for **child support** arrears as follows:

13 Principal in the amount of \$ 7,806.45

14 Interest in the amount of \$ 2,314.61

15 Penalty in the amount of \$ 531.23

16 For a total judgment of \$ 10,652.29 to be repaid at \$ 295.00 per month
17 beginning June 1, 2015.

18 2. The Obligor is responsible for **medical cash** arrears for the period of
19 May 1, 2010 through May 31, 2015.

20 A judgment is entered against the Obligor for **medical cash** arrears as follows:

21 Principal in the amount of \$ 510.53

22 Interest in the amount of \$ 101.30

23 Penalty in the amount of \$ 50.70

24 For a total judgment of \$ 1062.53 to be repaid at \$ 45.00 per month
25 beginning June 1, 2015.

26 All payments MUST be made in the form of a money order, cashier's check or business check
27 and payable to **STATE COLLECTION AND DISBURSEMENT UNIT (SCaDU)** and sent
28 to:

1 STATE COLLECTION AND DISBURSEMENT UNIT (SCaDU)
2 P.O. BOX 98950
3 LAS VEGAS, NV 89193-89501

4 The following information must be included with each payment:

- 5 A. Name (first, middle, last) of person responsible for paying child support.
- 6 B. Social Security Number of person responsible for paying child support.
- 7 C. Child support case number 434-89-3000B listed on each payment.
- 8 D. Name of custodian (first and last name of person receiving child support).

9 **PAYMENT OF SUPPORT IS TO BE AS PROVIDED HEREIN, AND THE GIVING**
10 **OF GIFTS, OF MAKING PURCHASES OF FOOD, CLOTHING AND THE LIKE**
11 **WILL NOT FULFILL THE OBLIGATION.**

12 **NOTICE: NO CREDIT WILL BE GIVEN FOR PAYMENTS PAID DIRECTLY TO**
13 **THE OBLIGEE.**

14 3. All payments shall be made by immediate income withholding. If you pay your child
15 support through income withholding and your full obligation is not met by the amount
16 withheld by your employer, you are responsible to pay the difference between your
17 court ordered obligation and the amount withheld by your employer directly to the
18 STATE COLLECTION AND DISBURSEMENT UNIT (SCaDU). If you fail to do so
19 you will be subject to the assessment of penalties and interest. You may avoid these
20 additional costs by making your current child support payments each month.

21 4. Except as modified herein the terms, conditions and obligations set forth in prior orders
22 shall remain in full force and effect.

23 5. The Obligor shall keep Division of Welfare and Supportive Services informed of any
24 change regarding current employment and of access to health insurance coverage in
25 **WRITING** (including health insurance policy information) within 10 days of such.

26 6. Obligor shall be responsible for ALL child support and judgment payments due.
27 Payment is to be made directly to the STATE COLLECTION AND
28 DISBURSEMENT UNIT (SCaDU). At any time withholding does not occur, Obligor

1 must make voluntary payments to the STATE COLLECTION AND DISBURSEMENT
2 UNIT (SCaDU).

3 7. Effective July 1, 2004 simple interest will accrue on all adjudicated arrears balances
4 (including payment in lieu of medical insurance) and spousal support balances, for
5 cases with a Nevada controlling order pursuant to NRS 99.040. Interest assessed by a
6 judgment of the court prior to July 1, 2004 will be enforced. Interest on the judgment
7 shall accrue at the rate established by NRS 125B.140(2)(c)(1).

8 8. Pursuant to NRS. 125B.095, a late fee/penalty of 10% (ten percent) of the unpaid
9 monthly child support amount will be added to the arrears balance of the Obligor if the
10 Obligor becomes delinquent in the amount owed for one month's support.

11 9. The State of Nevada has continuing exclusive jurisdiction for enforcement and
12 modification purposes pursuant to the Full Faith and Credit for Child Support Orders
13 Act.

14 It is further ordered that:

15 Case is arrears only due to
16 emancipation.
17
18
19
20
21
22
23
24
25
26
27
28

///

///

///

///

SUPPORT OBLIGATION BREAKDOWN AS FOLLOWS:

Child Support Arrearages..... \$ 295.00 Effective 6/1/2015
Medical Cash Arrearages..... \$ 45.00 Effective 6/1/2015
TOTAL PAYMENT..... \$ 340.00

Pursuant to NRS 125B.145 this Order may be reviewed every three (3) years and is subject to future modifications.

Unless a stay of this Order is obtained from District Court, all enforcement procedures including, but not limited to wage withholding, garnishment, liens and the attachment of federal income tax returns will be undertaken upon entry of this Order.

IT IS SO RECOMMENDED.

This 12 day of June, 2015.


COURT MASTER

1 Case No. 97-UR-0083

2 Dept. No. I

3
4 IN THE NINTH JUDICIAL DISTRICT COURT OF THE STATE OF NEVADA

5 IN AND FOR THE COUNTY OF DOUGLAS

6
7 DIVISION OF WELFARE AND SUPPORTIVE SERVICES
8 AND CHERI EISSEL NKA CHERI HALVORSON
9 Obligee,

10 Vs.

11 JOHN MAX EISSEL
12 Obligor,

13 CERTIFICATE OF MAILING

14 Pursuant to NRCPC 5(b), I certify that on this date I deposited for mailing at Reno,
15 Nevada, a true copy of the attached document addressed to:

16 JOHN MAX EISSEL
17 ADDRESS CONFIDENTIAL
18 IN FILE

19 CHERI HALVORSON
20 ADDRESS CONFIDENTIAL
21 IN FILE

22 DATED: June 12, 2015

23 SIGNED: Linda Holcomb
24 LINDA HOLCOMB
25 ADMINISTRATIVE ASSISTANT II

26 DOCUMENTS: JUDGMENT AND ORDER
27 CASE NO. 97-UR-0083
28

Custodian Financial Audit (part 1 of 2)

Run Date: 06/05/2015
Run Time: 11:12 AM

NCP Name: Eissel, John
CST Name: Halvorson, Cheryl

Case ID: 4348930008
Docket#: 97-UR-0083

Office: 03

Prepared By: JKAPAHEE
Last Updated By: JKAPAHEE

Prepared By Date: 06/05/2015
Last Updated By Date: 06/05/2015

Provision Type: Child Support

Event Date	Event Type	Current Amount Due	NCP Paid	Unadjudicated Arrears		Adjudicated Arrears	
				Adjustment Amount	Running Balance	Adjustment Amount	Running Balance
05/01/2010	J	0.00	0.00	0.00	0.00	8536.03	8536.03
05/01/2010	O	250.00	0.00	250.00	250.00	0.00	8536.03
05/12/2010	P	0.00	113.89	-113.89	136.11	0.00	8536.03
05/31/2010	M	0.00	0.00	0.00	136.11	0.00	8536.03
05/31/2010	R	0.00	0.00	0.00	136.11	0.00	8536.03
06/01/2010	O	250.00	0.00	250.00	386.11	0.00	8536.03
06/09/2010	P	0.00	269.07	-250.00	136.11	-19.07	8516.96
06/24/2010	P	0.00	53.28	0.00	136.11	-53.28	8463.68
06/30/2010	M	0.00	0.00	0.00	136.11	0.00	8463.68
06/30/2010	R	0.00	0.00	0.00	136.11	0.00	8463.68
07/01/2010	O	250.00	0.00	250.00	386.11	0.00	8463.68
07/07/2010	P	0.00	192.96	-192.96	193.15	0.00	8463.68
07/28/2010	P	0.00	83.96	-57.04	136.11	-26.92	8436.76
07/31/2010	M	0.00	0.00	0.00	136.11	0.00	8436.76
07/31/2010	R	0.00	0.00	0.00	136.11	0.00	8436.76
08/01/2010	O	250.00	0.00	250.00	386.11	0.00	8436.76
08/12/2010	P	0.00	192.96	-192.96	193.15	0.00	8436.76
08/30/2010	P	0.00	83.96	-57.04	136.11	-26.92	8409.84
08/31/2010	M	0.00	0.00	0.00	136.11	0.00	8409.84
08/31/2010	R	0.00	0.00	0.00	136.11	0.00	8409.84
09/01/2010	O	250.00	0.00	250.00	386.11	0.00	8409.84

EXHIBIT A

Event Date	Event Type	Current Amount Due	NCP Paid	Unadjudicated Arrears		Adjudicated Arrears		
				Adjustment Amount	Running Balance	Adjustment Amount	Running Balance	
22	09/23/2010	P	0.00	276.92	-250.00	136.11	-26.92	8382.92
23	09/30/2010	M	0.00	0.00	0.00	136.11	0.00	8382.92
24	09/30/2010	R	0.00	0.00	0.00	136.11	0.00	8382.92
25	10/01/2010	O	250.00	0.00	250.00	386.11	0.00	8382.92
26	10/22/2010	P	0.00	192.96	-192.96	193.15	0.00	8382.92
27	10/31/2010	M	0.00	0.00	0.00	193.15	0.00	8382.92
28	10/31/2010	R	0.00	0.00	0.00	193.15	0.00	8382.92
29	11/01/2010	O	250.00	0.00	250.00	443.15	0.00	8382.92
30	11/01/2010	P	0.00	192.96	-192.96	250.19	0.00	8382.92
31	11/10/2010	P	0.00	83.96	-57.04	193.15	-26.92	8356.00
32	11/30/2010	M	0.00	0.00	0.00	193.15	0.00	8356.00
33	11/30/2010	R	0.00	0.00	0.00	193.15	0.00	8356.00
34	12/01/2010	O	250.00	0.00	250.00	443.15	0.00	8356.00
35	12/06/2010	P	0.00	276.92	-250.00	193.15	-26.92	8329.08
36	12/31/2010	M	0.00	0.00	0.00	193.15	0.00	8329.08
37	12/31/2010	R	0.00	0.00	0.00	193.15	0.00	8329.08
38	01/01/2011	O	250.00	0.00	250.00	443.15	0.00	8329.08
39	01/05/2011	P	0.00	276.92	-250.00	193.15	-26.92	8302.16
40	01/31/2011	P	0.00	67.15	0.00	193.15	-67.15	8235.01
41	01/31/2011	M	0.00	0.00	0.00	193.15	0.00	8235.01
42	01/31/2011	R	0.00	0.00	0.00	193.15	0.00	8235.01
43	02/01/2011	O	250.00	0.00	250.00	443.15	0.00	8235.01
44	02/16/2011	P	0.00	192.96	-192.96	250.19	0.00	8235.01
45	02/28/2011	M	0.00	0.00	0.00	250.19	0.00	8235.01
46	02/28/2011	R	0.00	0.00	0.00	250.19	0.00	8235.01
47	03/01/2011	O	250.00	0.00	250.00	500.19	0.00	8235.01
48	03/01/2011	P	0.00	192.96	-192.96	307.23	0.00	8235.01
49	03/14/2011	P	0.00	83.96	-57.04	250.19	-26.92	8208.09
50	03/31/2011	M	0.00	0.00	0.00	250.19	0.00	8208.09
51	03/31/2011	R	0.00	0.00	0.00	250.19	0.00	8208.09
52	04/01/2011	O	250.00	0.00	250.00	500.19	0.00	8208.09
53	04/11/2011	P	0.00	276.92	-250.00	250.19	-26.92	8181.17
54	04/30/2011	M	0.00	0.00	0.00	250.19	0.00	8181.17
55	04/30/2011	R	0.00	0.00	0.00	250.19	0.00	8181.17

Event Date	Event Type	Current Amount Due	NCP Paid	Unadjudicated Arrears		Adjudicated Arrears	
				Adjustment Amount	Running Balance	Adjustment Amount	Running Balance
56	05/01/2011	250.00	0.00	250.00	500.19	0.00	8181.17
57	05/09/2011	0.00	276.92	-250.00	250.19	-26.92	8154.25
58	05/31/2011	0.00	0.00	0.00	250.19	0.00	8154.25
59	05/31/2011	0.00	0.00	0.00	250.19	0.00	8154.25
60	06/01/2011	250.00	0.00	250.00	500.19	0.00	8154.25
61	06/08/2011	0.00	276.92	-250.00	250.19	-26.92	8127.33
62	06/30/2011	0.00	0.00	0.00	250.19	0.00	8127.33
63	06/30/2011	0.00	0.00	0.00	250.19	0.00	8127.33
64	07/01/2011	250.00	0.00	250.00	500.19	0.00	8127.33
65	07/11/2011	0.00	276.92	-250.00	250.19	-26.92	8100.41
66	07/31/2011	0.00	0.00	0.00	250.19	0.00	8100.41
67	07/31/2011	0.00	0.00	0.00	250.19	0.00	8100.41
68	08/01/2011	250.00	0.00	250.00	500.19	0.00	8100.41
69	08/17/2011	0.00	276.92	-250.00	250.19	-26.92	8073.49
70	08/31/2011	0.00	0.00	0.00	250.19	0.00	8073.49
71	08/31/2011	0.00	0.00	0.00	250.19	0.00	8073.49
72	09/01/2011	250.00	0.00	250.00	500.19	0.00	8073.49
73	09/09/2011	0.00	276.92	-250.00	250.19	-26.92	8046.57
74	09/30/2011	0.00	0.00	0.00	250.19	0.00	8046.57
75	09/30/2011	0.00	0.00	0.00	250.19	0.00	8046.57
76	10/01/2011	250.00	0.00	250.00	500.19	0.00	8046.57
77	10/11/2011	0.00	276.92	-250.00	250.19	-26.92	8019.65
78	10/31/2011	0.00	0.00	0.00	250.19	0.00	8019.65
79	10/31/2011	0.00	0.00	0.00	250.19	0.00	8019.65
80	11/01/2011	250.00	0.00	250.00	500.19	0.00	8019.65
81	11/14/2011	0.00	250.00	-250.00	250.19	0.00	8019.65
82	11/21/2011	0.00	3.26	0.00	250.19	-3.26	8016.39
83	11/21/2011	0.00	3.88	0.00	250.19	-3.88	8012.51
84	11/28/2011	0.00	10.26	0.00	250.19	-10.26	8002.25
85	11/30/2011	0.00	0.00	0.00	250.19	0.00	8002.25
86	11/30/2011	0.00	0.00	0.00	250.19	0.00	8002.25
87	12/01/2011	250.00	0.00	250.00	500.19	0.00	8002.25
88	12/01/2011	0.00	48.83	-48.83	451.36	0.00	8002.25
89	12/12/2011	0.00	48.83	-48.83	402.53	0.00	8002.25

Event Date	Event Type	Current Amount Due	NCP Paid	Unadjudicated Arrears		Adjudicated Arrears			
				Adjustment Amount	Running Balance	Adjustment Amount	Running Balance		
90	12/19/2011	P	0.00	48.83	-48.83	353.70	0.00	8002.25	90
91	12/27/2011	P	0.00	48.83	-48.83	304.87	0.00	8002.25	91
92	12/31/2011	M	0.00	0.00	0.00	304.87	0.00	8002.25	92
93	12/31/2011	R	0.00	0.00	0.00	304.87	0.00	8002.25	93
94	01/01/2012	O	250.00	0.00	250.00	554.87	0.00	8002.25	94
95	01/03/2012	P	0.00	48.83	-48.83	506.04	0.00	8002.25	95
96	01/09/2012	P	0.00	48.83	-48.83	457.21	0.00	8002.25	96
97	01/17/2012	P	0.00	48.83	-48.83	408.38	0.00	8002.25	97
98	01/23/2012	P	0.00	48.83	-48.83	359.55	0.00	8002.25	98
99	01/29/2012	P	0.00	48.84	-48.84	310.71	0.00	8002.25	99
100	01/31/2012	M	0.00	0.00	0.00	310.71	0.00	8002.25	100
101	01/31/2012	R	0.00	0.00	0.00	310.71	0.00	8002.25	101
102	02/01/2012	O	250.00	0.00	250.00	560.71	0.00	8002.25	102
103	02/01/2012	P	0.00	48.83	-48.83	511.88	0.00	8002.25	103
104	02/13/2012	P	0.00	48.83	-48.83	463.05	0.00	8002.25	104
105	02/21/2012	P	0.00	48.83	-48.83	414.22	0.00	8002.25	105
106	02/27/2012	P	0.00	48.83	-48.83	365.39	0.00	8002.25	106
107	02/29/2012	M	0.00	0.00	0.00	365.39	0.00	8002.25	107
108	02/29/2012	R	0.00	0.00	0.00	365.39	0.00	8002.25	108
109	03/01/2012	O	250.00	0.00	250.00	615.39	0.00	8002.25	109
110	03/01/2012	P	0.00	48.83	-48.83	566.56	0.00	8002.25	110
111	03/12/2012	P	0.00	48.83	-48.83	517.73	0.00	8002.25	111
112	03/19/2012	P	0.00	48.83	-48.83	468.90	0.00	8002.25	112
113	03/26/2012	P	0.00	48.83	-48.83	420.07	0.00	8002.25	113
114	03/31/2012	M	0.00	0.00	0.00	420.07	0.00	8002.25	114
115	03/31/2012	R	0.00	0.00	0.00	420.07	0.00	8002.25	115
116	04/01/2012	O	250.00	0.00	250.00	670.07	0.00	8002.25	116
117	04/02/2012	P	0.00	48.83	-48.83	621.24	0.00	8002.25	117
118	04/09/2012	P	0.00	48.83	-48.83	572.41	0.00	8002.25	118
119	04/16/2012	P	0.00	16.45	-16.45	555.96	0.00	8002.25	119
120	04/30/2012	M	0.00	0.00	0.00	555.96	0.00	8002.25	120
121	04/30/2012	R	0.00	0.00	0.00	555.96	0.00	8002.25	121
122	05/01/2012	O	250.00	0.00	250.00	805.96	0.00	8002.25	122
123	05/31/2012	M	0.00	0.00	0.00	805.96	0.00	8002.25	123

Event Date	Event Type	Current Amount Due	NCP Paid	Unadjudicated Arrears		Adjudicated Arrears		
				Adjustment Amount	Running Balance	Adjustment Amount	Running Balance	
124	05/31/2012	R	0.00	0.00	805.96	0.00	8002.25	124
125	06/01/2012	O	250.00	250.00	1055.96	0.00	8002.25	125
126	06/30/2012	M	0.00	0.00	1055.96	0.00	8002.25	126
127	06/30/2012	R	0.00	0.00	1055.96	0.00	8002.25	127
128	07/01/2012	O	250.00	250.00	1305.96	0.00	8002.25	128
129	07/31/2012	M	0.00	0.00	1305.96	0.00	8002.25	129
130	07/31/2012	R	0.00	0.00	1305.96	0.00	8002.25	130
131	08/01/2012	O	250.00	250.00	1555.96	0.00	8002.25	131
132	08/27/2012	P	0.00	-83.51	1472.45	0.00	8002.25	132
133	08/31/2012	M	0.00	0.00	1472.45	0.00	8002.25	133
134	08/31/2012	R	0.00	0.00	1472.45	0.00	8002.25	134
135	09/01/2012	O	250.00	250.00	1722.45	0.00	8002.25	135
136	09/07/2012	P	0.00	-45.54	1676.91	0.00	8002.25	136
137	09/07/2012	P	0.00	-37.97	1638.94	0.00	8002.25	137
138	09/13/2012	P	0.00	-83.51	1555.43	0.00	8002.25	138
139	09/20/2012	P	0.00	-72.15	1483.28	0.00	8002.25	139
140	09/26/2012	P	0.00	-10.83	1472.45	0.00	8002.25	140
141	09/26/2012	P	0.00	0.00	1472.45	-2.51	7999.74	141
142	09/30/2012	M	0.00	0.00	1472.45	0.00	7999.74	142
143	09/30/2012	R	0.00	0.00	1472.45	0.00	7999.74	143
144	10/01/2012	O	250.00	250.00	1722.45	0.00	7999.74	144
145	10/08/2012	P	0.00	-83.51	1638.94	0.00	7999.74	145
146	10/16/2012	P	0.00	-83.51	1555.43	0.00	7999.74	146
147	10/18/2012	P	0.00	-82.98	1472.45	0.00	7999.74	147
148	10/31/2012	M	0.00	0.00	1472.45	0.00	7999.74	148
149	10/31/2012	R	0.00	0.00	1472.45	0.00	7999.74	149
150	11/01/2012	O	250.00	250.00	1722.45	0.00	7999.74	150
151	11/02/2012	P	0.00	-83.51	1638.94	0.00	7999.74	151
152	11/09/2012	P	0.00	-83.51	1555.43	0.00	7999.74	152
153	11/15/2012	P	0.00	-82.98	1472.45	0.00	7999.74	153
154	11/26/2012	P	0.00	0.00	1472.45	-3.53	7996.21	154
155	11/29/2012	P	0.00	0.00	1472.45	-7.53	7988.68	155
156	11/30/2012	M	0.00	0.00	1472.45	0.00	7988.68	156
157	11/30/2012	R	0.00	0.00	1472.45	0.00	7988.68	157

	Event Date	Event Type	Current Amount Due	NCP Paid	Unadjudicated Arrears		Adjudicated Arrears		
					Adjustment Amount	Running Balance	Adjustment Amount	Running Balance	
158	12/01/2012	O	0.00	0.00	0.00	1472.45	0.00	7988.68	158
159	12/07/2012	P	0.00	32.61	0.00	1472.45	-32.61	7956.07	159
160	12/17/2012	P	0.00	14.96	0.00	1472.45	-14.96	7941.11	160
161	12/17/2012	P	0.00	17.94	0.00	1472.45	-17.94	7923.17	161
162	12/20/2012	P	0.00	23.93	0.00	1472.45	-23.93	7899.24	162
163	12/20/2012	P	0.00	8.97	0.00	1472.45	-8.97	7890.27	163
164	12/26/2012	P	0.00	12.73	0.00	1472.45	-12.73	7877.54	164
165	12/26/2012	P	0.00	8.97	0.00	1472.45	-8.97	7868.57	165
166	12/26/2012	P	0.00	8.97	0.00	1472.45	-8.97	7859.60	166
167	12/31/2012	M	0.00	0.00	0.00	1472.45	0.00	7859.60	167
168	12/31/2012	R	0.00	0.00	0.00	1472.45	0.00	7859.60	168
169	01/01/2013	O	0.00	0.00	0.00	1472.45	0.00	7859.60	169
170	01/07/2013	P	0.00	8.97	0.00	1472.45	-8.97	7850.63	170
171	01/07/2013	P	0.00	8.97	0.00	1472.45	-8.97	7841.66	171
172	01/07/2013	P	0.00	14.96	0.00	1472.45	-14.96	7826.70	172
173	01/09/2013	P	0.00	32.90	0.00	1472.45	-32.90	7793.80	173
174	01/17/2013	P	0.00	22.70	0.00	1472.45	-22.70	7771.10	174
175	01/24/2013	P	0.00	23.45	0.00	1472.45	-23.45	7747.65	175
176	01/31/2013	M	0.00	0.00	0.00	1472.45	0.00	7747.65	176
177	01/31/2013	R	0.00	0.00	0.00	1472.45	0.00	7747.65	177
178	02/01/2013	O	0.00	0.00	0.00	1472.45	0.00	7747.65	178
179	02/28/2013	M	0.00	0.00	0.00	1472.45	0.00	7747.65	179
180	02/28/2013	R	0.00	0.00	0.00	1472.45	0.00	7747.65	180
181	03/01/2013	O	0.00	0.00	0.00	1472.45	0.00	7747.65	181
182	03/31/2013	M	0.00	0.00	0.00	1472.45	0.00	7747.65	182
183	03/31/2013	R	0.00	0.00	0.00	1472.45	0.00	7747.65	183
184	04/01/2013	O	0.00	0.00	0.00	1472.45	0.00	7747.65	184
185	04/30/2013	M	0.00	0.00	0.00	1472.45	0.00	7747.65	185
186	04/30/2013	R	0.00	0.00	0.00	1472.45	0.00	7747.65	186
187	05/01/2013	O	0.00	0.00	0.00	1472.45	0.00	7747.65	187
188	05/31/2013	M	0.00	0.00	0.00	1472.45	0.00	7747.65	188
189	05/31/2013	R	0.00	0.00	0.00	1472.45	0.00	7747.65	189
190	06/01/2013	O	0.00	0.00	0.00	1472.45	0.00	7747.65	190
191	06/30/2013	M	0.00	0.00	0.00	1472.45	0.00	7747.65	191

	Event Date	Event Type	Current Amount Due	NCP Paid	Unadjudicated Arrears		Adjudicated Arrears		
					Adjustment Amount	Running Balance	Adjustment Amount	Running Balance	
192	06/30/2013	R	0.00	0.00	0.00	1472.45	0.00	7747.65	192
193	07/01/2013	O	0.00	0.00	0.00	1472.45	0.00	7747.65	193
194	07/31/2013	M	0.00	0.00	0.00	1472.45	0.00	7747.65	194
195	07/31/2013	R	0.00	0.00	0.00	1472.45	0.00	7747.65	195
196	08/01/2013	O	0.00	0.00	0.00	1472.45	0.00	7747.65	196
197	08/31/2013	M	0.00	0.00	0.00	1472.45	0.00	7747.65	197
198	08/31/2013	R	0.00	0.00	0.00	1472.45	0.00	7747.65	198
199	09/01/2013	O	0.00	0.00	0.00	1472.45	0.00	7747.65	199
200	09/30/2013	M	0.00	0.00	0.00	1472.45	0.00	7747.65	200
201	09/30/2013	R	0.00	0.00	0.00	1472.45	0.00	7747.65	201
202	10/01/2013	O	0.00	0.00	0.00	1472.45	0.00	7747.65	202
203	10/07/2013	P	0.00	8.97	-8.97	1472.45	-8.97	7738.68	203
204	10/07/2013	P	0.00	8.97	-8.97	1472.45	-8.97	7729.71	204
205	10/07/2013	P	0.00	8.97	-8.97	1472.45	-8.97	7720.74	205
206	10/07/2013	P	0.00	14.96	-14.96	1472.45	-14.96	7705.78	206
207	10/14/2013	P	0.00	8.97	-8.97	1472.45	-8.97	7696.81	207
208	10/14/2013	P	0.00	8.97	-8.97	1472.45	-8.97	7687.84	208
209	10/14/2013	P	0.00	8.97	-8.97	1472.45	-8.97	7678.87	209
210	10/14/2013	P	0.00	14.96	-14.96	1472.45	-14.96	7663.91	210
211	10/21/2013	P	0.00	8.97	-8.97	1472.45	-8.97	7654.94	211
212	10/21/2013	P	0.00	8.97	-8.97	1472.45	-8.97	7645.97	212
213	10/21/2013	P	0.00	8.97	-8.97	1472.45	-8.97	7637.00	213
214	10/21/2013	P	0.00	14.96	-14.96	1472.45	-14.96	7622.04	214
215	10/28/2013	P	0.00	8.97	-8.97	1472.45	-8.97	7613.07	215
216	10/28/2013	P	0.00	8.97	-8.97	1472.45	-8.97	7604.10	216
217	10/28/2013	P	0.00	8.97	-8.97	1472.45	-8.97	7595.13	217
218	10/28/2013	P	0.00	14.96	-14.96	1472.45	-14.96	7580.17	218
219	10/31/2013	M	0.00	0.00	0.00	1472.45	0.00	7580.17	219
220	10/31/2013	R	0.00	0.00	0.00	1472.45	0.00	7580.17	220
221	11/01/2013	O	0.00	0.00	0.00	1472.45	0.00	7580.17	221
222	11/04/2013	P	0.00	14.96	-14.96	1472.45	-14.96	7565.21	222
223	11/04/2013	P	0.00	8.97	-8.97	1472.45	-8.97	7556.24	223
224	11/04/2013	P	0.00	8.97	-8.97	1472.45	-8.97	7547.27	224
225	11/04/2013	P	0.00	8.97	-8.97	1472.45	-8.97	7538.30	225

Event Date	Event Type	Current Amount Due	NCP Paid	Unadjudicated Arrears		Adjudicated Arrears			
				Adjustment Amount	Running Balance	Adjustment Amount	Running Balance		
226	11/12/2013	P	0.00	8.97	0.00	1472.45	-8.97	7529.33	226
227	11/12/2013	P	0.00	8.97	0.00	1472.45	-8.97	7520.36	227
228	11/12/2013	P	0.00	8.97	0.00	1472.45	-8.97	7511.39	228
229	11/12/2013	P	0.00	14.96	0.00	1472.45	-14.96	7496.43	229
230	11/19/2013	P	0.00	8.97	0.00	1472.45	-8.97	7487.46	230
231	11/19/2013	P	0.00	8.97	0.00	1472.45	-8.97	7478.49	231
232	11/19/2013	P	0.00	8.97	0.00	1472.45	-8.97	7469.52	232
233	11/19/2013	P	0.00	14.96	0.00	1472.45	-14.96	7454.56	233
234	11/25/2013	P	0.00	8.97	0.00	1472.45	-8.97	7445.59	234
235	11/25/2013	P	0.00	8.97	0.00	1472.45	-8.97	7436.62	235
236	11/25/2013	P	0.00	8.97	0.00	1472.45	-8.97	7427.65	236
237	11/25/2013	P	0.00	14.96	0.00	1472.45	-14.96	7412.69	237
238	11/30/2013	M	0.00	0.00	0.00	1472.45	0.00	7412.69	238
239	11/30/2013	R	0.00	0.00	0.00	1472.45	0.00	7412.69	239
240	12/01/2013	O	0.00	0.00	0.00	1472.45	0.00	7412.69	240
241	12/02/2013	P	0.00	8.97	0.00	1472.45	-8.97	7403.72	241
242	12/02/2013	P	0.00	8.97	0.00	1472.45	-8.97	7394.75	242
243	12/02/2013	P	0.00	8.97	0.00	1472.45	-8.97	7385.78	243
244	12/02/2013	P	0.00	14.96	0.00	1472.45	-14.96	7370.82	244
245	12/09/2013	P	0.00	6.95	0.00	1472.45	-6.95	7363.87	245
246	12/09/2013	P	0.00	6.95	0.00	1472.45	-6.95	7356.92	246
247	12/09/2013	P	0.00	6.95	0.00	1472.45	-6.95	7349.97	247
248	12/09/2013	P	0.00	11.58	0.00	1472.45	-11.58	7338.39	248
249	12/16/2013	P	0.00	8.97	0.00	1472.45	-8.97	7329.42	249
250	12/16/2013	P	0.00	8.97	0.00	1472.45	-8.97	7320.45	250
251	12/16/2013	P	0.00	8.97	0.00	1472.45	-8.97	7311.48	251
252	12/16/2013	P	0.00	14.96	0.00	1472.45	-14.96	7296.52	252
253	12/23/2013	P	0.00	8.97	0.00	1472.45	-8.97	7287.55	253
254	12/23/2013	P	0.00	8.97	0.00	1472.45	-8.97	7278.58	254
255	12/23/2013	P	0.00	8.97	0.00	1472.45	-8.97	7269.61	255
256	12/23/2013	P	0.00	14.96	0.00	1472.45	-14.96	7254.65	256
257	12/30/2013	P	0.00	8.97	0.00	1472.45	-8.97	7245.68	257
258	12/30/2013	P	0.00	8.97	0.00	1472.45	-8.97	7236.71	258
259	12/30/2013	P	0.00	8.97	0.00	1472.45	-8.97	7227.74	259

Event Date	Event Type	Current Amount Due	NCP Paid	Unadjudicated Arrears		Adjudicated Arrears			
				Adjustment Amount	Running Balance	Adjustment Amount	Running Balance		
260	12/30/2013	P	0.00	14.96	0.00	1472.45	-14.96	7212.78	260
261	12/31/2013	M	0.00	0.00	0.00	1472.45	0.00	7212.78	261
262	12/31/2013	R	0.00	0.00	0.00	1472.45	0.00	7212.78	262
263	01/01/2014	O	0.00	0.00	0.00	1472.45	0.00	7212.78	263
264	01/06/2014	P	0.00	6.95	0.00	1472.45	-6.95	7205.83	264
265	01/06/2014	P	0.00	11.59	0.00	1472.45	-11.59	7194.24	265
266	01/06/2014	P	0.00	6.95	0.00	1472.45	-6.95	7187.29	266
267	01/06/2014	P	0.00	6.95	0.00	1472.45	-6.95	7180.34	267
268	01/31/2014	M	0.00	0.00	0.00	1472.45	0.00	7180.34	268
269	01/31/2014	R	0.00	0.00	0.00	1472.45	0.00	7180.34	269
270	02/01/2014	O	0.00	0.00	0.00	1472.45	0.00	7180.34	270
271	02/28/2014	M	0.00	0.00	0.00	1472.45	0.00	7180.34	271
272	02/28/2014	R	0.00	0.00	0.00	1472.45	0.00	7180.34	272
273	03/01/2014	O	0.00	0.00	0.00	1472.45	0.00	7180.34	273
274	03/31/2014	M	0.00	0.00	0.00	1472.45	0.00	7180.34	274
275	03/31/2014	R	0.00	0.00	0.00	1472.45	0.00	7180.34	275
276	04/01/2014	O	0.00	0.00	0.00	1472.45	0.00	7180.34	276
277	04/30/2014	M	0.00	0.00	0.00	1472.45	0.00	7180.34	277
278	04/30/2014	R	0.00	0.00	0.00	1472.45	0.00	7180.34	278
279	05/01/2014	O	0.00	0.00	0.00	1472.45	0.00	7180.34	279
280	05/31/2014	M	0.00	0.00	0.00	1472.45	0.00	7180.34	280
281	05/31/2014	R	0.00	0.00	0.00	1472.45	0.00	7180.34	281
282	06/01/2014	O	0.00	0.00	0.00	1472.45	0.00	7180.34	282
283	06/30/2014	M	0.00	0.00	0.00	1472.45	0.00	7180.34	283
284	06/30/2014	R	0.00	0.00	0.00	1472.45	0.00	7180.34	284
285	07/01/2014	O	0.00	0.00	0.00	1472.45	0.00	7180.34	285
286	07/31/2014	M	0.00	0.00	0.00	1472.45	0.00	7180.34	286
287	07/31/2014	R	0.00	0.00	0.00	1472.45	0.00	7180.34	287
288	08/01/2014	O	0.00	0.00	0.00	1472.45	0.00	7180.34	288
289	08/31/2014	M	0.00	0.00	0.00	1472.45	0.00	7180.34	289
290	08/31/2014	R	0.00	0.00	0.00	1472.45	0.00	7180.34	290
291	09/01/2014	O	0.00	0.00	0.00	1472.45	0.00	7180.34	291
292	09/30/2014	M	0.00	0.00	0.00	1472.45	0.00	7180.34	292
293	09/30/2014	R	0.00	0.00	0.00	1472.45	0.00	7180.34	293

Event Date	Event Type	Current Amount Due	NCP Paid	Unadjudicated Arrears		Adjudicated Arrears		
				Adjustment Amount	Running Balance	Adjustment Amount	Running Balance	
294	10/01/2014	O	0.00	0.00	1472.45	0.00	7180.34	294
295	10/31/2014	M	0.00	0.00	1472.45	0.00	7180.34	295
296	10/31/2014	R	0.00	0.00	1472.45	0.00	7180.34	296
297	11/01/2014	O	0.00	0.00	1472.45	0.00	7180.34	297
298	11/13/2014	P	0.00	0.00	1472.45	-27.10	7153.24	298
299	11/17/2014	P	0.00	0.00	1472.45	-16.52	7136.72	299
300	11/17/2014	P	0.00	0.00	1472.45	-55.25	7081.47	300
301	11/17/2014	P	0.00	0.00	1472.45	-16.52	7064.95	301
302	11/26/2014	P	0.00	0.00	1472.45	-24.45	7040.50	302
303	11/30/2014	M	0.00	0.00	1472.45	0.00	7040.50	303
304	11/30/2014	R	0.00	0.00	1472.45	0.00	7040.50	304
305	12/01/2014	O	0.00	0.00	1472.45	0.00	7040.50	305
306	12/02/2014	P	0.00	0.00	1472.45	-49.84	6990.66	306
307	12/02/2014	P	0.00	0.00	1472.45	-14.91	6975.75	307
308	12/02/2014	P	0.00	0.00	1472.45	-14.91	6960.84	308
309	12/10/2014	P	0.00	0.00	1472.45	-28.00	6932.84	309
310	12/15/2014	P	0.00	0.00	1472.45	-57.09	6875.75	310
311	12/15/2014	P	0.00	0.00	1472.45	-17.08	6858.67	311
312	12/15/2014	P	0.00	0.00	1472.45	-17.08	6841.59	312
313	12/24/2014	P	0.00	0.00	1472.45	-27.65	6813.94	313
314	12/30/2014	P	0.00	0.00	1472.45	-56.36	6757.58	314
315	12/30/2014	P	0.00	0.00	1472.45	-12.08	6745.50	315
316	12/31/2014	M	0.00	0.00	1472.45	0.00	6745.50	316
317	12/31/2014	R	0.00	0.00	1472.45	0.00	6745.50	317
318	01/01/2015	O	0.00	0.00	1472.45	0.00	6745.50	318
319	01/07/2015	P	0.00	0.00	1472.45	-32.03	6713.47	319
320	01/12/2015	P	0.00	0.00	1472.45	-65.30	6648.17	320
321	01/12/2015	P	0.00	0.00	1472.45	-19.53	6628.64	321
322	01/12/2015	P	0.00	0.00	1472.45	-19.53	6609.11	322
323	01/22/2015	P	0.00	0.00	1472.45	-35.37	6573.74	323
324	01/26/2015	P	0.00	0.00	1472.45	-21.57	6552.17	324
325	01/26/2015	P	0.00	0.00	1472.45	-72.11	6480.06	325
326	01/26/2015	P	0.00	0.00	1472.45	-21.57	6458.49	326
327	01/31/2015	M	0.00	0.00	1472.45	0.00	6458.49	327

Event Date	Event Type	Current Amount Due	NCP Paid	Unadjudicated Arrears		Adjudicated Arrears		
				Adjustment Amount	Running Balance	Adjustment Amount	Running Balance	
328 01/31/2015	R	0.00	0.00	0.00	1472.45	0.00	6458.49	328
329 02/01/2015	O	0.00	0.00	0.00	1472.45	0.00	6458.49	329
330 02/04/2015	P	0.00	29.23	0.00	1472.45	-29.23	6429.26	330
331 02/09/2015	P	0.00	59.60	0.00	1472.45	-59.60	6369.66	331
332 02/09/2015	P	0.00	17.83	0.00	1472.45	-17.83	6351.83	332
333 02/09/2015	P	0.00	17.83	0.00	1472.45	-17.83	6334.00	333
334 02/28/2015	M	0.00	0.00	0.00	1472.45	0.00	6334.00	334
335 02/28/2015	R	0.00	0.00	0.00	1472.45	0.00	6334.00	335
336 03/01/2015	O	0.00	0.00	0.00	1472.45	0.00	6334.00	336
337 03/31/2015	M	0.00	0.00	0.00	1472.45	0.00	6334.00	337
338 03/31/2015	R	0.00	0.00	0.00	1472.45	0.00	6334.00	338
339 04/01/2015	O	0.00	0.00	0.00	1472.45	0.00	6334.00	339
340 04/30/2015	M	0.00	0.00	0.00	1472.45	0.00	6334.00	340
341 04/30/2015	R	0.00	0.00	0.00	1472.45	0.00	6334.00	341
342 05/01/2015	O	0.00	0.00	0.00	1472.45	0.00	6334.00	342
343 05/31/2015	M	0.00	0.00	0.00	1472.45	0.00	6334.00	343
344 05/31/2015	R	0.00	0.00	0.00	1472.45	0.00	6334.00	344
Totals:		\$7750.00	\$8479.58	\$0.00	\$1472.45	\$0.00	\$6334.00	

Total Unadjudicated: \$1472.45
 Total Adjudicated: \$6334.00
 Total Arrears: \$7806.45

Custodian Financial Audit (part 2 of 2)

Run Date: 06/05/2015
Run Time: 11:12 AM

NCP Name: Eissel, John
CST Name: Halvorson, Cheri

Case ID: 4348930008
Docket#: 97-UR-0083

Office: 03

Prepared By: JKAPAHEE
Last Updated By: JKAPAHEE

Prepared By Date: 06/05/2015
Last Updated By Date: 06/05/2015

Provision Type: Child Support

Event Date	Event Type	Current Amount Due	NCP Paid	Unadjudicated Interest (On UA)		Unadjudicated Interest (On AA)		Adjudicated Interest		Unadjudicated Penalty		Adjudicated Penalty	
				Adjust Amount	Running Balance	Adjust Amount	Running Balance	Adjust Amount	Running Balance	Adjust Amount	Running Balance	Adjust Amount	Running Balance
05/01/2010	J	0.00	0.00	0.00	0.00	0.00	0.00	0.00	0.00	0.00	0.00	403.30	403.30
05/01/2010	O	250.00	0.00	0.00	0.00	0.00	0.00	0.00	0.00	0.00	0.00	0.00	403.30
05/12/2010	P	0.00	113.89	0.00	0.00	0.00	0.00	0.00	0.00	0.00	0.00	0.00	403.30
05/31/2010	M	0.00	0.00	0.60	0.60	37.35	37.35	0.00	0.00	0.00	0.00	0.00	403.30
05/31/2010	R	0.00	0.00	0.00	0.60	0.00	37.35	0.00	0.00	0.00	0.00	0.00	403.30
06/01/2010	O	250.00	0.00	0.00	0.60	0.00	37.35	0.00	0.00	0.00	0.00	0.00	403.30
06/09/2010	P	0.00	269.07	0.00	0.60	0.00	37.35	0.00	0.00	0.00	0.00	0.00	403.30
06/24/2010	P	0.00	53.28	0.00	0.60	0.00	37.35	0.00	0.00	0.00	0.00	0.00	403.30
06/30/2010	M	0.00	0.00	0.60	1.20	37.03	74.38	0.00	0.00	0.00	0.00	0.00	403.30
06/30/2010	R	0.00	0.00	0.00	1.20	0.00	74.38	0.00	0.00	0.00	0.00	0.00	403.30
07/01/2010	O	250.00	0.00	0.00	1.20	0.00	74.38	0.00	0.00	0.00	0.00	0.00	403.30
07/07/2010	P	0.00	192.96	0.00	1.20	0.00	74.38	0.00	0.00	0.00	0.00	0.00	403.30
07/28/2010	P	0.00	83.96	0.00	1.20	0.00	74.38	0.00	0.00	0.00	0.00	0.00	403.30
07/31/2010	M	0.00	0.00	0.60	1.80	36.92	111.30	0.00	0.00	0.00	0.00	0.00	403.30
07/31/2010	R	0.00	0.00	0.00	1.80	0.00	111.30	0.00	0.00	0.00	0.00	0.00	403.30
08/01/2010	O	250.00	0.00	0.00	1.80	0.00	111.30	0.00	0.00	0.00	0.00	0.00	403.30
08/12/2010	P	0.00	192.96	0.00	1.80	0.00	111.30	0.00	0.00	0.00	0.00	0.00	403.30
08/30/2010	P	0.00	83.96	0.00	1.80	0.00	111.30	0.00	0.00	0.00	0.00	0.00	403.30
08/31/2010	M	0.00	0.00	0.60	2.40	36.80	148.10	0.00	0.00	0.00	0.00	0.00	403.30
08/31/2010	R	0.00	0.00	0.00	2.40	0.00	148.10	0.00	0.00	0.00	0.00	0.00	403.30

Event Date	Event Type	Current Amount Due	NCP Paid	Unadjudicated Interest (On UA)		Unadjudicated Interest (On AA)		Adjudicated Interest		Unadjudicated Penalty		Adjudicated Penalty	
				Adjust Amount	Running Balance	Adjust Amount	Running Balance	Adjust Amount	Running Balance	Adjust Amount	Running Balance	Adjust Amount	Running Balance
21 09/01/2010	O	250.00	0.00	0.00	2.40	0.00	148.10	0.00	0.00	0.00	0.00	0.00	403.30 21
22 09/23/2010	P	0.00	276.92	0.00	2.40	0.00	148.10	0.00	0.00	0.00	0.00	0.00	403.30 22
23 09/30/2010	M	0.00	0.00	0.60	3.00	0.00	184.78	0.00	0.00	0.00	0.00	0.00	403.30 23
24 09/30/2010	R	0.00	0.00	0.00	3.00	0.00	184.78	0.00	0.00	0.00	0.00	0.00	403.30 24
25 10/01/2010	O	250.00	0.00	0.00	3.00	0.00	184.78	0.00	0.00	0.00	0.00	0.00	403.30 25
26 10/22/2010	P	0.00	192.96	0.00	3.00	0.00	184.78	0.00	0.00	0.00	0.00	0.00	403.30 26
27 10/31/2010	M	0.00	0.00	0.85	3.85	0.00	221.46	0.00	0.00	0.00	0.00	0.00	403.30 27
28 10/31/2010	R	0.00	0.00	0.00	3.85	0.00	221.46	0.00	0.00	0.00	0.00	0.00	403.30 28
29 11/01/2010	O	250.00	0.00	0.00	3.85	0.00	221.46	0.00	0.00	0.00	0.00	0.00	403.30 29
30 11/01/2010	P	0.00	192.96	0.00	3.85	0.00	221.46	0.00	0.00	0.00	0.00	0.00	403.30 30
31 11/10/2010	P	0.00	83.96	0.00	3.85	0.00	221.46	0.00	0.00	0.00	0.00	0.00	403.30 31
32 11/30/2010	M	0.00	0.00	0.85	4.70	0.00	258.02	0.00	0.00	0.00	0.00	0.00	403.30 32
33 11/30/2010	R	0.00	0.00	0.00	4.70	0.00	258.02	0.00	0.00	0.00	0.00	0.00	403.30 33
34 12/01/2010	O	250.00	0.00	0.00	4.70	0.00	258.02	0.00	0.00	0.00	0.00	0.00	403.30 34
35 12/06/2010	P	0.00	276.92	0.00	4.70	0.00	258.02	0.00	0.00	0.00	0.00	0.00	403.30 35
36 12/31/2010	M	0.00	0.00	0.85	5.55	0.00	294.46	0.00	0.00	0.00	0.00	0.00	403.30 36
37 12/31/2010	R	0.00	0.00	0.00	5.55	0.00	294.46	0.00	0.00	0.00	0.00	0.00	403.30 37
38 01/01/2011	O	250.00	0.00	0.00	5.55	0.00	294.46	0.00	0.00	0.00	0.00	0.00	403.30 38
39 01/05/2011	P	0.00	276.92	0.00	5.55	0.00	294.46	0.00	0.00	0.00	0.00	0.00	403.30 39
40 01/31/2011	P	0.00	67.15	0.00	5.55	0.00	294.46	0.00	0.00	0.00	0.00	0.00	403.30 40
41 01/31/2011	M	0.00	0.00	0.85	6.40	0.00	330.49	0.00	0.00	0.00	0.00	0.00	403.30 41
42 01/31/2011	R	0.00	0.00	0.00	6.40	0.00	330.49	0.00	0.00	0.00	0.00	0.00	403.30 42
43 02/01/2011	O	250.00	0.00	0.00	6.40	0.00	330.49	0.00	0.00	0.00	0.00	0.00	403.30 43
44 02/16/2011	P	0.00	192.96	0.00	6.40	0.00	330.49	0.00	0.00	0.00	0.00	0.00	403.30 44
45 02/28/2011	M	0.00	0.00	1.09	7.49	0.00	366.52	0.00	0.00	5.70	0.00	0.00	403.30 45
46 02/28/2011	R	0.00	0.00	0.00	7.49	0.00	366.52	0.00	0.00	5.70	0.00	0.00	403.30 46
47 03/01/2011	O	250.00	0.00	0.00	7.49	0.00	366.52	0.00	0.00	0.00	0.00	0.00	403.30 47
48 03/01/2011	P	0.00	192.96	0.00	7.49	0.00	366.52	0.00	0.00	0.00	0.00	0.00	403.30 48
49 03/14/2011	P	0.00	83.96	0.00	7.49	0.00	366.52	0.00	0.00	0.00	0.00	0.00	403.30 49
50 03/31/2011	M	0.00	0.00	1.09	8.58	0.00	402.43	0.00	0.00	5.70	0.00	0.00	403.30 50
51 03/31/2011	R	0.00	0.00	0.00	8.58	0.00	402.43	0.00	0.00	5.70	0.00	0.00	403.30 51
52 04/01/2011	O	250.00	0.00	0.00	8.58	0.00	402.43	0.00	0.00	0.00	0.00	0.00	403.30 52
53 04/11/2011	P	0.00	276.92	0.00	8.58	0.00	402.43	0.00	0.00	5.70	0.00	0.00	403.30 53

Event Date	Event Type	Current Amount Due	NCP Paid	Unadjudicated Interest (On UA)		Unadjudicated Interest (On AA)		Adjudicated Interest		Unadjudicated Penalty		Adjudicated Penalty	
				Adjust Amount	Running Balance	Adjust Amount	Running Balance	Adjust Amount	Running Balance	Adjust Amount	Running Balance	Adjust Amount	Running Balance
54 04/30/2011	M	0.00	0.00	1.09	9.67	35.80	438.23	0.00	0.00	0.00	5.70	0.00	403.30
55 04/30/2011	R	0.00	0.00	0.00	9.67	0.00	438.23	0.00	0.00	0.00	5.70	0.00	403.30
56 05/01/2011	O	250.00	0.00	0.00	9.67	0.00	438.23	0.00	0.00	0.00	5.70	0.00	403.30
57 05/09/2011	P	0.00	276.92	0.00	9.67	0.00	438.23	0.00	0.00	0.00	5.70	0.00	403.30
58 05/31/2011	M	0.00	0.00	1.09	10.76	35.68	473.91	0.00	0.00	0.00	5.70	0.00	403.30
59 05/31/2011	R	0.00	0.00	0.00	10.76	0.00	473.91	0.00	0.00	0.00	5.70	0.00	403.30
60 06/01/2011	O	250.00	0.00	0.00	10.76	0.00	473.91	0.00	0.00	0.00	5.70	0.00	403.30
61 06/08/2011	P	0.00	276.92	0.00	10.76	0.00	473.91	0.00	0.00	0.00	5.70	0.00	403.30
62 06/30/2011	M	0.00	0.00	1.09	11.85	35.56	509.47	0.00	0.00	0.00	5.70	0.00	403.30
63 06/30/2011	R	0.00	0.00	0.00	11.85	0.00	509.47	0.00	0.00	0.00	5.70	0.00	403.30
64 07/01/2011	O	250.00	0.00	0.00	11.85	0.00	509.47	0.00	0.00	0.00	5.70	0.00	403.30
65 07/11/2011	P	0.00	276.92	0.00	11.85	0.00	509.47	0.00	0.00	0.00	5.70	0.00	403.30
66 07/31/2011	M	0.00	0.00	1.09	12.94	35.44	544.91	0.00	0.00	0.00	5.70	0.00	403.30
67 07/31/2011	R	0.00	0.00	0.00	12.94	0.00	544.91	0.00	0.00	0.00	5.70	0.00	403.30
68 08/01/2011	O	250.00	0.00	0.00	12.94	0.00	544.91	0.00	0.00	0.00	5.70	0.00	403.30
69 08/17/2011	P	0.00	276.92	0.00	12.94	0.00	544.91	0.00	0.00	0.00	5.70	0.00	403.30
70 08/31/2011	M	0.00	0.00	1.09	14.03	35.33	580.24	0.00	0.00	0.00	5.70	0.00	403.30
71 08/31/2011	R	0.00	0.00	0.00	14.03	0.00	580.24	0.00	0.00	0.00	5.70	0.00	403.30
72 09/01/2011	O	250.00	0.00	0.00	14.03	0.00	580.24	0.00	0.00	0.00	5.70	0.00	403.30
73 09/09/2011	P	0.00	276.92	0.00	14.03	0.00	580.24	0.00	0.00	0.00	5.70	0.00	403.30
74 09/30/2011	M	0.00	0.00	1.09	15.12	35.21	615.45	0.00	0.00	0.00	5.70	0.00	403.30
75 09/30/2011	R	0.00	0.00	0.00	15.12	0.00	615.45	0.00	0.00	0.00	5.70	0.00	403.30
76 10/01/2011	O	250.00	0.00	0.00	15.12	0.00	615.45	0.00	0.00	0.00	5.70	0.00	403.30
77 10/11/2011	P	0.00	276.92	0.00	15.12	0.00	615.45	0.00	0.00	0.00	5.70	0.00	403.30
78 10/31/2011	M	0.00	0.00	1.09	16.21	35.09	650.54	0.00	0.00	0.00	5.70	0.00	403.30
79 10/31/2011	R	0.00	0.00	0.00	16.21	0.00	650.54	0.00	0.00	0.00	5.70	0.00	403.30
80 11/01/2011	O	250.00	0.00	0.00	16.21	0.00	650.54	0.00	0.00	0.00	5.70	0.00	403.30
81 11/14/2011	P	0.00	250.00	0.00	16.21	0.00	650.54	0.00	0.00	0.00	5.70	0.00	403.30
82 11/21/2011	P	0.00	3.26	0.00	16.21	0.00	650.54	0.00	0.00	0.00	5.70	0.00	403.30
83 11/21/2011	P	0.00	3.88	0.00	16.21	0.00	650.54	0.00	0.00	0.00	5.70	0.00	403.30
84 11/28/2011	P	0.00	10.26	0.00	16.21	0.00	650.54	0.00	0.00	0.00	5.70	0.00	403.30
85 11/30/2011	M	0.00	0.00	1.09	17.30	35.01	685.55	0.00	0.00	0.00	5.70	0.00	403.30
86 11/30/2011	R	0.00	0.00	0.00	17.30	0.00	685.55	0.00	0.00	0.00	5.70	0.00	403.30

Event Date	Event Type	Current Amount Due	NCP Paid	Unadjudicated Interest (On UA)		Unadjudicated Interest (On AA)		Adjudicated Interest		Unadjudicated Penalty		Adjudicated Penalty			
				Adjust Amount	Running Balance	Adjust Amount	Running Balance	Adjust Amount	Running Balance	Adjust Amount	Running Balance	Adjust Amount	Running Balance		
87 12/01/2011	O	250.00	0.00	0.00	17.30	0.00	685.55	0.00	0.00	0.00	0.00	5.70	0.00	403.30	87
88 12/01/2011	P	0.00	48.83	0.00	17.30	0.00	685.55	0.00	0.00	0.00	0.00	5.70	0.00	403.30	88
89 12/12/2011	P	0.00	48.83	0.00	17.30	0.00	685.55	0.00	0.00	0.00	0.00	5.70	0.00	403.30	89
90 12/19/2011	P	0.00	48.83	0.00	17.30	0.00	685.55	0.00	0.00	0.00	0.00	5.70	0.00	403.30	90
91 12/27/2011	P	0.00	48.83	0.00	17.30	0.00	685.55	0.00	0.00	0.00	0.00	5.70	0.00	403.30	91
92 12/31/2011	M	0.00	0.00	1.33	18.63	35.01	720.56	0.00	0.00	5.47	11.17	0.00	403.30	92	
93 12/31/2011	R	0.00	0.00	0.00	18.63	0.00	720.56	0.00	0.00	0.00	11.17	0.00	403.30	93	
94 01/01/2012	O	250.00	0.00	0.00	18.63	0.00	720.56	0.00	0.00	0.00	11.17	0.00	403.30	94	
95 01/03/2012	P	0.00	48.83	0.00	18.63	0.00	720.56	0.00	0.00	0.00	11.17	0.00	403.30	95	
96 01/09/2012	P	0.00	48.83	0.00	18.63	0.00	720.56	0.00	0.00	0.00	11.17	0.00	403.30	96	
97 01/17/2012	P	0.00	48.83	0.00	18.63	0.00	720.56	0.00	0.00	0.00	11.17	0.00	403.30	97	
98 01/23/2012	P	0.00	48.83	0.00	18.63	0.00	720.56	0.00	0.00	0.00	11.17	0.00	403.30	98	
99 01/29/2012	P	0.00	48.84	0.00	18.63	0.00	720.56	0.00	0.00	0.00	11.17	0.00	403.30	99	
100 01/31/2012	M	0.00	0.00	1.36	19.99	35.01	755.57	0.00	0.00	0.58	11.75	0.00	403.30	100	
101 01/31/2012	R	0.00	0.00	0.00	19.99	0.00	755.57	0.00	0.00	0.00	11.75	0.00	403.30	101	
102 02/01/2012	O	250.00	0.00	0.00	19.99	0.00	755.57	0.00	0.00	0.00	11.75	0.00	403.30	102	
103 02/01/2012	P	0.00	48.83	0.00	19.99	0.00	755.57	0.00	0.00	0.00	11.75	0.00	403.30	103	
104 02/13/2012	P	0.00	48.83	0.00	19.99	0.00	755.57	0.00	0.00	0.00	11.75	0.00	403.30	104	
105 02/21/2012	P	0.00	48.83	0.00	19.99	0.00	755.57	0.00	0.00	0.00	11.75	0.00	403.30	105	
106 02/27/2012	P	0.00	48.83	0.00	19.99	0.00	755.57	0.00	0.00	0.00	11.75	0.00	403.30	106	
107 02/29/2012	M	0.00	0.00	1.60	21.59	35.01	790.58	0.00	0.00	5.47	17.22	0.00	403.30	107	
108 02/29/2012	R	0.00	0.00	0.00	21.59	0.00	790.58	0.00	0.00	0.00	17.22	0.00	403.30	108	
109 03/01/2012	O	250.00	0.00	0.00	21.59	0.00	790.58	0.00	0.00	0.00	17.22	0.00	403.30	109	
110 03/01/2012	P	0.00	48.83	0.00	21.59	0.00	790.58	0.00	0.00	0.00	17.22	0.00	403.30	110	
111 03/12/2012	P	0.00	48.83	0.00	21.59	0.00	790.58	0.00	0.00	0.00	17.22	0.00	403.30	111	
112 03/19/2012	P	0.00	48.83	0.00	21.59	0.00	790.58	0.00	0.00	0.00	17.22	0.00	403.30	112	
113 03/26/2012	P	0.00	48.83	0.00	21.59	0.00	790.58	0.00	0.00	0.00	17.22	0.00	403.30	113	
114 03/31/2012	M	0.00	0.00	1.84	23.43	35.01	825.59	0.00	0.00	5.47	22.69	0.00	403.30	114	
115 03/31/2012	R	0.00	0.00	0.00	23.43	0.00	825.59	0.00	0.00	0.00	22.69	0.00	403.30	115	
116 04/01/2012	O	250.00	0.00	0.00	23.43	0.00	825.59	0.00	0.00	0.00	22.69	0.00	403.30	116	
117 04/02/2012	P	0.00	48.83	0.00	23.43	0.00	825.59	0.00	0.00	0.00	22.69	0.00	403.30	117	
118 04/09/2012	P	0.00	48.83	0.00	23.43	0.00	825.59	0.00	0.00	0.00	22.69	0.00	403.30	118	
119 04/16/2012	P	0.00	16.45	0.00	23.43	0.00	825.59	0.00	0.00	0.00	22.69	0.00	403.30	119	

Event Date	Event Type	Current Amount Due	NCP Paid	Unadjudicated Interest (On UA)		Unadjudicated Interest (On AA)		Adjudicated Interest		Unadjudicated Penalty		Adjudicated Penalty			
				Adjust Amount	Running Balance	Adjust Amount	Running Balance	Adjust Amount	Running Balance	Adjust Amount	Running Balance	Adjust Amount	Running Balance		
120	04/30/2012	M	0.00	0.00	2.43	25.86	35.01	860.60	0.00	0.00	13.59	36.28	0.00	403.30	120
121	04/30/2012	R	0.00	0.00	0.00	25.86	0.00	860.60	0.00	0.00	0.00	36.28	0.00	403.30	121
122	05/01/2012	O	250.00	0.00	0.00	25.86	0.00	860.60	0.00	0.00	0.00	36.28	0.00	403.30	122
123	05/31/2012	M	0.00	0.00	3.53	29.39	35.01	895.61	0.00	25.00	61.28	61.28	0.00	403.30	123
124	05/31/2012	R	0.00	0.00	0.00	29.39	0.00	895.61	0.00	0.00	61.28	61.28	0.00	403.30	124
125	06/01/2012	O	250.00	0.00	0.00	29.39	0.00	895.61	0.00	0.00	61.28	61.28	0.00	403.30	125
126	06/30/2012	M	0.00	0.00	4.62	34.01	35.01	930.62	0.00	25.00	86.28	86.28	0.00	403.30	126
127	06/30/2012	R	0.00	0.00	0.00	34.01	0.00	930.62	0.00	0.00	86.28	86.28	0.00	403.30	127
128	07/01/2012	O	250.00	0.00	0.00	34.01	0.00	930.62	0.00	0.00	86.28	86.28	0.00	403.30	128
129	07/31/2012	M	0.00	0.00	5.71	39.72	35.01	965.63	0.00	25.00	111.28	111.28	0.00	403.30	129
130	07/31/2012	R	0.00	0.00	0.00	39.72	0.00	965.63	0.00	0.00	111.28	111.28	0.00	403.30	130
131	08/01/2012	O	250.00	0.00	0.00	39.72	0.00	965.63	0.00	0.00	111.28	111.28	0.00	403.30	131
132	08/27/2012	P	0.00	83.51	0.00	39.72	0.00	965.63	0.00	0.00	111.28	111.28	0.00	403.30	132
133	08/31/2012	M	0.00	0.00	6.44	46.16	35.01	1000.64	0.00	16.65	127.93	127.93	0.00	403.30	133
134	08/31/2012	R	0.00	0.00	0.00	46.16	0.00	1000.64	0.00	0.00	127.93	127.93	0.00	403.30	134
135	09/01/2012	O	250.00	0.00	0.00	46.16	0.00	1000.64	0.00	0.00	127.93	127.93	0.00	403.30	135
136	09/07/2012	P	0.00	45.54	0.00	46.16	0.00	1000.64	0.00	0.00	127.93	127.93	0.00	403.30	136
137	09/07/2012	P	0.00	37.97	0.00	46.16	0.00	1000.64	0.00	0.00	127.93	127.93	0.00	403.30	137
138	09/13/2012	P	0.00	83.51	0.00	46.16	0.00	1000.64	0.00	0.00	127.93	127.93	0.00	403.30	138
139	09/20/2012	P	0.00	72.15	0.00	46.16	0.00	1000.64	0.00	0.00	127.93	127.93	0.00	403.30	139
140	09/26/2012	P	0.00	10.83	0.00	46.16	0.00	1000.64	0.00	0.00	127.93	127.93	0.00	403.30	140
141	09/26/2012	P	0.00	2.51	0.00	46.16	0.00	1000.64	0.00	0.00	127.93	127.93	0.00	403.30	141
142	09/30/2012	M	0.00	0.00	6.44	52.60	35.00	1035.64	0.00	0.00	127.93	127.93	0.00	403.30	142
143	09/30/2012	R	0.00	0.00	0.00	52.60	0.00	1035.64	0.00	0.00	127.93	127.93	0.00	403.30	143
144	10/01/2012	O	250.00	0.00	0.00	52.60	0.00	1035.64	0.00	0.00	127.93	127.93	0.00	403.30	144
145	10/08/2012	P	0.00	83.51	0.00	52.60	0.00	1035.64	0.00	0.00	127.93	127.93	0.00	403.30	145
146	10/16/2012	P	0.00	83.51	0.00	52.60	0.00	1035.64	0.00	0.00	127.93	127.93	0.00	403.30	146
147	10/18/2012	P	0.00	82.98	0.00	52.60	0.00	1035.64	0.00	0.00	127.93	127.93	0.00	403.30	147
148	10/31/2012	M	0.00	0.00	6.44	59.04	35.00	1070.64	0.00	0.00	127.93	127.93	0.00	403.30	148
149	10/31/2012	R	0.00	0.00	0.00	59.04	0.00	1070.64	0.00	0.00	127.93	127.93	0.00	403.30	149
150	11/01/2012	O	250.00	0.00	0.00	59.04	0.00	1070.64	0.00	0.00	127.93	127.93	0.00	403.30	150
151	11/02/2012	P	0.00	83.51	0.00	59.04	0.00	1070.64	0.00	0.00	127.93	127.93	0.00	403.30	151
152	11/09/2012	P	0.00	83.51	0.00	59.04	0.00	1070.64	0.00	0.00	127.93	127.93	0.00	403.30	152

Event Date	Event Type	Current Amount Due	NCP Paid	Unadjudicated Interest (On UA)		Unadjudicated Interest (On AA)		Adjudicated Interest		Unadjudicated Penalty		Adjudicated Penalty		
				Adjust Amount	Running Balance	Adjust Amount	Running Balance	Adjust Amount	Running Balance	Adjust Amount	Running Balance	Adjust Amount	Running Balance	
153	11/15/2012	P	0.00	82.98	0.00	59.04	0.00	1070.64	0.00	0.00	127.93	0.00	403.30	153
154	11/26/2012	P	0.00	3.53	0.00	59.04	0.00	1070.64	0.00	0.00	127.93	0.00	403.30	154
155	11/29/2012	P	0.00	7.53	0.00	59.04	0.00	1070.64	0.00	0.00	127.93	0.00	403.30	155
156	11/30/2012	M	0.00	0.00	6.44	65.48	34.96	1105.60	0.00	0.00	127.93	0.00	403.30	156
157	11/30/2012	R	0.00	0.00	0.00	65.48	0.00	1105.60	0.00	0.00	127.93	0.00	403.30	157
158	12/01/2012	O	0.00	0.00	0.00	65.48	0.00	1105.60	0.00	0.00	127.93	0.00	403.30	158
159	12/07/2012	P	0.00	32.61	0.00	65.48	0.00	1105.60	0.00	0.00	127.93	0.00	403.30	159
160	12/17/2012	P	0.00	14.96	0.00	65.48	0.00	1105.60	0.00	0.00	127.93	0.00	403.30	160
161	12/17/2012	P	0.00	17.94	0.00	65.48	0.00	1105.60	0.00	0.00	127.93	0.00	403.30	161
162	12/20/2012	P	0.00	23.93	0.00	65.48	0.00	1105.60	0.00	0.00	127.93	0.00	403.30	162
163	12/20/2012	P	0.00	8.97	0.00	65.48	0.00	1105.60	0.00	0.00	127.93	0.00	403.30	163
164	12/26/2012	P	0.00	12.73	0.00	65.48	0.00	1105.60	0.00	0.00	127.93	0.00	403.30	164
165	12/26/2012	P	0.00	8.97	0.00	65.48	0.00	1105.60	0.00	0.00	127.93	0.00	403.30	165
166	12/26/2012	P	0.00	8.97	0.00	65.48	0.00	1105.60	0.00	0.00	127.93	0.00	403.30	166
167	12/31/2012	M	0.00	0.00	6.44	71.92	34.39	1139.99	0.00	0.00	127.93	0.00	403.30	167
168	12/31/2012	R	0.00	0.00	0.00	71.92	0.00	1139.99	0.00	0.00	127.93	0.00	403.30	168
169	01/01/2013	O	0.00	0.00	0.00	71.92	0.00	1139.99	0.00	0.00	127.93	0.00	403.30	169
170	01/07/2013	P	0.00	8.97	0.00	71.92	0.00	1139.99	0.00	0.00	127.93	0.00	403.30	170
171	01/07/2013	P	0.00	8.97	0.00	71.92	0.00	1139.99	0.00	0.00	127.93	0.00	403.30	171
172	01/07/2013	P	0.00	14.96	0.00	71.92	0.00	1139.99	0.00	0.00	127.93	0.00	403.30	172
173	01/09/2013	P	0.00	32.90	0.00	71.92	0.00	1139.99	0.00	0.00	127.93	0.00	403.30	173
174	01/17/2013	P	0.00	22.70	0.00	71.92	0.00	1139.99	0.00	0.00	127.93	0.00	403.30	174
175	01/24/2013	P	0.00	23.45	0.00	71.92	0.00	1139.99	0.00	0.00	127.93	0.00	403.30	175
176	01/31/2013	M	0.00	0.00	6.44	78.36	33.90	1173.89	0.00	0.00	127.93	0.00	403.30	176
177	01/31/2013	R	0.00	0.00	0.00	78.36	0.00	1173.89	0.00	0.00	127.93	0.00	403.30	177
178	02/01/2013	O	0.00	0.00	0.00	78.36	0.00	1173.89	0.00	0.00	127.93	0.00	403.30	178
179	02/28/2013	M	0.00	0.00	6.44	84.80	33.90	1207.79	0.00	0.00	127.93	0.00	403.30	179
180	02/28/2013	R	0.00	0.00	0.00	84.80	0.00	1207.79	0.00	0.00	127.93	0.00	403.30	180
181	03/01/2013	O	0.00	0.00	0.00	84.80	0.00	1207.79	0.00	0.00	127.93	0.00	403.30	181
182	03/31/2013	M	0.00	0.00	6.44	91.24	33.90	1241.69	0.00	0.00	127.93	0.00	403.30	182
183	03/31/2013	R	0.00	0.00	0.00	91.24	0.00	1241.69	0.00	0.00	127.93	0.00	403.30	183
184	04/01/2013	O	0.00	0.00	0.00	91.24	0.00	1241.69	0.00	0.00	127.93	0.00	403.30	184
185	04/30/2013	M	0.00	0.00	6.44	97.68	33.90	1275.59	0.00	0.00	127.93	0.00	403.30	185

Event Date	Event Type	Current Amount Due	NCP Paid	Unadjudicated Interest (On UA) Adjust Amount	Unadjudicated Running Balance	Unadjudicated Interest (On AA) Adjust Amount	Unadjudicated Running Balance	Adjudicated Interest Adjust Amount	Adjudicated Running Balance	Unadjudicated Penalty Adjust Amount	Unadjudicated Running Balance	Adjudicated Penalty Adjust Amount	Adjudicated Running Balance
186 04/30/2013	R	0.00	0.00	0.00	97.68	0.00	1275.59	0.00	0.00	0.00	127.93	0.00	403.30
187 05/01/2013	O	0.00	0.00	0.00	97.68	0.00	1275.59	0.00	0.00	0.00	127.93	0.00	403.30
188 05/31/2013	M	0.00	0.00	6.44	104.12	33.90	1309.49	0.00	0.00	0.00	127.93	0.00	403.30
189 05/31/2013	R	0.00	0.00	0.00	104.12	0.00	1309.49	0.00	0.00	0.00	127.93	0.00	403.30
190 06/01/2013	O	0.00	0.00	0.00	104.12	0.00	1309.49	0.00	0.00	0.00	127.93	0.00	403.30
191 06/30/2013	M	0.00	0.00	6.44	110.56	33.90	1343.39	0.00	0.00	0.00	127.93	0.00	403.30
192 06/30/2013	R	0.00	0.00	0.00	110.56	0.00	1343.39	0.00	0.00	0.00	127.93	0.00	403.30
193 07/01/2013	O	0.00	0.00	0.00	110.56	0.00	1343.39	0.00	0.00	0.00	127.93	0.00	403.30
194 07/31/2013	M	0.00	0.00	6.44	117.00	33.90	1377.29	0.00	0.00	0.00	127.93	0.00	403.30
195 07/31/2013	R	0.00	0.00	0.00	117.00	0.00	1377.29	0.00	0.00	0.00	127.93	0.00	403.30
196 08/01/2013	O	0.00	0.00	0.00	117.00	0.00	1377.29	0.00	0.00	0.00	127.93	0.00	403.30
197 08/31/2013	M	0.00	0.00	6.44	123.44	33.90	1411.19	0.00	0.00	0.00	127.93	0.00	403.30
198 08/31/2013	R	0.00	0.00	0.00	123.44	0.00	1411.19	0.00	0.00	0.00	127.93	0.00	403.30
199 09/01/2013	O	0.00	0.00	0.00	123.44	0.00	1411.19	0.00	0.00	0.00	127.93	0.00	403.30
200 09/30/2013	M	0.00	0.00	6.44	129.88	33.90	1445.09	0.00	0.00	0.00	127.93	0.00	403.30
201 09/30/2013	R	0.00	0.00	0.00	129.88	0.00	1445.09	0.00	0.00	0.00	127.93	0.00	403.30
202 10/01/2013	O	0.00	0.00	0.00	129.88	0.00	1445.09	0.00	0.00	0.00	127.93	0.00	403.30
203 10/07/2013	P	0.00	8.97	0.00	129.88	0.00	1445.09	0.00	0.00	0.00	127.93	0.00	403.30
204 10/07/2013	P	0.00	8.97	0.00	129.88	0.00	1445.09	0.00	0.00	0.00	127.93	0.00	403.30
205 10/07/2013	P	0.00	8.97	0.00	129.88	0.00	1445.09	0.00	0.00	0.00	127.93	0.00	403.30
206 10/07/2013	P	0.00	14.96	0.00	129.88	0.00	1445.09	0.00	0.00	0.00	127.93	0.00	403.30
207 10/14/2013	P	0.00	8.97	0.00	129.88	0.00	1445.09	0.00	0.00	0.00	127.93	0.00	403.30
208 10/14/2013	P	0.00	8.97	0.00	129.88	0.00	1445.09	0.00	0.00	0.00	127.93	0.00	403.30
209 10/14/2013	P	0.00	8.97	0.00	129.88	0.00	1445.09	0.00	0.00	0.00	127.93	0.00	403.30
210 10/14/2013	P	0.00	14.96	0.00	129.88	0.00	1445.09	0.00	0.00	0.00	127.93	0.00	403.30
211 10/21/2013	P	0.00	8.97	0.00	129.88	0.00	1445.09	0.00	0.00	0.00	127.93	0.00	403.30
212 10/21/2013	P	0.00	8.97	0.00	129.88	0.00	1445.09	0.00	0.00	0.00	127.93	0.00	403.30
213 10/21/2013	P	0.00	8.97	0.00	129.88	0.00	1445.09	0.00	0.00	0.00	127.93	0.00	403.30
214 10/21/2013	P	0.00	14.96	0.00	129.88	0.00	1445.09	0.00	0.00	0.00	127.93	0.00	403.30
215 10/28/2013	P	0.00	8.97	0.00	129.88	0.00	1445.09	0.00	0.00	0.00	127.93	0.00	403.30
216 10/28/2013	P	0.00	8.97	0.00	129.88	0.00	1445.09	0.00	0.00	0.00	127.93	0.00	403.30
217 10/28/2013	P	0.00	8.97	0.00	129.88	0.00	1445.09	0.00	0.00	0.00	127.93	0.00	403.30
218 10/28/2013	P	0.00	14.96	0.00	129.88	0.00	1445.09	0.00	0.00	0.00	127.93	0.00	403.30

Event Date	Event Type	Current Amount Due	NCP Paid	Unadjudicated Interest (On UA)		Unadjudicated Interest (On AA)		Adjudicated Interest		Unadjudicated Penalty		Adjudicated Penalty	
				Adjust Amount	Running Balance	Adjust Amount	Running Balance	Adjust Amount	Running Balance	Adjust Amount	Running Balance	Adjust Amount	Running Balance
219	10/31/2013	M	0.00	0.00	136.32	33.17	1478.26	0.00	0.00	0.00	127.93	0.00	403.30
220	10/31/2013	R	0.00	0.00	136.32	0.00	1478.26	0.00	0.00	0.00	127.93	0.00	403.30
221	11/01/2013	O	0.00	0.00	136.32	0.00	1478.26	0.00	0.00	0.00	127.93	0.00	403.30
222	11/04/2013	P	0.00	0.00	136.32	0.00	1478.26	0.00	0.00	0.00	127.93	0.00	403.30
223	11/04/2013	P	0.00	0.00	136.32	0.00	1478.26	0.00	0.00	0.00	127.93	0.00	403.30
224	11/04/2013	P	0.00	0.00	136.32	0.00	1478.26	0.00	0.00	0.00	127.93	0.00	403.30
225	11/04/2013	P	0.00	0.00	136.32	0.00	1478.26	0.00	0.00	0.00	127.93	0.00	403.30
226	11/12/2013	P	0.00	0.00	136.32	0.00	1478.26	0.00	0.00	0.00	127.93	0.00	403.30
227	11/12/2013	P	0.00	0.00	136.32	0.00	1478.26	0.00	0.00	0.00	127.93	0.00	403.30
228	11/12/2013	P	0.00	0.00	136.32	0.00	1478.26	0.00	0.00	0.00	127.93	0.00	403.30
229	11/12/2013	P	0.00	0.00	136.32	0.00	1478.26	0.00	0.00	0.00	127.93	0.00	403.30
230	11/19/2013	P	0.00	0.00	136.32	0.00	1478.26	0.00	0.00	0.00	127.93	0.00	403.30
231	11/19/2013	P	0.00	0.00	136.32	0.00	1478.26	0.00	0.00	0.00	127.93	0.00	403.30
232	11/19/2013	P	0.00	0.00	136.32	0.00	1478.26	0.00	0.00	0.00	127.93	0.00	403.30
233	11/19/2013	P	0.00	0.00	136.32	0.00	1478.26	0.00	0.00	0.00	127.93	0.00	403.30
234	11/25/2013	P	0.00	0.00	136.32	0.00	1478.26	0.00	0.00	0.00	127.93	0.00	403.30
235	11/25/2013	P	0.00	0.00	136.32	0.00	1478.26	0.00	0.00	0.00	127.93	0.00	403.30
236	11/25/2013	P	0.00	0.00	136.32	0.00	1478.26	0.00	0.00	0.00	127.93	0.00	403.30
237	11/25/2013	P	0.00	0.00	136.32	0.00	1478.26	0.00	0.00	0.00	127.93	0.00	403.30
238	11/30/2013	M	0.00	0.00	142.76	32.44	1510.70	0.00	0.00	0.00	127.93	0.00	403.30
239	11/30/2013	R	0.00	0.00	142.76	0.00	1510.70	0.00	0.00	0.00	127.93	0.00	403.30
240	12/01/2013	O	0.00	0.00	142.76	0.00	1510.70	0.00	0.00	0.00	127.93	0.00	403.30
241	12/02/2013	P	0.00	0.00	142.76	0.00	1510.70	0.00	0.00	0.00	127.93	0.00	403.30
242	12/02/2013	P	0.00	0.00	142.76	0.00	1510.70	0.00	0.00	0.00	127.93	0.00	403.30
243	12/02/2013	P	0.00	0.00	142.76	0.00	1510.70	0.00	0.00	0.00	127.93	0.00	403.30
244	12/02/2013	P	0.00	0.00	142.76	0.00	1510.70	0.00	0.00	0.00	127.93	0.00	403.30
245	12/09/2013	P	0.00	0.00	142.76	0.00	1510.70	0.00	0.00	0.00	127.93	0.00	403.30
246	12/09/2013	P	0.00	0.00	142.76	0.00	1510.70	0.00	0.00	0.00	127.93	0.00	403.30
247	12/09/2013	P	0.00	0.00	142.76	0.00	1510.70	0.00	0.00	0.00	127.93	0.00	403.30
248	12/09/2013	P	0.00	0.00	142.76	0.00	1510.70	0.00	0.00	0.00	127.93	0.00	403.30
249	12/16/2013	P	0.00	0.00	142.76	0.00	1510.70	0.00	0.00	0.00	127.93	0.00	403.30
250	12/16/2013	P	0.00	0.00	142.76	0.00	1510.70	0.00	0.00	0.00	127.93	0.00	403.30
251	12/16/2013	P	0.00	0.00	142.76	0.00	1510.70	0.00	0.00	0.00	127.93	0.00	403.30

Event Date	Event Type	Current Amount Due	NCP Paid	Unadjudicated Interest (On UA)		Unadjudicated Interest (On AA)		Adjudicated Interest		Unadjudicated Penalty		Adjudicated Penalty		
				Adjust Amount	Running Balance	Adjust Amount	Running Balance	Adjust Amount	Running Balance	Adjust Amount	Running Balance	Adjust Amount	Running Balance	
252 12/16/2013	P	0.00	14.96	0.00	142.76	0.00	1510.70	0.00	0.00	0.00	127.93	0.00	403.30	252
253 12/23/2013	P	0.00	8.97	0.00	142.76	0.00	1510.70	0.00	0.00	0.00	127.93	0.00	403.30	253
254 12/23/2013	P	0.00	8.97	0.00	142.76	0.00	1510.70	0.00	0.00	0.00	127.93	0.00	403.30	254
255 12/23/2013	P	0.00	8.97	0.00	142.76	0.00	1510.70	0.00	0.00	0.00	127.93	0.00	403.30	255
256 12/23/2013	P	0.00	14.96	0.00	142.76	0.00	1510.70	0.00	0.00	0.00	127.93	0.00	403.30	256
257 12/30/2013	P	0.00	8.97	0.00	142.76	0.00	1510.70	0.00	0.00	0.00	127.93	0.00	403.30	257
258 12/30/2013	P	0.00	8.97	0.00	142.76	0.00	1510.70	0.00	0.00	0.00	127.93	0.00	403.30	258
259 12/30/2013	P	0.00	8.97	0.00	142.76	0.00	1510.70	0.00	0.00	0.00	127.93	0.00	403.30	259
260 12/30/2013	P	0.00	14.96	0.00	142.76	0.00	1510.70	0.00	0.00	0.00	127.93	0.00	403.30	260
261 12/31/2013	M	0.00	0.00	6.44	149.20	31.56	1542.26	0.00	0.00	0.00	127.93	0.00	403.30	261
262 12/31/2013	R	0.00	0.00	0.00	149.20	0.00	1542.26	0.00	0.00	0.00	127.93	0.00	403.30	262
263 01/01/2014	O	0.00	0.00	0.00	149.20	0.00	1542.26	0.00	0.00	0.00	127.93	0.00	403.30	263
264 01/06/2014	P	0.00	6.95	0.00	149.20	0.00	1542.26	0.00	0.00	0.00	127.93	0.00	403.30	264
265 01/06/2014	P	0.00	11.59	0.00	149.20	0.00	1542.26	0.00	0.00	0.00	127.93	0.00	403.30	265
266 01/06/2014	P	0.00	6.95	0.00	149.20	0.00	1542.26	0.00	0.00	0.00	127.93	0.00	403.30	266
267 01/06/2014	P	0.00	6.95	0.00	149.20	0.00	1542.26	0.00	0.00	0.00	127.93	0.00	403.30	267
268 01/31/2014	M	0.00	0.00	6.44	155.64	31.42	1573.68	0.00	0.00	0.00	127.93	0.00	403.30	268
269 01/31/2014	R	0.00	0.00	0.00	155.64	0.00	1573.68	0.00	0.00	0.00	127.93	0.00	403.30	269
270 02/01/2014	O	0.00	0.00	0.00	155.64	0.00	1573.68	0.00	0.00	0.00	127.93	0.00	403.30	270
271 02/28/2014	M	0.00	0.00	6.44	162.08	31.42	1605.10	0.00	0.00	0.00	127.93	0.00	403.30	271
272 02/28/2014	R	0.00	0.00	0.00	162.08	0.00	1605.10	0.00	0.00	0.00	127.93	0.00	403.30	272
273 03/01/2014	O	0.00	0.00	0.00	162.08	0.00	1605.10	0.00	0.00	0.00	127.93	0.00	403.30	273
274 03/31/2014	M	0.00	0.00	6.44	168.52	31.42	1636.52	0.00	0.00	0.00	127.93	0.00	403.30	274
275 03/31/2014	R	0.00	0.00	0.00	168.52	0.00	1636.52	0.00	0.00	0.00	127.93	0.00	403.30	275
276 04/01/2014	O	0.00	0.00	0.00	168.52	0.00	1636.52	0.00	0.00	0.00	127.93	0.00	403.30	276
277 04/30/2014	M	0.00	0.00	6.44	174.96	31.42	1667.94	0.00	0.00	0.00	127.93	0.00	403.30	277
278 04/30/2014	R	0.00	0.00	0.00	174.96	0.00	1667.94	0.00	0.00	0.00	127.93	0.00	403.30	278
279 05/01/2014	O	0.00	0.00	0.00	174.96	0.00	1667.94	0.00	0.00	0.00	127.93	0.00	403.30	279
280 05/31/2014	M	0.00	0.00	6.44	181.40	31.42	1699.36	0.00	0.00	0.00	127.93	0.00	403.30	280
281 05/31/2014	R	0.00	0.00	0.00	181.40	0.00	1699.36	0.00	0.00	0.00	127.93	0.00	403.30	281
282 06/01/2014	O	0.00	0.00	0.00	181.40	0.00	1699.36	0.00	0.00	0.00	127.93	0.00	403.30	282
283 06/30/2014	M	0.00	0.00	6.44	187.84	31.42	1730.78	0.00	0.00	0.00	127.93	0.00	403.30	283
284 06/30/2014	R	0.00	0.00	0.00	187.84	0.00	1730.78	0.00	0.00	0.00	127.93	0.00	403.30	284

Event Date	Event Type	Current Amount Due	NCP Paid	Unadjudicated Interest (On UA)		Unadjudicated Interest (On AA)		Adjudicated Interest		Unadjudicated Penalty		Adjudicated Penalty	
				Adjust Amount	Running Balance	Adjust Amount	Running Balance	Adjust Amount	Running Balance	Adjust Amount	Running Balance	Adjust Amount	Running Balance
285	07/01/2014	0.00	0.00	0.00	187.84	0.00	1730.78	0.00	0.00	0.00	127.93	0.00	403.30
286	07/31/2014	0.00	0.00	6.44	194.28	31.42	1762.20	0.00	0.00	0.00	127.93	0.00	403.30
287	07/31/2014	0.00	0.00	0.00	194.28	0.00	1762.20	0.00	0.00	0.00	127.93	0.00	403.30
288	08/01/2014	0.00	0.00	0.00	194.28	0.00	1762.20	0.00	0.00	0.00	127.93	0.00	403.30
289	08/31/2014	0.00	0.00	6.44	200.72	31.42	1793.62	0.00	0.00	0.00	127.93	0.00	403.30
290	08/31/2014	0.00	0.00	0.00	200.72	0.00	1793.62	0.00	0.00	0.00	127.93	0.00	403.30
291	09/01/2014	0.00	0.00	0.00	200.72	0.00	1793.62	0.00	0.00	0.00	127.93	0.00	403.30
292	09/30/2014	0.00	0.00	6.44	207.16	31.42	1825.04	0.00	0.00	0.00	127.93	0.00	403.30
293	09/30/2014	0.00	0.00	0.00	207.16	0.00	1825.04	0.00	0.00	0.00	127.93	0.00	403.30
294	10/01/2014	0.00	0.00	0.00	207.16	0.00	1825.04	0.00	0.00	0.00	127.93	0.00	403.30
295	10/31/2014	0.00	0.00	6.44	213.60	31.42	1856.46	0.00	0.00	0.00	127.93	0.00	403.30
296	10/31/2014	0.00	0.00	0.00	213.60	0.00	1856.46	0.00	0.00	0.00	127.93	0.00	403.30
297	11/01/2014	0.00	0.00	0.00	213.60	0.00	1856.46	0.00	0.00	0.00	127.93	0.00	403.30
298	11/13/2014	0.00	0.00	0.00	213.60	0.00	1856.46	0.00	0.00	0.00	127.93	0.00	403.30
299	11/17/2014	0.00	0.00	0.00	213.60	0.00	1856.46	0.00	0.00	0.00	127.93	0.00	403.30
300	11/17/2014	0.00	0.00	0.00	213.60	0.00	1856.46	0.00	0.00	0.00	127.93	0.00	403.30
301	11/17/2014	0.00	0.00	0.00	213.60	0.00	1856.46	0.00	0.00	0.00	127.93	0.00	403.30
302	11/26/2014	0.00	0.00	0.00	213.60	0.00	1856.46	0.00	0.00	0.00	127.93	0.00	403.30
303	11/30/2014	0.00	0.00	6.44	220.04	30.81	1887.27	0.00	0.00	0.00	127.93	0.00	403.30
304	11/30/2014	0.00	0.00	0.00	220.04	0.00	1887.27	0.00	0.00	0.00	127.93	0.00	403.30
305	12/01/2014	0.00	0.00	0.00	220.04	0.00	1887.27	0.00	0.00	0.00	127.93	0.00	403.30
306	12/02/2014	0.00	0.00	0.00	220.04	0.00	1887.27	0.00	0.00	0.00	127.93	0.00	403.30
307	12/02/2014	0.00	0.00	0.00	220.04	0.00	1887.27	0.00	0.00	0.00	127.93	0.00	403.30
308	12/02/2014	0.00	0.00	0.00	220.04	0.00	1887.27	0.00	0.00	0.00	127.93	0.00	403.30
309	12/10/2014	0.00	0.00	0.00	220.04	0.00	1887.27	0.00	0.00	0.00	127.93	0.00	403.30
310	12/15/2014	0.00	0.00	0.00	220.04	0.00	1887.27	0.00	0.00	0.00	127.93	0.00	403.30
311	12/15/2014	0.00	0.00	0.00	220.04	0.00	1887.27	0.00	0.00	0.00	127.93	0.00	403.30
312	12/15/2014	0.00	0.00	0.00	220.04	0.00	1887.27	0.00	0.00	0.00	127.93	0.00	403.30
313	12/24/2014	0.00	0.00	0.00	220.04	0.00	1887.27	0.00	0.00	0.00	127.93	0.00	403.30
314	12/30/2014	0.00	0.00	0.00	220.04	0.00	1887.27	0.00	0.00	0.00	127.93	0.00	403.30
315	12/30/2014	0.00	0.00	0.00	220.04	0.00	1887.27	0.00	0.00	0.00	127.93	0.00	403.30
316	12/31/2014	0.00	0.00	6.44	226.48	29.52	1916.79	0.00	0.00	0.00	127.93	0.00	403.30
317	12/31/2014	0.00	0.00	0.00	226.48	0.00	1916.79	0.00	0.00	0.00	127.93	0.00	403.30

Event Date	Event Type	Current Amount Due	NCP Paid	Unadjudicated Interest (On UA)		Unadjudicated Interest (On AA)		Adjudicated Interest		Unadjudicated Penalty		Adjudicated Penalty		Running Balance
				Adjust Amount	Running Balance	Adjust Amount	Running Balance	Adjust Amount	Running Balance	Adjust Amount	Running Balance	Adjust Amount	Running Balance	
318 01/01/2015	O	0.00	0.00	0.00	226.48	0.00	1916.79	0.00	0.00	0.00	127.93	0.00	403.30	318
319 01/07/2015	P	0.00	32.03	0.00	226.48	0.00	1916.79	0.00	0.00	0.00	127.93	0.00	403.30	319
320 01/12/2015	P	0.00	65.30	0.00	226.48	0.00	1916.79	0.00	0.00	0.00	127.93	0.00	403.30	320
321 01/12/2015	P	0.00	19.53	0.00	226.48	0.00	1916.79	0.00	0.00	0.00	127.93	0.00	403.30	321
322 01/12/2015	P	0.00	19.53	0.00	226.48	0.00	1916.79	0.00	0.00	0.00	127.93	0.00	403.30	322
323 01/22/2015	P	0.00	35.37	0.00	226.48	0.00	1916.79	0.00	0.00	0.00	127.93	0.00	403.30	323
324 01/26/2015	P	0.00	21.57	0.00	226.48	0.00	1916.79	0.00	0.00	0.00	127.93	0.00	403.30	324
325 01/26/2015	P	0.00	72.11	0.00	226.48	0.00	1916.79	0.00	0.00	0.00	127.93	0.00	403.30	325
326 01/26/2015	P	0.00	21.57	0.00	226.48	0.00	1916.79	0.00	0.00	0.00	127.93	0.00	403.30	326
327 01/31/2015	M	0.00	0.00	6.44	232.92	28.26	1945.05	0.00	0.00	0.00	127.93	0.00	403.30	327
328 01/31/2015	R	0.00	0.00	0.00	232.92	0.00	1945.05	0.00	0.00	0.00	127.93	0.00	403.30	328
329 02/01/2015	O	0.00	0.00	0.00	232.92	0.00	1945.05	0.00	0.00	0.00	127.93	0.00	403.30	329
330 02/04/2015	P	0.00	29.23	0.00	232.92	0.00	1945.05	0.00	0.00	0.00	127.93	0.00	403.30	330
331 02/09/2015	P	0.00	59.60	0.00	232.92	0.00	1945.05	0.00	0.00	0.00	127.93	0.00	403.30	331
332 02/09/2015	P	0.00	17.83	0.00	232.92	0.00	1945.05	0.00	0.00	0.00	127.93	0.00	403.30	332
333 02/09/2015	P	0.00	17.83	0.00	232.92	0.00	1945.05	0.00	0.00	0.00	127.93	0.00	403.30	333
334 02/28/2015	M	0.00	0.00	6.44	239.36	27.72	1972.77	0.00	0.00	0.00	127.93	0.00	403.30	334
335 02/28/2015	R	0.00	0.00	0.00	239.36	0.00	1972.77	0.00	0.00	0.00	127.93	0.00	403.30	335
336 03/01/2015	O	0.00	0.00	0.00	239.36	0.00	1972.77	0.00	0.00	0.00	127.93	0.00	403.30	336
337 03/31/2015	M	0.00	0.00	6.44	245.80	27.72	2000.49	0.00	0.00	0.00	127.93	0.00	403.30	337
338 03/31/2015	R	0.00	0.00	0.00	245.80	0.00	2000.49	0.00	0.00	0.00	127.93	0.00	403.30	338
339 04/01/2015	O	0.00	0.00	0.00	245.80	0.00	2000.49	0.00	0.00	0.00	127.93	0.00	403.30	339
340 04/30/2015	M	0.00	0.00	6.44	252.24	27.72	2028.21	0.00	0.00	0.00	127.93	0.00	403.30	340
341 04/30/2015	R	0.00	0.00	0.00	252.24	0.00	2028.21	0.00	0.00	0.00	127.93	0.00	403.30	341
342 05/01/2015	O	0.00	0.00	0.00	252.24	0.00	2028.21	0.00	0.00	0.00	127.93	0.00	403.30	342
343 05/31/2015	M	0.00	0.00	6.44	258.68	27.72	2055.93	0.00	0.00	0.00	127.93	0.00	403.30	343
344 05/31/2015	R	0.00	0.00	0.00	258.68	0.00	2055.93	0.00	0.00	0.00	127.93	0.00	403.30	344
Totals:			\$7750.00	\$8479.58	\$0.00	\$258.68	\$0.00	\$2055.93	\$0.00	\$0.00	\$127.93	\$0.00	\$403.30	

Total Unadjudicated Interest on UA: \$258.68
Total Unadjudicated Interest on AA: \$2055.93
Total Adjudicated Interest: \$0.00
Total Interest: \$2314.61

Total Unadjudicated Penalty: \$127.93
Total Adjudicated Penalty: \$403.30
Total Penalty: \$531.23

Total Arrears: \$7806.45
Total Interest: \$2314.61
Total Penalty: \$531.23
Grand Total: \$10652.29

COPIES

Custodian Financial Audit (part 1 of 2)

Run Date: 06/05/2015
Run Time: 11:21 AM

NCP Name: Eissel, John
CST Name: Halvorson, Cheri

Case ID: 434893000B
Docket#: 97-UR-0083
Prepared By: JKAPAHEE
Last Updated By: JKAPAHEE

Office: 03
Prepared By Date: 06/05/2015
Last Updated By Date: 06/05/2015

Provision Type: Medical Cash

Event Date	Event Type	Current Amount Due	NCP Paid	Unadjudicated Arrears		Adjudicated Arrears	
				Adjustment Amount	Running Balance	Adjustment Amount	Running Balance
05/01/2010	J	0.00	0.00	0.00	0.00	0.00	1
05/01/2010	O	45.00	0.00	45.00	45.00	0.00	2
05/31/2010	M	0.00	0.00	0.00	45.00	0.00	3
06/01/2010	O	45.00	0.00	45.00	90.00	0.00	4
06/09/2010	P	0.00	45.00	-45.00	45.00	0.00	5
06/30/2010	M	0.00	0.00	0.00	45.00	0.00	6
07/01/2010	O	45.00	0.00	45.00	90.00	0.00	7
07/28/2010	P	0.00	45.00	-45.00	45.00	0.00	8
07/31/2010	M	0.00	0.00	0.00	45.00	0.00	9
08/01/2010	O	45.00	0.00	45.00	90.00	0.00	10
08/30/2010	P	0.00	45.00	-45.00	45.00	0.00	11
08/31/2010	M	0.00	0.00	0.00	45.00	0.00	12
09/01/2010	O	45.00	0.00	45.00	90.00	0.00	13
09/23/2010	P	0.00	45.00	-45.00	45.00	0.00	14
09/30/2010	M	0.00	0.00	0.00	45.00	0.00	15
10/01/2010	O	45.00	0.00	45.00	90.00	0.00	16
10/31/2010	M	0.00	0.00	0.00	90.00	0.00	17
11/01/2010	O	45.00	0.00	45.00	135.00	0.00	18
11/10/2010	P	0.00	45.00	-45.00	90.00	0.00	19
11/30/2010	M	0.00	0.00	0.00	90.00	0.00	20
12/01/2010	O	45.00	0.00	45.00	135.00	0.00	21

EXHIBIT B

Event Date	Event Type	Current Amount Due	NCP Paid	Unadjudicated Arrears		Adjudicated Arrears			
				Adjustment Amount	Running Balance	Adjustment Amount	Running Balance		
22	12/06/2010	P	0.00	45.00	-45.00	90.00	0.00	0.00	22
23	12/31/2010	M	0.00	0.00	0.00	90.00	0.00	0.00	23
24	01/01/2011	O	45.00	0.00	45.00	135.00	0.00	0.00	24
25	01/05/2011	P	0.00	45.00	-45.00	90.00	0.00	0.00	25
26	01/31/2011	M	0.00	0.00	0.00	90.00	0.00	0.00	26
27	02/01/2011	O	45.00	0.00	45.00	135.00	0.00	0.00	27
28	02/28/2011	M	0.00	0.00	0.00	135.00	0.00	0.00	28
29	03/01/2011	O	45.00	0.00	45.00	180.00	0.00	0.00	29
30	03/14/2011	P	0.00	45.00	-45.00	135.00	0.00	0.00	30
31	03/31/2011	M	0.00	0.00	0.00	135.00	0.00	0.00	31
32	04/01/2011	O	45.00	0.00	45.00	180.00	0.00	0.00	32
33	04/11/2011	P	0.00	45.00	-45.00	135.00	0.00	0.00	33
34	04/30/2011	M	0.00	0.00	0.00	135.00	0.00	0.00	34
35	05/01/2011	O	45.00	0.00	45.00	180.00	0.00	0.00	35
36	05/09/2011	P	0.00	45.00	-45.00	135.00	0.00	0.00	36
37	05/31/2011	M	0.00	0.00	0.00	135.00	0.00	0.00	37
38	06/01/2011	O	45.00	0.00	45.00	180.00	0.00	0.00	38
39	06/08/2011	P	0.00	45.00	-45.00	135.00	0.00	0.00	39
40	06/30/2011	M	0.00	0.00	0.00	135.00	0.00	0.00	40
41	07/01/2011	O	45.00	0.00	45.00	180.00	0.00	0.00	41
42	07/11/2011	P	0.00	45.00	-45.00	135.00	0.00	0.00	42
43	07/31/2011	M	0.00	0.00	0.00	135.00	0.00	0.00	43
44	08/01/2011	O	45.00	0.00	45.00	180.00	0.00	0.00	44
45	08/17/2011	P	0.00	45.00	-45.00	135.00	0.00	0.00	45
46	08/31/2011	M	0.00	0.00	0.00	135.00	0.00	0.00	46
47	09/01/2011	O	45.00	0.00	45.00	180.00	0.00	0.00	47
48	09/09/2011	P	0.00	45.00	-45.00	135.00	0.00	0.00	48
49	09/30/2011	M	0.00	0.00	0.00	135.00	0.00	0.00	49
50	10/01/2011	O	45.00	0.00	45.00	180.00	0.00	0.00	50
51	10/11/2011	P	0.00	45.00	-45.00	135.00	0.00	0.00	51
52	10/31/2011	M	0.00	0.00	0.00	135.00	0.00	0.00	52
53	11/01/2011	O	45.00	0.00	45.00	180.00	0.00	0.00	53
54	11/14/2011	P	0.00	1.00	-1.00	179.00	0.00	0.00	54
55	11/21/2011	P	0.00	44.00	-44.00	135.00	0.00	0.00	55

Event Date	Event Type	Current Amount Due	NCP Paid	Unadjudicated Arrears		Adjudicated Arrears	
				Adjustment Amount	Running Balance	Adjustment Amount	Running Balance
56	11/30/2011	M	0.00	0.00	135.00	0.00	56
57	12/01/2011	O	45.00	45.00	180.00	0.00	57
58	12/31/2011	M	0.00	0.00	180.00	0.00	58
59	01/01/2012	O	45.00	45.00	225.00	0.00	59
60	01/31/2012	M	0.00	0.00	225.00	0.00	60
61	02/01/2012	O	45.00	45.00	270.00	0.00	61
62	02/29/2012	M	0.00	0.00	270.00	0.00	62
63	03/01/2012	O	45.00	45.00	315.00	0.00	63
64	03/31/2012	M	0.00	0.00	315.00	0.00	64
65	04/01/2012	O	45.00	45.00	360.00	0.00	65
66	04/30/2012	M	0.00	0.00	360.00	0.00	66
67	05/01/2012	O	45.00	45.00	405.00	0.00	67
68	05/31/2012	M	0.00	0.00	405.00	0.00	68
69	06/01/2012	O	45.00	45.00	450.00	0.00	69
70	06/30/2012	M	0.00	0.00	450.00	0.00	70
71	07/01/2012	O	45.00	45.00	495.00	0.00	71
72	07/31/2012	M	0.00	0.00	495.00	0.00	72
73	08/01/2012	O	45.00	45.00	540.00	0.00	73
74	08/31/2012	M	0.00	0.00	540.00	0.00	74
75	09/01/2012	O	45.00	45.00	585.00	0.00	75
76	09/26/2012	P	0.00	-11.94	573.06	0.00	76
77	09/26/2012	P	0.00	-33.06	540.00	0.00	77
78	09/30/2012	M	0.00	0.00	540.00	0.00	78
79	10/01/2012	O	45.00	45.00	585.00	0.00	79
80	10/18/2012	P	0.00	-0.53	584.47	0.00	80
81	10/29/2012	P	0.00	-21.62	562.85	0.00	81
82	10/29/2012	P	0.00	-10.81	552.04	0.00	82
83	10/31/2012	M	0.00	0.00	552.04	0.00	83
84	11/01/2012	O	45.00	45.00	597.04	0.00	84
85	11/15/2012	P	0.00	-0.53	596.51	0.00	85
86	11/26/2012	P	0.00	-44.47	552.04	0.00	86
87	11/30/2012	M	0.00	0.00	552.04	0.00	87
88	12/01/2012	O	0.00	0.00	552.04	0.00	88
89	12/31/2012	M	0.00	0.00	552.04	0.00	89

	Event Date	Event Type	Current Amount Due	NCP Paid	Unadjudicated Arrears		Adjudicated Arrears		
					Adjustment Amount	Running Balance	Adjustment Amount	Running Balance	
90	01/01/2013	O	0.00	0.00	0.00	552.04	0.00	0.00	90
91	01/31/2013	M	0.00	0.00	0.00	552.04	0.00	0.00	91
92	02/01/2013	O	0.00	0.00	0.00	552.04	0.00	0.00	92
93	02/28/2013	M	0.00	0.00	0.00	552.04	0.00	0.00	93
94	03/01/2013	O	0.00	0.00	0.00	552.04	0.00	0.00	94
95	03/31/2013	M	0.00	0.00	0.00	552.04	0.00	0.00	95
96	04/01/2013	O	0.00	0.00	0.00	552.04	0.00	0.00	96
97	04/30/2013	M	0.00	0.00	0.00	552.04	0.00	0.00	97
98	05/01/2013	O	0.00	0.00	0.00	552.04	0.00	0.00	98
99	05/31/2013	M	0.00	0.00	0.00	552.04	0.00	0.00	99
100	06/01/2013	O	0.00	0.00	0.00	552.04	0.00	0.00	100
101	06/30/2013	M	0.00	0.00	0.00	552.04	0.00	0.00	101
102	07/01/2013	O	0.00	0.00	0.00	552.04	0.00	0.00	102
103	07/31/2013	M	0.00	0.00	0.00	552.04	0.00	0.00	103
104	08/01/2013	O	0.00	0.00	0.00	552.04	0.00	0.00	104
105	08/31/2013	M	0.00	0.00	0.00	552.04	0.00	0.00	105
106	09/01/2013	O	0.00	0.00	0.00	552.04	0.00	0.00	106
107	09/30/2013	M	0.00	0.00	0.00	552.04	0.00	0.00	107
108	10/01/2013	O	0.00	0.00	0.00	552.04	0.00	0.00	108
109	10/31/2013	M	0.00	0.00	0.00	552.04	0.00	0.00	109
110	11/01/2013	O	0.00	0.00	0.00	552.04	0.00	0.00	110
111	11/30/2013	M	0.00	0.00	0.00	552.04	0.00	0.00	111
112	12/01/2013	O	0.00	0.00	0.00	552.04	0.00	0.00	112
113	12/31/2013	M	0.00	0.00	0.00	552.04	0.00	0.00	113
114	01/01/2014	O	0.00	0.00	0.00	552.04	0.00	0.00	114
115	01/31/2014	M	0.00	0.00	0.00	552.04	0.00	0.00	115
116	02/01/2014	O	0.00	0.00	0.00	552.04	0.00	0.00	116
117	02/28/2014	M	0.00	0.00	0.00	552.04	0.00	0.00	117
118	03/01/2014	O	0.00	0.00	0.00	552.04	0.00	0.00	118
119	03/31/2014	M	0.00	0.00	0.00	552.04	0.00	0.00	119
120	04/01/2014	O	0.00	0.00	0.00	552.04	0.00	0.00	120
121	04/30/2014	M	0.00	0.00	0.00	552.04	0.00	0.00	121
122	05/01/2014	O	0.00	0.00	0.00	552.04	0.00	0.00	122
123	05/31/2014	M	0.00	0.00	0.00	552.04	0.00	0.00	123

Event Date	Event Type	Current Amount Due	NCP Paid	Unadjudicated Arrears		Adjudicated Arrears			
				Adjustment Amount	Running Balance	Adjustment Amount	Running Balance		
124	06/01/2014	O	0.00	0.00	552.04	0.00	0.00	124	
125	06/30/2014	M	0.00	0.00	552.04	0.00	0.00	125	
126	07/01/2014	O	0.00	0.00	552.04	0.00	0.00	126	
127	07/31/2014	M	0.00	0.00	552.04	0.00	0.00	127	
128	08/01/2014	O	0.00	0.00	552.04	0.00	0.00	128	
129	08/31/2014	M	0.00	0.00	552.04	0.00	0.00	129	
130	09/01/2014	O	0.00	0.00	552.04	0.00	0.00	130	
131	09/30/2014	M	0.00	0.00	552.04	0.00	0.00	131	
132	10/01/2014	O	0.00	0.00	552.04	0.00	0.00	132	
133	10/31/2014	M	0.00	0.00	552.04	0.00	0.00	133	
134	11/01/2014	O	0.00	0.00	552.04	0.00	0.00	134	
135	11/30/2014	M	0.00	0.00	552.04	0.00	0.00	135	
136	12/01/2014	O	0.00	0.00	552.04	0.00	0.00	136	
137	12/30/2014	P	0.00	9.17	542.87	0.00	0.00	137	
138	12/30/2014	P	0.00	32.34	510.53	0.00	0.00	138	
139	12/31/2014	M	0.00	0.00	510.53	0.00	0.00	139	
140	01/01/2015	O	0.00	0.00	510.53	0.00	0.00	140	
141	01/31/2015	M	0.00	0.00	510.53	0.00	0.00	141	
142	02/01/2015	O	0.00	0.00	510.53	0.00	0.00	142	
143	02/28/2015	M	0.00	0.00	510.53	0.00	0.00	143	
144	03/01/2015	O	0.00	0.00	510.53	0.00	0.00	144	
145	03/31/2015	M	0.00	0.00	510.53	0.00	0.00	145	
146	04/01/2015	O	0.00	0.00	510.53	0.00	0.00	146	
147	04/30/2015	M	0.00	0.00	510.53	0.00	0.00	147	
148	05/01/2015	O	0.00	0.00	510.53	0.00	0.00	148	
149	05/31/2015	M	0.00	0.00	510.53	0.00	0.00	149	
Totals:				\$1395.00	\$884.47	\$0.00	\$510.53	\$0.00	\$0.00

Total Unadjudicated: \$510.53
 Total Adjudicated: \$0.00
 Total Arrears: \$510.53

Custodian Financial Audit (part 2 of 2)

Run Date: 06/05/2015
Run Time: 11:21 AM

NCP Name: Eissel, John
CST Name: Halvorson, Cheri

Case ID: 434893000B
Docket#: 97-UR-0083
Prepared By: JKAPAAHEE
Last Updated By: JKAPAAHEE

Office: 03
Prepared By Date: 06/05/2015
Last Updated By Date: 06/05/2015

Provision Type: Medical Cash

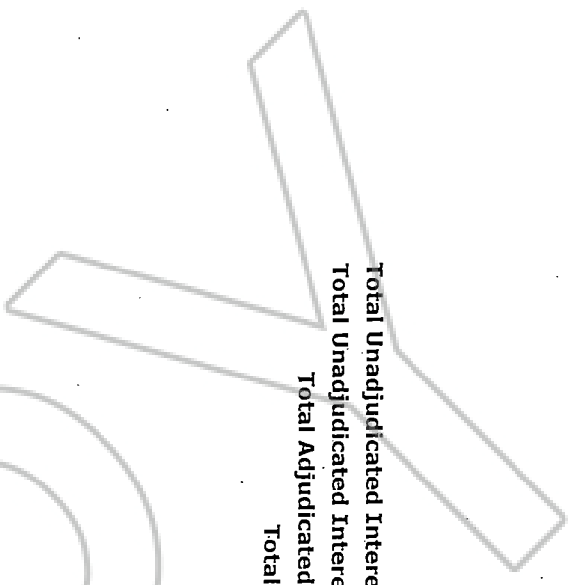
Event Date	Event Type	Current Amount Due	NCP Paid	Unadjudicated Interest (On UA)		Unadjudicated Interest (On AA)		Adjudicated Interest		Unadjudicated Penalty		Adjudicated Penalty	
				Adjust Amount	Running Balance	Adjust Amount	Running Balance	Adjust Amount	Running Balance	Adjust Amount	Running Balance	Adjust Amount	Running Balance
05/01/2010	J	0.00	0.00	0.00	0.00	0.00	0.00	0.00	0.00	0.00	0.00	0.00	0.00
05/01/2010	O	45.00	0.00	0.00	0.00	0.00	0.00	0.00	0.00	0.00	0.00	0.00	0.00
05/31/2010	M	0.00	0.00	0.20	0.20	0.00	0.00	0.00	0.00	0.00	0.00	0.00	0.00
06/01/2010	O	45.00	0.00	0.00	0.20	0.00	0.00	0.00	0.00	0.00	0.00	0.00	0.00
06/09/2010	P	0.00	45.00	0.00	0.20	0.00	0.00	0.00	0.00	0.00	0.00	0.00	0.00
06/30/2010	M	0.00	0.00	0.20	0.40	0.00	0.00	0.00	0.00	0.00	0.00	0.00	0.00
07/01/2010	O	45.00	0.00	0.00	0.40	0.00	0.00	0.00	0.00	0.00	0.00	0.00	0.00
07/28/2010	P	0.00	45.00	0.00	0.40	0.00	0.00	0.00	0.00	0.00	0.00	0.00	0.00
07/31/2010	M	0.00	0.00	0.20	0.60	0.00	0.00	0.00	0.00	0.00	0.00	0.00	0.00
08/01/2010	O	45.00	0.00	0.00	0.60	0.00	0.00	0.00	0.00	0.00	0.00	0.00	0.00
08/30/2010	P	0.00	45.00	0.00	0.60	0.00	0.00	0.00	0.00	0.00	0.00	0.00	0.00
08/31/2010	M	0.00	0.00	0.20	0.80	0.00	0.00	0.00	0.00	0.00	0.00	0.00	0.00
09/01/2010	O	45.00	0.00	0.00	0.80	0.00	0.00	0.00	0.00	0.00	0.00	0.00	0.00
09/23/2010	P	0.00	45.00	0.00	0.80	0.00	0.00	0.00	0.00	0.00	0.00	0.00	0.00
09/30/2010	M	0.00	0.00	0.20	1.00	0.00	0.00	0.00	0.00	0.00	0.00	0.00	0.00
10/01/2010	O	45.00	0.00	0.00	1.00	0.00	0.00	0.00	0.00	0.00	0.00	0.00	0.00
10/31/2010	M	0.00	0.00	0.39	1.39	0.00	0.00	0.00	0.00	4.50	4.50	0.00	0.00
11/01/2010	O	45.00	0.00	0.00	1.39	0.00	0.00	0.00	0.00	0.00	4.50	0.00	0.00
11/10/2010	P	0.00	45.00	0.00	1.39	0.00	0.00	0.00	0.00	0.00	4.50	0.00	0.00
11/30/2010	M	0.00	0.00	0.39	1.78	0.00	0.00	0.00	0.00	0.00	4.50	0.00	0.00

Event Date	Event Type	Current Amount Due	NCP Paid	Unadjudicated Interest (On UA)		Unadjudicated Interest (On AA)		Adjudicated Interest		Unadjudicated Penalty		Adjudicated Penalty	
				Adjust Amount	Running Balance	Adjust Amount	Running Balance	Adjust Amount	Running Balance	Adjust Amount	Running Balance	Adjust Amount	Running Balance
21	12/01/2010	0	45.00	0.00	1.78	0.00	0.00	0.00	0.00	0.00	4.50	0.00	0.00
22	12/06/2010	P	0.00	45.00	0.00	1.78	0.00	0.00	0.00	0.00	4.50	0.00	0.00
23	12/31/2010	M	0.00	0.00	0.39	2.17	0.00	0.00	0.00	0.00	4.50	0.00	0.00
24	01/01/2011	O	45.00	0.00	0.00	2.17	0.00	0.00	0.00	0.00	4.50	0.00	0.00
25	01/05/2011	P	0.00	45.00	0.00	2.17	0.00	0.00	0.00	0.00	4.50	0.00	0.00
26	01/31/2011	M	0.00	0.00	0.39	2.56	0.00	0.00	0.00	0.00	4.50	0.00	0.00
27	02/01/2011	O	45.00	0.00	0.00	2.56	0.00	0.00	0.00	0.00	4.50	0.00	0.00
28	02/28/2011	M	0.00	0.00	0.59	3.15	0.00	0.00	0.00	4.50	9.00	0.00	0.00
29	03/01/2011	O	45.00	0.00	0.00	3.15	0.00	0.00	0.00	0.00	9.00	0.00	0.00
30	03/14/2011	P	0.00	45.00	0.00	3.15	0.00	0.00	0.00	0.00	9.00	0.00	0.00
31	03/31/2011	M	0.00	0.00	0.59	3.74	0.00	0.00	0.00	0.00	9.00	0.00	0.00
32	04/01/2011	O	45.00	0.00	0.00	3.74	0.00	0.00	0.00	0.00	9.00	0.00	0.00
33	04/11/2011	P	0.00	45.00	0.00	3.74	0.00	0.00	0.00	0.00	9.00	0.00	0.00
34	04/30/2011	M	0.00	0.00	0.59	4.33	0.00	0.00	0.00	0.00	9.00	0.00	0.00
35	05/01/2011	O	45.00	0.00	0.00	4.33	0.00	0.00	0.00	0.00	9.00	0.00	0.00
36	05/09/2011	P	0.00	45.00	0.00	4.33	0.00	0.00	0.00	0.00	9.00	0.00	0.00
37	05/31/2011	M	0.00	0.00	0.59	4.92	0.00	0.00	0.00	0.00	9.00	0.00	0.00
38	06/01/2011	O	45.00	0.00	0.00	4.92	0.00	0.00	0.00	0.00	9.00	0.00	0.00
39	06/08/2011	P	0.00	45.00	0.00	4.92	0.00	0.00	0.00	0.00	9.00	0.00	0.00
40	06/30/2011	M	0.00	0.00	0.59	5.51	0.00	0.00	0.00	0.00	9.00	0.00	0.00
41	07/01/2011	O	45.00	0.00	0.00	5.51	0.00	0.00	0.00	0.00	9.00	0.00	0.00
42	07/11/2011	P	0.00	45.00	0.00	5.51	0.00	0.00	0.00	0.00	9.00	0.00	0.00
43	07/31/2011	M	0.00	0.00	0.59	6.10	0.00	0.00	0.00	0.00	9.00	0.00	0.00
44	08/01/2011	O	45.00	0.00	0.00	6.10	0.00	0.00	0.00	0.00	9.00	0.00	0.00
45	08/17/2011	P	0.00	45.00	0.00	6.10	0.00	0.00	0.00	0.00	9.00	0.00	0.00
46	08/31/2011	M	0.00	0.00	0.59	6.69	0.00	0.00	0.00	0.00	9.00	0.00	0.00
47	09/01/2011	O	45.00	0.00	0.00	6.69	0.00	0.00	0.00	0.00	9.00	0.00	0.00
48	09/09/2011	P	0.00	45.00	0.00	6.69	0.00	0.00	0.00	0.00	9.00	0.00	0.00
49	09/30/2011	M	0.00	0.00	0.59	7.28	0.00	0.00	0.00	0.00	9.00	0.00	0.00
50	10/01/2011	O	45.00	0.00	0.00	7.28	0.00	0.00	0.00	0.00	9.00	0.00	0.00
51	10/11/2011	P	0.00	45.00	0.00	7.28	0.00	0.00	0.00	0.00	9.00	0.00	0.00
52	10/31/2011	M	0.00	0.00	0.59	7.87	0.00	0.00	0.00	0.00	9.00	0.00	0.00
53	11/01/2011	O	45.00	0.00	0.00	7.87	0.00	0.00	0.00	0.00	9.00	0.00	0.00

Event Date	Event Type	Current Amount Due	NCP Paid	Unadjudicated Interest (On UA)		Unadjudicated Interest (On AA)		Adjudicated Interest		Unadjudicated Penalty		Adjudicated Penalty	
				Adjust Amount	Running Balance	Adjust Amount	Running Balance	Adjust Amount	Running Balance	Adjust Amount	Running Balance	Adjust Amount	Running Balance
54 11/14/2011	P	0.00	1.00	0.00	7.87	0.00	0.00	0.00	0.00	0.00	9.00	0.00	0.00
55 11/21/2011	P	0.00	44.00	0.00	7.87	0.00	0.00	0.00	0.00	0.00	9.00	0.00	0.00
56 11/30/2011	M	0.00	0.00	0.59	8.46	0.00	0.00	0.00	0.00	0.00	9.00	0.00	0.00
57 12/01/2011	O	45.00	0.00	0.00	8.46	0.00	0.00	0.00	0.00	0.00	9.00	0.00	0.00
58 12/31/2011	M	0.00	0.00	0.79	9.25	0.00	0.00	0.00	0.00	4.50	13.50	0.00	0.00
59 01/01/2012	O	45.00	0.00	0.00	9.25	0.00	0.00	0.00	0.00	0.00	13.50	0.00	0.00
60 01/31/2012	M	0.00	0.00	0.98	10.23	0.00	0.00	0.00	0.00	4.50	18.00	0.00	0.00
61 02/01/2012	O	45.00	0.00	0.00	10.23	0.00	0.00	0.00	0.00	0.00	18.00	0.00	0.00
62 02/29/2012	M	0.00	0.00	1.18	11.41	0.00	0.00	0.00	0.00	4.50	22.50	0.00	0.00
63 03/01/2012	O	45.00	0.00	0.00	11.41	0.00	0.00	0.00	0.00	0.00	22.50	0.00	0.00
64 03/31/2012	M	0.00	0.00	1.38	12.79	0.00	0.00	0.00	0.00	4.50	27.00	0.00	0.00
65 04/01/2012	O	45.00	0.00	0.00	12.79	0.00	0.00	0.00	0.00	0.00	27.00	0.00	0.00
66 04/30/2012	M	0.00	0.00	1.58	14.37	0.00	0.00	0.00	0.00	4.50	31.50	0.00	0.00
67 05/01/2012	O	45.00	0.00	0.00	14.37	0.00	0.00	0.00	0.00	0.00	31.50	0.00	0.00
68 05/31/2012	M	0.00	0.00	1.77	16.14	0.00	0.00	0.00	0.00	4.50	36.00	0.00	0.00
69 06/01/2012	O	45.00	0.00	0.00	16.14	0.00	0.00	0.00	0.00	0.00	36.00	0.00	0.00
70 06/30/2012	M	0.00	0.00	1.97	18.11	0.00	0.00	0.00	0.00	4.50	40.50	0.00	0.00
71 07/01/2012	O	45.00	0.00	0.00	18.11	0.00	0.00	0.00	0.00	0.00	40.50	0.00	0.00
72 07/31/2012	M	0.00	0.00	2.17	20.28	0.00	0.00	0.00	0.00	4.50	45.00	0.00	0.00
73 08/01/2012	O	45.00	0.00	0.00	20.28	0.00	0.00	0.00	0.00	0.00	45.00	0.00	0.00
74 08/31/2012	M	0.00	0.00	2.36	22.64	0.00	0.00	0.00	0.00	4.50	49.50	0.00	0.00
75 09/01/2012	O	45.00	0.00	0.00	22.64	0.00	0.00	0.00	0.00	0.00	49.50	0.00	0.00
76 09/26/2012	P	0.00	11.94	0.00	22.64	0.00	0.00	0.00	0.00	0.00	49.50	0.00	0.00
77 09/26/2012	P	0.00	33.06	0.00	22.64	0.00	0.00	0.00	0.00	0.00	49.50	0.00	0.00
78 09/30/2012	M	0.00	0.00	2.36	25.00	0.00	0.00	0.00	0.00	0.00	49.50	0.00	0.00
79 10/01/2012	O	45.00	0.00	0.00	25.00	0.00	0.00	0.00	0.00	0.00	49.50	0.00	0.00
80 10/18/2012	P	0.00	0.53	0.00	25.00	0.00	0.00	0.00	0.00	0.00	49.50	0.00	0.00
81 10/29/2012	P	0.00	21.62	0.00	25.00	0.00	0.00	0.00	0.00	0.00	49.50	0.00	0.00
82 10/29/2012	P	0.00	10.81	0.00	25.00	0.00	0.00	0.00	0.00	0.00	49.50	0.00	0.00
83 10/31/2012	M	0.00	0.00	2.42	27.42	0.00	0.00	0.00	0.00	1.20	50.70	0.00	0.00
84 11/01/2012	O	45.00	0.00	0.00	27.42	0.00	0.00	0.00	0.00	0.00	50.70	0.00	0.00
85 11/15/2012	P	0.00	0.53	0.00	27.42	0.00	0.00	0.00	0.00	0.00	50.70	0.00	0.00
86 11/26/2012	P	0.00	44.47	0.00	27.42	0.00	0.00	0.00	0.00	0.00	50.70	0.00	0.00

Event Date	Event Type	Current Amount Due	NCP Paid	Unadjudicated Interest (On UA)		Unadjudicated Interest (On AA)		Adjudicated Interest		Unadjudicated Penalty		Adjudicated Penalty	
				Adjust Amount	Running Balance	Adjust Amount	Running Balance	Adjust Amount	Running Balance	Adjust Amount	Running Balance	Adjust Amount	Running Balance
87	11/30/2012	M	0.00	0.00	2.42	29.84	0.00	0.00	0.00	0.00	50.70	0.00	0.00
88	12/01/2012	O	0.00	0.00	0.00	29.84	0.00	0.00	0.00	0.00	50.70	0.00	0.00
89	12/31/2012	M	0.00	0.00	2.42	32.26	0.00	0.00	0.00	0.00	50.70	0.00	0.00
90	01/01/2013	O	0.00	0.00	0.00	32.26	0.00	0.00	0.00	0.00	50.70	0.00	0.00
91	01/31/2013	M	0.00	0.00	2.42	34.68	0.00	0.00	0.00	0.00	50.70	0.00	0.00
92	02/01/2013	O	0.00	0.00	0.00	34.68	0.00	0.00	0.00	0.00	50.70	0.00	0.00
93	02/28/2013	M	0.00	0.00	2.42	37.10	0.00	0.00	0.00	0.00	50.70	0.00	0.00
94	03/01/2013	O	0.00	0.00	0.00	37.10	0.00	0.00	0.00	0.00	50.70	0.00	0.00
95	03/31/2013	M	0.00	0.00	2.42	39.52	0.00	0.00	0.00	0.00	50.70	0.00	0.00
96	04/01/2013	O	0.00	0.00	0.00	39.52	0.00	0.00	0.00	0.00	50.70	0.00	0.00
97	04/30/2013	M	0.00	0.00	2.42	41.94	0.00	0.00	0.00	0.00	50.70	0.00	0.00
98	05/01/2013	O	0.00	0.00	0.00	41.94	0.00	0.00	0.00	0.00	50.70	0.00	0.00
99	05/31/2013	M	0.00	0.00	2.42	44.36	0.00	0.00	0.00	0.00	50.70	0.00	0.00
100	06/01/2013	O	0.00	0.00	0.00	44.36	0.00	0.00	0.00	0.00	50.70	0.00	0.00
101	06/30/2013	M	0.00	0.00	2.42	46.78	0.00	0.00	0.00	0.00	50.70	0.00	0.00
102	07/01/2013	O	0.00	0.00	0.00	46.78	0.00	0.00	0.00	0.00	50.70	0.00	0.00
103	07/31/2013	M	0.00	0.00	2.42	49.20	0.00	0.00	0.00	0.00	50.70	0.00	0.00
104	08/01/2013	O	0.00	0.00	0.00	49.20	0.00	0.00	0.00	0.00	50.70	0.00	0.00
105	08/31/2013	M	0.00	0.00	2.42	51.62	0.00	0.00	0.00	0.00	50.70	0.00	0.00
106	09/01/2013	O	0.00	0.00	0.00	51.62	0.00	0.00	0.00	0.00	50.70	0.00	0.00
107	09/30/2013	M	0.00	0.00	2.42	54.04	0.00	0.00	0.00	0.00	50.70	0.00	0.00
108	10/01/2013	O	0.00	0.00	0.00	54.04	0.00	0.00	0.00	0.00	50.70	0.00	0.00
109	10/31/2013	M	0.00	0.00	2.42	56.46	0.00	0.00	0.00	0.00	50.70	0.00	0.00
110	11/01/2013	O	0.00	0.00	0.00	56.46	0.00	0.00	0.00	0.00	50.70	0.00	0.00
111	11/30/2013	M	0.00	0.00	2.42	58.88	0.00	0.00	0.00	0.00	50.70	0.00	0.00
112	12/01/2013	O	0.00	0.00	0.00	58.88	0.00	0.00	0.00	0.00	50.70	0.00	0.00
113	12/31/2013	M	0.00	0.00	2.42	61.30	0.00	0.00	0.00	0.00	50.70	0.00	0.00
114	01/01/2014	O	0.00	0.00	0.00	61.30	0.00	0.00	0.00	0.00	50.70	0.00	0.00
115	01/31/2014	M	0.00	0.00	2.42	63.72	0.00	0.00	0.00	0.00	50.70	0.00	0.00
116	02/01/2014	O	0.00	0.00	0.00	63.72	0.00	0.00	0.00	0.00	50.70	0.00	0.00
117	02/28/2014	M	0.00	0.00	2.42	66.14	0.00	0.00	0.00	0.00	50.70	0.00	0.00
118	03/01/2014	O	0.00	0.00	0.00	66.14	0.00	0.00	0.00	0.00	50.70	0.00	0.00
119	03/31/2014	M	0.00	0.00	2.42	68.56	0.00	0.00	0.00	0.00	50.70	0.00	0.00


Event Date	Event Type	Current Amount Due	NCP Paid	Unadjudicated Interest (On UA)		Unadjudicated Interest (On AA)		Adjudicated Interest		Unadjudicated Penalty		Adjudicated Penalty	
				Adjust Amount	Running Balance	Adjust Amount	Running Balance	Adjust Amount	Running Balance	Adjust Amount	Running Balance	Adjust Amount	Running Balance
120 04/01/2014	O	0.00	0.00	0.00	68.56	0.00	0.00	0.00	0.00	0.00	0.00	0.00	0.00
121 04/30/2014	M	0.00	0.00	2.42	70.98	0.00	0.00	0.00	0.00	0.00	0.00	0.00	0.00
122 05/01/2014	O	0.00	0.00	0.00	70.98	0.00	0.00	0.00	0.00	0.00	0.00	0.00	0.00
123 05/31/2014	M	0.00	0.00	2.42	73.40	0.00	0.00	0.00	0.00	0.00	0.00	0.00	0.00
124 06/01/2014	O	0.00	0.00	0.00	73.40	0.00	0.00	0.00	0.00	0.00	0.00	0.00	0.00
125 06/30/2014	M	0.00	0.00	2.42	75.82	0.00	0.00	0.00	0.00	0.00	0.00	0.00	0.00
126 07/01/2014	O	0.00	0.00	0.00	75.82	0.00	0.00	0.00	0.00	0.00	0.00	0.00	0.00
127 07/31/2014	M	0.00	0.00	2.42	78.24	0.00	0.00	0.00	0.00	0.00	0.00	0.00	0.00
128 08/01/2014	O	0.00	0.00	0.00	78.24	0.00	0.00	0.00	0.00	0.00	0.00	0.00	0.00
129 08/31/2014	M	0.00	0.00	2.42	80.66	0.00	0.00	0.00	0.00	0.00	0.00	0.00	0.00
130 09/01/2014	O	0.00	0.00	0.00	80.66	0.00	0.00	0.00	0.00	0.00	0.00	0.00	0.00
131 09/30/2014	M	0.00	0.00	2.42	83.08	0.00	0.00	0.00	0.00	0.00	0.00	0.00	0.00
132 10/01/2014	O	0.00	0.00	0.00	83.08	0.00	0.00	0.00	0.00	0.00	0.00	0.00	0.00
133 10/31/2014	M	0.00	0.00	2.42	85.50	0.00	0.00	0.00	0.00	0.00	0.00	0.00	0.00
134 11/01/2014	O	0.00	0.00	0.00	85.50	0.00	0.00	0.00	0.00	0.00	0.00	0.00	0.00
135 11/30/2014	M	0.00	0.00	2.42	87.92	0.00	0.00	0.00	0.00	0.00	0.00	0.00	0.00
136 12/01/2014	O	0.00	0.00	0.00	87.92	0.00	0.00	0.00	0.00	0.00	0.00	0.00	0.00
137 12/30/2014	P	0.00	9.17	0.00	87.92	0.00	0.00	0.00	0.00	0.00	0.00	0.00	0.00
138 12/30/2014	P	0.00	32.34	0.00	87.92	0.00	0.00	0.00	0.00	0.00	0.00	0.00	0.00
139 12/31/2014	M	0.00	0.00	2.23	90.15	0.00	0.00	0.00	0.00	0.00	0.00	0.00	0.00
140 01/01/2015	O	0.00	0.00	0.00	90.15	0.00	0.00	0.00	0.00	0.00	0.00	0.00	0.00
141 01/31/2015	M	0.00	0.00	2.23	92.38	0.00	0.00	0.00	0.00	0.00	0.00	0.00	0.00
142 02/01/2015	O	0.00	0.00	0.00	92.38	0.00	0.00	0.00	0.00	0.00	0.00	0.00	0.00
143 02/28/2015	M	0.00	0.00	2.23	94.61	0.00	0.00	0.00	0.00	0.00	0.00	0.00	0.00
144 03/01/2015	O	0.00	0.00	0.00	94.61	0.00	0.00	0.00	0.00	0.00	0.00	0.00	0.00
145 03/31/2015	M	0.00	0.00	2.23	96.84	0.00	0.00	0.00	0.00	0.00	0.00	0.00	0.00
146 04/01/2015	O	0.00	0.00	0.00	96.84	0.00	0.00	0.00	0.00	0.00	0.00	0.00	0.00
147 04/30/2015	M	0.00	0.00	2.23	99.07	0.00	0.00	0.00	0.00	0.00	0.00	0.00	0.00
148 05/01/2015	O	0.00	0.00	0.00	99.07	0.00	0.00	0.00	0.00	0.00	0.00	0.00	0.00
149 05/31/2015	M	0.00	0.00	2.23	101.30	0.00	0.00	0.00	0.00	0.00	0.00	0.00	0.00
Totals:		\$1395.00	\$884.47	\$0.00	\$101.30	\$0.00	\$0.00	\$0.00	\$0.00	\$0.00	\$0.00	\$50.70	\$0.00



Total Unadjudicated Interest on UA: \$101.30
Total Unadjudicated Interest on AA: \$0.00
Total Adjudicated Interest: \$0.00
Total Interest: \$101.30

Total Unadjudicated Penalty: \$50.70
Total Adjudicated Penalty: \$0.00
Total Penalty: \$50.70

Total Arrears: \$510.53
Total Interest: \$101.30
Total Penalty: \$50.70
Grand Total: \$662.53



COPY

CERTIFIED COPY

The document to which this certificate is attached is a full, true and correct copy of the original in file and of record in my office.

DATE July 7, 2015

BOBBIE R. WILLIAMS Clerk of Court
of the State of Nevada, in and for the County of Douglas,

By [Signature] Deputy

By _____ Deputy

of the State of Nevada, in and for the County of Douglas,

BOBBIE R. WILLIAMS Clerk of Court

DATE

record in my office.

full, true and correct copy of the original in file and of

The document to which this certificate is attached is a

CERTIFIED COPY