



KAREN ELLISON, RECORDER

1
2
3
4
5
6
7
8
9
10
11
12
13
14
15
16
17
18
19
20
21
22
23
24
25
26
27
28

APN # _____

Recording Requested by and returned to:

(for Recorder's use only)

Name: Division of Welfare and Supportive Services
Child Support Enforcement
Address: 300 E. Second St., Ste. 1200
City/State/Zip: Reno, NV 89501-1580

- Release of Lien (RELN)
- Judgment and Order
- Stipulation and Order
- Other:

OBLIGOR'S NAME: FEDERICK CLARK

UPI #: 879-77-2000B

This page added to provide additional information required by NRS 111.312 Sections 1-2.
(Additional recording fee applies.)

This cover page must be typed or printed.

1 CASE NO. 18-UR-0016

2 DEPT. NO. II

3 **IN THE NINTH JUDICIAL DISTRICT COURT OF THE STATE OF NEVADA**

4 **IN AND FOR THE COUNTY OF DOUGLAS**

5 NICOLE CLARK
6 NKA NICOLE SMITH

Obligees,

AFFIDAVIT OF RECORDATION


7 Vs.


8 FREDERICK CLARK


Obligor

9
10 I, Desirae Hardy, hereby swear and affirm under penalty of perjury that the following assertions are true:

- 11 1. That affiant is, and at all times mentioned herein was, a citizen of the State of Nevada, over the
- 12 age of twenty-one years of age, and an employee of the Division of Welfare and Supportive
- 13 Services Child Support Enforcement Office managing the legal process under Case Number
- 14 879-77-2000B.
- 15 2. That this affidavit and Judgment and Order is being filed pursuant to NRS125B.142 and
- 16 NRS17.150, and when so recorded shall become a lien upon all the real property of the Obligor.
- 17 3. That the Obligor's name is Frederick Clark, whose address, Social Security number and date of
- 18 birth is confidential on file with the Division of Welfare and Supportive Services Child Support
- 19 Enforcement Office.
- 20 4. That attached hereto is a certified copy of the Judgment and Order filed on August 17, 2018.

21
22 
23 Desirae Hardy
24 Administrative Assistant II

23 State of Nevada, County of Washoe
24 Subscribed and sworn before me this
25 17 day of January, 2019
26 
27 NOTARY PUBLIC



INSTRUCTIONS TO RECORDER

Obligor: FREDERICK CLARK

Obligee: NICOLE SMITH

Date: January 17, 2019

From: Desirae Hardy, Administrative Assistant II, Division of Welfare and Supportive
Services Child Support Enforcement Office

Enclosed: Certified copy of Child Support Judgment and Order

In accordance with NRS125B.142 and NRS17.150, on the behalf of the Division please record the
attached Affidavit and Judgment and Order at the request of the Division of Welfare and Supportive
Services Child Support Enforcement Office.

Please note: If the judgment is a Stipulation and Order, they should be recorded as one document.

Thank you for your assistance. If you have any questions or concerns, please call me at
(775) 448-5178.

COPY

RECEIVED

AUG 15 2018

Douglas County
District Court Clerk

FILED

2018 AUG 17 AM 10:41

A. B. NEWELL
CLERK

BY _____ DEPUTY

1 Case No. 18-UR-0016

2 Dept No. II

6 IN THE NINTH JUDICIAL DISTRICT COURT OF THE STATE OF NEVADA

7 IN AND FOR THE COUNTY OF DOUGLAS

9 NICOLE CLARK
10 NKA NICOLE SMITH
11 Obligee,

11 Vs.

12 FREDERICK CLARK
13 Obligor,

14 JUDGMENT AND ORDER

15 *The undersigned does hereby affirm this document does not contain the social security number of any*
16 *person, pursuant to NRS 239B.030.*

17 This matter was heard on July 13, 2018. The Court Master with the following persons was
18 present:

19 Obligee: Not Present

20 Obligor: Present, via telephone

21 Presented by: Joanne LaBarbera

22 Division of Welfare and Support Services
23 Child Support Enforcement

24 After considering all the evidence, the Master hereby makes the following Findings and
25 Recommendations:

26 The Obligor is the parent of the following child:

27 NAME

DOB

28 JAQULYN LOUISE MARIE CLARK

JULY 27, 2002

- 1 Obligee was properly noticed of today's hearing on or about June 6, 2018.
- 2 Based on the Obligor's incarceration the gross monthly earnings are \$0.00. Pursuant to
- 3 the formula prescribed within NRS 125B.070, 18% of those earnings are \$0.00.
- 4 The child support amount recommended by the Court Master (set out in paragraph 1
- 5 below) deviates from the statutory percentage under NRS 125B.080, based on the
- 6 following factors: Inability to pay due to undue hardship as Obligor is incarcerated.

7 RECOMMENDED ORDER IS:

- 8 1. Ongoing support is ordered in the amount of \$0.00 per month beginning
- 9 July 1, 2018. The obligation for Child Support continues until the child turns 18 years
- 10 of age, or until the child turns 19 years of age if the child is enrolled in High School.
- 11 However, this obligation to support a child is affected by a child's ability to live on
- 12 their own (NRS129.080 to 129.140 – legal emancipation) or when applicable,
- 13 continued financial support beyond the age of majority per NRS125B.110.
- 14 2. The Obligor is responsible for **child support** arrears for the period of
- 15 October 1, 2003 through June 30, 2018.
- 16 A judgment is entered against the Obligor for **child support** arrears as follows:
- 17 Principal in the amount of \$1,395.51
- 18 Interest in the amount of \$750.16
- 19 Penalty in the amount of \$238.00

20 For a total judgment of \$2,383.67 to be repaid at \$0.00 per month beginning July 1, 2018.

21 All payments **MUST** be made in the form of a money order, cashier's check or business check

22 and payable to **STATE COLLECTION AND DISBURSEMENT UNIT (SCaDU)** and sent

23 to:

24 **STATE COLLECTION AND DISBURSEMENT UNIT (SCaDU)**

25 **P.O. BOX 98950**

26 **LAS VEGAS, NV 89193-89501**

27 The following information must be included with each payment:

- 28 A. Name (first, middle, last) of person responsible for paying child support.
- B. Social Security Number of person responsible for paying child support.

1 C. Child support case number 879-77-2000B listed on each payment.

2 D. Name of custodian (first and last name of person receiving child support).

3 **PAYMENT OF SUPPORT IS TO BE AS PROVIDED HEREIN, AND THE GIVING OF**
4 **GIFTS, OF MAKING PURCHASES OF FOOD, CLOTHING AND THE LIKE WILL**
5 **NOT FULFILL THE OBLIGATION. NOTICE: NO CREDIT WILL BE GIVEN FOR**
6 **PAYMENTS PAID DIRECTLY TO THE OBLIGEE.**

7 3. All payments shall be made by immediate income withholding. If your full obligation
8 is not met by the amount withheld by your employer, you are responsible to pay the
9 difference between your court ordered obligation and the amount withheld by your
10 employer directly to the STATE COLLECTION AND DISBURSEMENT UNIT
11 (SCaDU). If you fail to do so you will be subject to the assessment of penalties and
12 interest. You may avoid these additional costs by making your current child support
13 payments each month.

14 4. The Obligee shall provide health insurance coverage for the child when available
15 through employment or group policy under a plan that is reasonable in cost as defined in
16 NRS 125B.085 and Obligor shall pay \$0.00 per month for health insurance premium
17 (medical cash) effective July 1, 2018. Medical costs incurred for the above-referenced
18 period have not yet been determined. The State's rights to recover said costs are not
19 waived by way of this order.

20 5. Pursuant to NRS 125B.080(7), expenses for health care which are not reimbursed
21 through insurance, including expenses for medical, surgical, dental, orthodontic and
22 optical expenses, must be shared equally by both parents.

23 6. The Obligor shall keep the Division of Welfare and Supportive Services informed of
24 any change regarding current residential and/or mailing address, employment and of
25 access to health insurance coverage in WRITING (including health insurance policy
26 information) within 10 days of such change.

27 7. Obligor shall be responsible for ALL child support and judgment payments due.
28 Payment is to be made directly to the STATE COLLECTION AND

1 DISBURSEMENT UNIT (SCaDU). At any time withholding does not occur, Obligor
2 must make voluntary payments to the STATE COLLECTION AND DISBURSEMENT
3 UNIT (SCaDU).

4 8. Effective July 1, 2004 simple interest will accrue on all adjudicated arrears balances
5 (including payment in lieu of medical insurance) and spousal support balances, for
6 cases with a Nevada controlling order pursuant to NRS 99.040. Interest assessed by a
7 judgment of the court prior to July 1, 2004 will be enforced. Interest on the judgment
8 shall accrue at the rate established by NRS 125B.140(2)(c)(1).

9 9. Pursuant to NRS 125B.095, a late fee/penalty of 10% (ten percent) of the unpaid
10 monthly child support amount will be added to the arrears balance of the Obligor if the
11 Obligor becomes delinquent in the amount owed for one month's support.

12 10. All payment collections shall be held in abeyance until the first day of the first
13 month following Obligor's release from incarceration, employment, or if assets become
14 available.

15 11. The State of Nevada has continuing exclusive jurisdiction for enforcement and
16 modification purposes pursuant to the Full Faith and Credit for Child Support Orders
17 Act.

18 It is further ordered that: See page 2, lines 4-6. Ongoing obligations and interest will not accrue
19 during periods of incarceration. Obligor must notify the Division upon his release from
20 incarceration. Review Hearing to be set for April 2019.

21 _____
22 ///

23 ///

24 ///

25 ///

26 ///

27 ///

28 ///

SUPPORT OBLIGATION BREAKDOWN AS FOLLOWS:

Child Support.....	<u>\$0.00</u>	Effective <u>July 1, 2018</u>
Child Support Arrearages.....	<u>\$0.00</u>	Effective <u>July 1, 2018</u>
Medical Cash.....	<u>\$0.00</u>	Effective <u>July 1, 2018</u>
Medical Cash Arrearages.....	<u>\$0.00</u>	Effective <u>July 1, 2018</u>
TOTAL PAYMENT.....	<u>\$0.00</u>	

Pursuant to NRS 125B.145 this Order may be reviewed every three (3) years and is subject to future modifications.

Unless a stay of this Order is obtained from District Court, all enforcement procedures including, but not limited to wage withholding, garnishment, liens and the attachment of federal income tax returns will be undertaken upon entry of this order.

IT IS SO RECOMMENDED.

This 19 day of July, 2018.


COURT MASTER

1 **NOTICE OF RIGHT TO WAIVE OBJECTION**

2 The Obligor waives the ten (10) days for objection to the Master's Report, and
3 this report may be submitted to the District Court immediately.

4 The Obligee waives the ten (10) days for objection to the Master's Report, and
5 this report may be submitted to the District Court immediately.

6 Receipt of the Master's Recommendation is acknowledged by my signature below.

7 _____
Frederick Clark, Obligor

8 _____
Nicole Smith, Obligee

9 **NOTICE OF RIGHT TO OBJECTION**

10 Objections are governed by NRS 425.3844. You have 10 (ten) days from receipt of this
11 recommendation to file your objection. A failure to file and serve a written objection will
12 result in final Judgment being ordered by District Court.

13 Objections to this Order **must be filed** with the Ninth Judicial District Court of the State of
14 Nevada and **served upon** the other party and the Division of Welfare and Supportive
Services at 300 East Second Street Suite 1200, Reno, NV 89501.

15 You must submit your objection to the Court Clerk for filing by submitting your original
16 objection and two copies. Legal advice regarding your objection will not be provided.

17 For information on obtaining a objection packet or the objection process please call the
18 **Division of Welfare and Supportive Services at (775) 448-5150 located at 300 East
Second Street Suite 1200, Reno, NV 89501.**

19 **ORDER**

20 The Court, having reviewed the above and foregoing Master's Report prepared by the Court

21 Master and,

22 The Obligor having waived the right to object thereto.

23 No timely objection having been filed hereto.

24 **IT IS HEREBY ORDERED that the Master's Findings and Recommendations are**
25 **affirmed and adopted.**
26

27 Dated: August 17, 2018.

28 _____
DISTRICT JUDGE

1 Case No. 18 UR 0016

2 Dept No. II

3
4 IN THE NINTH JUDICIAL DISTRICT COURT OF THE STATE OF NEVADA
5
6 IN AND FOR THE COUNTY OF DOUGLAS

7 NICOLE CLARK
8 NKA NICOLE SMITH
9 Obligee,

10 Vs.

11 FREDERICK CLARK
12 Obligor
13 _____ /

13 **CERTIFICATE OF MAILING**

14 Pursuant to NRCP 5(b), I certify that on this date I deposited for mailing, postage
15 prepaid, at Reno, Nevada, a true copy of the attached document addressed to:

17 FREDERICK CLARK
18 CONFIDENTIAL
19 IN FILE

20 NICOLE SMITH
21 CONFIDENTIAL
22 IN FILE

23 DATED: July 24th, 2018

24 SIGNED: 
25 MARTIN HERNANDEZ
26 ADMINISTRATIVE ASSISTANT II

27 DOCUMENTS: JUDGMENT AND ORDER
28 CASE NO. 18-UR-0016

Custodian Financial Audit (part 1 of 2)

Run Date: 07/03/2018
Run Time: 01:51 PM

NCP Name: Clark, Frederick
CST Name: Smith, Nicole

Case ID: 879772000B
Docket#: 18-UR-0016

Office: 03

Prepared By: JLABARBE
Last Updated By: JLABARBE
Prepared By Date: 07/03/2018
Last Updated By Date: 07/03/2018

Provision Type: Child Support

Event Date	Event Type	Current Amount Due	NCP paid	Unadjudicated Arrears		Adjudicated Arrears	
				Adjustment Amount	Running Balance	Adjustment Amount	Running Balance
10/01/2003	J	0.00	0.00	0.00	0.00	0.00	0.00
10/01/2003	O	238.00	0.00	238.00	238.00	0.00	0.00
10/01/2003	P	0.00	238.00	-238.00	0.00	0.00	0.00
11/01/2003	O	238.00	0.00	238.00	238.00	0.00	0.00
11/01/2003	P	0.00	238.00	-238.00	0.00	0.00	0.00
12/01/2003	O	238.00	0.00	238.00	238.00	0.00	0.00
12/01/2003	P	0.00	238.00	-238.00	0.00	0.00	0.00
01/01/2004	O	238.00	0.00	238.00	238.00	0.00	0.00
01/01/2004	P	0.00	200.00	-200.00	38.00	0.00	0.00
02/01/2004	O	238.00	0.00	238.00	276.00	0.00	0.00
02/01/2004	P	0.00	200.00	-200.00	76.00	0.00	0.00
03/01/2004	O	238.00	0.00	238.00	314.00	0.00	0.00
03/01/2004	P	0.00	200.00	-200.00	114.00	0.00	0.00
04/01/2004	O	238.00	0.00	238.00	352.00	0.00	0.00
05/01/2004	O	238.00	0.00	238.00	590.00	0.00	0.00
05/01/2004	P	0.00	150.00	-150.00	440.00	0.00	0.00
06/01/2004	O	238.00	0.00	238.00	678.00	0.00	0.00
06/01/2004	P	0.00	150.00	-150.00	528.00	0.00	0.00
07/01/2004	O	238.00	0.00	238.00	766.00	0.00	0.00
07/01/2004	P	0.00	150.00	-150.00	616.00	0.00	0.00
07/31/2004	M	0.00	0.00	0.00	616.00	0.00	0.00

EXHIBIT A

Event Date	Event Type	Current Amount Due	NCP Paid	Unadjudicated Arrears		Adjudicated Arrears	
				Adjustment Amount	Running Balance	Adjustment Amount	Running Balance
22	08/01/2004	0.00	0.00	238.00	854.00	0.00	0.00
23	08/01/2004	0.00	160.00	-160.00	694.00	0.00	0.00
24	08/31/2004	0.00	0.00	0.00	694.00	0.00	0.00
25	09/01/2004	238.00	0.00	238.00	932.00	0.00	0.00
26	09/01/2004	0.00	100.00	-100.00	832.00	0.00	0.00
27	09/30/2004	0.00	0.00	0.00	832.00	0.00	0.00
28	10/01/2004	238.00	0.00	238.00	1070.00	0.00	0.00
29	10/01/2004	0.00	100.00	-100.00	970.00	0.00	0.00
30	10/31/2004	0.00	0.00	0.00	970.00	0.00	0.00
31	11/01/2004	238.00	0.00	238.00	1208.00	0.00	0.00
32	11/30/2004	0.00	0.00	0.00	1208.00	0.00	0.00
33	12/01/2004	238.00	0.00	238.00	1446.00	0.00	0.00
34	12/01/2004	0.00	200.00	-200.00	1246.00	0.00	0.00
35	12/31/2004	0.00	0.00	0.00	1246.00	0.00	0.00
36	01/01/2005	238.00	0.00	238.00	1484.00	0.00	0.00
37	01/31/2005	0.00	0.00	0.00	1484.00	0.00	0.00
38	02/01/2005	238.00	0.00	238.00	1722.00	0.00	0.00
39	02/28/2005	0.00	0.00	0.00	1722.00	0.00	0.00
40	03/01/2005	238.00	0.00	238.00	1960.00	0.00	0.00
41	03/31/2005	0.00	0.00	0.00	1960.00	0.00	0.00
42	04/01/2005	238.00	0.00	238.00	2198.00	0.00	0.00
43	04/13/2005	0.00	191.16	-191.16	2006.84	0.00	0.00
44	04/30/2005	0.00	0.00	0.00	2006.84	0.00	0.00
45	05/01/2005	238.00	0.00	238.00	2244.84	0.00	0.00
46	05/12/2005	0.00	222.11	-222.11	2022.73	0.00	0.00
47	05/31/2005	0.00	0.00	0.00	2022.73	0.00	0.00
48	06/01/2005	238.00	0.00	238.00	2260.73	0.00	0.00
49	06/13/2005	0.00	238.00	-238.00	2022.73	0.00	0.00
50	06/30/2005	0.00	0.00	0.00	2022.73	0.00	0.00
51	07/01/2005	238.00	0.00	238.00	2260.73	0.00	0.00
52	07/25/2005	0.00	238.00	-238.00	2022.73	0.00	0.00
53	07/31/2005	0.00	0.00	0.00	2022.73	0.00	0.00
54	08/01/2005	238.00	0.00	238.00	2260.73	0.00	0.00
55	08/15/2005	0.00	69.93	-69.93	2190.80	0.00	0.00

Event Date	Event Type	Current Amount Due	NCP Paid	Unadjudicated Arrears		Adjudicated Arrears			
				Adjustment Amount	Running Balance	Adjustment Amount	Running Balance		
56	08/15/2005	P	0.00	168.07	-168.07	2022.73	0.00	0.00	56
57	08/31/2005	M	0.00	0.00	0.00	2022.73	0.00	0.00	57
58	09/01/2005	O	238.00	0.00	238.00	2260.73	0.00	0.00	58
59	09/19/2005	P	0.00	69.93	-69.93	2190.80	0.00	0.00	59
60	09/19/2005	P	0.00	168.07	-168.07	2022.73	0.00	0.00	60
61	09/30/2005	M	0.00	0.00	0.00	2022.73	0.00	0.00	61
62	10/01/2005	O	238.00	0.00	238.00	2260.73	0.00	0.00	62
63	10/13/2005	P	0.00	69.93	-69.93	2190.80	0.00	0.00	63
64	10/13/2005	P	0.00	168.07	-168.07	2022.73	0.00	0.00	64
65	10/31/2005	M	0.00	0.00	0.00	2022.73	0.00	0.00	65
66	11/01/2005	O	238.00	0.00	238.00	2260.73	0.00	0.00	66
67	11/16/2005	P	0.00	168.07	-168.07	2092.66	0.00	0.00	67
68	11/16/2005	P	0.00	69.93	-69.93	2022.73	0.00	0.00	68
69	11/30/2005	M	0.00	0.00	0.00	2022.73	0.00	0.00	69
70	12/01/2005	O	238.00	0.00	238.00	2260.73	0.00	0.00	70
71	12/31/2005	M	0.00	0.00	0.00	2260.73	0.00	0.00	71
72	01/01/2006	O	238.00	0.00	238.00	2498.73	0.00	0.00	72
73	01/13/2006	P	0.00	55.16	-55.16	2443.57	0.00	0.00	73
74	01/30/2006	P	0.00	109.85	-109.85	2333.72	0.00	0.00	74
75	01/30/2006	P	0.00	72.99	-72.99	2260.73	0.00	0.00	75
76	01/31/2006	M	0.00	0.00	0.00	2260.73	0.00	0.00	76
77	02/01/2006	O	238.00	0.00	238.00	2498.73	0.00	0.00	77
78	02/28/2006	M	0.00	0.00	0.00	2498.73	0.00	0.00	78
79	03/01/2006	O	238.00	0.00	238.00	2736.73	0.00	0.00	79
80	03/23/2006	P	0.00	55.16	-55.16	2681.57	0.00	0.00	80
81	03/27/2006	P	0.00	182.84	-182.84	2498.73	0.00	0.00	81
82	03/31/2006	M	0.00	0.00	0.00	2498.73	0.00	0.00	82
83	04/01/2006	O	238.00	0.00	238.00	2736.73	0.00	0.00	83
84	04/30/2006	M	0.00	0.00	0.00	2736.73	0.00	0.00	84
85	05/01/2006	O	238.00	0.00	238.00	2974.73	0.00	0.00	85
86	05/18/2006	P	0.00	80.14	-80.14	2894.59	0.00	0.00	86
87	05/18/2006	P	0.00	80.13	-80.13	2814.46	0.00	0.00	87
88	05/18/2006	P	0.00	41.38	-41.38	2773.08	0.00	0.00	88
89	05/18/2006	P	0.00	36.35	-36.35	2736.73	0.00	0.00	89

Event Date	Event Type	Current Amount Due	NCP Paid	Unadjudicated Arrears		Adjudicated Arrears	
				Adjustment Amount	Running Balance	Adjustment Amount	Running Balance
90	05/19/2006	0.00	25.31	-25.31	2711.42	0.00	0.00
91	05/19/2006	0.00	69.28	-69.28	2642.14	0.00	0.00
92	05/31/2006	0.00	0.00	0.00	2642.14	0.00	0.00
93	06/01/2006	238.00	0.00	238.00	2880.14	0.00	0.00
94	06/14/2006	0.00	41.38	-41.38	2838.76	0.00	0.00
95	06/14/2006	0.00	80.14	-80.14	2758.62	0.00	0.00
96	06/22/2006	0.00	80.13	-80.13	2678.49	0.00	0.00
97	06/22/2006	0.00	41.08	-41.08	2637.41	0.00	0.00
98	06/30/2006	0.00	0.00	0.00	2637.41	0.00	0.00
99	07/01/2006	238.00	0.00	238.00	2875.41	0.00	0.00
100	07/03/2006	0.00	41.38	-41.38	2834.03	0.00	0.00
101	07/03/2006	0.00	80.14	-80.14	2753.89	0.00	0.00
102	07/21/2006	0.00	61.93	-61.93	2691.96	0.00	0.00
103	07/21/2006	0.00	31.98	-31.98	2659.98	0.00	0.00
104	07/31/2006	0.00	0.00	0.00	2659.98	0.00	0.00
105	08/01/2006	238.00	0.00	238.00	2897.98	0.00	0.00
106	08/03/2006	0.00	36.18	-36.18	2861.80	0.00	0.00
107	08/03/2006	0.00	70.06	-70.06	2791.74	0.00	0.00
108	08/18/2006	0.00	36.17	-36.17	2755.57	0.00	0.00
109	08/18/2006	0.00	83.86	-83.86	2671.71	0.00	0.00
110	08/31/2006	0.00	51.55	-51.55	2620.16	0.00	0.00
111	08/31/2006	0.00	80.78	-80.78	2539.38	0.00	0.00
112	08/31/2006	0.00	0.00	0.00	2539.38	0.00	0.00
113	09/01/2006	238.00	0.00	238.00	2777.38	0.00	0.00
114	09/14/2006	0.00	83.87	-83.87	2693.51	0.00	0.00
115	09/14/2006	0.00	36.18	-36.18	2657.33	0.00	0.00
116	09/25/2006	0.00	36.18	-36.18	2621.15	0.00	0.00
117	09/25/2006	0.00	85.17	-85.17	2535.98	0.00	0.00
118	09/30/2006	0.00	0.00	0.00	2535.98	0.00	0.00
119	10/01/2006	238.00	0.00	238.00	2773.98	0.00	0.00
120	10/18/2006	0.00	83.87	-83.87	2690.11	0.00	0.00
121	10/18/2006	0.00	36.18	-36.18	2653.93	0.00	0.00
122	10/31/2006	0.00	0.00	0.00	2653.93	0.00	0.00
123	11/01/2006	238.00	0.00	238.00	2891.93	0.00	0.00

	Event Date	Event Type	Current Amount Due	NCP Paid	Unadjudicated Arrears		Adjudicated Arrears		
					Adjustment Amount	Running Balance	Adjustment Amount	Running Balance	
124	11/07/2006	P	0.00	306.23	-306.23	2585.70	0.00	0.00	124
125	11/16/2006	P	0.00	128.54	-128.54	2457.16	0.00	0.00	125
126	11/27/2006	P	0.00	7.28	-7.28	2449.88	0.00	0.00	126
127	11/27/2006	P	0.00	38.10	-38.10	2411.78	0.00	0.00	127
128	11/30/2006	M	0.00	0.00	0.00	2411.78	0.00	0.00	128
129	12/01/2006	O	238.00	0.00	238.00	2649.78	0.00	0.00	129
130	12/11/2006	P	0.00	122.83	-122.83	2526.95	0.00	0.00	130
131	12/11/2006	P	0.00	25.08	-25.08	2501.87	0.00	0.00	131
132	12/26/2006	P	0.00	23.08	-23.08	2478.79	0.00	0.00	132
133	12/26/2006	P	0.00	93.26	-93.26	2385.53	0.00	0.00	133
134	12/31/2006	M	0.00	0.00	0.00	2385.53	0.00	0.00	134
135	01/01/2007	O	238.00	0.00	238.00	2623.53	0.00	0.00	135
136	01/08/2007	P	0.00	120.83	-120.83	2502.70	0.00	0.00	136
137	01/08/2007	P	0.00	23.08	-23.08	2479.62	0.00	0.00	137
138	01/22/2007	P	0.00	107.14	-107.14	2372.48	0.00	0.00	138
139	01/22/2007	P	0.00	11.26	-11.26	2361.22	0.00	0.00	139
140	01/31/2007	M	0.00	0.00	0.00	2361.22	0.00	0.00	140
141	02/01/2007	O	238.00	0.00	238.00	2599.22	0.00	0.00	141
142	02/05/2007	P	0.00	120.83	-120.83	2478.39	0.00	0.00	142
143	02/05/2007	P	0.00	23.08	-23.08	2455.31	0.00	0.00	143
144	02/20/2007	P	0.00	23.08	-23.08	2432.23	0.00	0.00	144
145	02/20/2007	P	0.00	95.31	-95.31	2336.92	0.00	0.00	145
146	02/28/2007	M	0.00	0.00	0.00	2336.92	0.00	0.00	146
147	03/01/2007	O	238.00	0.00	238.00	2574.92	0.00	0.00	147
148	03/02/2007	P	0.00	428.68	-428.68	2146.24	0.00	0.00	148
149	03/05/2007	P	0.00	120.83	-120.83	2025.41	0.00	0.00	149
150	03/19/2007	P	0.00	120.56	-120.56	1904.85	0.00	0.00	150
151	03/31/2007	M	0.00	0.00	0.00	1904.85	0.00	0.00	151
152	04/01/2007	O	238.00	0.00	238.00	2142.85	0.00	0.00	152
153	04/02/2007	P	0.00	120.83	-120.83	2022.02	0.00	0.00	153
154	04/02/2007	P	0.00	23.08	-23.08	1998.94	0.00	0.00	154
155	04/16/2007	P	0.00	107.14	-107.14	1891.80	0.00	0.00	155
156	04/16/2007	P	0.00	11.26	-11.26	1880.54	0.00	0.00	156
157	04/30/2007	P	0.00	46.05	-46.05	1834.49	0.00	0.00	157

	Event Date	Event Type	Current Amount Due	NCP Paid	Unadjudicated Arrears		Adjudicated Arrears		
					Adjustment Amount	Running Balance	Adjustment Amount	Running Balance	
158	04/30/2007	P	0.00	7.19	-7.19	1827.30	0.00	0.00	158
159	04/30/2007	M	0.00	0.00	0.00	1827.30	0.00	0.00	159
160	05/01/2007	O	238.00	0.00	238.00	2065.30	0.00	0.00	160
161	05/14/2007	P	0.00	23.08	-23.08	2042.22	0.00	0.00	161
162	05/14/2007	P	0.00	120.83	-120.83	1921.39	0.00	0.00	162
163	05/29/2007	P	0.00	107.14	-107.14	1814.25	0.00	0.00	163
164	05/29/2007	P	0.00	11.26	-11.26	1802.99	0.00	0.00	164
165	05/31/2007	M	0.00	0.00	0.00	1802.99	0.00	0.00	165
166	06/01/2007	O	238.00	0.00	238.00	2040.99	0.00	0.00	166
167	06/11/2007	P	0.00	23.08	-23.08	2017.91	0.00	0.00	167
168	06/11/2007	P	0.00	120.83	-120.83	1897.08	0.00	0.00	168
169	06/25/2007	P	0.00	23.08	-23.08	1874.00	0.00	0.00	169
170	06/25/2007	P	0.00	95.31	-95.31	1778.69	0.00	0.00	170
171	06/30/2007	M	0.00	0.00	0.00	1778.69	0.00	0.00	171
172	07/01/2007	O	238.00	0.00	238.00	2016.69	0.00	0.00	172
173	07/09/2007	P	0.00	120.83	-120.83	1895.86	0.00	0.00	173
174	07/09/2007	P	0.00	23.08	-23.08	1872.78	0.00	0.00	174
175	07/24/2007	P	0.00	23.08	-23.08	1849.70	0.00	0.00	175
176	07/24/2007	P	0.00	95.31	-95.31	1754.39	0.00	0.00	176
177	07/31/2007	M	0.00	0.00	0.00	1754.39	0.00	0.00	177
178	08/01/2007	O	238.00	0.00	238.00	1992.39	0.00	0.00	178
179	08/06/2007	P	0.00	23.08	-23.08	1969.31	0.00	0.00	179
180	08/07/2007	P	0.00	120.83	-120.83	1848.48	0.00	0.00	180
181	08/21/2007	P	0.00	95.31	-95.31	1753.17	0.00	0.00	181
182	08/21/2007	P	0.00	23.08	-23.08	1730.09	0.00	0.00	182
183	08/31/2007	M	0.00	0.00	0.00	1730.09	0.00	0.00	183
184	09/01/2007	O	238.00	0.00	238.00	1968.09	0.00	0.00	184
185	09/04/2007	P	0.00	120.83	-120.83	1847.26	0.00	0.00	185
186	09/04/2007	P	0.00	23.08	-23.08	1824.18	0.00	0.00	186
187	09/17/2007	P	0.00	107.14	-107.14	1717.04	0.00	0.00	187
188	09/17/2007	P	0.00	11.26	-11.26	1705.78	0.00	0.00	188
189	09/30/2007	M	0.00	0.00	0.00	1705.78	0.00	0.00	189
190	10/01/2007	O	238.00	0.00	238.00	1943.78	0.00	0.00	190
191	10/01/2007	P	0.00	120.83	-120.83	1822.95	0.00	0.00	191

	Event Date	Event Type	Current Amount Due	NCP Paid	Unadjudicated Arrears		Adjudicated Arrears		
					Adjustment Amount	Running Balance	Adjustment Amount	Running Balance	
192	10/01/2007	P	0.00	23.08	-23.08	1799.87	0.00	0.00	192
193	10/15/2007	P	0.00	107.14	-107.14	1692.73	0.00	0.00	193
194	10/15/2007	P	0.00	11.26	-11.26	1681.47	0.00	0.00	194
195	10/29/2007	P	0.00	6.94	-6.94	1674.53	0.00	0.00	195
196	10/29/2007	P	0.00	45.24	-45.24	1629.29	0.00	0.00	196
197	10/31/2007	M	0.00	0.00	0.00	1629.29	0.00	0.00	197
198	11/01/2007	O	238.00	0.00	238.00	1867.29	0.00	0.00	198
199	11/13/2007	P	0.00	120.83	-120.83	1746.46	0.00	0.00	199
200	11/13/2007	P	0.00	23.08	-23.08	1723.38	0.00	0.00	200
201	11/27/2007	P	0.00	107.14	-107.14	1616.24	0.00	0.00	201
202	11/27/2007	P	0.00	11.26	-11.26	1604.98	0.00	0.00	202
203	11/30/2007	M	0.00	0.00	0.00	1604.98	0.00	0.00	203
204	12/01/2007	O	238.00	0.00	238.00	1842.98	0.00	0.00	204
205	12/10/2007	P	0.00	120.83	-120.83	1722.15	0.00	0.00	205
206	12/10/2007	P	0.00	23.08	-23.08	1699.07	0.00	0.00	206
207	12/24/2007	P	0.00	107.14	-107.14	1591.93	0.00	0.00	207
208	12/24/2007	P	0.00	11.26	-11.26	1580.67	0.00	0.00	208
209	12/31/2007	M	0.00	0.00	0.00	1580.67	0.00	0.00	209
210	01/01/2008	O	238.00	0.00	238.00	1818.67	0.00	0.00	210
211	01/07/2008	P	0.00	23.08	-23.08	1795.59	0.00	0.00	211
212	01/07/2008	P	0.00	120.83	-120.83	1674.76	0.00	0.00	212
213	01/22/2008	P	0.00	107.14	-107.14	1567.62	0.00	0.00	213
214	01/22/2008	P	0.00	11.26	-11.26	1556.36	0.00	0.00	214
215	01/28/2008	P	0.00	51.49	-51.49	1504.87	0.00	0.00	215
216	01/31/2008	M	0.00	0.00	0.00	1504.87	0.00	0.00	216
217	02/01/2008	O	238.00	0.00	238.00	1742.87	0.00	0.00	217
218	02/04/2008	P	0.00	120.83	-120.83	1622.04	0.00	0.00	218
219	02/04/2008	P	0.00	23.08	-23.08	1598.96	0.00	0.00	219
220	02/19/2008	P	0.00	107.14	-107.14	1491.82	0.00	0.00	220
221	02/19/2008	P	0.00	11.26	-11.26	1480.56	0.00	0.00	221
222	02/29/2008	M	0.00	0.00	0.00	1480.56	0.00	0.00	222
223	03/01/2008	O	238.00	0.00	238.00	1718.56	0.00	0.00	223
224	03/03/2008	P	0.00	120.83	-120.83	1597.73	0.00	0.00	224
225	03/03/2008	P	0.00	23.08	-23.08	1574.65	0.00	0.00	225

Event Date	Event Type	Current Amount Due	NCP Paid	Unadjudicated Arrears		Adjudicated Arrears			
				Adjustment Amount	Running Balance	Adjustment Amount	Running Balance		
226	03/13/2008	P	0.00	273.97	-273.97	1300.68	0.00	0.00	226
227	03/18/2008	P	0.00	107.14	-107.14	1193.54	0.00	0.00	227
228	03/18/2008	P	0.00	11.26	-11.26	1182.28	0.00	0.00	228
229	03/31/2008	P	0.00	55.63	-55.63	1126.65	0.00	0.00	229
230	03/31/2008	P	0.00	10.22	-10.22	1116.43	0.00	0.00	230
231	03/31/2008	M	0.00	0.00	0.00	1116.43	0.00	0.00	231
232	04/01/2008	O	238.00	0.00	238.00	1354.43	0.00	0.00	232
233	04/14/2008	P	0.00	120.83	-120.83	1233.60	0.00	0.00	233
234	04/14/2008	P	0.00	23.08	-23.08	1210.52	0.00	0.00	234
235	04/28/2008	P	0.00	107.14	-107.14	1103.38	0.00	0.00	235
236	04/28/2008	P	0.00	11.26	-11.26	1092.12	0.00	0.00	236
237	04/30/2008	M	0.00	0.00	0.00	1092.12	0.00	0.00	237
238	05/01/2008	O	238.00	0.00	238.00	1330.12	0.00	0.00	238
239	05/12/2008	P	0.00	23.08	-23.08	1307.04	0.00	0.00	239
240	05/12/2008	P	0.00	120.83	-120.83	1186.21	0.00	0.00	240
241	05/27/2008	P	0.00	107.14	-107.14	1079.07	0.00	0.00	241
242	05/27/2008	P	0.00	11.26	-11.26	1067.81	0.00	0.00	242
243	05/31/2008	M	0.00	0.00	0.00	1067.81	0.00	0.00	243
244	06/01/2008	O	238.00	0.00	238.00	1305.81	0.00	0.00	244
245	06/09/2008	P	0.00	120.83	-120.83	1184.98	0.00	0.00	245
246	06/09/2008	P	0.00	23.08	-23.08	1161.90	0.00	0.00	246
247	06/23/2008	P	0.00	107.14	-107.14	1054.76	0.00	0.00	247
248	06/23/2008	P	0.00	11.26	-11.26	1043.50	0.00	0.00	248
249	06/30/2008	M	0.00	0.00	0.00	1043.50	0.00	0.00	249
250	07/01/2008	O	238.00	0.00	238.00	1281.50	0.00	0.00	250
251	07/08/2008	P	0.00	299.24	-299.24	982.26	0.00	0.00	251
252	07/09/2008	P	0.00	120.83	-120.83	861.43	0.00	0.00	252
253	07/09/2008	P	0.00	23.08	-23.08	838.35	0.00	0.00	253
254	07/21/2008	P	0.00	97.48	-97.48	740.87	0.00	0.00	254
255	07/21/2008	P	0.00	2.93	-2.93	737.94	0.00	0.00	255
256	07/31/2008	M	0.00	0.00	0.00	737.94	0.00	0.00	256
257	08/01/2008	O	238.00	0.00	238.00	975.94	0.00	0.00	257
258	08/04/2008	P	0.00	120.83	-120.83	855.11	0.00	0.00	258
259	08/04/2008	P	0.00	23.08	-23.08	832.03	0.00	0.00	259

	Event Date	Event Type	Current Amount Due	NCP Paid	Unadjudicated Arrears		Adjudicated Arrears		
					Adjustment Amount	Running Balance	Adjustment Amount	Running Balance	
260	08/19/2008	P	0.00	97.48	-97.48	734.55	0.00	0.00	260
261	08/19/2008	P	0.00	2.93	-2.93	731.62	0.00	0.00	261
262	08/31/2008	M	0.00	0.00	0.00	731.62	0.00	0.00	262
263	09/01/2008	O	238.00	0.00	238.00	969.62	0.00	0.00	263
264	09/02/2008	P	0.00	120.83	-120.83	848.79	0.00	0.00	264
265	09/02/2008	P	0.00	23.08	-23.08	825.71	0.00	0.00	265
266	09/15/2008	P	0.00	97.48	-97.48	728.23	0.00	0.00	266
267	09/15/2008	P	0.00	2.93	-2.93	725.30	0.00	0.00	267
268	09/29/2008	P	0.00	15.29	-15.29	710.01	0.00	0.00	268
269	09/29/2008	P	0.00	2.92	-2.92	707.09	0.00	0.00	269
270	09/30/2008	M	0.00	0.00	0.00	707.09	0.00	0.00	270
271	10/01/2008	O	238.00	0.00	238.00	945.09	0.00	0.00	271
272	10/13/2008	P	0.00	120.83	-120.83	824.26	0.00	0.00	272
273	10/13/2008	P	0.00	23.08	-23.08	801.18	0.00	0.00	273
274	10/28/2008	P	0.00	97.48	-97.48	703.70	0.00	0.00	274
275	10/28/2008	P	0.00	2.93	-2.93	700.77	0.00	0.00	275
276	10/31/2008	M	0.00	0.00	0.00	700.77	0.00	0.00	276
277	11/01/2008	O	238.00	0.00	238.00	938.77	0.00	0.00	277
278	11/10/2008	P	0.00	120.83	-120.83	817.94	0.00	0.00	278
279	11/10/2008	P	0.00	23.08	-23.08	794.86	0.00	0.00	279
280	11/24/2008	P	0.00	97.48	-97.48	697.38	0.00	0.00	280
281	11/24/2008	P	0.00	2.93	-2.93	694.45	0.00	0.00	281
282	11/30/2008	M	0.00	0.00	0.00	694.45	0.00	0.00	282
283	12/01/2008	O	238.00	0.00	238.00	932.45	0.00	0.00	283
284	12/08/2008	P	0.00	120.83	-120.83	811.62	0.00	0.00	284
285	12/08/2008	P	0.00	23.08	-23.08	788.54	0.00	0.00	285
286	12/22/2008	P	0.00	97.48	-97.48	691.06	0.00	0.00	286
287	12/22/2008	P	0.00	2.93	-2.93	688.13	0.00	0.00	287
288	12/31/2008	M	0.00	0.00	0.00	688.13	0.00	0.00	288
289	01/01/2009	O	238.00	0.00	238.00	926.13	0.00	0.00	289
290	01/06/2009	P	0.00	120.83	-120.83	805.30	0.00	0.00	290
291	01/06/2009	P	0.00	23.08	-23.08	782.22	0.00	0.00	291
292	01/20/2009	P	0.00	97.48	-97.48	684.74	0.00	0.00	292
293	01/20/2009	P	0.00	2.93	-2.93	681.81	0.00	0.00	293

	Event Date	Event Type	Current Amount Due	NCP Paid	Unadjudicated Arrears		Adjudicated Arrears		
					Adjustment Amount	Running Balance	Adjustment Amount	Running Balance	
294	01/31/2009	M	0.00	0.00	0.00	681.81	0.00	0.00	294
295	02/01/2009	O	238.00	0.00	238.00	919.81	0.00	0.00	295
296	02/03/2009	P	0.00	120.83	-120.83	798.98	0.00	0.00	296
297	02/03/2009	P	0.00	23.08	-23.08	775.90	0.00	0.00	297
298	02/18/2009	P	0.00	97.48	-97.48	678.42	0.00	0.00	298
299	02/18/2009	P	0.00	2.93	-2.93	675.49	0.00	0.00	299
300	02/28/2009	M	0.00	0.00	0.00	675.49	0.00	0.00	300
301	03/01/2009	O	238.00	0.00	238.00	913.49	0.00	0.00	301
302	03/03/2009	P	0.00	120.83	-120.83	792.66	0.00	0.00	302
303	03/03/2009	P	0.00	23.08	-23.08	769.58	0.00	0.00	303
304	03/17/2009	P	0.00	97.48	-97.48	672.10	0.00	0.00	304
305	03/17/2009	P	0.00	2.93	-2.93	669.17	0.00	0.00	305
306	03/20/2009	P	0.00	669.17	-669.17	0.00	0.00	0.00	306
307	04/01/2009	O	238.00	0.00	238.00	238.00	0.00	0.00	307
308	04/14/2009	P	0.00	120.83	-120.83	117.17	0.00	0.00	308
309	04/14/2009	P	0.00	23.08	-23.08	94.09	0.00	0.00	309
310	04/27/2009	P	0.00	94.09	-94.09	0.00	0.00	0.00	310
311	05/01/2009	O	238.00	0.00	238.00	238.00	0.00	0.00	311
312	05/12/2009	P	0.00	120.83	-120.83	117.17	0.00	0.00	312
313	05/12/2009	P	0.00	23.08	-23.08	94.09	0.00	0.00	313
314	05/27/2009	P	0.00	94.09	-94.09	0.00	0.00	0.00	314
315	06/01/2009	O	238.00	0.00	238.00	238.00	0.00	0.00	315
316	06/09/2009	P	0.00	120.83	-120.83	117.17	0.00	0.00	316
317	06/09/2009	P	0.00	23.08	-23.08	94.09	0.00	0.00	317
318	06/23/2009	P	0.00	94.09	-94.09	0.00	0.00	0.00	318
319	07/01/2009	O	238.00	0.00	238.00	238.00	0.00	0.00	319
320	07/07/2009	P	0.00	120.83	-120.83	117.17	0.00	0.00	320
321	07/07/2009	P	0.00	23.08	-23.08	94.09	0.00	0.00	321
322	07/21/2009	P	0.00	111.95	-111.95	0.00	0.00	0.00	322
323	07/21/2009	P	0.00	15.42	0.00	0.00	0.00	0.00	323
324	07/27/2009	P	0.00	80.69	0.00	0.00	0.00	0.00	324
325	07/27/2009	P	0.00	15.42	0.00	0.00	0.00	0.00	325
326	08/01/2009	O	238.00	0.00	238.00	238.00	0.00	0.00	326
327	08/10/2009	P	0.00	23.08	-23.08	214.92	0.00	0.00	327

Event Date	Event Type	Current Amount Due	NCP Paid	Unadjudicated Arrears		Adjudicated Arrears	
				Adjustment Amount	Running Balance	Adjustment Amount	Running Balance
08/10/2009	P	0.00	120.83	-120.83	94.09	0.00	0.00
08/24/2009	P	0.00	111.95	-94.09	0.00	0.00	0.00
08/24/2009	P	0.00	15.42	0.00	0.00	0.00	0.00
09/01/2009	O	238.00	0.00	238.00	238.00	0.00	0.00
09/08/2009	P	0.00	120.83	-120.83	117.17	0.00	0.00
09/08/2009	P	0.00	23.08	-23.08	94.09	0.00	0.00
09/21/2009	P	0.00	23.08	-23.08	71.01	0.00	0.00
09/21/2009	P	0.00	104.28	-76.22	-5.21	0.00	0.00
10/01/2009	O	238.00	0.00	238.00	232.79	0.00	0.00
10/05/2009	P	0.00	120.83	-120.83	111.96	0.00	0.00
10/05/2009	P	0.00	23.08	-23.08	88.88	0.00	0.00
10/19/2009	P	0.00	23.08	-23.08	65.80	0.00	0.00
10/19/2009	P	0.00	104.28	-104.28	-38.48	0.00	0.00
11/01/2009	O	238.00	0.00	238.00	199.52	0.00	0.00
11/02/2009	P	0.00	120.83	-120.83	78.69	0.00	0.00
11/02/2009	P	0.00	23.08	-23.08	55.61	0.00	0.00
11/16/2009	P	0.00	111.95	-111.95	-56.34	0.00	0.00
11/16/2009	P	0.00	15.42	-15.42	-71.76	0.00	0.00
11/30/2009	P	0.00	50.66	-50.66	-122.42	0.00	0.00
11/30/2009	P	0.00	0.11	-0.11	-122.53	0.00	0.00
12/01/2009	O	238.00	0.00	238.00	115.47	0.00	0.00
12/14/2009	P	0.00	23.08	-23.08	92.39	0.00	0.00
12/14/2009	P	0.00	120.83	-120.83	-28.44	0.00	0.00
12/28/2009	P	0.00	109.85	-109.85	-138.29	0.00	0.00
01/01/2010	O	238.00	0.00	238.00	99.71	0.00	0.00
01/11/2010	P	0.00	109.85	-109.85	-10.14	0.00	0.00
01/25/2010	P	0.00	109.85	-109.85	-119.99	0.00	0.00
02/01/2010	O	238.00	0.00	238.00	118.01	0.00	0.00
02/08/2010	P	0.00	109.85	-109.85	8.16	0.00	0.00
02/22/2010	P	0.00	109.85	-109.85	-101.69	0.00	0.00
03/01/2010	O	238.00	0.00	238.00	136.31	0.00	0.00
03/08/2010	P	0.00	109.85	-109.85	26.46	0.00	0.00
03/22/2010	P	0.00	109.85	-109.85	-83.39	0.00	0.00
04/01/2010	O	238.00	0.00	238.00	154.61	0.00	0.00

	Event Date	Event Type	Current Amount Due	NCP Paid	Unadjudicated Arrears		Adjudicated Arrears		
					Adjustment Amount	Running Balance	Adjustment Amount	Running Balance	
362	04/05/2010	P	0.00	109.85	-109.85	44.76	0.00	0.00	362
363	04/19/2010	P	0.00	109.85	-109.85	-65.09	0.00	0.00	363
364	05/01/2010	O	238.00	0.00	238.00	172.91	0.00	0.00	364
365	05/03/2010	P	0.00	109.85	-109.85	63.06	0.00	0.00	365
366	05/14/2010	P	0.00	109.85	-109.85	-46.79	0.00	0.00	366
367	05/28/2010	P	0.00	109.85	-109.85	-156.64	0.00	0.00	367
368	06/01/2010	O	238.00	0.00	238.00	81.36	0.00	0.00	368
369	06/14/2010	P	0.00	109.85	-109.85	-28.49	0.00	0.00	369
370	06/28/2010	P	0.00	109.85	-109.85	-138.34	0.00	0.00	370
371	07/01/2010	O	238.00	0.00	238.00	99.66	0.00	0.00	371
372	07/12/2010	P	0.00	109.85	-109.85	-10.19	0.00	0.00	372
373	07/26/2010	P	0.00	109.85	-109.85	-120.04	0.00	0.00	373
374	08/01/2010	O	238.00	0.00	238.00	117.96	0.00	0.00	374
375	08/09/2010	P	0.00	109.85	-109.85	8.11	0.00	0.00	375
376	08/20/2010	P	0.00	109.85	-109.85	-101.74	0.00	0.00	376
377	09/01/2010	O	238.00	0.00	238.00	136.26	0.00	0.00	377
378	09/03/2010	P	0.00	109.85	-109.85	26.41	0.00	0.00	378
379	09/20/2010	P	0.00	109.85	-109.85	-83.44	0.00	0.00	379
380	10/01/2010	O	238.00	0.00	238.00	154.56	0.00	0.00	380
381	10/04/2010	P	0.00	109.85	-109.85	44.71	0.00	0.00	381
382	10/15/2010	P	0.00	109.85	-109.85	-65.14	0.00	0.00	382
383	11/01/2010	O	238.00	0.00	238.00	172.86	0.00	0.00	383
384	11/01/2010	P	0.00	109.85	-109.85	63.01	0.00	0.00	384
385	11/12/2010	P	0.00	109.85	-109.85	-46.84	0.00	0.00	385
386	11/29/2010	P	0.00	109.85	-109.85	-156.69	0.00	0.00	386
387	12/01/2010	O	238.00	0.00	238.00	81.31	0.00	0.00	387
388	12/10/2010	P	0.00	109.85	-109.85	-28.54	0.00	0.00	388
389	12/27/2010	P	0.00	109.85	-109.85	-138.39	0.00	0.00	389
390	01/01/2011	O	238.00	0.00	238.00	99.61	0.00	0.00	390
391	01/10/2011	P	0.00	109.85	-109.85	-10.24	0.00	0.00	391
392	01/24/2011	P	0.00	109.85	-109.85	-120.09	0.00	0.00	392
393	02/01/2011	O	238.00	0.00	238.00	117.91	0.00	0.00	393
394	02/07/2011	P	0.00	109.85	-109.85	8.06	0.00	0.00	394
395	02/22/2011	P	0.00	109.85	-109.85	-101.79	0.00	0.00	395

	Event Date	Event Type	Current Amount Due	NCP Paid	Unadjudicated Arrears		Adjudicated Arrears		
					Adjustment Amount	Running Balance	Adjustment Amount	Running Balance	
396	03/01/2011	O	238.00	0.00	238.00	136.21	0.00	0.00	396
397	03/07/2011	P	0.00	109.85	-109.85	26.36	0.00	0.00	397
398	03/21/2011	P	0.00	109.85	-109.85	-83.49	0.00	0.00	398
399	04/03/2011	O	238.00	0.00	238.00	154.51	0.00	0.00	399
400	04/04/2011	P	0.00	109.85	-109.85	44.66	0.00	0.00	400
401	04/18/2011	P	0.00	109.85	-109.85	-65.19	0.00	0.00	401
402	05/01/2011	O	238.00	0.00	238.00	172.81	0.00	0.00	402
403	05/02/2011	P	0.00	109.85	-109.85	62.96	0.00	0.00	403
404	05/16/2011	P	0.00	109.85	-109.85	-46.89	0.00	0.00	404
405	05/31/2011	P	0.00	109.85	-109.85	-156.74	0.00	0.00	405
406	06/01/2011	O	238.00	0.00	238.00	81.26	0.00	0.00	406
407	06/13/2011	P	0.00	109.85	-109.85	-28.59	0.00	0.00	407
408	06/27/2011	P	0.00	109.85	-109.85	-138.44	0.00	0.00	408
409	07/01/2011	O	238.00	0.00	238.00	99.56	0.00	0.00	409
410	07/11/2011	P	0.00	109.85	-109.85	-10.29	0.00	0.00	410
411	07/25/2011	P	0.00	109.85	-109.85	-120.14	0.00	0.00	411
412	08/01/2011	O	238.00	0.00	238.00	117.86	0.00	0.00	412
413	08/08/2011	P	0.00	109.85	-109.85	8.01	0.00	0.00	413
414	08/22/2011	P	0.00	109.85	-109.85	-101.84	0.00	0.00	414
415	09/01/2011	O	238.00	0.00	238.00	136.16	0.00	0.00	415
416	09/06/2011	P	0.00	109.85	-109.85	26.31	0.00	0.00	416
417	09/19/2011	P	0.00	109.85	-109.85	-83.54	0.00	0.00	417
418	10/01/2011	O	238.00	0.00	238.00	154.46	0.00	0.00	418
419	10/03/2011	P	0.00	109.85	-109.85	44.61	0.00	0.00	419
420	10/17/2011	P	0.00	109.85	-109.85	-65.24	0.00	0.00	420
421	10/31/2011	P	0.00	109.85	-109.85	-175.09	0.00	0.00	421
422	11/01/2011	O	238.00	0.00	238.00	62.91	0.00	0.00	422
423	11/14/2011	P	0.00	109.85	-109.85	-46.94	0.00	0.00	423
424	11/28/2011	P	0.00	109.85	-109.85	-156.79	0.00	0.00	424
425	12/01/2011	O	238.00	0.00	238.00	81.21	0.00	0.00	425
426	12/12/2011	P	0.00	109.85	-109.85	-28.64	0.00	0.00	426
427	12/27/2011	P	0.00	109.85	-109.85	-138.49	0.00	0.00	427
428	01/01/2012	O	238.00	0.00	238.00	99.51	0.00	0.00	428
429	01/09/2012	P	0.00	109.85	-109.85	-10.34	0.00	0.00	429

	Event Date	Event Type	Current Amount Due	NCP Paid	Unadjudicated Arrears		Adjudicated Arrears		
					Adjustment Amount	Running Balance	Adjustment Amount	Running Balance	
430	01/23/2012	P	0.00	109.85	-109.85	-120.19	0.00	0.00	430
431	02/01/2012	O	238.00	0.00	238.00	117.81	0.00	0.00	431
432	02/03/2012	P	0.00	109.85	-109.85	7.96	0.00	0.00	432
433	02/17/2012	P	0.00	109.85	-109.85	-101.89	0.00	0.00	433
434	03/01/2012	O	238.00	0.00	238.00	136.11	0.00	0.00	434
435	03/05/2012	P	0.00	109.85	-109.85	26.26	0.00	0.00	435
436	03/19/2012	P	0.00	109.85	-109.85	-83.59	0.00	0.00	436
437	04/01/2012	O	238.00	0.00	238.00	154.41	0.00	0.00	437
438	04/02/2012	P	0.00	109.85	-109.85	44.56	0.00	0.00	438
439	04/16/2012	P	0.00	109.85	-109.85	-65.29	0.00	0.00	439
440	04/27/2012	P	0.00	109.85	-109.85	-175.14	0.00	0.00	440
441	05/01/2012	O	238.00	0.00	238.00	62.86	0.00	0.00	441
442	05/11/2012	P	0.00	109.85	-109.85	-46.99	0.00	0.00	442
443	05/29/2012	P	0.00	109.85	-109.85	-156.84	0.00	0.00	443
444	06/01/2012	O	238.00	0.00	238.00	81.16	0.00	0.00	444
445	06/11/2012	P	0.00	109.85	-109.85	-28.69	0.00	0.00	445
446	06/22/2012	P	0.00	109.85	-109.85	-138.54	0.00	0.00	446
447	07/01/2012	O	238.00	0.00	238.00	99.46	0.00	0.00	447
448	07/09/2012	P	0.00	109.85	-109.85	-10.39	0.00	0.00	448
449	07/23/2012	P	0.00	109.85	-109.85	-120.24	0.00	0.00	449
450	08/01/2012	O	238.00	0.00	238.00	117.76	0.00	0.00	450
451	08/06/2012	P	0.00	109.85	-109.85	7.91	0.00	0.00	451
452	08/20/2012	P	0.00	109.85	-109.85	-101.94	0.00	0.00	452
453	09/01/2012	O	238.00	0.00	238.00	136.06	0.00	0.00	453
454	09/04/2012	P	0.00	109.85	-109.85	26.21	0.00	0.00	454
455	09/14/2012	P	0.00	109.85	-109.85	-83.64	0.00	0.00	455
456	10/01/2012	O	238.00	0.00	238.00	154.36	0.00	0.00	456
457	10/01/2012	P	0.00	109.85	-109.85	44.51	0.00	0.00	457
458	10/12/2012	P	0.00	109.85	-109.85	-65.34	0.00	0.00	458
459	10/29/2012	P	0.00	109.85	-109.85	-175.19	0.00	0.00	459
460	11/01/2012	O	238.00	0.00	238.00	62.81	0.00	0.00	460
461	11/09/2012	P	0.00	109.85	-109.85	-47.04	0.00	0.00	461
462	11/26/2012	P	0.00	109.85	-109.85	-156.89	0.00	0.00	462
463	12/01/2012	O	238.00	0.00	238.00	81.11	0.00	0.00	463

	Event Date	Event Type	Current Amount Due	NCP Paid	Unadjudicated Arrears		Adjudicated Arrears		
					Adjustment Amount	Running Balance	Adjustment Amount	Running Balance	
464	12/10/2012	P	0.00	109.85	-109.85	-28.74	0.00	0.00	464
465	12/24/2012	P	0.00	109.85	-109.85	-138.59	0.00	0.00	465
466	01/01/2013	O	238.00	0.00	238.00	99.41	0.00	0.00	466
467	01/07/2013	P	0.00	109.85	-109.85	-10.44	0.00	0.00	467
468	01/22/2013	P	0.00	109.85	-109.85	-120.29	0.00	0.00	468
469	02/01/2013	O	238.00	0.00	238.00	117.71	0.00	0.00	469
470	02/04/2013	P	0.00	109.85	-109.85	7.86	0.00	0.00	470
471	02/15/2013	P	0.00	109.85	-109.85	-101.99	0.00	0.00	471
472	03/01/2013	O	238.00	0.00	238.00	136.01	0.00	0.00	472
473	03/01/2013	P	0.00	109.85	-109.85	26.16	0.00	0.00	473
474	03/18/2013	P	0.00	109.85	-109.85	-83.69	0.00	0.00	474
475	04/01/2013	O	238.00	0.00	238.00	154.31	0.00	0.00	475
476	04/01/2013	P	0.00	109.85	-109.85	44.46	0.00	0.00	476
477	04/15/2013	P	0.00	109.85	-109.85	-65.39	0.00	0.00	477
478	04/29/2013	P	0.00	109.85	-109.85	-175.24	0.00	0.00	478
479	05/01/2013	O	238.00	0.00	238.00	62.76	0.00	0.00	479
480	05/13/2013	P	0.00	109.85	-109.85	-47.09	0.00	0.00	480
481	05/28/2013	P	0.00	109.85	-109.85	-156.94	0.00	0.00	481
482	06/01/2013	O	238.00	0.00	238.00	81.06	0.00	0.00	482
483	06/10/2013	P	0.00	109.85	-109.85	-28.79	0.00	0.00	483
484	06/24/2013	P	0.00	109.85	-109.85	-138.64	0.00	0.00	484
485	07/01/2013	O	238.00	0.00	238.00	99.36	0.00	0.00	485
486	07/05/2013	P	0.00	109.85	-109.85	-10.49	0.00	0.00	486
487	07/22/2013	P	0.00	109.85	-109.85	-120.34	0.00	0.00	487
488	08/01/2013	O	238.00	0.00	238.00	117.66	0.00	0.00	488
489	08/05/2013	P	0.00	109.85	-109.85	7.81	0.00	0.00	489
490	08/19/2013	P	0.00	109.85	-109.85	-102.04	0.00	0.00	490
491	09/01/2013	O	238.00	0.00	238.00	135.96	0.00	0.00	491
492	09/03/2013	P	0.00	109.85	-109.85	26.11	0.00	0.00	492
493	09/16/2013	P	0.00	109.85	-109.85	-83.74	0.00	0.00	493
494	09/30/2013	P	0.00	109.85	-109.85	-193.59	0.00	0.00	494
495	10/01/2013	O	238.00	0.00	238.00	44.41	0.00	0.00	495
496	10/14/2013	P	0.00	109.85	-109.85	-65.44	0.00	0.00	496
497	10/28/2013	P	0.00	109.85	-109.85	-175.29	0.00	0.00	497

	Event Date	Event Type	Current Amount Due	NCP Paid	Unadjudicated Arrears		Adjudicated Arrears		
					Adjustment Amount	Running Balance	Adjustment Amount	Running Balance	
498	11/01/2013	O	238.00	0.00	238.00	62.71	0.00	0.00	498
499	11/12/2013	P	0.00	109.85	-109.85	-47.14	0.00	0.00	499
500	11/25/2013	P	0.00	109.85	-109.85	-156.99	0.00	0.00	500
501	12/01/2013	O	238.00	0.00	238.00	81.01	0.00	0.00	501
502	12/09/2013	P	0.00	109.85	-109.85	-28.84	0.00	0.00	502
503	12/23/2013	P	0.00	109.85	-109.85	-138.69	0.00	0.00	503
504	01/01/2014	O	238.00	0.00	238.00	99.31	0.00	0.00	504
505	01/06/2014	P	0.00	109.85	-109.85	-10.54	0.00	0.00	505
506	01/21/2014	P	0.00	109.85	-109.85	-120.39	0.00	0.00	506
507	02/01/2014	O	238.00	0.00	238.00	117.61	0.00	0.00	507
508	02/03/2014	P	0.00	109.85	-109.85	7.76	0.00	0.00	508
509	02/18/2014	P	0.00	109.85	-109.85	-102.09	0.00	0.00	509
510	03/01/2014	O	238.00	0.00	238.00	135.91	0.00	0.00	510
511	03/03/2014	P	0.00	109.85	-109.85	26.06	0.00	0.00	511
512	03/17/2014	P	0.00	109.85	-109.85	-83.79	0.00	0.00	512
513	03/28/2014	P	0.00	109.85	-109.85	-193.64	0.00	0.00	513
514	04/01/2014	O	238.00	0.00	238.00	44.36	0.00	0.00	514
515	04/11/2014	P	0.00	109.85	-109.85	-65.49	0.00	0.00	515
516	04/28/2014	P	0.00	109.85	-109.85	-175.34	0.00	0.00	516
517	05/01/2014	O	238.00	0.00	238.00	62.66	0.00	0.00	517
518	05/12/2014	P	0.00	109.85	-109.85	-47.19	0.00	0.00	518
519	05/29/2014	P	0.00	109.85	-109.85	-157.04	0.00	0.00	519
520	06/01/2014	O	238.00	0.00	238.00	80.96	0.00	0.00	520
521	06/10/2014	P	0.00	109.85	-109.85	-28.89	0.00	0.00	521
522	06/23/2014	P	0.00	109.85	-109.85	-138.74	0.00	0.00	522
523	07/01/2014	O	238.00	0.00	238.00	99.26	0.00	0.00	523
524	07/09/2014	P	0.00	109.85	-109.85	-10.59	0.00	0.00	524
525	07/22/2014	P	0.00	109.85	-109.85	-120.44	0.00	0.00	525
526	08/01/2014	O	238.00	0.00	238.00	117.56	0.00	0.00	526
527	08/05/2014	P	0.00	109.85	-109.85	7.71	0.00	0.00	527
528	08/18/2014	P	0.00	109.85	-109.85	-102.14	0.00	0.00	528
529	09/01/2014	O	238.00	0.00	238.00	135.86	0.00	0.00	529
530	09/03/2014	P	0.00	109.85	-109.85	26.01	0.00	0.00	530
531	09/15/2014	P	0.00	109.85	-109.85	-83.84	0.00	0.00	531

	Event Date	Event Type	Current Amount Due	NCP Paid	Unadjudicated Arrears		Adjudicated Arrears		
					Adjustment Amount	Running Balance	Adjustment Amount	Running Balance	
532	09/30/2014	P	0.00	109.85	-109.85	-193.69	0.00	0.00	532
533	10/01/2014	O	238.00	0.00	238.00	44.31	0.00	0.00	533
534	10/15/2014	P	0.00	109.85	-109.85	-65.54	0.00	0.00	534
535	10/28/2014	P	0.00	109.85	-109.85	-175.39	0.00	0.00	535
536	11/01/2014	O	238.00	0.00	238.00	62.61	0.00	0.00	536
537	11/12/2014	P	0.00	109.85	-109.85	-47.24	0.00	0.00	537
538	11/26/2014	P	0.00	109.85	-109.85	-157.09	0.00	0.00	538
539	12/01/2014	O	238.00	0.00	238.00	80.91	0.00	0.00	539
540	12/09/2014	P	0.00	109.85	-109.85	-28.94	0.00	0.00	540
541	12/24/2014	P	0.00	109.85	-109.85	-138.79	0.00	0.00	541
542	01/01/2015	O	238.00	0.00	238.00	99.21	0.00	0.00	542
543	01/06/2015	P	0.00	109.85	-109.85	-10.64	0.00	0.00	543
544	01/21/2015	P	0.00	109.85	-109.85	-120.49	0.00	0.00	544
545	02/01/2015	O	238.00	0.00	238.00	117.51	0.00	0.00	545
546	02/03/2015	P	0.00	109.85	-109.85	7.66	0.00	0.00	546
547	02/17/2015	P	0.00	109.85	-109.85	-102.19	0.00	0.00	547
548	03/01/2015	O	238.00	0.00	238.00	135.81	0.00	0.00	548
549	03/02/2015	P	0.00	109.85	-109.85	25.96	0.00	0.00	549
550	03/16/2015	P	0.00	109.85	-109.85	-83.89	0.00	0.00	550
551	03/30/2015	P	0.00	109.85	-109.85	-193.74	0.00	0.00	551
552	04/01/2015	O	238.00	0.00	238.00	44.26	0.00	0.00	552
553	04/13/2015	P	0.00	109.85	-109.85	-65.59	0.00	0.00	553
554	04/21/2015	P	0.00	140.00	-140.00	-205.59	0.00	0.00	554
555	05/01/2015	O	238.00	0.00	238.00	32.41	0.00	0.00	555
556	05/26/2015	P	0.00	109.85	-109.85	-77.44	0.00	0.00	556
557	06/01/2015	O	238.00	0.00	238.00	160.56	0.00	0.00	557
558	06/08/2015	P	0.00	109.85	-109.85	50.71	0.00	0.00	558
559	06/22/2015	P	0.00	109.85	-109.85	-59.14	0.00	0.00	559
560	07/01/2015	O	238.00	0.00	238.00	178.86	0.00	0.00	560
561	07/06/2015	P	0.00	109.85	-109.85	69.01	0.00	0.00	561
562	07/20/2015	P	0.00	109.85	-109.85	-40.84	0.00	0.00	562
563	08/01/2015	O	238.00	0.00	238.00	197.16	0.00	0.00	563
564	08/03/2015	P	0.00	109.85	-109.85	87.31	0.00	0.00	564
565	08/17/2015	P	0.00	109.85	-109.85	-22.54	0.00	0.00	565

	Event Date	Event Type	Current Amount Due	NCP Paid	Unadjudicated Arrears		Adjudicated Arrears		
					Adjustment Amount	Running Balance	Adjustment Amount	Running Balance	
566	09/01/2015	O	238.00	0.00	238.00	215.46	0.00	0.00	566
567	09/01/2015	P	0.00	109.85	-109.85	105.61	0.00	0.00	567
568	09/14/2015	P	0.00	109.85	-109.85	-4.24	0.00	0.00	568
569	09/28/2015	P	0.00	109.85	-109.85	-114.09	0.00	0.00	569
570	10/01/2015	O	238.00	0.00	238.00	123.91	0.00	0.00	570
571	10/14/2015	P	0.00	109.85	-109.85	14.06	0.00	0.00	571
572	10/26/2015	P	0.00	109.85	-109.85	-95.79	0.00	0.00	572
573	11/01/2015	O	238.00	0.00	238.00	142.21	0.00	0.00	573
574	11/09/2015	P	0.00	109.85	-109.85	32.36	0.00	0.00	574
575	11/23/2015	P	0.00	109.85	-109.85	-77.49	0.00	0.00	575
576	12/01/2015	O	238.00	0.00	238.00	160.51	0.00	0.00	576
577	12/07/2015	P	0.00	109.85	-109.85	50.66	0.00	0.00	577
578	12/21/2015	P	0.00	109.85	-109.85	-59.19	0.00	0.00	578
579	01/01/2016	O	238.00	0.00	238.00	178.81	0.00	0.00	579
580	01/01/2016	P	0.00	109.85	-109.85	68.96	0.00	0.00	580
581	01/18/2016	P	0.00	109.85	-109.85	-40.89	0.00	0.00	581
582	02/01/2016	O	238.00	0.00	238.00	197.11	0.00	0.00	582
583	02/01/2016	P	0.00	109.85	-109.85	87.26	0.00	0.00	583
584	02/15/2016	P	0.00	109.85	-109.85	-22.59	0.00	0.00	584
585	02/29/2016	P	0.00	109.85	-109.85	-132.44	0.00	0.00	585
586	03/01/2016	O	238.00	0.00	238.00	105.56	0.00	0.00	586
587	03/14/2016	P	0.00	109.85	-109.85	-4.29	0.00	0.00	587
588	03/28/2016	P	0.00	109.85	-109.85	-114.14	0.00	0.00	588
589	04/01/2016	O	238.00	0.00	238.00	123.86	0.00	0.00	589
590	04/11/2016	P	0.00	109.85	-109.85	14.01	0.00	0.00	590
591	04/25/2016	P	0.00	109.85	-109.85	-95.84	0.00	0.00	591
592	05/01/2016	O	238.00	0.00	238.00	142.16	0.00	0.00	592
593	05/09/2016	P	0.00	109.85	-109.85	32.31	0.00	0.00	593
594	05/23/2016	P	0.00	109.85	-109.85	-77.54	0.00	0.00	594
595	06/01/2016	O	238.00	0.00	238.00	160.46	0.00	0.00	595
596	06/06/2016	P	0.00	109.85	-109.85	50.61	0.00	0.00	596
597	06/20/2016	P	0.00	109.85	-109.85	-59.24	0.00	0.00	597
598	07/01/2016	O	238.00	0.00	238.00	178.76	0.00	0.00	598
599	07/05/2016	P	0.00	109.85	-109.85	68.91	0.00	0.00	599

	Event Date	Event Type	Current Amount Due	NCP Paid	Unadjudicated Arrears		Adjudicated Arrears		
					Adjustment Amount	Running Balance	Adjustment Amount	Running Balance	
600	07/18/2016	P	0.00	109.85	-109.85	-40.94	0.00	0.00	600
601	08/01/2016	O	238.00	0.00	238.00	197.06	0.00	0.00	601
602	08/01/2016	P	0.00	109.85	-109.85	87.21	0.00	0.00	602
603	08/15/2016	P	0.00	109.85	-109.85	-22.64	0.00	0.00	603
604	08/29/2016	P	0.00	109.85	-109.85	-132.49	0.00	0.00	604
605	09/01/2016	O	238.00	0.00	238.00	105.51	0.00	0.00	605
606	09/12/2016	P	0.00	109.85	-109.85	-4.34	0.00	0.00	606
607	09/26/2016	P	0.00	109.85	-109.85	-114.19	0.00	0.00	607
608	10/01/2016	O	238.00	0.00	238.00	123.81	0.00	0.00	608
609	10/10/2016	P	0.00	109.85	-109.85	13.96	0.00	0.00	609
610	10/24/2016	P	0.00	109.85	-109.85	-95.89	0.00	0.00	610
611	11/01/2016	O	238.00	0.00	238.00	142.11	0.00	0.00	611
612	11/07/2016	P	0.00	109.85	-109.85	32.26	0.00	0.00	612
613	11/21/2016	P	0.00	109.85	-109.85	-77.59	0.00	0.00	613
614	12/01/2016	O	238.00	0.00	238.00	160.41	0.00	0.00	614
615	12/05/2016	P	0.00	109.85	-109.85	50.56	0.00	0.00	615
616	12/19/2016	P	0.00	109.85	-109.85	-59.29	0.00	0.00	616
617	01/01/2017	O	238.00	0.00	238.00	178.71	0.00	0.00	617
618	01/03/2017	P	0.00	109.85	-109.85	68.86	0.00	0.00	618
619	01/17/2017	P	0.00	109.85	-109.85	-40.99	0.00	0.00	619
620	01/30/2017	P	0.00	109.85	-109.85	-150.84	0.00	0.00	620
621	02/01/2017	O	238.00	0.00	238.00	87.16	0.00	0.00	621
622	02/13/2017	P	0.00	109.85	-109.85	-22.69	0.00	0.00	622
623	02/27/2017	P	0.00	109.85	-109.85	-132.54	0.00	0.00	623
624	03/01/2017	O	238.00	0.00	238.00	105.46	0.00	0.00	624
625	03/13/2017	P	0.00	109.85	-109.85	-4.39	0.00	0.00	625
626	03/27/2017	P	0.00	109.85	-109.85	-114.24	0.00	0.00	626
627	04/01/2017	O	238.00	0.00	238.00	123.76	0.00	0.00	627
628	04/10/2017	P	0.00	109.85	-109.85	13.91	0.00	0.00	628
629	04/24/2017	P	0.00	109.85	-109.85	-95.94	0.00	0.00	629
630	05/01/2017	O	238.00	0.00	238.00	142.06	0.00	0.00	630
631	05/08/2017	P	0.00	109.85	-109.85	32.21	0.00	0.00	631
632	05/22/2017	P	0.00	109.85	-109.85	-77.64	0.00	0.00	632
633	06/01/2017	O	238.00	0.00	238.00	160.36	0.00	0.00	633

Event Date	Event Type	Current Amount Due	NCP Paid	Unadjudicated Arrears		Adjudicated Arrears	
				Adjustment Amount	Running Balance	Adjustment Amount	Running Balance
634	06/05/2017	0.00	109.85	-109.85	50.51	0.00	0.00
635	06/30/2017	0.00	0.00	0.00	50.51	0.00	0.00
636	07/01/2017	238.00	0.00	238.00	288.51	0.00	0.00
637	07/19/2017	0.00	120.00	-120.00	168.51	0.00	0.00
638	07/24/2017	0.00	120.00	-120.00	48.51	0.00	0.00
639	07/31/2017	0.00	0.00	0.00	48.51	0.00	0.00
640	08/01/2017	238.00	0.00	238.00	286.51	0.00	0.00
641	08/25/2017	0.00	240.00	-240.00	46.51	0.00	0.00
642	08/31/2017	0.00	0.00	0.00	46.51	0.00	0.00
643	09/01/2017	238.00	0.00	238.00	284.51	0.00	0.00
644	09/30/2017	0.00	0.00	0.00	284.51	0.00	0.00
645	10/01/2017	238.00	0.00	238.00	522.51	0.00	0.00
646	10/31/2017	0.00	0.00	0.00	522.51	0.00	0.00
647	11/01/2017	238.00	0.00	238.00	760.51	0.00	0.00
648	11/30/2017	0.00	0.00	0.00	760.51	0.00	0.00
649	12/01/2017	238.00	0.00	238.00	998.51	0.00	0.00
650	12/31/2017	0.00	0.00	0.00	998.51	0.00	0.00
651	01/01/2018	238.00	0.00	238.00	1236.51	0.00	0.00
652	01/31/2018	0.00	0.00	0.00	1236.51	0.00	0.00
653	02/01/2018	238.00	0.00	238.00	1474.51	0.00	0.00
654	02/09/2018	0.00	1031.00	-1031.00	443.51	0.00	0.00
655	02/28/2018	0.00	0.00	0.00	443.51	0.00	0.00
656	03/01/2018	238.00	0.00	238.00	681.51	0.00	0.00
657	03/31/2018	0.00	0.00	0.00	681.51	0.00	0.00
658	04/01/2018	238.00	0.00	238.00	919.51	0.00	0.00
659	04/30/2018	0.00	0.00	0.00	919.51	0.00	0.00
660	05/01/2018	238.00	0.00	238.00	1157.51	0.00	0.00
661	05/31/2018	0.00	0.00	0.00	1157.51	0.00	0.00
662	06/01/2018	238.00	0.00	238.00	1395.51	0.00	0.00
663	06/30/2018	0.00	0.00	0.00	1395.51	0.00	0.00
Totals:		\$42126.00	\$40921.22	\$0.00	\$1395.51	\$0.00	\$0.00

Total Unadjudicated: \$1395.51

Total Adjudicated: \$0.00
Total Arrears: \$1395.51

COPY

Custodian Financial Audit (part 2 of 2)

Run Date: 07/03/2018

Run Time: 01:51 PM

NCP Name: Clark, Frederick
CST Name: Smith, Nicole

Case ID: 879772000B
Docket#: 18-UR-0016

Office: 03

Prepared By: JLABARBE
Last Updated By: JLABARBE

Prepared By Date: 07/03/2018
Last Updated By Date: 07/03/2018

Provision Type: Child Support

Event Date	Event Type	Current Amount Due	NCP Paid	Unadjudicated Interest (On UA)		Unadjudicated Interest (On AA)		Adjudicated Interest		Unadjudicated Penalty		Adjudicated Penalty	
				Adjust Amount	Running Balance	Adjust Amount	Running Balance	Adjust Amount	Running Balance	Adjust Amount	Running Balance	Adjust Amount	Running Balance
1	10/01/2003	J	0.00	0.00	0.00	0.00	0.00	0.00	0.00	0.00	0.00	0.00	0.00
2	10/01/2003	O	238.00	0.00	0.00	0.00	0.00	0.00	0.00	0.00	0.00	0.00	0.00
3	10/01/2003	P	0.00	238.00	0.00	0.00	0.00	0.00	0.00	0.00	0.00	0.00	0.00
4	11/01/2003	O	238.00	0.00	0.00	0.00	0.00	0.00	0.00	0.00	0.00	0.00	0.00
5	11/01/2003	P	0.00	238.00	0.00	0.00	0.00	0.00	0.00	0.00	0.00	0.00	0.00
6	12/01/2003	O	238.00	0.00	0.00	0.00	0.00	0.00	0.00	0.00	0.00	0.00	0.00
7	12/01/2003	P	0.00	238.00	0.00	0.00	0.00	0.00	0.00	0.00	0.00	0.00	0.00
8	01/01/2004	O	238.00	0.00	0.00	0.00	0.00	0.00	0.00	0.00	0.00	0.00	0.00
9	01/01/2004	P	0.00	200.00	0.00	0.00	0.00	0.00	0.00	0.00	0.00	0.00	0.00
10	02/01/2004	O	238.00	0.00	0.00	0.00	0.00	0.00	0.00	0.00	0.00	0.00	0.00
11	02/01/2004	P	0.00	200.00	0.00	0.00	0.00	0.00	0.00	0.00	0.00	0.00	0.00
12	03/01/2004	O	238.00	0.00	0.00	0.00	0.00	0.00	0.00	0.00	0.00	0.00	0.00
13	03/01/2004	P	0.00	200.00	0.00	0.00	0.00	0.00	0.00	0.00	0.00	0.00	0.00
14	04/01/2004	O	238.00	0.00	0.00	0.00	0.00	0.00	0.00	0.00	0.00	0.00	0.00
15	05/01/2004	O	238.00	0.00	0.00	0.00	0.00	0.00	0.00	0.00	0.00	0.00	0.00
16	05/01/2004	P	0.00	150.00	0.00	0.00	0.00	0.00	0.00	0.00	0.00	0.00	0.00
17	06/01/2004	O	238.00	0.00	0.00	0.00	0.00	0.00	0.00	0.00	0.00	0.00	0.00
18	06/01/2004	P	0.00	150.00	0.00	0.00	0.00	0.00	0.00	0.00	0.00	0.00	0.00
19	07/01/2004	O	238.00	0.00	0.00	0.00	0.00	0.00	0.00	0.00	0.00	0.00	0.00
20	07/01/2004	P	0.00	150.00	0.00	0.00	0.00	0.00	0.00	0.00	0.00	0.00	0.00

Event Date	Event Type	Current Amount Due	NCP Paid	Unadjudicated Interest (On UA)		Unadjudicated Interest (On AA)		Adjudicated Interest		Unadjudicated Penalty		Adjudicated Penalty	
				Adjust Amount	Running Balance	Adjust Amount	Running Balance	Adjust Amount	Running Balance	Adjust Amount	Running Balance	Adjust Amount	Running Balance
21 07/31/2004	M	0.00	0.00	3.21	3.21	0.00	0.00	0.00	0.00	0.00	0.00	0.00	0.00
22 08/01/2004	O	238.00	0.00	0.00	3.21	0.00	0.00	0.00	0.00	0.00	0.00	0.00	0.00
23 08/01/2004	P	0.00	160.00	0.00	3.21	0.00	0.00	0.00	0.00	0.00	0.00	0.00	0.00
24 08/31/2004	M	0.00	0.00	3.61	6.82	0.00	0.00	0.00	0.00	0.00	0.00	0.00	0.00
25 09/01/2004	O	238.00	0.00	0.00	6.82	0.00	0.00	0.00	0.00	0.00	0.00	0.00	0.00
26 09/01/2004	P	0.00	100.00	0.00	6.82	0.00	0.00	0.00	0.00	0.00	0.00	0.00	0.00
27 09/30/2004	M	0.00	0.00	4.33	11.15	0.00	0.00	0.00	0.00	0.00	0.00	0.00	0.00
28 10/01/2004	O	238.00	0.00	0.00	11.15	0.00	0.00	0.00	0.00	0.00	0.00	0.00	0.00
29 10/01/2004	P	0.00	100.00	0.00	11.15	0.00	0.00	0.00	0.00	0.00	0.00	0.00	0.00
30 10/31/2004	M	0.00	0.00	5.05	16.20	0.00	0.00	0.00	0.00	0.00	0.00	0.00	0.00
31 11/01/2004	O	238.00	0.00	0.00	16.20	0.00	0.00	0.00	0.00	0.00	0.00	0.00	0.00
32 11/30/2004	M	0.00	0.00	6.29	22.49	0.00	0.00	0.00	0.00	0.00	0.00	0.00	0.00
33 12/01/2004	O	238.00	0.00	0.00	22.49	0.00	0.00	0.00	0.00	0.00	0.00	0.00	0.00
34 12/01/2004	P	0.00	200.00	0.00	22.49	0.00	0.00	0.00	0.00	0.00	0.00	0.00	0.00
35 12/31/2004	M	0.00	0.00	6.49	28.98	0.00	0.00	0.00	0.00	0.00	0.00	0.00	0.00
36 01/01/2005	O	238.00	0.00	0.00	28.98	0.00	0.00	0.00	0.00	0.00	0.00	0.00	0.00
37 01/31/2005	M	0.00	0.00	8.97	37.95	0.00	0.00	0.00	0.00	0.00	0.00	0.00	0.00
38 02/01/2005	O	238.00	0.00	0.00	37.95	0.00	0.00	0.00	0.00	0.00	0.00	0.00	0.00
39 02/28/2005	M	0.00	0.00	10.40	48.35	0.00	0.00	0.00	0.00	0.00	0.00	0.00	0.00
40 03/01/2005	O	238.00	0.00	0.00	48.35	0.00	0.00	0.00	0.00	0.00	0.00	0.00	0.00
41 03/31/2005	M	0.00	0.00	11.84	60.19	0.00	0.00	0.00	0.00	0.00	0.00	0.00	0.00
42 04/01/2005	O	238.00	0.00	0.00	60.19	0.00	0.00	0.00	0.00	0.00	0.00	0.00	0.00
43 04/13/2005	P	0.00	191.16	0.00	60.19	0.00	0.00	0.00	0.00	0.00	0.00	0.00	0.00
44 04/30/2005	M	0.00	0.00	12.12	72.31	0.00	0.00	0.00	0.00	0.00	0.00	0.00	0.00
45 05/01/2005	O	238.00	0.00	0.00	72.31	0.00	0.00	0.00	0.00	0.00	0.00	0.00	0.00
46 05/12/2005	P	0.00	222.11	0.00	72.31	0.00	0.00	0.00	0.00	0.00	0.00	0.00	0.00
47 05/31/2005	M	0.00	0.00	12.22	84.53	0.00	0.00	0.00	0.00	0.00	0.00	0.00	0.00
48 06/01/2005	O	238.00	0.00	0.00	84.53	0.00	0.00	0.00	0.00	0.00	0.00	0.00	0.00
49 06/13/2005	P	0.00	238.00	0.00	84.53	0.00	0.00	0.00	0.00	0.00	0.00	0.00	0.00
50 06/30/2005	M	0.00	0.00	12.22	96.75	0.00	0.00	0.00	0.00	0.00	0.00	0.00	0.00
51 07/01/2005	O	238.00	0.00	0.00	96.75	0.00	0.00	0.00	0.00	0.00	0.00	0.00	0.00
52 07/25/2005	P	0.00	238.00	0.00	96.75	0.00	0.00	0.00	0.00	0.00	0.00	0.00	0.00
53 07/31/2005	M	0.00	0.00	13.91	110.66	0.00	0.00	0.00	0.00	0.00	0.00	0.00	0.00

Event Date	Event Type	Current Amount Due	NCP Paid	Unadjudicated Interest (On UA)		Unadjudicated Interest (On AA)		Adjudicated Interest		Unadjudicated Penalty		Adjudicated Penalty		
				Adjust Amount	Running Balance	Adjust Amount	Running Balance	Adjust Amount	Running Balance	Adjust Amount	Running Balance	Adjust Amount	Running Balance	
54 08/01/2005	O	238.00	0.00	0.00	110.66	0.00	0.00	0.00	0.00	0.00	105.27	0.00	0.00	54
55 08/15/2005	P	0.00	69.93	0.00	110.66	0.00	0.00	0.00	0.00	0.00	105.27	0.00	0.00	55
56 08/15/2005	P	0.00	168.07	0.00	110.66	0.00	0.00	0.00	0.00	0.00	105.27	0.00	0.00	56
57 08/31/2005	M	0.00	0.00	13.91	124.57	0.00	0.00	0.00	0.00	0.00	105.27	0.00	0.00	57
58 09/01/2005	O	238.00	0.00	0.00	124.57	0.00	0.00	0.00	0.00	0.00	105.27	0.00	0.00	58
59 09/19/2005	P	0.00	69.93	0.00	124.57	0.00	0.00	0.00	0.00	0.00	105.27	0.00	0.00	59
60 09/19/2005	P	0.00	168.07	0.00	124.57	0.00	0.00	0.00	0.00	0.00	105.27	0.00	0.00	60
61 09/30/2005	M	0.00	0.00	13.91	138.48	0.00	0.00	0.00	0.00	0.00	105.27	0.00	0.00	61
62 10/01/2005	O	238.00	0.00	0.00	138.48	0.00	0.00	0.00	0.00	0.00	105.27	0.00	0.00	62
63 10/13/2005	P	0.00	69.93	0.00	138.48	0.00	0.00	0.00	0.00	0.00	105.27	0.00	0.00	63
64 10/13/2005	P	0.00	168.07	0.00	138.48	0.00	0.00	0.00	0.00	0.00	105.27	0.00	0.00	64
65 10/31/2005	M	0.00	0.00	13.91	152.39	0.00	0.00	0.00	0.00	0.00	105.27	0.00	0.00	65
66 11/01/2005	O	238.00	0.00	0.00	152.39	0.00	0.00	0.00	0.00	0.00	105.27	0.00	0.00	66
67 11/16/2005	P	0.00	168.07	0.00	152.39	0.00	0.00	0.00	0.00	0.00	105.27	0.00	0.00	67
68 11/16/2005	P	0.00	69.93	0.00	152.39	0.00	0.00	0.00	0.00	0.00	105.27	0.00	0.00	68
69 11/30/2005	M	0.00	0.00	13.91	166.30	0.00	0.00	0.00	0.00	0.00	105.27	0.00	0.00	69
70 12/01/2005	O	238.00	0.00	0.00	166.30	0.00	0.00	0.00	0.00	0.00	105.27	0.00	0.00	70
71 12/31/2005	M	0.00	0.00	15.54	181.84	0.00	0.00	0.00	0.00	23.80	129.07	0.00	0.00	71
72 01/01/2006	O	238.00	0.00	0.00	181.84	0.00	0.00	0.00	0.00	0.00	129.07	0.00	0.00	72
73 01/13/2006	P	0.00	55.16	0.00	181.84	0.00	0.00	0.00	0.00	0.00	129.07	0.00	0.00	73
74 01/30/2006	P	0.00	109.85	0.00	181.84	0.00	0.00	0.00	0.00	0.00	129.07	0.00	0.00	74
75 01/30/2006	P	0.00	72.99	0.00	181.84	0.00	0.00	0.00	0.00	0.00	129.07	0.00	0.00	75
76 01/31/2006	M	0.00	0.00	17.43	199.27	0.00	0.00	0.00	0.00	0.00	129.07	0.00	0.00	76
77 02/01/2006	O	238.00	0.00	0.00	199.27	0.00	0.00	0.00	0.00	0.00	129.07	0.00	0.00	77
78 02/28/2006	M	0.00	0.00	19.26	218.53	0.00	0.00	0.00	0.00	23.80	152.87	0.00	0.00	78
79 03/01/2006	O	238.00	0.00	0.00	218.53	0.00	0.00	0.00	0.00	0.00	152.87	0.00	0.00	79
80 03/23/2006	P	0.00	55.16	0.00	218.53	0.00	0.00	0.00	0.00	0.00	152.87	0.00	0.00	80
81 03/27/2006	P	0.00	182.84	0.00	218.53	0.00	0.00	0.00	0.00	0.00	152.87	0.00	0.00	81
82 03/31/2006	M	0.00	0.00	19.26	237.79	0.00	0.00	0.00	0.00	0.00	152.87	0.00	0.00	82
83 04/01/2006	O	238.00	0.00	0.00	237.79	0.00	0.00	0.00	0.00	0.00	152.87	0.00	0.00	83
84 04/30/2006	M	0.00	0.00	21.10	258.89	0.00	0.00	0.00	0.00	23.80	176.67	0.00	0.00	84
85 05/01/2006	O	238.00	0.00	0.00	258.89	0.00	0.00	0.00	0.00	0.00	176.67	0.00	0.00	85
86 05/18/2006	P	0.00	80.14	0.00	258.89	0.00	0.00	0.00	0.00	0.00	176.67	0.00	0.00	86

Event Date	Event Type	Current Amount Due	NCP Paid	Unadjudicated Interest (On UA)		Unadjudicated Interest (On AA)		Adjudicated Interest		Unadjudicated Penalty		Adjudicated Penalty			
				Adjust Amount	Running Balance	Adjust Amount	Running Balance	Adjust Amount	Running Balance	Adjust Amount	Running Balance	Adjust Amount	Running Balance		
87	05/18/2006	P	0.00	80.13	0.00	258.89	0.00	0.00	0.00	0.00	0.00	176.67	0.00	0.00	87
88	05/18/2006	P	0.00	41.38	0.00	258.89	0.00	0.00	0.00	0.00	0.00	176.67	0.00	0.00	88
89	05/18/2006	P	0.00	36.35	0.00	258.89	0.00	0.00	0.00	0.00	0.00	176.67	0.00	0.00	89
90	05/19/2006	P	0.00	25.31	0.00	258.89	0.00	0.00	0.00	0.00	0.00	176.67	0.00	0.00	90
91	05/19/2006	P	0.00	69.28	0.00	258.89	0.00	0.00	0.00	0.00	0.00	176.67	0.00	0.00	91
92	05/31/2006	M	0.00	0.00	20.37	279.26	0.00	0.00	0.00	0.00	0.00	176.67	0.00	0.00	92
93	06/01/2006	O	238.00	0.00	0.00	279.26	0.00	0.00	0.00	0.00	0.00	176.67	0.00	0.00	93
94	06/14/2006	P	0.00	41.38	0.00	279.26	0.00	0.00	0.00	0.00	0.00	176.67	0.00	0.00	94
95	06/14/2006	P	0.00	80.14	0.00	279.26	0.00	0.00	0.00	0.00	0.00	176.67	0.00	0.00	95
96	06/22/2006	P	0.00	80.13	0.00	279.26	0.00	0.00	0.00	0.00	0.00	176.67	0.00	0.00	96
97	06/22/2006	P	0.00	41.08	0.00	279.26	0.00	0.00	0.00	0.00	0.00	176.67	0.00	0.00	97
98	06/30/2006	M	0.00	0.00	20.33	299.59	0.00	0.00	0.00	0.00	0.00	176.67	0.00	0.00	98
99	07/01/2006	O	238.00	0.00	0.00	299.59	0.00	0.00	0.00	0.00	0.00	176.67	0.00	0.00	99
100	07/03/2006	P	0.00	41.38	0.00	299.59	0.00	0.00	0.00	0.00	0.00	176.67	0.00	0.00	100
101	07/03/2006	P	0.00	80.14	0.00	299.59	0.00	0.00	0.00	0.00	0.00	176.67	0.00	0.00	101
102	07/21/2006	P	0.00	61.93	0.00	299.59	0.00	0.00	0.00	0.00	0.00	176.67	0.00	0.00	102
103	07/21/2006	P	0.00	31.98	0.00	299.59	0.00	0.00	0.00	0.00	0.00	176.67	0.00	0.00	103
104	07/31/2006	M	0.00	0.00	22.72	322.31	0.00	0.00	0.00	2.26	178.93	0.00	0.00	104	
105	08/01/2006	O	238.00	0.00	0.00	322.31	0.00	0.00	0.00	0.00	0.00	178.93	0.00	0.00	105
106	08/03/2006	P	0.00	36.18	0.00	322.31	0.00	0.00	0.00	0.00	0.00	178.93	0.00	0.00	106
107	08/03/2006	P	0.00	70.06	0.00	322.31	0.00	0.00	0.00	0.00	0.00	178.93	0.00	0.00	107
108	08/18/2006	P	0.00	36.17	0.00	322.31	0.00	0.00	0.00	0.00	0.00	178.93	0.00	0.00	108
109	08/18/2006	P	0.00	83.86	0.00	322.31	0.00	0.00	0.00	0.00	0.00	178.93	0.00	0.00	109
110	08/31/2006	P	0.00	51.55	0.00	322.31	0.00	0.00	0.00	0.00	0.00	178.93	0.00	0.00	110
111	08/31/2006	P	0.00	80.78	0.00	322.31	0.00	0.00	0.00	0.00	0.00	178.93	0.00	0.00	111
112	08/31/2006	M	0.00	0.00	21.69	344.00	0.00	0.00	0.00	0.00	0.00	178.93	0.00	0.00	112
113	09/01/2006	O	238.00	0.00	0.00	344.00	0.00	0.00	0.00	0.00	0.00	178.93	0.00	0.00	113
114	09/14/2006	P	0.00	83.87	0.00	344.00	0.00	0.00	0.00	0.00	0.00	178.93	0.00	0.00	114
115	09/14/2006	P	0.00	36.18	0.00	344.00	0.00	0.00	0.00	0.00	0.00	178.93	0.00	0.00	115
116	09/25/2006	P	0.00	36.18	0.00	344.00	0.00	0.00	0.00	0.00	0.00	178.93	0.00	0.00	116
117	09/25/2006	P	0.00	85.17	0.00	344.00	0.00	0.00	0.00	0.00	0.00	178.93	0.00	0.00	117
118	09/30/2006	M	0.00	0.00	21.66	365.66	0.00	0.00	0.00	0.00	0.00	178.93	0.00	0.00	118
119	10/01/2006	O	238.00	0.00	0.00	365.66	0.00	0.00	0.00	0.00	0.00	178.93	0.00	0.00	119

Event Date	Event Type	Current Amount Due	NCP Paid	Unadjudicated Interest (On UA)		Unadjudicated Interest (On AA)		Adjudicated Interest		Unadjudicated Penalty		Adjudicated Penalty			
				Adjust Amount	Running Balance	Adjust Amount	Running Balance	Adjust Amount	Running Balance	Adjust Amount	Running Balance	Adjust Amount	Running Balance		
120	10/18/2006	P	0.00	83.87	0.00	365.66	0.00	0.00	0.00	0.00	0.00	178.93	0.00	0.00	120
121	10/18/2006	P	0.00	36.18	0.00	365.66	0.00	0.00	0.00	0.00	0.00	178.93	0.00	0.00	121
122	10/31/2006	M	0.00	0.00	22.67	388.33	0.00	0.00	0.00	0.00	11.80	190.73	0.00	0.00	122
123	11/01/2006	O	238.00	0.00	0.00	388.33	0.00	0.00	0.00	0.00	0.00	190.73	0.00	0.00	123
124	11/07/2006	P	0.00	306.23	0.00	388.33	0.00	0.00	0.00	0.00	0.00	190.73	0.00	0.00	124
125	11/16/2006	P	0.00	128.54	0.00	388.33	0.00	0.00	0.00	0.00	0.00	190.73	0.00	0.00	125
126	11/27/2006	P	0.00	7.28	0.00	388.33	0.00	0.00	0.00	0.00	0.00	190.73	0.00	0.00	126
127	11/27/2006	P	0.00	38.10	0.00	388.33	0.00	0.00	0.00	0.00	0.00	190.73	0.00	0.00	127
128	11/30/2006	M	0.00	0.00	20.60	408.93	0.00	0.00	0.00	0.00	0.00	190.73	0.00	0.00	128
129	12/01/2006	O	238.00	0.00	0.00	408.93	0.00	0.00	0.00	0.00	0.00	190.73	0.00	0.00	129
130	12/11/2006	P	0.00	122.83	0.00	408.93	0.00	0.00	0.00	0.00	0.00	190.73	0.00	0.00	130
131	12/11/2006	P	0.00	25.08	0.00	408.93	0.00	0.00	0.00	0.00	0.00	190.73	0.00	0.00	131
132	12/26/2006	P	0.00	23.08	0.00	408.93	0.00	0.00	0.00	0.00	0.00	190.73	0.00	0.00	132
133	12/26/2006	P	0.00	93.26	0.00	408.93	0.00	0.00	0.00	0.00	0.00	190.73	0.00	0.00	133
134	12/31/2006	M	0.00	0.00	20.38	429.31	0.00	0.00	0.00	0.00	0.00	190.73	0.00	0.00	134
135	01/01/2007	O	238.00	0.00	0.00	429.31	0.00	0.00	0.00	0.00	0.00	190.73	0.00	0.00	135
136	01/08/2007	P	0.00	120.83	0.00	429.31	0.00	0.00	0.00	0.00	0.00	190.73	0.00	0.00	136
137	01/08/2007	P	0.00	23.08	0.00	429.31	0.00	0.00	0.00	0.00	0.00	190.73	0.00	0.00	137
138	01/22/2007	P	0.00	107.14	0.00	429.31	0.00	0.00	0.00	0.00	0.00	190.73	0.00	0.00	138
139	01/22/2007	P	0.00	11.26	0.00	429.31	0.00	0.00	0.00	0.00	0.00	190.73	0.00	0.00	139
140	01/31/2007	M	0.00	0.00	20.17	449.48	0.00	0.00	0.00	0.00	0.00	190.73	0.00	0.00	140
141	02/01/2007	O	238.00	0.00	0.00	449.48	0.00	0.00	0.00	0.00	0.00	190.73	0.00	0.00	141
142	02/05/2007	P	0.00	120.83	0.00	449.48	0.00	0.00	0.00	0.00	0.00	190.73	0.00	0.00	142
143	02/05/2007	P	0.00	23.08	0.00	449.48	0.00	0.00	0.00	0.00	0.00	190.73	0.00	0.00	143
144	02/20/2007	P	0.00	23.08	0.00	449.48	0.00	0.00	0.00	0.00	0.00	190.73	0.00	0.00	144
145	02/20/2007	P	0.00	95.31	0.00	449.48	0.00	0.00	0.00	0.00	0.00	190.73	0.00	0.00	145
146	02/28/2007	M	0.00	0.00	19.96	469.44	0.00	0.00	0.00	0.00	0.00	190.73	0.00	0.00	146
147	03/01/2007	O	238.00	0.00	0.00	469.44	0.00	0.00	0.00	0.00	0.00	190.73	0.00	0.00	147
148	03/02/2007	P	0.00	428.68	0.00	469.44	0.00	0.00	0.00	0.00	0.00	190.73	0.00	0.00	148
149	03/05/2007	P	0.00	120.83	0.00	469.44	0.00	0.00	0.00	0.00	0.00	190.73	0.00	0.00	149
150	03/19/2007	P	0.00	120.56	0.00	469.44	0.00	0.00	0.00	0.00	0.00	190.73	0.00	0.00	150
151	03/31/2007	M	0.00	0.00	16.27	485.71	0.00	0.00	0.00	0.00	0.00	190.73	0.00	0.00	151
152	04/01/2007	O	238.00	0.00	0.00	485.71	0.00	0.00	0.00	0.00	0.00	190.73	0.00	0.00	152

Event Date	Event Type	Current Amount Due	NCP Paid	Unadjudicated Interest (On UA)		Unadjudicated Interest (On AA)		Adjudicated Interest		Unadjudicated Penalty		Adjudicated Penalty		
				Adjust Amount	Running Balance	Adjust Amount	Running Balance	Adjust Amount	Running Balance	Adjust Amount	Running Balance	Adjust Amount	Running Balance	
153	04/02/2007	P	0.00	120.83	0.00	485.71	0.00	0.00	0.00	0.00	190.73	0.00	0.00	153
154	04/02/2007	P	0.00	23.08	0.00	485.71	0.00	0.00	0.00	0.00	190.73	0.00	0.00	154
155	04/16/2007	P	0.00	107.14	0.00	485.71	0.00	0.00	0.00	0.00	190.73	0.00	0.00	155
156	04/16/2007	P	0.00	11.26	0.00	485.71	0.00	0.00	0.00	0.00	190.73	0.00	0.00	156
157	04/30/2007	P	0.00	46.05	0.00	485.71	0.00	0.00	0.00	0.00	190.73	0.00	0.00	157
158	04/30/2007	P	0.00	7.19	0.00	485.71	0.00	0.00	0.00	0.00	190.73	0.00	0.00	158
159	04/30/2007	M	0.00	0.00	15.61	501.32	0.00	0.00	0.00	0.00	190.73	0.00	0.00	159
160	05/01/2007	O	238.00	0.00	0.00	501.32	0.00	0.00	0.00	0.00	190.73	0.00	0.00	160
161	05/14/2007	P	0.00	23.08	0.00	501.32	0.00	0.00	0.00	0.00	190.73	0.00	0.00	161
162	05/14/2007	P	0.00	120.83	0.00	501.32	0.00	0.00	0.00	0.00	190.73	0.00	0.00	162
163	05/29/2007	P	0.00	107.14	0.00	501.32	0.00	0.00	0.00	0.00	190.73	0.00	0.00	163
164	05/29/2007	P	0.00	11.26	0.00	501.32	0.00	0.00	0.00	0.00	190.73	0.00	0.00	164
165	05/31/2007	M	0.00	0.00	15.40	516.72	0.00	0.00	0.00	0.00	190.73	0.00	0.00	165
166	06/01/2007	O	238.00	0.00	0.00	516.72	0.00	0.00	0.00	0.00	190.73	0.00	0.00	166
167	06/11/2007	P	0.00	23.08	0.00	516.72	0.00	0.00	0.00	0.00	190.73	0.00	0.00	167
168	06/11/2007	P	0.00	120.83	0.00	516.72	0.00	0.00	0.00	0.00	190.73	0.00	0.00	168
169	06/25/2007	P	0.00	23.08	0.00	516.72	0.00	0.00	0.00	0.00	190.73	0.00	0.00	169
170	06/25/2007	P	0.00	95.31	0.00	516.72	0.00	0.00	0.00	0.00	190.73	0.00	0.00	170
171	06/30/2007	M	0.00	0.00	15.19	531.91	0.00	0.00	0.00	0.00	190.73	0.00	0.00	171
172	07/01/2007	O	238.00	0.00	0.00	531.91	0.00	0.00	0.00	0.00	190.73	0.00	0.00	172
173	07/09/2007	P	0.00	120.83	0.00	531.91	0.00	0.00	0.00	0.00	190.73	0.00	0.00	173
174	07/09/2007	P	0.00	23.08	0.00	531.91	0.00	0.00	0.00	0.00	190.73	0.00	0.00	174
175	07/24/2007	P	0.00	23.08	0.00	531.91	0.00	0.00	0.00	0.00	190.73	0.00	0.00	175
176	07/24/2007	P	0.00	95.31	0.00	531.91	0.00	0.00	0.00	0.00	190.73	0.00	0.00	176
177	07/31/2007	M	0.00	0.00	14.99	546.90	0.00	0.00	0.00	0.00	190.73	0.00	0.00	177
178	08/01/2007	O	238.00	0.00	0.00	546.90	0.00	0.00	0.00	0.00	190.73	0.00	0.00	178
179	08/06/2007	P	0.00	23.08	0.00	546.90	0.00	0.00	0.00	0.00	190.73	0.00	0.00	179
180	08/07/2007	P	0.00	120.83	0.00	546.90	0.00	0.00	0.00	0.00	190.73	0.00	0.00	180
181	08/21/2007	P	0.00	95.31	0.00	546.90	0.00	0.00	0.00	0.00	190.73	0.00	0.00	181
182	08/21/2007	P	0.00	23.08	0.00	546.90	0.00	0.00	0.00	0.00	190.73	0.00	0.00	182
183	08/31/2007	M	0.00	0.00	14.78	561.68	0.00	0.00	0.00	0.00	190.73	0.00	0.00	183
184	09/01/2007	O	238.00	0.00	0.00	561.68	0.00	0.00	0.00	0.00	190.73	0.00	0.00	184
185	09/04/2007	P	0.00	120.83	0.00	561.68	0.00	0.00	0.00	0.00	190.73	0.00	0.00	185

Event Date	Event Type	Current Amount Due	NCP Paid	Unadjudicated Interest (On UA)		Unadjudicated Interest (On AA)		Adjudicated Interest		Unadjudicated Penalty		Adjudicated Penalty		
				Adjust Amount	Running Balance	Adjust Amount	Running Balance	Adjust Amount	Running Balance	Adjust Amount	Running Balance	Adjust Amount	Running Balance	
186	09/04/2007	P	0.00	23.08	0.00	561.68	0.00	0.00	0.00	0.00	190.73	0.00	0.00	186
187	09/17/2007	P	0.00	107.14	0.00	561.68	0.00	0.00	0.00	0.00	190.73	0.00	0.00	187
188	09/17/2007	P	0.00	11.26	0.00	561.68	0.00	0.00	0.00	0.00	190.73	0.00	0.00	188
189	09/30/2007	M	0.00	0.00	14.57	576.25	0.00	0.00	0.00	0.00	190.73	0.00	0.00	189
190	10/01/2007	O	238.00	0.00	0.00	576.25	0.00	0.00	0.00	0.00	190.73	0.00	0.00	190
191	10/01/2007	P	0.00	120.83	0.00	576.25	0.00	0.00	0.00	0.00	190.73	0.00	0.00	191
192	10/01/2007	P	0.00	23.08	0.00	576.25	0.00	0.00	0.00	0.00	190.73	0.00	0.00	192
193	10/15/2007	P	0.00	107.14	0.00	576.25	0.00	0.00	0.00	0.00	190.73	0.00	0.00	193
194	10/15/2007	P	0.00	11.26	0.00	576.25	0.00	0.00	0.00	0.00	190.73	0.00	0.00	194
195	10/29/2007	P	0.00	6.94	0.00	576.25	0.00	0.00	0.00	0.00	190.73	0.00	0.00	195
196	10/29/2007	P	0.00	45.24	0.00	576.25	0.00	0.00	0.00	0.00	190.73	0.00	0.00	196
197	10/31/2007	M	0.00	0.00	13.92	590.17	0.00	0.00	0.00	0.00	190.73	0.00	0.00	197
198	11/01/2007	O	238.00	0.00	0.00	590.17	0.00	0.00	0.00	0.00	190.73	0.00	0.00	198
199	11/13/2007	P	0.00	120.83	0.00	590.17	0.00	0.00	0.00	0.00	190.73	0.00	0.00	199
200	11/13/2007	P	0.00	23.08	0.00	590.17	0.00	0.00	0.00	0.00	190.73	0.00	0.00	200
201	11/27/2007	P	0.00	107.14	0.00	590.17	0.00	0.00	0.00	0.00	190.73	0.00	0.00	201
202	11/27/2007	P	0.00	11.26	0.00	590.17	0.00	0.00	0.00	0.00	190.73	0.00	0.00	202
203	11/30/2007	M	0.00	0.00	13.71	603.88	0.00	0.00	0.00	0.00	190.73	0.00	0.00	203
204	12/01/2007	O	238.00	0.00	0.00	603.88	0.00	0.00	0.00	0.00	190.73	0.00	0.00	204
205	12/10/2007	P	0.00	120.83	0.00	603.88	0.00	0.00	0.00	0.00	190.73	0.00	0.00	205
206	12/10/2007	P	0.00	23.08	0.00	603.88	0.00	0.00	0.00	0.00	190.73	0.00	0.00	206
207	12/24/2007	P	0.00	107.14	0.00	603.88	0.00	0.00	0.00	0.00	190.73	0.00	0.00	207
208	12/24/2007	P	0.00	11.26	0.00	603.88	0.00	0.00	0.00	0.00	190.73	0.00	0.00	208
209	12/31/2007	M	0.00	0.00	13.50	617.38	0.00	0.00	0.00	0.00	190.73	0.00	0.00	209
210	01/01/2008	O	238.00	0.00	0.00	617.38	0.00	0.00	0.00	0.00	190.73	0.00	0.00	210
211	01/07/2008	P	0.00	23.08	0.00	617.38	0.00	0.00	0.00	0.00	190.73	0.00	0.00	211
212	01/07/2008	P	0.00	120.83	0.00	617.38	0.00	0.00	0.00	0.00	190.73	0.00	0.00	212
213	01/22/2008	P	0.00	107.14	0.00	617.38	0.00	0.00	0.00	0.00	190.73	0.00	0.00	213
214	01/22/2008	P	0.00	11.26	0.00	617.38	0.00	0.00	0.00	0.00	190.73	0.00	0.00	214
215	01/28/2008	P	0.00	51.49	0.00	617.38	0.00	0.00	0.00	0.00	190.73	0.00	0.00	215
216	01/31/2008	M	0.00	0.00	11.60	628.98	0.00	0.00	0.00	0.00	190.73	0.00	0.00	216
217	02/01/2008	O	238.00	0.00	0.00	628.98	0.00	0.00	0.00	0.00	190.73	0.00	0.00	217
218	02/04/2008	P	0.00	120.83	0.00	628.98	0.00	0.00	0.00	0.00	190.73	0.00	0.00	218

Event Date	Event Type	Current Amount Due	NCP Paid	Unadjudicated Interest (On UA)		Unadjudicated Interest (On AA)		Adjudicated Interest		Unadjudicated Penalty		Adjudicated Penalty		
				Adjust Amount	Running Balance	Adjust Amount	Running Balance	Adjust Amount	Running Balance	Adjust Amount	Running Balance	Adjust Amount	Running Balance	
219	02/04/2008	P	0.00	23.08	0.00	628.98	0.00	0.00	0.00	0.00	0.00	190.73	0.00	219
220	02/19/2008	P	0.00	107.14	0.00	628.98	0.00	0.00	0.00	0.00	0.00	190.73	0.00	220
221	02/19/2008	F	0.00	11.26	0.00	628.98	0.00	0.00	0.00	0.00	0.00	190.73	0.00	221
222	02/29/2008	M	0.00	0.00	11.41	640.39	0.00	0.00	0.00	0.00	0.00	190.73	0.00	222
223	03/01/2008	O	238.00	0.00	0.00	640.39	0.00	0.00	0.00	0.00	0.00	190.73	0.00	223
224	03/03/2008	P	0.00	120.83	0.00	640.39	0.00	0.00	0.00	0.00	0.00	190.73	0.00	224
225	03/03/2008	P	0.00	23.08	0.00	640.39	0.00	0.00	0.00	0.00	0.00	190.73	0.00	225
226	03/13/2008	P	0.00	273.97	0.00	640.39	0.00	0.00	0.00	0.00	0.00	190.73	0.00	226
227	03/18/2008	P	0.00	107.14	0.00	640.39	0.00	0.00	0.00	0.00	0.00	190.73	0.00	227
228	03/18/2008	P	0.00	11.26	0.00	640.39	0.00	0.00	0.00	0.00	0.00	190.73	0.00	228
229	03/31/2008	P	0.00	55.63	0.00	640.39	0.00	0.00	0.00	0.00	0.00	190.73	0.00	229
230	03/31/2008	P	0.00	10.22	0.00	640.39	0.00	0.00	0.00	0.00	0.00	190.73	0.00	230
231	03/31/2008	M	0.00	0.00	8.61	649.00	0.00	0.00	0.00	0.00	0.00	190.73	0.00	231
232	04/01/2008	O	238.00	0.00	0.00	649.00	0.00	0.00	0.00	0.00	0.00	190.73	0.00	232
233	04/14/2008	P	0.00	120.83	0.00	649.00	0.00	0.00	0.00	0.00	0.00	190.73	0.00	233
234	04/14/2008	P	0.00	23.08	0.00	649.00	0.00	0.00	0.00	0.00	0.00	190.73	0.00	234
235	04/28/2008	P	0.00	107.14	0.00	649.00	0.00	0.00	0.00	0.00	0.00	190.73	0.00	235
236	04/28/2008	P	0.00	11.26	0.00	649.00	0.00	0.00	0.00	0.00	0.00	190.73	0.00	236
237	04/30/2008	M	0.00	0.00	8.42	657.42	0.00	0.00	0.00	0.00	0.00	190.73	0.00	237
238	05/01/2008	O	238.00	0.00	0.00	657.42	0.00	0.00	0.00	0.00	0.00	190.73	0.00	238
239	05/12/2008	P	0.00	23.08	0.00	657.42	0.00	0.00	0.00	0.00	0.00	190.73	0.00	239
240	05/12/2008	P	0.00	120.83	0.00	657.42	0.00	0.00	0.00	0.00	0.00	190.73	0.00	240
241	05/27/2008	P	0.00	107.14	0.00	657.42	0.00	0.00	0.00	0.00	0.00	190.73	0.00	241
242	05/27/2008	P	0.00	11.26	0.00	657.42	0.00	0.00	0.00	0.00	0.00	190.73	0.00	242
243	05/31/2008	M	0.00	0.00	8.23	665.65	0.00	0.00	0.00	0.00	0.00	190.73	0.00	243
244	06/01/2008	O	238.00	0.00	0.00	665.65	0.00	0.00	0.00	0.00	0.00	190.73	0.00	244
245	06/09/2008	P	0.00	120.83	0.00	665.65	0.00	0.00	0.00	0.00	0.00	190.73	0.00	245
246	06/09/2008	P	0.00	23.08	0.00	665.65	0.00	0.00	0.00	0.00	0.00	190.73	0.00	246
247	06/23/2008	P	0.00	107.14	0.00	665.65	0.00	0.00	0.00	0.00	0.00	190.73	0.00	247
248	06/23/2008	P	0.00	11.26	0.00	665.65	0.00	0.00	0.00	0.00	0.00	190.73	0.00	248
249	06/30/2008	M	0.00	0.00	8.04	673.69	0.00	0.00	0.00	0.00	0.00	190.73	0.00	249
250	07/01/2008	O	238.00	0.00	0.00	673.69	0.00	0.00	0.00	0.00	0.00	190.73	0.00	250
251	07/08/2008	P	0.00	299.24	0.00	673.69	0.00	0.00	0.00	0.00	0.00	190.73	0.00	251

Event Date	Event Type	Current Amount Due	NCP Paid	Unadjudicated Interest (On UA)		Unadjudicated Interest (On AA)		Adjudicated Interest		Unadjudicated Penalty		Adjudicated Penalty		
				Adjust Amount	Running Balance	Adjust Amount	Running Balance	Adjust Amount	Running Balance	Adjust Amount	Running Balance	Adjust Amount	Running Balance	
252	07/09/2008	0.00	120.83	0.00	673.69	0.00	0.00	0.00	0.00	0.00	190.73	0.00	0.00	252
253	07/09/2008	0.00	23.08	0.00	673.69	0.00	0.00	0.00	0.00	0.00	190.73	0.00	0.00	253
254	07/21/2008	0.00	97.48	0.00	673.69	0.00	0.00	0.00	0.00	0.00	190.73	0.00	0.00	254
255	07/21/2008	0.00	2.93	0.00	673.69	0.00	0.00	0.00	0.00	0.00	190.73	0.00	0.00	255
256	07/31/2008	0.00	0.00	4.30	677.99	0.00	0.00	0.00	0.00	0.00	190.73	0.00	0.00	256
257	08/01/2008	238.00	0.00	0.00	677.99	0.00	0.00	0.00	0.00	0.00	190.73	0.00	0.00	257
258	08/04/2008	0.00	120.83	0.00	677.99	0.00	0.00	0.00	0.00	0.00	190.73	0.00	0.00	258
259	08/04/2008	0.00	23.08	0.00	677.99	0.00	0.00	0.00	0.00	0.00	190.73	0.00	0.00	259
260	08/19/2008	0.00	97.48	0.00	677.99	0.00	0.00	0.00	0.00	0.00	190.73	0.00	0.00	260
261	08/19/2008	0.00	2.93	0.00	677.99	0.00	0.00	0.00	0.00	0.00	190.73	0.00	0.00	261
262	08/31/2008	0.00	0.00	4.27	682.26	0.00	0.00	0.00	0.00	0.00	190.73	0.00	0.00	262
263	09/01/2008	238.00	0.00	0.00	682.26	0.00	0.00	0.00	0.00	0.00	190.73	0.00	0.00	263
264	09/02/2008	0.00	120.83	0.00	682.26	0.00	0.00	0.00	0.00	0.00	190.73	0.00	0.00	264
265	09/02/2008	0.00	23.08	0.00	682.26	0.00	0.00	0.00	0.00	0.00	190.73	0.00	0.00	265
266	09/15/2008	0.00	97.48	0.00	682.26	0.00	0.00	0.00	0.00	0.00	190.73	0.00	0.00	266
267	09/15/2008	0.00	2.93	0.00	682.26	0.00	0.00	0.00	0.00	0.00	190.73	0.00	0.00	267
268	09/29/2008	0.00	15.29	0.00	682.26	0.00	0.00	0.00	0.00	0.00	190.73	0.00	0.00	268
269	09/29/2008	0.00	2.92	0.00	682.26	0.00	0.00	0.00	0.00	0.00	190.73	0.00	0.00	269
270	09/30/2008	0.00	0.00	4.12	686.38	0.00	0.00	0.00	0.00	0.00	190.73	0.00	0.00	270
271	10/01/2008	238.00	0.00	0.00	686.38	0.00	0.00	0.00	0.00	0.00	190.73	0.00	0.00	271
272	10/13/2008	0.00	120.83	0.00	686.38	0.00	0.00	0.00	0.00	0.00	190.73	0.00	0.00	272
273	10/13/2008	0.00	23.08	0.00	686.38	0.00	0.00	0.00	0.00	0.00	190.73	0.00	0.00	273
274	10/28/2008	0.00	97.48	0.00	686.38	0.00	0.00	0.00	0.00	0.00	190.73	0.00	0.00	274
275	10/28/2008	0.00	2.93	0.00	686.38	0.00	0.00	0.00	0.00	0.00	190.73	0.00	0.00	275
276	10/31/2008	0.00	0.00	4.09	690.47	0.00	0.00	0.00	0.00	0.00	190.73	0.00	0.00	276
277	11/01/2008	238.00	0.00	0.00	690.47	0.00	0.00	0.00	0.00	0.00	190.73	0.00	0.00	277
278	11/10/2008	0.00	120.83	0.00	690.47	0.00	0.00	0.00	0.00	0.00	190.73	0.00	0.00	278
279	11/10/2008	0.00	23.08	0.00	690.47	0.00	0.00	0.00	0.00	0.00	190.73	0.00	0.00	279
280	11/24/2008	0.00	97.48	0.00	690.47	0.00	0.00	0.00	0.00	0.00	190.73	0.00	0.00	280
281	11/24/2008	0.00	2.93	0.00	690.47	0.00	0.00	0.00	0.00	0.00	190.73	0.00	0.00	281
282	11/30/2008	0.00	0.00	4.05	694.52	0.00	0.00	0.00	0.00	0.00	190.73	0.00	0.00	282
283	12/01/2008	238.00	0.00	0.00	694.52	0.00	0.00	0.00	0.00	0.00	190.73	0.00	0.00	283
284	12/08/2008	0.00	120.83	0.00	694.52	0.00	0.00	0.00	0.00	0.00	190.73	0.00	0.00	284

Event Date	Event Type	Current Amount Due	NCP Paid	Unadjudicated Interest (On UA)		Unadjudicated Interest (On AA)		Adjudicated Interest		Unadjudicated Penalty		Adjudicated Penalty			
				Adjust Amount	Running Balance	Adjust Amount	Running Balance	Adjust Amount	Running Balance	Adjust Amount	Running Balance	Adjust Amount	Running Balance		
285	12/08/2008	P	0.00	23.08	0.00	694.52	0.00	0.00	0.00	0.00	0.00	190.73	0.00	0.00	285
286	12/22/2008	P	0.00	97.48	0.00	694.52	0.00	0.00	0.00	0.00	0.00	190.73	0.00	0.00	286
287	12/22/2008	P	0.00	2.93	0.00	694.52	0.00	0.00	0.00	0.00	0.00	190.73	0.00	0.00	287
288	12/31/2008	M	0.00	0.00	4.01	698.53	0.00	0.00	0.00	0.00	0.00	190.73	0.00	0.00	288
289	01/01/2009	O	238.00	0.00	0.00	698.53	0.00	0.00	0.00	0.00	0.00	190.73	0.00	0.00	289
290	01/06/2009	P	0.00	120.83	0.00	698.53	0.00	0.00	0.00	0.00	0.00	190.73	0.00	0.00	290
291	01/06/2009	P	0.00	23.08	0.00	698.53	0.00	0.00	0.00	0.00	0.00	190.73	0.00	0.00	291
292	01/20/2009	P	0.00	97.48	0.00	698.53	0.00	0.00	0.00	0.00	0.00	190.73	0.00	0.00	292
293	01/20/2009	P	0.00	2.93	0.00	698.53	0.00	0.00	0.00	0.00	0.00	190.73	0.00	0.00	293
294	01/31/2009	M	0.00	0.00	2.98	701.51	0.00	0.00	0.00	0.00	0.00	190.73	0.00	0.00	294
295	02/01/2009	O	238.00	0.00	0.00	701.51	0.00	0.00	0.00	0.00	0.00	190.73	0.00	0.00	295
296	02/03/2009	P	0.00	120.83	0.00	701.51	0.00	0.00	0.00	0.00	0.00	190.73	0.00	0.00	296
297	02/03/2009	P	0.00	23.08	0.00	701.51	0.00	0.00	0.00	0.00	0.00	190.73	0.00	0.00	297
298	02/18/2009	P	0.00	97.48	0.00	701.51	0.00	0.00	0.00	0.00	0.00	190.73	0.00	0.00	298
299	02/18/2009	P	0.00	2.93	0.00	701.51	0.00	0.00	0.00	0.00	0.00	190.73	0.00	0.00	299
300	02/28/2009	M	0.00	0.00	2.96	704.47	0.00	0.00	0.00	0.00	0.00	190.73	0.00	0.00	300
301	03/01/2009	O	238.00	0.00	0.00	704.47	0.00	0.00	0.00	0.00	0.00	190.73	0.00	0.00	301
302	03/03/2009	P	0.00	120.83	0.00	704.47	0.00	0.00	0.00	0.00	0.00	190.73	0.00	0.00	302
303	03/03/2009	P	0.00	23.08	0.00	704.47	0.00	0.00	0.00	0.00	0.00	190.73	0.00	0.00	303
304	03/17/2009	P	0.00	97.48	0.00	704.47	0.00	0.00	0.00	0.00	0.00	190.73	0.00	0.00	304
305	03/17/2009	P	0.00	2.93	0.00	704.47	0.00	0.00	0.00	0.00	0.00	190.73	0.00	0.00	305
306	03/20/2009	P	0.00	669.17	0.00	704.47	0.00	0.00	0.00	0.00	0.00	190.73	0.00	0.00	306
307	04/01/2009	O	238.00	0.00	0.00	704.47	0.00	0.00	0.00	0.00	0.00	190.73	0.00	0.00	307
308	04/14/2009	P	0.00	120.83	0.00	704.47	0.00	0.00	0.00	0.00	0.00	190.73	0.00	0.00	308
309	04/14/2009	P	0.00	23.08	0.00	704.47	0.00	0.00	0.00	0.00	0.00	190.73	0.00	0.00	309
310	04/27/2009	P	0.00	94.09	0.00	704.47	0.00	0.00	0.00	0.00	0.00	190.73	0.00	0.00	310
311	05/01/2009	O	238.00	0.00	0.00	704.47	0.00	0.00	0.00	0.00	0.00	190.73	0.00	0.00	311
312	05/12/2009	P	0.00	120.83	0.00	704.47	0.00	0.00	0.00	0.00	0.00	190.73	0.00	0.00	312
313	05/12/2009	P	0.00	23.08	0.00	704.47	0.00	0.00	0.00	0.00	0.00	190.73	0.00	0.00	313
314	05/27/2009	P	0.00	94.09	0.00	704.47	0.00	0.00	0.00	0.00	0.00	190.73	0.00	0.00	314
315	06/01/2009	O	238.00	0.00	0.00	704.47	0.00	0.00	0.00	0.00	0.00	190.73	0.00	0.00	315
316	06/09/2009	P	0.00	120.83	0.00	704.47	0.00	0.00	0.00	0.00	0.00	190.73	0.00	0.00	316
317	06/09/2009	P	0.00	23.08	0.00	704.47	0.00	0.00	0.00	0.00	0.00	190.73	0.00	0.00	317

Event Date	Event Type	Current Amount Due	NCP Paid	Unadjudicated Interest (On UA)		Unadjudicated Interest (On AA)		Adjudicated Interest		Unadjudicated Penalty		Adjudicated Penalty			
				Adjust Amount	Running Balance	Adjust Amount	Running Balance	Adjust Amount	Running Balance	Adjust Amount	Running Balance	Adjust Amount	Running Balance		
318	06/23/2009	P	0.00	94.09	0.00	704.47	0.00	0.00	0.00	0.00	0.00	190.73	0.00	0.00	318
319	07/01/2009	O	238.00	0.00	0.00	704.47	0.00	0.00	0.00	0.00	0.00	190.73	0.00	0.00	319
320	07/07/2009	P	0.00	120.83	0.00	704.47	0.00	0.00	0.00	0.00	0.00	190.73	0.00	0.00	320
321	07/07/2009	P	0.00	23.08	0.00	704.47	0.00	0.00	0.00	0.00	0.00	190.73	0.00	0.00	321
322	07/21/2009	P	0.00	111.95	0.00	704.47	0.00	0.00	0.00	-17.86	172.87	0.00	0.00	0.00	322
323	07/21/2009	P	0.00	15.42	0.00	704.47	0.00	0.00	0.00	-15.42	157.45	0.00	0.00	0.00	323
324	07/27/2009	P	0.00	80.69	0.00	704.47	0.00	0.00	0.00	-80.69	76.76	0.00	0.00	0.00	324
325	07/27/2009	P	0.00	15.42	0.00	704.47	0.00	0.00	0.00	-15.42	61.34	0.00	0.00	0.00	325
326	08/01/2009	O	238.00	0.00	0.00	704.47	0.00	0.00	0.00	0.00	0.00	61.34	0.00	0.00	326
327	08/10/2009	P	0.00	23.08	0.00	704.47	0.00	0.00	0.00	0.00	0.00	61.34	0.00	0.00	327
328	08/10/2009	P	0.00	120.83	0.00	704.47	0.00	0.00	0.00	0.00	0.00	61.34	0.00	0.00	328
329	08/24/2009	P	0.00	111.95	0.00	704.47	0.00	0.00	0.00	0.00	0.00	61.34	0.00	0.00	329
330	08/24/2009	P	0.00	15.42	0.00	704.47	0.00	0.00	0.00	-17.86	43.48	0.00	0.00	0.00	330
331	09/01/2009	O	238.00	0.00	0.00	704.47	0.00	0.00	0.00	-15.42	28.06	0.00	0.00	0.00	331
332	09/08/2009	P	0.00	120.83	0.00	704.47	0.00	0.00	0.00	0.00	0.00	28.06	0.00	0.00	332
333	09/08/2009	P	0.00	23.08	0.00	704.47	0.00	0.00	0.00	0.00	0.00	28.06	0.00	0.00	333
334	09/21/2009	P	0.00	23.08	0.00	704.47	0.00	0.00	0.00	0.00	0.00	28.06	0.00	0.00	334
335	09/21/2009	P	0.00	104.28	0.00	704.47	0.00	0.00	0.00	0.00	0.00	28.06	0.00	0.00	335
336	10/01/2009	O	238.00	0.00	0.00	704.47	0.00	0.00	0.00	-28.06	0.00	0.00	0.00	0.00	336
337	10/05/2009	P	0.00	120.83	0.00	704.47	0.00	0.00	0.00	0.00	0.00	0.00	0.00	0.00	337
338	10/05/2009	P	0.00	23.08	0.00	704.47	0.00	0.00	0.00	0.00	0.00	0.00	0.00	0.00	338
339	10/19/2009	P	0.00	23.08	0.00	704.47	0.00	0.00	0.00	0.00	0.00	0.00	0.00	0.00	339
340	10/19/2009	P	0.00	104.28	0.00	704.47	0.00	0.00	0.00	0.00	0.00	0.00	0.00	0.00	340
341	11/01/2009	O	238.00	0.00	0.00	704.47	0.00	0.00	0.00	0.00	0.00	0.00	0.00	0.00	341
342	11/02/2009	P	0.00	120.83	0.00	704.47	0.00	0.00	0.00	0.00	0.00	0.00	0.00	0.00	342
343	11/02/2009	P	0.00	23.08	0.00	704.47	0.00	0.00	0.00	0.00	0.00	0.00	0.00	0.00	343
344	11/16/2009	P	0.00	111.95	0.00	704.47	0.00	0.00	0.00	0.00	0.00	0.00	0.00	0.00	344
345	11/16/2009	P	0.00	15.42	0.00	704.47	0.00	0.00	0.00	0.00	0.00	0.00	0.00	0.00	345
346	11/30/2009	P	0.00	50.66	0.00	704.47	0.00	0.00	0.00	0.00	0.00	0.00	0.00	0.00	346
347	11/30/2009	P	0.00	0.11	0.00	704.47	0.00	0.00	0.00	0.00	0.00	0.00	0.00	0.00	347
348	12/01/2009	O	238.00	0.00	0.00	704.47	0.00	0.00	0.00	0.00	0.00	0.00	0.00	0.00	348
349	12/14/2009	P	0.00	23.08	0.00	704.47	0.00	0.00	0.00	0.00	0.00	0.00	0.00	0.00	349
350	12/14/2009	P	0.00	120.83	0.00	704.47	0.00	0.00	0.00	0.00	0.00	0.00	0.00	0.00	350

Event Date	Event Type	Current Amount Due	NCP Paid	Unadjudicated Interest (On UA)		Unadjudicated Interest (On AA)		Adjudicated Interest		Unadjudicated Penalty		Adjudicated Penalty	
				Adjust Amount	Running Balance	Adjust Amount	Running Balance	Adjust Amount	Running Balance	Adjust Amount	Running Balance	Adjust Amount	Running Balance
351 12/28/2009	P	0.00	109.85	0.00	704.47	0.00	0.00	0.00	0.00	0.00	0.00	0.00	351
352 01/01/2010	O	238.00	0.00	0.00	704.47	0.00	0.00	0.00	0.00	0.00	0.00	0.00	352
353 01/11/2010	P	0.00	109.85	0.00	704.47	0.00	0.00	0.00	0.00	0.00	0.00	0.00	353
354 01/25/2010	P	0.00	109.85	0.00	704.47	0.00	0.00	0.00	0.00	0.00	0.00	0.00	354
355 02/01/2010	O	238.00	0.00	0.00	704.47	0.00	0.00	0.00	0.00	0.00	0.00	0.00	355
356 02/08/2010	P	0.00	109.85	0.00	704.47	0.00	0.00	0.00	0.00	0.00	0.00	0.00	356
357 02/22/2010	P	0.00	109.85	0.00	704.47	0.00	0.00	0.00	0.00	0.00	0.00	0.00	357
358 03/01/2010	O	238.00	0.00	0.00	704.47	0.00	0.00	0.00	0.00	0.00	0.00	0.00	358
359 03/08/2010	P	0.00	109.85	0.00	704.47	0.00	0.00	0.00	0.00	0.00	0.00	0.00	359
360 03/22/2010	P	0.00	109.85	0.00	704.47	0.00	0.00	0.00	0.00	0.00	0.00	0.00	360
361 04/01/2010	O	238.00	0.00	0.00	704.47	0.00	0.00	0.00	0.00	0.00	0.00	0.00	361
362 04/05/2010	P	0.00	109.85	0.00	704.47	0.00	0.00	0.00	0.00	0.00	0.00	0.00	362
363 04/19/2010	P	0.00	109.85	0.00	704.47	0.00	0.00	0.00	0.00	0.00	0.00	0.00	363
364 05/01/2010	O	238.00	0.00	0.00	704.47	0.00	0.00	0.00	0.00	0.00	0.00	0.00	364
365 05/03/2010	P	0.00	109.85	0.00	704.47	0.00	0.00	0.00	0.00	0.00	0.00	0.00	365
366 05/14/2010	P	0.00	109.85	0.00	704.47	0.00	0.00	0.00	0.00	0.00	0.00	0.00	366
367 05/28/2010	P	0.00	109.85	0.00	704.47	0.00	0.00	0.00	0.00	0.00	0.00	0.00	367
368 06/01/2010	O	238.00	0.00	0.00	704.47	0.00	0.00	0.00	0.00	0.00	0.00	0.00	368
369 06/14/2010	P	0.00	109.85	0.00	704.47	0.00	0.00	0.00	0.00	0.00	0.00	0.00	369
370 06/28/2010	P	0.00	109.85	0.00	704.47	0.00	0.00	0.00	0.00	0.00	0.00	0.00	370
371 07/01/2010	O	238.00	0.00	0.00	704.47	0.00	0.00	0.00	0.00	0.00	0.00	0.00	371
372 07/12/2010	P	0.00	109.85	0.00	704.47	0.00	0.00	0.00	0.00	0.00	0.00	0.00	372
373 07/26/2010	P	0.00	109.85	0.00	704.47	0.00	0.00	0.00	0.00	0.00	0.00	0.00	373
374 08/01/2010	O	238.00	0.00	0.00	704.47	0.00	0.00	0.00	0.00	0.00	0.00	0.00	374
375 08/09/2010	P	0.00	109.85	0.00	704.47	0.00	0.00	0.00	0.00	0.00	0.00	0.00	375
376 08/20/2010	P	0.00	109.85	0.00	704.47	0.00	0.00	0.00	0.00	0.00	0.00	0.00	376
377 09/01/2010	O	238.00	0.00	0.00	704.47	0.00	0.00	0.00	0.00	0.00	0.00	0.00	377
378 09/03/2010	P	0.00	109.85	0.00	704.47	0.00	0.00	0.00	0.00	0.00	0.00	0.00	378
379 09/20/2010	P	0.00	109.85	0.00	704.47	0.00	0.00	0.00	0.00	0.00	0.00	0.00	379
380 10/01/2010	O	238.00	0.00	0.00	704.47	0.00	0.00	0.00	0.00	0.00	0.00	0.00	380
381 10/04/2010	P	0.00	109.85	0.00	704.47	0.00	0.00	0.00	0.00	0.00	0.00	0.00	381
382 10/15/2010	P	0.00	109.85	0.00	704.47	0.00	0.00	0.00	0.00	0.00	0.00	0.00	382
383 11/01/2010	O	238.00	0.00	0.00	704.47	0.00	0.00	0.00	0.00	0.00	0.00	0.00	383

Event Date	Event Type	Current Amount Due	NCP Paid	Unadjudicated Interest (On UA)		Unadjudicated Interest (On AA)		Adjudicated Interest		Unadjudicated Penalty		Adjudicated Penalty	
				Adjust Amount	Running Balance	Adjust Amount	Running Balance	Adjust Amount	Running Balance	Adjust Amount	Running Balance	Adjust Amount	Running Balance
384 11/01/2010	P	0.00	109.85	0.00	704.47	0.00	0.00	0.00	0.00	0.00	0.00	0.00	0.00
385 11/12/2010	P	0.00	109.85	0.00	704.47	0.00	0.00	0.00	0.00	0.00	0.00	0.00	0.00
386 11/29/2010	P	0.00	109.85	0.00	704.47	0.00	0.00	0.00	0.00	0.00	0.00	0.00	0.00
387 12/01/2010	O	238.00	0.00	0.00	704.47	0.00	0.00	0.00	0.00	0.00	0.00	0.00	0.00
388 12/10/2010	P	0.00	109.85	0.00	704.47	0.00	0.00	0.00	0.00	0.00	0.00	0.00	0.00
389 12/27/2010	P	0.00	109.85	0.00	704.47	0.00	0.00	0.00	0.00	0.00	0.00	0.00	0.00
390 01/01/2011	O	238.00	0.00	0.00	704.47	0.00	0.00	0.00	0.00	0.00	0.00	0.00	0.00
391 01/10/2011	P	0.00	109.85	0.00	704.47	0.00	0.00	0.00	0.00	0.00	0.00	0.00	0.00
392 01/24/2011	P	0.00	109.85	0.00	704.47	0.00	0.00	0.00	0.00	0.00	0.00	0.00	0.00
393 02/01/2011	O	238.00	0.00	0.00	704.47	0.00	0.00	0.00	0.00	0.00	0.00	0.00	0.00
394 02/07/2011	P	0.00	109.85	0.00	704.47	0.00	0.00	0.00	0.00	0.00	0.00	0.00	0.00
395 02/22/2011	P	0.00	109.85	0.00	704.47	0.00	0.00	0.00	0.00	0.00	0.00	0.00	0.00
396 03/01/2011	O	238.00	0.00	0.00	704.47	0.00	0.00	0.00	0.00	0.00	0.00	0.00	0.00
397 03/07/2011	P	0.00	109.85	0.00	704.47	0.00	0.00	0.00	0.00	0.00	0.00	0.00	0.00
398 03/21/2011	P	0.00	109.85	0.00	704.47	0.00	0.00	0.00	0.00	0.00	0.00	0.00	0.00
399 04/01/2011	O	238.00	0.00	0.00	704.47	0.00	0.00	0.00	0.00	0.00	0.00	0.00	0.00
400 04/04/2011	P	0.00	109.85	0.00	704.47	0.00	0.00	0.00	0.00	0.00	0.00	0.00	0.00
401 04/18/2011	P	0.00	109.85	0.00	704.47	0.00	0.00	0.00	0.00	0.00	0.00	0.00	0.00
402 05/01/2011	O	238.00	0.00	0.00	704.47	0.00	0.00	0.00	0.00	0.00	0.00	0.00	0.00
403 05/02/2011	P	0.00	109.85	0.00	704.47	0.00	0.00	0.00	0.00	0.00	0.00	0.00	0.00
404 05/16/2011	P	0.00	109.85	0.00	704.47	0.00	0.00	0.00	0.00	0.00	0.00	0.00	0.00
405 05/31/2011	P	0.00	109.85	0.00	704.47	0.00	0.00	0.00	0.00	0.00	0.00	0.00	0.00
406 06/01/2011	O	238.00	0.00	0.00	704.47	0.00	0.00	0.00	0.00	0.00	0.00	0.00	0.00
407 06/13/2011	P	0.00	109.85	0.00	704.47	0.00	0.00	0.00	0.00	0.00	0.00	0.00	0.00
408 06/27/2011	P	0.00	109.85	0.00	704.47	0.00	0.00	0.00	0.00	0.00	0.00	0.00	0.00
409 07/01/2011	O	238.00	0.00	0.00	704.47	0.00	0.00	0.00	0.00	0.00	0.00	0.00	0.00
410 07/11/2011	P	0.00	109.85	0.00	704.47	0.00	0.00	0.00	0.00	0.00	0.00	0.00	0.00
411 07/25/2011	P	0.00	109.85	0.00	704.47	0.00	0.00	0.00	0.00	0.00	0.00	0.00	0.00
412 08/01/2011	O	238.00	0.00	0.00	704.47	0.00	0.00	0.00	0.00	0.00	0.00	0.00	0.00
413 08/08/2011	P	0.00	109.85	0.00	704.47	0.00	0.00	0.00	0.00	0.00	0.00	0.00	0.00
414 08/22/2011	P	0.00	109.85	0.00	704.47	0.00	0.00	0.00	0.00	0.00	0.00	0.00	0.00
415 09/01/2011	O	238.00	0.00	0.00	704.47	0.00	0.00	0.00	0.00	0.00	0.00	0.00	0.00
416 09/06/2011	P	0.00	109.85	0.00	704.47	0.00	0.00	0.00	0.00	0.00	0.00	0.00	0.00

Event Date	Event Type	Current Amount Due	NCP Paid	Unadjudicated Interest (On UA)		Unadjudicated Interest (On AA)		Adjudicated Interest		Unadjudicated Penalty		Adjudicated Penalty	
				Adjust Amount	Running Balance	Adjust Amount	Running Balance	Adjust Amount	Running Balance	Adjust Amount	Running Balance	Adjust Amount	Running Balance
417 09/19/2011	P	0.00	109.85	0.00	704.47	0.00	0.00	0.00	0.00	0.00	0.00	0.00	0.00
418 10/01/2011	O	238.00	0.00	0.00	704.47	0.00	0.00	0.00	0.00	0.00	0.00	0.00	0.00
419 10/03/2011	P	0.00	109.85	0.00	704.47	0.00	0.00	0.00	0.00	0.00	0.00	0.00	0.00
420 10/17/2011	P	0.00	109.85	0.00	704.47	0.00	0.00	0.00	0.00	0.00	0.00	0.00	0.00
421 10/31/2011	P	0.00	109.85	0.00	704.47	0.00	0.00	0.00	0.00	0.00	0.00	0.00	0.00
422 11/01/2011	O	238.00	0.00	0.00	704.47	0.00	0.00	0.00	0.00	0.00	0.00	0.00	0.00
423 11/14/2011	P	0.00	109.85	0.00	704.47	0.00	0.00	0.00	0.00	0.00	0.00	0.00	0.00
424 11/28/2011	P	0.00	109.85	0.00	704.47	0.00	0.00	0.00	0.00	0.00	0.00	0.00	0.00
425 12/01/2011	O	238.00	0.00	0.00	704.47	0.00	0.00	0.00	0.00	0.00	0.00	0.00	0.00
426 12/12/2011	P	0.00	109.85	0.00	704.47	0.00	0.00	0.00	0.00	0.00	0.00	0.00	0.00
427 12/27/2011	P	0.00	109.85	0.00	704.47	0.00	0.00	0.00	0.00	0.00	0.00	0.00	0.00
428 01/01/2012	O	238.00	0.00	0.00	704.47	0.00	0.00	0.00	0.00	0.00	0.00	0.00	0.00
429 01/09/2012	P	0.00	109.85	0.00	704.47	0.00	0.00	0.00	0.00	0.00	0.00	0.00	0.00
430 01/23/2012	P	0.00	109.85	0.00	704.47	0.00	0.00	0.00	0.00	0.00	0.00	0.00	0.00
431 02/01/2012	O	238.00	0.00	0.00	704.47	0.00	0.00	0.00	0.00	0.00	0.00	0.00	0.00
432 02/03/2012	P	0.00	109.85	0.00	704.47	0.00	0.00	0.00	0.00	0.00	0.00	0.00	0.00
433 02/17/2012	P	0.00	109.85	0.00	704.47	0.00	0.00	0.00	0.00	0.00	0.00	0.00	0.00
434 03/01/2012	O	238.00	0.00	0.00	704.47	0.00	0.00	0.00	0.00	0.00	0.00	0.00	0.00
435 03/05/2012	P	0.00	109.85	0.00	704.47	0.00	0.00	0.00	0.00	0.00	0.00	0.00	0.00
436 03/19/2012	P	0.00	109.85	0.00	704.47	0.00	0.00	0.00	0.00	0.00	0.00	0.00	0.00
437 04/01/2012	O	238.00	0.00	0.00	704.47	0.00	0.00	0.00	0.00	0.00	0.00	0.00	0.00
438 04/02/2012	P	0.00	109.85	0.00	704.47	0.00	0.00	0.00	0.00	0.00	0.00	0.00	0.00
439 04/16/2012	P	0.00	109.85	0.00	704.47	0.00	0.00	0.00	0.00	0.00	0.00	0.00	0.00
440 04/27/2012	P	0.00	109.85	0.00	704.47	0.00	0.00	0.00	0.00	0.00	0.00	0.00	0.00
441 05/01/2012	O	238.00	0.00	0.00	704.47	0.00	0.00	0.00	0.00	0.00	0.00	0.00	0.00
442 05/11/2012	P	0.00	109.85	0.00	704.47	0.00	0.00	0.00	0.00	0.00	0.00	0.00	0.00
443 05/29/2012	P	0.00	109.85	0.00	704.47	0.00	0.00	0.00	0.00	0.00	0.00	0.00	0.00
444 06/01/2012	O	238.00	0.00	0.00	704.47	0.00	0.00	0.00	0.00	0.00	0.00	0.00	0.00
445 06/11/2012	P	0.00	109.85	0.00	704.47	0.00	0.00	0.00	0.00	0.00	0.00	0.00	0.00
446 06/22/2012	P	0.00	109.85	0.00	704.47	0.00	0.00	0.00	0.00	0.00	0.00	0.00	0.00
447 07/01/2012	O	238.00	0.00	0.00	704.47	0.00	0.00	0.00	0.00	0.00	0.00	0.00	0.00
448 07/09/2012	P	0.00	109.85	0.00	704.47	0.00	0.00	0.00	0.00	0.00	0.00	0.00	0.00
449 07/23/2012	P	0.00	109.85	0.00	704.47	0.00	0.00	0.00	0.00	0.00	0.00	0.00	0.00

Event Date	Event Type	Current Amount Due	NCP Paid	Unadjudicated Interest (On UA)		Unadjudicated Interest (On AA)		Adjudicated Interest		Unadjudicated Penalty		Adjudicated Penalty		
				Adjust Amount	Running Balance	Adjust Amount	Running Balance	Adjust Amount	Running Balance	Adjust Amount	Running Balance	Adjust Amount	Running Balance	
450	08/01/2012	O	238.00	0.00	704.47	0.00	0.00	0.00	0.00	0.00	0.00	0.00	0.00	450
451	08/06/2012	P	0.00	109.85	704.47	0.00	0.00	0.00	0.00	0.00	0.00	0.00	0.00	451
452	08/20/2012	P	0.00	109.85	704.47	0.00	0.00	0.00	0.00	0.00	0.00	0.00	0.00	452
453	09/01/2012	O	238.00	0.00	704.47	0.00	0.00	0.00	0.00	0.00	0.00	0.00	0.00	453
454	09/04/2012	P	0.00	109.85	704.47	0.00	0.00	0.00	0.00	0.00	0.00	0.00	0.00	454
455	09/14/2012	P	0.00	109.85	704.47	0.00	0.00	0.00	0.00	0.00	0.00	0.00	0.00	455
456	10/01/2012	O	238.00	0.00	704.47	0.00	0.00	0.00	0.00	0.00	0.00	0.00	0.00	456
457	10/01/2012	P	0.00	109.85	704.47	0.00	0.00	0.00	0.00	0.00	0.00	0.00	0.00	457
458	10/12/2012	P	0.00	109.85	704.47	0.00	0.00	0.00	0.00	0.00	0.00	0.00	0.00	458
459	10/29/2012	P	0.00	109.85	704.47	0.00	0.00	0.00	0.00	0.00	0.00	0.00	0.00	459
460	11/01/2012	O	238.00	0.00	704.47	0.00	0.00	0.00	0.00	0.00	0.00	0.00	0.00	460
461	11/09/2012	P	0.00	109.85	704.47	0.00	0.00	0.00	0.00	0.00	0.00	0.00	0.00	461
462	11/26/2012	P	0.00	109.85	704.47	0.00	0.00	0.00	0.00	0.00	0.00	0.00	0.00	462
463	12/01/2012	O	238.00	0.00	704.47	0.00	0.00	0.00	0.00	0.00	0.00	0.00	0.00	463
464	12/10/2012	P	0.00	109.85	704.47	0.00	0.00	0.00	0.00	0.00	0.00	0.00	0.00	464
465	12/24/2012	P	0.00	109.85	704.47	0.00	0.00	0.00	0.00	0.00	0.00	0.00	0.00	465
466	01/01/2013	O	238.00	0.00	704.47	0.00	0.00	0.00	0.00	0.00	0.00	0.00	0.00	466
467	01/07/2013	P	0.00	109.85	704.47	0.00	0.00	0.00	0.00	0.00	0.00	0.00	0.00	467
468	01/22/2013	P	0.00	109.85	704.47	0.00	0.00	0.00	0.00	0.00	0.00	0.00	0.00	468
469	02/01/2013	O	238.00	0.00	704.47	0.00	0.00	0.00	0.00	0.00	0.00	0.00	0.00	469
470	02/04/2013	P	0.00	109.85	704.47	0.00	0.00	0.00	0.00	0.00	0.00	0.00	0.00	470
471	02/15/2013	P	0.00	109.85	704.47	0.00	0.00	0.00	0.00	0.00	0.00	0.00	0.00	471
472	03/01/2013	O	238.00	0.00	704.47	0.00	0.00	0.00	0.00	0.00	0.00	0.00	0.00	472
473	03/01/2013	P	0.00	109.85	704.47	0.00	0.00	0.00	0.00	0.00	0.00	0.00	0.00	473
474	03/18/2013	P	0.00	109.85	704.47	0.00	0.00	0.00	0.00	0.00	0.00	0.00	0.00	474
475	04/01/2013	O	238.00	0.00	704.47	0.00	0.00	0.00	0.00	0.00	0.00	0.00	0.00	475
476	04/01/2013	P	0.00	109.85	704.47	0.00	0.00	0.00	0.00	0.00	0.00	0.00	0.00	476
477	04/15/2013	P	0.00	109.85	704.47	0.00	0.00	0.00	0.00	0.00	0.00	0.00	0.00	477
478	04/29/2013	P	0.00	109.85	704.47	0.00	0.00	0.00	0.00	0.00	0.00	0.00	0.00	478
479	05/01/2013	O	238.00	0.00	704.47	0.00	0.00	0.00	0.00	0.00	0.00	0.00	0.00	479
480	05/13/2013	P	0.00	109.85	704.47	0.00	0.00	0.00	0.00	0.00	0.00	0.00	0.00	480
481	05/28/2013	P	0.00	109.85	704.47	0.00	0.00	0.00	0.00	0.00	0.00	0.00	0.00	481
482	06/01/2013	O	238.00	0.00	704.47	0.00	0.00	0.00	0.00	0.00	0.00	0.00	0.00	482

Event Date	Event Type	Current Amount Due	NCP Paid	Unadjudicated Interest (On UA)		Unadjudicated Interest (On AA)		Adjudicated Interest		Unadjudicated Penalty		Adjudicated Penalty		
				Adjust Amount	Running Balance	Adjust Amount	Running Balance	Adjust Amount	Running Balance	Adjust Amount	Running Balance	Adjust Amount	Running Balance	
483	06/10/2013	P	0.00	109.85	0.00	704.47	0.00	0.00	0.00	0.00	0.00	0.00	0.00	483
484	06/24/2013	P	0.00	109.85	0.00	704.47	0.00	0.00	0.00	0.00	0.00	0.00	0.00	484
485	07/01/2013	O	238.00	0.00	0.00	704.47	0.00	0.00	0.00	0.00	0.00	0.00	0.00	485
486	07/05/2013	P	0.00	109.85	0.00	704.47	0.00	0.00	0.00	0.00	0.00	0.00	0.00	486
487	07/22/2013	P	0.00	109.85	0.00	704.47	0.00	0.00	0.00	0.00	0.00	0.00	0.00	487
488	08/01/2013	O	238.00	0.00	0.00	704.47	0.00	0.00	0.00	0.00	0.00	0.00	0.00	488
489	08/05/2013	P	0.00	109.85	0.00	704.47	0.00	0.00	0.00	0.00	0.00	0.00	0.00	489
490	08/19/2013	P	0.00	109.85	0.00	704.47	0.00	0.00	0.00	0.00	0.00	0.00	0.00	490
491	09/01/2013	O	238.00	0.00	0.00	704.47	0.00	0.00	0.00	0.00	0.00	0.00	0.00	491
492	09/03/2013	P	0.00	109.85	0.00	704.47	0.00	0.00	0.00	0.00	0.00	0.00	0.00	492
493	09/16/2013	P	0.00	109.85	0.00	704.47	0.00	0.00	0.00	0.00	0.00	0.00	0.00	493
494	09/30/2013	P	0.00	109.85	0.00	704.47	0.00	0.00	0.00	0.00	0.00	0.00	0.00	494
495	10/01/2013	O	238.00	0.00	0.00	704.47	0.00	0.00	0.00	0.00	0.00	0.00	0.00	495
496	10/14/2013	P	0.00	109.85	0.00	704.47	0.00	0.00	0.00	0.00	0.00	0.00	0.00	496
497	10/28/2013	P	0.00	109.85	0.00	704.47	0.00	0.00	0.00	0.00	0.00	0.00	0.00	497
498	11/01/2013	O	238.00	0.00	0.00	704.47	0.00	0.00	0.00	0.00	0.00	0.00	0.00	498
499	11/12/2013	P	0.00	109.85	0.00	704.47	0.00	0.00	0.00	0.00	0.00	0.00	0.00	499
500	11/25/2013	P	0.00	109.85	0.00	704.47	0.00	0.00	0.00	0.00	0.00	0.00	0.00	500
501	12/01/2013	O	238.00	0.00	0.00	704.47	0.00	0.00	0.00	0.00	0.00	0.00	0.00	501
502	12/09/2013	P	0.00	109.85	0.00	704.47	0.00	0.00	0.00	0.00	0.00	0.00	0.00	502
503	12/23/2013	P	0.00	109.85	0.00	704.47	0.00	0.00	0.00	0.00	0.00	0.00	0.00	503
504	01/01/2014	O	238.00	0.00	0.00	704.47	0.00	0.00	0.00	0.00	0.00	0.00	0.00	504
505	01/06/2014	P	0.00	109.85	0.00	704.47	0.00	0.00	0.00	0.00	0.00	0.00	0.00	505
506	01/21/2014	P	0.00	109.85	0.00	704.47	0.00	0.00	0.00	0.00	0.00	0.00	0.00	506
507	02/01/2014	O	238.00	0.00	0.00	704.47	0.00	0.00	0.00	0.00	0.00	0.00	0.00	507
508	02/03/2014	P	0.00	109.85	0.00	704.47	0.00	0.00	0.00	0.00	0.00	0.00	0.00	508
509	02/18/2014	P	0.00	109.85	0.00	704.47	0.00	0.00	0.00	0.00	0.00	0.00	0.00	509
510	03/01/2014	O	238.00	0.00	0.00	704.47	0.00	0.00	0.00	0.00	0.00	0.00	0.00	510
511	03/03/2014	P	0.00	109.85	0.00	704.47	0.00	0.00	0.00	0.00	0.00	0.00	0.00	511
512	03/17/2014	P	0.00	109.85	0.00	704.47	0.00	0.00	0.00	0.00	0.00	0.00	0.00	512
513	03/28/2014	P	0.00	109.85	0.00	704.47	0.00	0.00	0.00	0.00	0.00	0.00	0.00	513
514	04/01/2014	O	238.00	0.00	0.00	704.47	0.00	0.00	0.00	0.00	0.00	0.00	0.00	514
515	04/11/2014	P	0.00	109.85	0.00	704.47	0.00	0.00	0.00	0.00	0.00	0.00	0.00	515

Event Date	Event Type	Current Amount Due	NCP Paid	Unadjudicated Interest (On UA)		Unadjudicated Interest (On AA)		Adjudicated Interest		Unadjudicated Penalty		Adjudicated Penalty		
				Adjust Amount	Running Balance	Adjust Amount	Running Balance	Adjust Amount	Running Balance	Adjust Amount	Running Balance	Adjust Amount	Running Balance	
516	04/28/2014	P	0.00	109.85	0.00	704.47	0.00	0.00	0.00	0.00	0.00	0.00	0.00	516
517	05/01/2014	O	238.00	0.00	0.00	704.47	0.00	0.00	0.00	0.00	0.00	0.00	0.00	517
518	05/12/2014	P	0.00	109.85	0.00	704.47	0.00	0.00	0.00	0.00	0.00	0.00	0.00	518
519	05/29/2014	P	0.00	109.85	0.00	704.47	0.00	0.00	0.00	0.00	0.00	0.00	0.00	519
520	06/01/2014	O	238.00	0.00	0.00	704.47	0.00	0.00	0.00	0.00	0.00	0.00	0.00	520
521	06/10/2014	P	0.00	109.85	0.00	704.47	0.00	0.00	0.00	0.00	0.00	0.00	0.00	521
522	06/23/2014	P	0.00	109.85	0.00	704.47	0.00	0.00	0.00	0.00	0.00	0.00	0.00	522
523	07/01/2014	O	238.00	0.00	0.00	704.47	0.00	0.00	0.00	0.00	0.00	0.00	0.00	523
524	07/09/2014	P	0.00	109.85	0.00	704.47	0.00	0.00	0.00	0.00	0.00	0.00	0.00	524
525	07/22/2014	P	0.00	109.85	0.00	704.47	0.00	0.00	0.00	0.00	0.00	0.00	0.00	525
526	08/01/2014	O	238.00	0.00	0.00	704.47	0.00	0.00	0.00	0.00	0.00	0.00	0.00	526
527	08/05/2014	P	0.00	109.85	0.00	704.47	0.00	0.00	0.00	0.00	0.00	0.00	0.00	527
528	08/18/2014	P	0.00	109.85	0.00	704.47	0.00	0.00	0.00	0.00	0.00	0.00	0.00	528
529	09/01/2014	O	238.00	0.00	0.00	704.47	0.00	0.00	0.00	0.00	0.00	0.00	0.00	529
530	09/03/2014	P	0.00	109.85	0.00	704.47	0.00	0.00	0.00	0.00	0.00	0.00	0.00	530
531	09/15/2014	P	0.00	109.85	0.00	704.47	0.00	0.00	0.00	0.00	0.00	0.00	0.00	531
532	09/30/2014	P	0.00	109.85	0.00	704.47	0.00	0.00	0.00	0.00	0.00	0.00	0.00	532
533	10/01/2014	O	238.00	0.00	0.00	704.47	0.00	0.00	0.00	0.00	0.00	0.00	0.00	533
534	10/15/2014	P	0.00	109.85	0.00	704.47	0.00	0.00	0.00	0.00	0.00	0.00	0.00	534
535	10/28/2014	P	0.00	109.85	0.00	704.47	0.00	0.00	0.00	0.00	0.00	0.00	0.00	535
536	11/01/2014	O	238.00	0.00	0.00	704.47	0.00	0.00	0.00	0.00	0.00	0.00	0.00	536
537	11/12/2014	P	0.00	109.85	0.00	704.47	0.00	0.00	0.00	0.00	0.00	0.00	0.00	537
538	11/26/2014	P	0.00	109.85	0.00	704.47	0.00	0.00	0.00	0.00	0.00	0.00	0.00	538
539	12/01/2014	O	238.00	0.00	0.00	704.47	0.00	0.00	0.00	0.00	0.00	0.00	0.00	539
540	12/09/2014	P	0.00	109.85	0.00	704.47	0.00	0.00	0.00	0.00	0.00	0.00	0.00	540
541	12/24/2014	P	0.00	109.85	0.00	704.47	0.00	0.00	0.00	0.00	0.00	0.00	0.00	541
542	01/01/2015	O	238.00	0.00	0.00	704.47	0.00	0.00	0.00	0.00	0.00	0.00	0.00	542
543	01/06/2015	P	0.00	109.85	0.00	704.47	0.00	0.00	0.00	0.00	0.00	0.00	0.00	543
544	01/21/2015	P	0.00	109.85	0.00	704.47	0.00	0.00	0.00	0.00	0.00	0.00	0.00	544
545	02/01/2015	O	238.00	0.00	0.00	704.47	0.00	0.00	0.00	0.00	0.00	0.00	0.00	545
546	02/03/2015	P	0.00	109.85	0.00	704.47	0.00	0.00	0.00	0.00	0.00	0.00	0.00	546
547	02/17/2015	P	0.00	109.85	0.00	704.47	0.00	0.00	0.00	0.00	0.00	0.00	0.00	547
548	03/01/2015	O	238.00	0.00	0.00	704.47	0.00	0.00	0.00	0.00	0.00	0.00	0.00	548

Event Date	Event Type	Current Amount Due	NCP Paid	Unadjudicated Interest (On UA)		Unadjudicated Interest (On AA)		Adjudicated Interest		Unadjudicated Penalty		Adjudicated Penalty		
				Adjust Amount	Running Balance	Adjust Amount	Running Balance	Adjust Amount	Running Balance	Adjust Amount	Running Balance	Adjust Amount	Running Balance	
549 03/02/2015	P	0.00	109.85	0.00	704.47	0.00	0.00	0.00	0.00	0.00	0.00	0.00	0.00	549
550 03/16/2015	P	0.00	109.85	0.00	704.47	0.00	0.00	0.00	0.00	0.00	0.00	0.00	0.00	550
551 03/30/2015	P	0.00	109.85	0.00	704.47	0.00	0.00	0.00	0.00	0.00	0.00	0.00	0.00	551
552 04/01/2015	O	238.00	0.00	0.00	704.47	0.00	0.00	0.00	0.00	0.00	0.00	0.00	0.00	552
553 04/13/2015	P	0.00	109.85	0.00	704.47	0.00	0.00	0.00	0.00	0.00	0.00	0.00	0.00	553
554 04/21/2015	P	0.00	140.00	0.00	704.47	0.00	0.00	0.00	0.00	0.00	0.00	0.00	0.00	554
555 05/01/2015	O	238.00	0.00	0.00	704.47	0.00	0.00	0.00	0.00	0.00	0.00	0.00	0.00	555
556 05/26/2015	P	0.00	109.85	0.00	704.47	0.00	0.00	0.00	0.00	0.00	0.00	0.00	0.00	556
557 06/01/2015	O	238.00	0.00	0.00	704.47	0.00	0.00	0.00	0.00	0.00	0.00	0.00	0.00	557
558 06/08/2015	P	0.00	109.85	0.00	704.47	0.00	0.00	0.00	0.00	0.00	0.00	0.00	0.00	558
559 06/22/2015	P	0.00	109.85	0.00	704.47	0.00	0.00	0.00	0.00	0.00	0.00	0.00	0.00	559
560 07/01/2015	O	238.00	0.00	0.00	704.47	0.00	0.00	0.00	0.00	0.00	0.00	0.00	0.00	560
561 07/06/2015	P	0.00	109.85	0.00	704.47	0.00	0.00	0.00	0.00	0.00	0.00	0.00	0.00	561
562 07/20/2015	P	0.00	109.85	0.00	704.47	0.00	0.00	0.00	0.00	0.00	0.00	0.00	0.00	562
563 08/01/2015	O	238.00	0.00	0.00	704.47	0.00	0.00	0.00	0.00	0.00	0.00	0.00	0.00	563
564 08/03/2015	P	0.00	109.85	0.00	704.47	0.00	0.00	0.00	0.00	0.00	0.00	0.00	0.00	564
565 08/17/2015	P	0.00	109.85	0.00	704.47	0.00	0.00	0.00	0.00	0.00	0.00	0.00	0.00	565
566 09/01/2015	O	238.00	0.00	0.00	704.47	0.00	0.00	0.00	0.00	0.00	0.00	0.00	0.00	566
567 09/01/2015	P	0.00	109.85	0.00	704.47	0.00	0.00	0.00	0.00	0.00	0.00	0.00	0.00	567
568 09/14/2015	P	0.00	109.85	0.00	704.47	0.00	0.00	0.00	0.00	0.00	0.00	0.00	0.00	568
569 09/28/2015	P	0.00	109.85	0.00	704.47	0.00	0.00	0.00	0.00	0.00	0.00	0.00	0.00	569
570 10/01/2015	O	238.00	0.00	0.00	704.47	0.00	0.00	0.00	0.00	0.00	0.00	0.00	0.00	570
571 10/14/2015	P	0.00	109.85	0.00	704.47	0.00	0.00	0.00	0.00	0.00	0.00	0.00	0.00	571
572 10/26/2015	P	0.00	109.85	0.00	704.47	0.00	0.00	0.00	0.00	0.00	0.00	0.00	0.00	572
573 11/01/2015	O	238.00	0.00	0.00	704.47	0.00	0.00	0.00	0.00	0.00	0.00	0.00	0.00	573
574 11/09/2015	P	0.00	109.85	0.00	704.47	0.00	0.00	0.00	0.00	0.00	0.00	0.00	0.00	574
575 11/23/2015	P	0.00	109.85	0.00	704.47	0.00	0.00	0.00	0.00	0.00	0.00	0.00	0.00	575
576 12/01/2015	O	238.00	0.00	0.00	704.47	0.00	0.00	0.00	0.00	0.00	0.00	0.00	0.00	576
577 12/07/2015	P	0.00	109.85	0.00	704.47	0.00	0.00	0.00	0.00	0.00	0.00	0.00	0.00	577
578 12/21/2015	P	0.00	109.85	0.00	704.47	0.00	0.00	0.00	0.00	0.00	0.00	0.00	0.00	578
579 01/01/2016	O	238.00	0.00	0.00	704.47	0.00	0.00	0.00	0.00	0.00	0.00	0.00	0.00	579
580 01/01/2016	P	0.00	109.85	0.00	704.47	0.00	0.00	0.00	0.00	0.00	0.00	0.00	0.00	580
581 01/18/2016	P	0.00	109.85	0.00	704.47	0.00	0.00	0.00	0.00	0.00	0.00	0.00	0.00	581

Event Date	Event Type	Current Amount Due	NCP Paid	Unadjudicated Interest (On UA)		Unadjudicated Interest (On AA)		Adjudicated Interest		Unadjudicated Penalty		Adjudicated Penalty		
				Adjust Amount	Running Balance	Adjust Amount	Running Balance	Adjust Amount	Running Balance	Adjust Amount	Running Balance	Adjust Amount	Running Balance	
582	02/01/2016	O	238.00	0.00	704.47	0.00	0.00	0.00	0.00	0.00	0.00	0.00	0.00	582
583	02/01/2016	P	0.00	109.85	704.47	0.00	0.00	0.00	0.00	0.00	0.00	0.00	0.00	583
584	02/15/2016	P	0.00	109.85	704.47	0.00	0.00	0.00	0.00	0.00	0.00	0.00	0.00	584
585	02/29/2016	P	0.00	109.85	704.47	0.00	0.00	0.00	0.00	0.00	0.00	0.00	0.00	585
586	03/01/2016	O	238.00	0.00	704.47	0.00	0.00	0.00	0.00	0.00	0.00	0.00	0.00	586
587	03/14/2016	P	0.00	109.85	704.47	0.00	0.00	0.00	0.00	0.00	0.00	0.00	0.00	587
588	03/28/2016	P	0.00	109.85	704.47	0.00	0.00	0.00	0.00	0.00	0.00	0.00	0.00	588
589	04/01/2016	O	238.00	0.00	704.47	0.00	0.00	0.00	0.00	0.00	0.00	0.00	0.00	589
590	04/11/2016	P	0.00	109.85	704.47	0.00	0.00	0.00	0.00	0.00	0.00	0.00	0.00	590
591	04/25/2016	P	0.00	109.85	704.47	0.00	0.00	0.00	0.00	0.00	0.00	0.00	0.00	591
592	05/01/2016	O	238.00	0.00	704.47	0.00	0.00	0.00	0.00	0.00	0.00	0.00	0.00	592
593	05/09/2016	P	0.00	109.85	704.47	0.00	0.00	0.00	0.00	0.00	0.00	0.00	0.00	593
594	05/23/2016	P	0.00	109.85	704.47	0.00	0.00	0.00	0.00	0.00	0.00	0.00	0.00	594
595	06/01/2016	O	238.00	0.00	704.47	0.00	0.00	0.00	0.00	0.00	0.00	0.00	0.00	595
596	06/06/2016	P	0.00	109.85	704.47	0.00	0.00	0.00	0.00	0.00	0.00	0.00	0.00	596
597	06/20/2016	P	0.00	109.85	704.47	0.00	0.00	0.00	0.00	0.00	0.00	0.00	0.00	597
598	07/01/2016	O	238.00	0.00	704.47	0.00	0.00	0.00	0.00	0.00	0.00	0.00	0.00	598
599	07/05/2016	P	0.00	109.85	704.47	0.00	0.00	0.00	0.00	0.00	0.00	0.00	0.00	599
600	07/18/2016	P	0.00	109.85	704.47	0.00	0.00	0.00	0.00	0.00	0.00	0.00	0.00	600
601	08/01/2016	O	238.00	0.00	704.47	0.00	0.00	0.00	0.00	0.00	0.00	0.00	0.00	601
602	08/01/2016	P	0.00	109.85	704.47	0.00	0.00	0.00	0.00	0.00	0.00	0.00	0.00	602
603	08/15/2016	P	0.00	109.85	704.47	0.00	0.00	0.00	0.00	0.00	0.00	0.00	0.00	603
604	08/29/2016	P	0.00	109.85	704.47	0.00	0.00	0.00	0.00	0.00	0.00	0.00	0.00	604
605	09/01/2016	O	238.00	0.00	704.47	0.00	0.00	0.00	0.00	0.00	0.00	0.00	0.00	605
606	09/12/2016	P	0.00	109.85	704.47	0.00	0.00	0.00	0.00	0.00	0.00	0.00	0.00	606
607	09/26/2016	P	0.00	109.85	704.47	0.00	0.00	0.00	0.00	0.00	0.00	0.00	0.00	607
608	10/01/2016	O	238.00	0.00	704.47	0.00	0.00	0.00	0.00	0.00	0.00	0.00	0.00	608
609	10/10/2016	P	0.00	109.85	704.47	0.00	0.00	0.00	0.00	0.00	0.00	0.00	0.00	609
610	10/24/2016	P	0.00	109.85	704.47	0.00	0.00	0.00	0.00	0.00	0.00	0.00	0.00	610
611	11/01/2016	O	238.00	0.00	704.47	0.00	0.00	0.00	0.00	0.00	0.00	0.00	0.00	611
612	11/07/2016	P	0.00	109.85	704.47	0.00	0.00	0.00	0.00	0.00	0.00	0.00	0.00	612
613	11/21/2016	P	0.00	109.85	704.47	0.00	0.00	0.00	0.00	0.00	0.00	0.00	0.00	613
614	12/01/2016	O	238.00	0.00	704.47	0.00	0.00	0.00	0.00	0.00	0.00	0.00	0.00	614

Event Date	Event Type	Current Amount Due	NCP Paid	Unadjudicated Interest (On UA)		Unadjudicated Interest (On AA)		Adjudicated Interest		Unadjudicated Penalty		Adjudicated Penalty	
				Adjust Amount	Running Balance	Adjust Amount	Running Balance	Adjust Amount	Running Balance	Adjust Amount	Running Balance	Adjust Amount	Running Balance
615	12/05/2016	P	0.00	704.47	0.00	0.00	0.00	0.00	0.00	0.00	0.00	0.00	0.00
616	12/19/2016	P	0.00	704.47	0.00	0.00	0.00	0.00	0.00	0.00	0.00	0.00	0.00
617	01/01/2017	O	238.00	704.47	0.00	0.00	0.00	0.00	0.00	0.00	0.00	0.00	0.00
618	01/03/2017	P	0.00	704.47	0.00	0.00	0.00	0.00	0.00	0.00	0.00	0.00	0.00
619	01/17/2017	P	0.00	704.47	0.00	0.00	0.00	0.00	0.00	0.00	0.00	0.00	0.00
620	01/30/2017	P	0.00	704.47	0.00	0.00	0.00	0.00	0.00	0.00	0.00	0.00	0.00
621	02/01/2017	O	238.00	704.47	0.00	0.00	0.00	0.00	0.00	0.00	0.00	0.00	0.00
622	02/13/2017	P	0.00	704.47	0.00	0.00	0.00	0.00	0.00	0.00	0.00	0.00	0.00
623	02/27/2017	P	0.00	704.47	0.00	0.00	0.00	0.00	0.00	0.00	0.00	0.00	0.00
624	03/01/2017	O	238.00	704.47	0.00	0.00	0.00	0.00	0.00	0.00	0.00	0.00	0.00
625	03/13/2017	P	0.00	704.47	0.00	0.00	0.00	0.00	0.00	0.00	0.00	0.00	0.00
626	03/27/2017	P	0.00	704.47	0.00	0.00	0.00	0.00	0.00	0.00	0.00	0.00	0.00
627	04/01/2017	O	238.00	704.47	0.00	0.00	0.00	0.00	0.00	0.00	0.00	0.00	0.00
628	04/10/2017	P	0.00	704.47	0.00	0.00	0.00	0.00	0.00	0.00	0.00	0.00	0.00
629	04/24/2017	P	0.00	704.47	0.00	0.00	0.00	0.00	0.00	0.00	0.00	0.00	0.00
630	05/01/2017	O	238.00	704.47	0.00	0.00	0.00	0.00	0.00	0.00	0.00	0.00	0.00
631	05/08/2017	P	0.00	704.47	0.00	0.00	0.00	0.00	0.00	0.00	0.00	0.00	0.00
632	05/22/2017	P	0.00	704.47	0.00	0.00	0.00	0.00	0.00	0.00	0.00	0.00	0.00
633	06/01/2017	O	238.00	704.47	0.00	0.00	0.00	0.00	0.00	0.00	0.00	0.00	0.00
634	06/05/2017	P	0.00	704.47	0.00	0.00	0.00	0.00	0.00	0.00	0.00	0.00	0.00
635	06/30/2017	M	0.00	704.71	0.24	0.00	0.00	0.00	0.00	0.00	0.00	0.00	0.00
636	07/01/2017	O	238.00	704.71	0.00	0.00	0.00	0.00	0.00	0.00	0.00	0.00	0.00
637	07/19/2017	P	0.00	704.71	0.00	0.00	0.00	0.00	0.00	0.00	0.00	0.00	0.00
638	07/24/2017	P	0.00	704.71	0.00	0.00	0.00	0.00	0.00	0.00	0.00	0.00	0.00
639	07/31/2017	M	0.00	704.96	0.25	0.00	0.00	0.00	0.00	0.00	0.00	0.00	0.00
640	08/01/2017	O	238.00	704.96	0.00	0.00	0.00	0.00	0.00	0.00	0.00	0.00	0.00
641	08/25/2017	P	0.00	704.96	0.00	0.00	0.00	0.00	0.00	0.00	0.00	0.00	0.00
642	08/31/2017	M	0.00	705.20	0.24	0.00	0.00	0.00	0.00	0.00	0.00	0.00	0.00
643	09/01/2017	O	238.00	705.20	0.00	0.00	0.00	0.00	0.00	0.00	0.00	0.00	0.00
644	09/30/2017	M	0.00	706.68	1.48	0.00	0.00	0.00	0.00	23.80	0.00	0.00	0.00
645	10/01/2017	O	238.00	706.68	0.00	0.00	0.00	0.00	0.00	0.00	0.00	0.00	0.00
646	10/31/2017	M	0.00	709.40	2.72	0.00	0.00	0.00	0.00	23.80	0.00	0.00	0.00
647	11/01/2017	O	238.00	709.40	0.00	0.00	0.00	0.00	0.00	0.00	0.00	0.00	0.00

Event Date	Event Type	Current Amount Due	NCP Paid	Unadjudicated Interest (On UA)		Unadjudicated Interest (On AA)		Adjudicated Interest		Unadjudicated Penalty		Adjudicated Penalty	
				Adjust Amount	Running Balance	Adjust Amount	Running Balance	Adjust Amount	Running Balance	Adjust Amount	Running Balance	Adjust Amount	Running Balance
648 11/30/2017	M	0.00	0.00	3.96	713.36	0.00	0.00	0.00	0.00	23.80	71.40	0.00	0.00
649 12/01/2017	O	238.00	0.00	0.00	713.36	0.00	0.00	0.00	0.00	0.00	71.40	0.00	0.00
650 12/31/2017	M	0.00	0.00	5.20	718.56	0.00	0.00	0.00	0.00	23.80	95.20	0.00	0.00
651 01/01/2018	O	238.00	0.00	0.00	718.56	0.00	0.00	0.00	0.00	0.00	95.20	0.00	0.00
652 01/31/2018	M	0.00	0.00	6.70	725.26	0.00	0.00	0.00	0.00	23.80	119.00	0.00	0.00
653 02/01/2018	O	238.00	0.00	0.00	725.26	0.00	0.00	0.00	0.00	0.00	119.00	0.00	0.00
654 02/09/2018	P	0.00	1031.00	0.00	725.26	0.00	0.00	0.00	0.00	0.00	119.00	0.00	0.00
655 02/28/2018	M	0.00	0.00	2.40	727.66	0.00	0.00	0.00	0.00	23.80	142.80	0.00	0.00
656 03/01/2018	O	238.00	0.00	0.00	727.66	0.00	0.00	0.00	0.00	0.00	142.80	0.00	0.00
657 03/31/2018	M	0.00	0.00	3.69	731.35	0.00	0.00	0.00	0.00	23.80	166.60	0.00	0.00
658 04/01/2018	O	238.00	0.00	0.00	731.35	0.00	0.00	0.00	0.00	0.00	166.60	0.00	0.00
659 04/30/2018	M	0.00	0.00	4.98	736.33	0.00	0.00	0.00	0.00	23.80	190.40	0.00	0.00
660 05/01/2018	O	238.00	0.00	0.00	736.33	0.00	0.00	0.00	0.00	0.00	190.40	0.00	0.00
661 05/31/2018	M	0.00	0.00	6.27	742.60	0.00	0.00	0.00	0.00	23.80	214.20	0.00	0.00
662 06/01/2018	O	238.00	0.00	0.00	742.60	0.00	0.00	0.00	0.00	0.00	214.20	0.00	0.00
663 06/30/2018	M	0.00	0.00	7.56	750.16	0.00	0.00	0.00	0.00	23.80	238.00	0.00	0.00
Totals:		\$42126.00	\$40921.22	\$0.00	\$750.16	\$0.00	\$0.00	\$0.00	\$0.00	\$0.00	\$238.00	\$0.00	\$0.00

Total Unadjudicated Interest on UA: \$750.16
Total Unadjudicated Interest on AA: \$0.00
Total Adjudicated Interest: \$0.00
Total Interest: \$750.16

Total Unadjudicated Penalty: \$238.00
Total Adjudicated Penalty: \$0.00
Total Penalty: \$238.00

Total Arrears: \$1395.51
Total Interest: \$750.16
Total Penalty: \$238.00
Grand Total: \$2383.67

COPY

CERTIFIED COPY

The document to which this certificate is attached is a full, true and correct copy of the original in file and of record in my office.

DATE 8-17-18

BOBBIE R. WILLIAMS Clerk of Court
of the State of Nevada, in and for the County of Douglas,

By *Andrew* Deputy

RECEIVED
AUG 28 2018
STATE OF NEVADA
CHILD SUPPORT PROGRAM