



00085851201909249170420423

KAREN ELLISON, RECORDER

1
2
3
4
5
6
7
8
9
10
11
12
13
14
15
16
17
18
19
20
21
22
23
24
25
26
27
28

APN # _____

Recording Requested by and returned to:

(for Recorder's use only)

Name: Division of Welfare and Supportive Services
Child Support Enforcement
Address: 300 E. Second St., Ste. 1200
City/State/Zip: Reno, NV 89501-1580

- Release of Lien (RELN)
- Judgment and Order
- Stipulation and Order
- Other:

OBLIGOR'S NAME: DANIEL SANCHEZ ZEPEDA

UPI #: 119-14-3100C

This page added to provide additional information required by NRS 111.312 Sections 1-2.
(Additional recording fee applies.)

This cover page must be typed or printed.

1 CASE NO. 12-PA-0009

2 DEPT. NO. II

3 **IN THE NINTH JUDICIAL DISTRICT COURT OF THE STATE OF NEVADA**

4 **IN AND FOR THE COUNTY OF DOUGLAS**

5 SUMMER J. BRYANT
6 Obligees,


AFFIDAVIT OF RECORDATION


7 Vs.

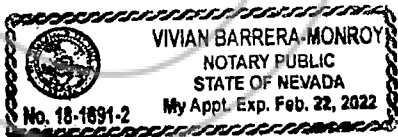
8 DANIEL SANCHEZ ZEPEDA
9 Obligor

10 I, Desirae Hardy, hereby swear and affirm under penalty of perjury that the following assertions are true:

- 11 1. That affiant is, and at all times mentioned herein was, a citizen of the State of Nevada, over the
- 12 age of twenty-one years of age, and an employee of the Division of Welfare and Supportive
- 13 Services Child Support Enforcement Office managing the legal process under Case Number
- 14 119-14-3100C.
- 15 2. That this affidavit and Judgment and Order is being filed pursuant to NRS125B.142 and
- 16 NRS17.150, and when so recorded shall become a lien upon all the real property of the Obligor.
- 17 3. That the Obligor's name is Daniel Sanchez Zepeda, whose address, Social Security number and
- 18 date of birth is confidential on file with the Division of Welfare and Supportive Services Child
- 19 Support Enforcement Office.
- 20 4. That attached hereto is a certified copy of the Judgment and Order filed on September 26, 2018.

21 
22 Desirae Hardy
23 Administrative Assistant II

24 State of Nevada, County of Washoe
25 Subscribed and sworn before me this
26 17 day of January, 2019
27 
28 NOTARY PUBLIC



INSTRUCTIONS TO RECORDER

Obligor: DANIEL SANCHEZ ZEPEDA

Obligee: SUMMER J. BRYANT

Date: January 17, 2019

From: Desirae Hardy, Administrative Assistant II, Division of Welfare and Supportive
Services Child Support Enforcement Office

Enclosed: Certified copy of Child Support Judgment and Order

In accordance with NRS125B.142 and NRS17.150, on the behalf of the Division please record the
attached Affidavit and Judgment and Order at the request of the Division of Welfare and Supportive
Services Child Support Enforcement Office.

Please note: If the judgment is a Stipulation and Order, they should be recorded as one document.

Thank you for your assistance. If you have any questions or concerns, please call me at
(775) 448-5178.

COPY

RECEIVED

SEP 25 2018

Douglas County District Court Clerk

FILED

2018 SEP 26 PM 4:34

BOBBIE R. WILLIAMS
CLERK

BY NEWTON DEPUTY

1 Case No. 12-PA-0009

2 Dept No. II

6 IN THE NINTH JUDICIAL DISTRICT COURT OF THE STATE OF NEVADA

7 IN AND FOR THE COUNTY OF DOUGLAS

9 SUMMER J. BRYANT
10 Oblige,

11 Vs.

12 DANIEL SANCHEZ ZEPEDA
13 Obligor,

14 JUDGMENT AND ORDER

15 *The undersigned does hereby affirm this document does not contain the social security number of any*
16 *person, pursuant to NRS 239B.030.*

17 This matter was heard on August 17, 2018. The Court Master with the following persons was
18 present:

19 Oblige: Present

20 Obligor: Present, via telephone

21 Presented by: Perla Martinez Division of Welfare and Support Services
22 Child Support Enforcement

23 After considering all the evidence, the Master hereby makes the following Findings and

24 Recommendations:

25 The Obligor is the parent of the following child:

26 NAME

DOB

27 KYLA DAVIE BRYANT

DECEMBER 29, 2010

1 Obligor's gross monthly earnings are \$3,232.00. Pursuant to the formula prescribed
2 within NRS 125B.070, 18% of those earnings, the state calculates a support obligation
3 in the sum of \$582.00. Gross monthly income based on Per previous order.

4 The child support amount recommended by the Court Master (set out in paragraph 1
5 below) deviates from the statutory percentage under NRS 125B.080, based on the
6 following factors: The support of two other minor children.

7 RECOMMENDED ORDER IS:

8 1. Ongoing support is ordered in the amount of \$300.00 per month beginning
9 August 1, 2018. The obligation for Child Support continues until the child turns 18
10 years of age, or until the child turns 19 years of age if the child is enrolled in High
11 School. However, this obligation to support a child is affected by a child's ability to
12 live on their own (NRS129.080 to 129.140 – legal emancipation) or when applicable,
13 continued financial support beyond the age of majority per NRS125B.110.

14 2. The Obligor is responsible for **child support** arrears for the period of
15 April 1, 2013 through July 31, 2018.

16 A judgment is entered against the Obligor for **child support** arrears as follows:

17 Principal in the amount of \$4,569.23

18 Interest in the amount of \$1,012.77

19 Penalty in the amount of \$326.82

20 For a total judgment of \$5,908.82 to be repaid at \$50.00 per month beginning August 1, 2018.

21 All payments MUST be made in the form of a money order, cashier's check or business check
22 and payable to **STATE COLLECTION AND DISBURSEMENT UNIT (SCaDU)** and sent
23 to:

24 **STATE COLLECTION AND DISBURSEMENT UNIT (SCaDU)**
25 **P.O. BOX 98950**
26 **LAS VEGAS, NV 89193-89501**

27 The following information must be included with each payment:

28 A. Name (first, middle, last) of person responsible for paying child support.

B. Social Security Number of person responsible for paying child support.

1 C. Child support case number 119-14-3100C listed on each payment.

2 D. Name of custodian (first and last name of person receiving child support).

3 **PAYMENT OF SUPPORT IS TO BE AS PROVIDED HEREIN, AND THE GIVING OF**
4 **GIFTS, OF MAKING PURCHASES OF FOOD, CLOTHING AND THE LIKE WILL**
5 **NOT FULFILL THE OBLIGATION. NOTICE: NO CREDIT WILL BE GIVEN FOR**
6 **PAYMENTS PAID DIRECTLY TO THE OBLIGEE.**

7 3. All payments shall be made by immediate income withholding. If your full obligation
8 is not met by the amount withheld by your employer, you are responsible to pay the
9 difference between your court ordered obligation and the amount withheld by your
10 employer directly to the STATE COLLECTION AND DISBURSEMENT UNIT
11 (SCaDU). If you fail to do so you will be subject to the assessment of penalties and
12 interest. You may avoid these additional costs by making your current child support
13 payments each month.

14 4. The Obligee shall provide health insurance coverage for the child when available
15 through employment or group policy under a plan that is reasonable in cost as defined in
16 NRS 125B.085 and Obligor shall pay \$0.00 per month for health insurance premium
17 (medical cash) effective August 1, 2018. Medical costs incurred for the above-referenced
18 period have not yet been determined. The State's rights to recover said costs are not
19 waived by way of this order.

20 5. Pursuant to NRS 125B.080(7), expenses for health care which are not reimbursed
21 through insurance, including expenses for medical, surgical, dental, orthodontic and
22 optical expenses, must be shared equally by both parents.

23 6. The Obligor shall keep the Division of Welfare and Supportive Services informed of
24 any change regarding current residential and/or mailing address, employment and of
25 access to health insurance coverage in WRITING (including health insurance policy
26 information) within 10 days of such change.

27 7. Obligor shall be responsible for ALL child support and judgment payments due.

28 Payment is to be made directly to the STATE COLLECTION AND

1 DISBURSEMENT UNIT (SCaDU). At any time withholding does not occur, Obligor
2 must make voluntary payments to the STATE COLLECTION AND DISBURSEMENT
3 UNIT (SCaDU).

4 8. Effective July 1, 2004 simple interest will accrue on all adjudicated arrears balances
5 (including payment in lieu of medical insurance) and spousal support balances, for
6 cases with a Nevada controlling order pursuant to NRS 99.040. Interest assessed by a
7 judgment of the court prior to July 1, 2004 will be enforced. Interest on the judgment
8 shall accrue at the rate established by NRS 125B.140(2)(c)(1).

9 9. Pursuant to NRS 125B.095, a late fee/penalty of 10% (ten percent) of the unpaid
10 monthly child support amount will be added to the arrears balance of the Obligor if the
11 Obligor becomes delinquent in the amount owed for one month's support.

12 10. The State of Nevada has continuing exclusive jurisdiction for enforcement and
13 modification purposes pursuant to the Full Faith and Credit for Child Support Orders
14 Act.

15 11. The Master finds that these Recommendations are in the best interest of the child.

16 It is further ordered that: See page 2, lines: 4-6. Obligor will need to call the Child Support
17 Division by end of October 2018 if he has not found employment and would like to request
18 a modification. CW

19 ///
20 ///
21 ///
22 ///
23 ///
24 ///
25 ///
26 ///
27 ///
28 ///

SUPPORT OBLIGATION BREAKDOWN AS FOLLOWS:

Child Support.....\$300.00 Effective August 1, 2018
Child Support Arrearages..... \$50.00 Effective August 1, 2018
Medical Cash.....\$0.00 Effective August 1, 2018
TOTAL PAYMENT..... \$350.00

Pursuant to NRS 125B.145 this Order may be reviewed every three (3) years and is subject to future modifications.

Unless a stay of this Order is obtained from District Court, all enforcement procedures including, but not limited to wage withholding, garnishment, liens and the attachment of federal income tax returns will be undertaken upon entry of this order.

IT IS SO RECOMMENDED.

This 22 day of August, 2018.



COURT MASTER

1 **NOTICE OF RIGHT TO WAIVE OBJECTION**

- 2 The Obligor waives the ten (10) days for objection to the Master's Report, and
 3 this report may be submitted to the District Court immediately.
- 4 The Obligee waives the ten (10) days for objection to the Master's Report, and
 5 this report may be submitted to the District Court immediately.

6 Receipt of the Master's Recommendation is acknowledged by my signature below.

7 _____
Daniel Sanchez Zepeda, Obligor

8 _____
Summer J. Bryant, Obligee

9 **NOTICE OF RIGHT TO OBJECTION**

10 Objections are governed by NRS 425.3844. You have 10 (ten) days from receipt of this
 11 recommendation to file your objection. A failure to file and serve a written objection will
 12 result in final Judgment being ordered by District Court.

13 Objections to this Order **must be filed** with the Ninth Judicial District Court of the State of
 14 Nevada and **served upon** the other party and the Division of Welfare and Supportive
 15 Services at 300 East Second Street Suite 1200, Reno, NV 89501.

16 You must submit your objection to the Court Clerk for filing by submitting your original
 17 objection and two copies. Legal advice regarding your objection will not be provided.

18 For information on obtaining a objection packet or the objection process please call the
 19 **Division of Welfare and Supportive Services at (775) 448-5150 located at 300 East
 20 Second Street Suite 1200, Reno, NV 89501.**

21 **ORDER**

22 The Court, having reviewed the above and foregoing Master's Report prepared by the Court

23 Master and,

- 24 The Obligor having waived the right to object thereto.
- 25 No timely objection having been filed hereto.

26 **IT IS HEREBY ORDERED that the Master's Findings and Recommendations are
 27 affirmed and adopted.**

28 Dated: September 26, 2018.



DISTRICT JUDGE

1 Case No. 12-PA-0009

2 Dept No. II

3
4 IN THE NINTH JUDICIAL DISTRICT COURT OF THE STATE OF NEVADA

5 IN AND FOR THE COUNTY OF DOUGLAS

6
7 SUMMER J. BRYANT
8 Obligee,

9 Vs.

10 DANIEL SANCHEZ ZEPEDA
11 Obligor

12 CERTIFICATE OF MAILING

13 Pursuant to NRCP 5(b), I certify that on this date I deposited for mailing, postage
14 prepaid, at Reno, Nevada, a true copy of the attached document addressed to:

15
16 DANIEL SANCHEZ ZEPEDA
17 CONFIDENTIAL
18 IN FILE

19 SUMMER J. BRYANT
20 CONFIDENTIAL
21 IN FILE

22 DATED: SEPTEMBER 6TH, 2018

23
24 SIGNED: *Martin Hernandez*
25 MARTIN HERNANDEZ
26 ADMINISTRATIVE ASSISTANT II

27 DOCUMENTS: JUDGMENT AND ORDER
28 CASE NO. 12-PA-0009

Custodian Financial Audit (part 1 of 2)

Run Date: 08/10/2018
Run Time: 12:28 PM

NCP Name: Zepeda , Daniel
CST Name: Bryant, Summer

Case ID: 119143100C
Docket#: 12-PA-0009

Office: 03

Prepared By: PMARTINE
Last Updated By: PMARTINE

Prepared By Date: 08/10/2018
Last Updated By Date: 08/10/2018

Provision Type: Child Support

Event Date	Event Type	Current Amount Due	NCP Paid	Unadjudicated Arrears		Adjudicated Arrears	
				Adjustment Amount	Running Balance	Adjustment Amount	Running Balance
04/01/2013	J	0.00	0.00	0.00	0.00	2100.00	2100.00
04/01/2013	O	300.00	0.00	300.00	300.00	0.00	2100.00
04/30/2013	M	0.00	0.00	0.00	300.00	0.00	2100.00
05/01/2013	O	300.00	0.00	300.00	600.00	0.00	2100.00
05/31/2013	M	0.00	0.00	0.00	600.00	0.00	2100.00
06/01/2013	O	300.00	0.00	300.00	900.00	0.00	2100.00
06/10/2013	P	0.00	246.43	-246.43	653.57	0.00	2100.00
06/10/2013	P	0.00	78.57	-53.57	600.00	-25.00	2075.00
06/30/2013	M	0.00	0.00	0.00	600.00	0.00	2075.00
07/01/2013	O	300.00	0.00	300.00	900.00	0.00	2075.00
07/11/2013	P	0.00	217.85	-217.85	682.15	0.00	2075.00
07/11/2013	P	0.00	82.15	-82.15	600.00	0.00	2075.00
07/31/2013	M	0.00	0.00	0.00	600.00	0.00	2075.00
08/01/2013	O	300.00	0.00	300.00	900.00	0.00	2075.00
08/05/2013	P	0.00	82.15	-82.15	817.85	0.00	2075.00
08/05/2013	P	0.00	242.85	-217.85	600.00	-25.00	2050.00
08/31/2013	M	0.00	0.00	0.00	600.00	0.00	2050.00
09/01/2013	O	300.00	0.00	300.00	900.00	0.00	2050.00
09/09/2013	P	0.00	246.43	-246.43	653.57	0.00	2050.00
09/09/2013	P	0.00	78.57	-53.57	600.00	-25.00	2025.00
09/30/2013	M	0.00	0.00	0.00	600.00	0.00	2025.00

EXHIBIT A

Event Date	Event Type	Current Amount Due	NCP Paid	Unadjudicated Arrears		Adjudicated Arrears			
				Adjustment Amount	Running Balance	Adjustment Amount	Running Balance		
22	10/01/2013	O	300.00	0.00	300.00	900.00	0.00	2025.00	22
23	10/07/2013	P	0.00	-82.15	-82.15	817.85	0.00	2025.00	23
24	10/07/2013	P	0.00	-217.85	-217.85	600.00	-25.00	2000.00	24
25	10/31/2013	M	0.00	0.00	0.00	600.00	0.00	2000.00	25
26	11/01/2013	O	300.00	0.00	300.00	900.00	0.00	2000.00	26
27	11/12/2013	P	0.00	-234.57	-234.57	665.43	0.00	2000.00	27
28	11/12/2013	P	0.00	-65.43	-65.43	600.00	-15.07	1984.93	28
29	11/30/2013	M	0.00	0.00	0.00	600.00	0.00	1984.93	29
30	12/01/2013	O	300.00	0.00	300.00	900.00	0.00	1984.93	30
31	12/09/2013	P	0.00	-246.43	-246.43	653.57	0.00	1984.93	31
32	12/09/2013	P	0.00	-53.57	-53.57	600.00	-25.00	1959.93	32
33	12/31/2013	M	0.00	0.00	0.00	600.00	0.00	1959.93	33
34	01/01/2014	O	300.00	0.00	300.00	900.00	0.00	1959.93	34
35	01/09/2014	P	0.00	-82.15	-82.15	817.85	0.00	1959.93	35
36	01/09/2014	P	0.00	-217.85	-217.85	600.00	-25.74	1934.19	36
37	01/31/2014	M	0.00	0.00	0.00	600.00	0.00	1934.19	37
38	02/01/2014	O	300.00	0.00	300.00	900.00	0.00	1934.19	38
39	02/07/2014	P	0.00	-116.78	-116.78	783.22	0.00	1934.19	39
40	02/07/2014	P	0.00	-65.72	-65.72	717.50	0.00	1934.19	40
41	02/28/2014	M	0.00	0.00	0.00	717.50	0.00	1934.19	41
42	03/01/2014	O	300.00	0.00	300.00	1017.50	0.00	1934.19	42
43	03/10/2014	P	0.00	-246.43	-246.43	771.07	0.00	1934.19	43
44	03/10/2014	P	0.00	-53.57	-53.57	717.50	-27.50	1906.69	44
45	03/31/2014	M	0.00	0.00	0.00	717.50	0.00	1906.69	45
46	04/01/2014	O	300.00	0.00	300.00	1017.50	0.00	1906.69	46
47	04/07/2014	P	0.00	-76.54	-76.54	940.96	0.00	1906.69	47
48	04/07/2014	P	0.00	-223.46	-223.46	717.50	-27.52	1879.17	48
49	04/30/2014	M	0.00	0.00	0.00	717.50	0.00	1879.17	49
50	05/01/2014	O	300.00	0.00	300.00	1017.50	0.00	1879.17	50
51	05/07/2014	P	0.00	-84.56	-84.56	932.94	0.00	1879.17	51
52	05/07/2014	P	0.00	-215.44	-215.44	717.50	-27.51	1851.66	52
53	05/31/2014	M	0.00	0.00	0.00	717.50	0.00	1851.66	53
54	06/01/2014	O	300.00	0.00	300.00	1017.50	0.00	1851.66	54
55	06/12/2014	P	0.00	-84.56	-84.56	932.94	0.00	1851.66	55

Event Date	Event Type	Current Amount Due	NCP Paid	Unadjudicated Arrears		Adjudicated Arrears			
				Adjustment Amount	Running Balance	Adjustment Amount	Running Balance		
56	06/12/2014	P	0.00	242.94	-215.44	717.50	-27.50	1824.16	56
57	06/30/2014	M	0.00	0.00	0.00	717.50	0.00	1824.16	57
58	07/01/2014	O	300.00	0.00	300.00	1017.50	0.00	1824.16	58
59	07/11/2014	P	0.00	66.49	-66.49	951.01	0.00	1824.16	59
60	07/11/2014	P	0.00	33.24	-33.24	917.77	0.00	1824.16	60
61	07/31/2014	M	0.00	0.00	0.00	917.77	0.00	1824.16	61
62	08/01/2014	O	300.00	0.00	300.00	1217.77	0.00	1824.16	62
63	08/08/2014	P	0.00	119.77	-119.77	1098.00	0.00	1824.16	63
64	08/08/2014	P	0.00	84.56	-84.56	1013.44	0.00	1824.16	64
65	08/31/2014	M	0.00	0.00	0.00	1013.44	0.00	1824.16	65
66	09/01/2014	O	300.00	0.00	300.00	1313.44	0.00	1824.16	66
67	09/12/2014	P	0.00	84.56	-84.56	1228.88	0.00	1824.16	67
68	09/12/2014	P	0.00	111.51	-111.51	1117.37	0.00	1824.16	68
69	09/30/2014	M	0.00	0.00	0.00	1117.37	0.00	1824.16	69
70	10/01/2014	O	300.00	0.00	300.00	1417.37	0.00	1824.16	70
71	10/13/2014	P	0.00	250.98	-250.98	1166.39	0.00	1824.16	71
72	10/13/2014	P	0.00	76.69	-49.02	1117.37	-27.67	1796.49	72
73	10/31/2014	M	0.00	0.00	0.00	1117.37	0.00	1796.49	73
74	11/01/2014	O	300.00	0.00	300.00	1417.37	0.00	1796.49	74
75	11/07/2014	P	0.00	250.98	-250.98	1166.39	0.00	1796.49	75
76	11/07/2014	P	0.00	76.68	-49.02	1117.37	-27.66	1768.83	76
77	11/30/2014	M	0.00	0.00	0.00	1117.37	0.00	1768.83	77
78	12/01/2014	O	300.00	0.00	300.00	1417.37	0.00	1768.83	78
79	12/09/2014	P	0.00	243.10	-243.10	1174.27	0.00	1768.83	79
80	12/09/2014	P	0.00	84.56	-56.90	1117.37	-27.66	1741.17	80
81	12/31/2014	M	0.00	0.00	0.00	1117.37	0.00	1741.17	81
82	01/01/2015	O	300.00	0.00	300.00	1417.37	0.00	1741.17	82
83	01/08/2015	P	0.00	84.56	-84.56	1332.81	0.00	1741.17	83
84	01/08/2015	P	0.00	243.09	-215.44	1117.37	-27.65	1713.52	84
85	01/31/2015	M	0.00	0.00	0.00	1117.37	0.00	1713.52	85
86	02/01/2015	O	300.00	0.00	300.00	1417.37	0.00	1713.52	86
87	02/13/2015	P	0.00	57.19	-57.19	1360.18	0.00	1713.52	87
88	02/13/2015	P	0.00	114.38	-114.38	1245.80	0.00	1713.52	88
89	02/28/2015	M	0.00	0.00	0.00	1245.80	0.00	1713.52	89

Event Date	Event Type	Current Amount Due	NCP Paid	Unjudicated Arrears		Adjudicated Arrears		
				Adjustment Amount	Running Balance	Adjustment Amount	Running Balance	
90	03/01/2015	O	300.00	0.00	1545.80	0.00	1713.52	90
91	03/09/2015	P	0.00	-98.04	1447.76	0.00	1713.52	91
92	03/09/2015	P	0.00	-49.02	1398.74	0.00	1713.52	92
93	03/30/2015	P	0.00	-30.02	1368.72	0.00	1713.52	93
94	03/30/2015	P	0.00	-60.05	1308.67	0.00	1713.52	94
95	03/31/2015	M	0.00	0.00	1308.67	0.00	1713.52	95
96	04/01/2015	O	300.00	300.00	1608.67	0.00	1713.52	96
97	04/27/2015	P	0.00	-69.12	1539.55	0.00	1713.52	97
98	04/27/2015	P	0.00	-39.83	1499.72	0.00	1713.52	98
99	04/27/2015	P	0.00	-68.63	1431.09	0.00	1713.52	99
100	04/30/2015	M	0.00	0.00	1431.09	0.00	1713.52	100
101	05/01/2015	O	300.00	300.00	1731.09	0.00	1713.52	101
102	05/18/2015	P	0.00	-68.63	1662.46	0.00	1713.52	102
103	05/18/2015	P	0.00	-69.12	1593.34	0.00	1713.52	103
104	05/18/2015	P	0.00	-39.83	1553.51	0.00	1713.52	104
105	05/31/2015	M	0.00	0.00	1553.51	0.00	1713.52	105
106	06/01/2015	O	300.00	300.00	1853.51	0.00	1713.52	106
107	06/03/2015	P	0.00	-69.12	1784.39	0.00	1713.52	107
108	06/03/2015	P	0.00	-39.83	1744.56	0.00	1713.52	108
109	06/03/2015	P	0.00	-68.63	1675.93	0.00	1713.52	109
110	06/15/2015	P	0.00	-39.83	1636.10	0.00	1713.52	110
111	06/15/2015	P	0.00	-68.62	1567.48	0.00	1713.52	111
112	06/15/2015	P	0.00	-13.97	1553.51	-25.00	1688.52	112
113	06/30/2015	M	0.00	0.00	1553.51	0.00	1688.52	113
114	07/01/2015	O	300.00	300.00	1853.51	0.00	1688.52	114
115	07/02/2015	P	0.00	-39.83	1813.68	0.00	1688.52	115
116	07/02/2015	P	0.00	-68.63	1745.05	0.00	1688.52	116
117	07/02/2015	P	0.00	-69.12	1675.93	0.00	1688.52	117
118	07/27/2015	P	0.00	-91.08	1584.85	0.00	1688.52	118
119	07/27/2015	P	0.00	-31.34	1553.51	-48.01	1640.51	119
120	07/27/2015	P	0.00	0.00	1553.51	-79.65	1560.86	120
121	07/31/2015	M	0.00	0.00	1553.51	0.00	1560.86	121
122	08/01/2015	O	300.00	300.00	1853.51	0.00	1560.86	122
123	08/20/2015	P	0.00	-68.63	1784.88	0.00	1560.86	123

Event Date	Event Type	Current Amount Due	NCP Paid	Unadjudicated Arrears		Adjudicated Arrears			
				Adjustment Amount	Running Balance	Adjustment Amount	Running Balance		
124	08/20/2015	P	0.00	69.12	-69.12	1715.76	0.00	1560.86	124
125	08/20/2015	P	0.00	39.83	-39.83	1675.93	0.00	1560.86	125
126	08/31/2015	P	0.00	42.89	-42.89	1633.04	0.00	1560.86	126
127	08/31/2015	P	0.00	42.89	-42.89	1590.15	0.00	1560.86	127
128	08/31/2015	P	0.00	24.51	-24.51	1565.64	0.00	1560.86	128
129	08/31/2015	M	0.00	0.00	0.00	1565.64	0.00	1560.86	129
130	09/01/2015	O	300.00	0.00	300.00	1865.64	0.00	1560.86	130
131	09/18/2015	P	0.00	69.12	-69.12	1796.52	0.00	1560.86	131
132	09/18/2015	P	0.00	68.63	-68.63	1727.89	0.00	1560.86	132
133	09/18/2015	P	0.00	39.83	-39.83	1688.06	0.00	1560.86	133
134	09/25/2015	P	0.00	68.62	-68.62	1619.44	0.00	1560.86	134
135	09/25/2015	P	0.00	61.61	-53.80	1565.64	-7.81	1553.05	135
136	09/25/2015	P	0.00	17.19	0.00	1565.64	-17.19	1535.86	136
137	09/30/2015	M	0.00	0.00	0.00	1565.64	0.00	1535.86	137
138	10/01/2015	O	300.00	0.00	300.00	1865.64	0.00	1535.86	138
139	10/13/2015	P	0.00	56.31	-56.31	1809.33	0.00	1535.86	139
140	10/13/2015	P	0.00	56.32	-56.32	1753.01	0.00	1535.86	140
141	10/13/2015	P	0.00	39.83	-39.83	1713.18	0.00	1535.86	141
142	10/31/2015	M	0.00	0.00	0.00	1713.18	0.00	1535.86	142
143	11/01/2015	O	300.00	0.00	300.00	2013.18	0.00	1535.86	143
144	11/02/2015	P	0.00	16.38	-16.38	1996.80	0.00	1535.86	144
145	11/02/2015	P	0.00	16.38	-16.38	1980.42	0.00	1535.86	145
146	11/02/2015	P	0.00	16.38	-16.38	1964.04	0.00	1535.86	146
147	11/13/2015	P	0.00	39.83	-39.83	1924.21	0.00	1535.86	147
148	11/13/2015	P	0.00	69.12	-69.12	1855.09	0.00	1535.86	148
149	11/13/2015	P	0.00	68.63	-68.63	1786.46	0.00	1535.86	149
150	11/30/2015	P	0.00	57.16	-57.16	1729.30	0.00	1535.86	150
151	11/30/2015	P	0.00	67.58	-16.12	1713.18	-51.46	1484.40	151
152	11/30/2015	P	0.00	52.09	0.00	1713.18	-52.09	1432.31	152
153	11/30/2015	M	0.00	0.00	0.00	1713.18	0.00	1432.31	153
154	12/01/2015	O	300.00	0.00	300.00	2013.18	0.00	1432.31	154
155	12/11/2015	P	0.00	40.85	-40.85	1972.33	0.00	1432.31	155
156	12/11/2015	P	0.00	40.85	-40.85	1931.48	0.00	1432.31	156
157	12/11/2015	P	0.00	40.85	-40.85	1890.63	0.00	1432.31	157

Event Date	Event Type	Current Amount Due	NCP Paid	Unadjudicated Arrears		Adjudicated Arrears			
				Adjustment Amount	Running Balance	Adjustment Amount	Running Balance		
158	12/28/2015	P	0.00	59.19	-59.19	1831.44	0.00	1432.31	158
159	12/28/2015	P	0.00	59.19	-59.19	1772.25	0.00	1432.31	159
160	12/28/2015	P	0.00	59.13	-59.07	1713.18	-0.06	1432.25	160
161	12/31/2015	M	0.00	0.00	0.00	1713.18	0.00	1432.25	161
162	01/01/2016	O	300.00	0.00	300.00	2013.18	0.00	1432.25	162
163	01/11/2016	P	0.00	34.38	-34.38	1978.80	0.00	1432.25	163
164	01/11/2016	P	0.00	34.39	-34.39	1944.41	0.00	1432.25	164
165	01/11/2016	P	0.00	34.39	-34.39	1910.02	0.00	1432.25	165
166	01/25/2016	P	0.00	68.63	-68.63	1841.39	0.00	1432.25	166
167	01/25/2016	P	0.00	69.12	-69.12	1772.27	0.00	1432.25	167
168	01/25/2016	P	0.00	39.83	-39.83	1732.44	0.00	1432.25	168
169	01/31/2016	M	0.00	0.00	0.00	1732.44	0.00	1432.25	169
170	02/01/2016	O	300.00	0.00	300.00	2032.44	0.00	1432.25	170
171	02/22/2016	P	0.00	68.63	-68.63	1963.81	0.00	1432.25	171
172	02/22/2016	P	0.00	69.12	-69.12	1894.69	0.00	1432.25	172
173	02/22/2016	P	0.00	39.83	-39.83	1854.86	0.00	1432.25	173
174	02/24/2016	P	0.00	69.11	-69.11	1785.75	0.00	1432.25	174
175	02/24/2016	P	0.00	38.48	-38.48	1747.27	0.00	1432.25	175
176	02/24/2016	P	0.00	39.83	-14.83	1732.44	-25.00	1407.25	176
177	02/29/2016	M	0.00	0.00	0.00	1732.44	0.00	1407.25	177
178	03/01/2016	O	300.00	0.00	300.00	2032.44	0.00	1407.25	178
179	03/09/2016	P	0.00	26.73	-26.73	2005.71	0.00	1407.25	179
180	03/09/2016	P	0.00	46.38	-46.38	1959.33	0.00	1407.25	180
181	03/09/2016	P	0.00	46.05	-46.05	1913.28	0.00	1407.25	181
182	03/25/2016	P	0.00	11.09	-11.09	1902.19	0.00	1407.25	182
183	03/25/2016	P	0.00	11.09	-11.09	1891.10	0.00	1407.25	183
184	03/25/2016	P	0.00	11.09	-11.09	1880.01	0.00	1407.25	184
185	03/25/2016	P	0.00	11.09	-11.09	1868.92	0.00	1407.25	185
186	03/31/2016	M	0.00	0.00	0.00	1868.92	0.00	1407.25	186
187	04/01/2016	O	300.00	0.00	300.00	2168.92	0.00	1407.25	187
188	04/14/2016	P	0.00	16.47	-16.47	2152.45	0.00	1407.25	188
189	04/14/2016	P	0.00	16.47	-16.47	2135.98	0.00	1407.25	189
190	04/14/2016	P	0.00	16.47	-16.47	2119.51	0.00	1407.25	190
191	04/14/2016	P	0.00	16.47	-16.47	2103.04	0.00	1407.25	191

Event Date	Event Type	Current Amount Due	NCP Paid	Unadjudicated Arrears		Adjudicated Arrears			
				Adjustment Amount	Running Balance	Adjustment Amount	Running Balance		
192	04/25/2016	P	0.00	46.38	-46.38	2056.66	0.00	1407.25	192
193	04/25/2016	P	0.00	26.73	-26.73	2029.93	0.00	1407.25	193
194	04/25/2016	P	0.00	49.34	-49.34	1980.59	0.00	1407.25	194
195	04/25/2016	P	0.00	46.05	-46.05	1934.54	0.00	1407.25	195
196	04/30/2016	M	0.00	0.00	0.00	1934.54	0.00	1407.25	196
197	05/01/2016	O	300.00	0.00	300.00	2234.54	0.00	1407.25	197
198	05/09/2016	P	0.00	26.73	-26.73	2207.81	0.00	1407.25	198
199	05/09/2016	P	0.00	46.38	-46.38	2161.43	0.00	1407.25	199
200	05/09/2016	P	0.00	46.05	-46.05	2115.38	0.00	1407.25	200
201	05/09/2016	P	0.00	49.34	-49.34	2066.04	0.00	1407.25	201
202	05/25/2016	P	0.00	20.56	-20.56	2045.48	0.00	1407.25	202
203	05/25/2016	P	0.00	20.56	-20.56	2024.92	0.00	1407.25	203
204	05/25/2016	P	0.00	20.56	-20.56	2004.36	0.00	1407.25	204
205	05/25/2016	P	0.00	20.56	-20.56	1983.80	0.00	1407.25	205
206	05/31/2016	M	0.00	0.00	0.00	1983.80	0.00	1407.25	206
207	06/01/2016	O	300.00	0.00	300.00	2283.80	0.00	1407.25	207
208	06/10/2016	P	0.00	8.63	-8.63	2275.17	0.00	1407.25	208
209	06/10/2016	P	0.00	8.64	-8.64	2266.53	0.00	1407.25	209
210	06/10/2016	P	0.00	8.63	-8.63	2257.90	0.00	1407.25	210
211	06/10/2016	P	0.00	8.64	-8.64	2249.26	0.00	1407.25	211
212	06/30/2016	M	0.00	0.00	0.00	2249.26	0.00	1407.25	212
213	07/01/2016	O	300.00	0.00	300.00	2549.26	0.00	1407.25	213
214	07/31/2016	M	0.00	0.00	0.00	2549.26	0.00	1407.25	214
215	08/01/2016	O	300.00	0.00	300.00	2849.26	0.00	1407.25	215
216	08/10/2016	P	0.00	46.95	-46.95	2802.31	0.00	1407.25	216
217	08/10/2016	P	0.00	39.83	-39.83	2762.48	0.00	1407.25	217
218	08/10/2016	P	0.00	46.95	-46.95	2715.53	0.00	1407.25	218
219	08/25/2016	P	0.00	39.83	-39.83	2675.70	0.00	1407.25	219
220	08/25/2016	P	0.00	68.63	-68.63	2607.07	0.00	1407.25	220
221	08/25/2016	P	0.00	63.57	-63.57	2549.26	5.76	1401.49	221
222	08/31/2016	M	0.00	0.00	0.00	2549.26	0.00	1401.49	222
223	09/01/2016	O	300.00	0.00	300.00	2849.26	0.00	1401.49	223
224	09/15/2016	P	0.00	17.32	-17.32	2831.94	0.00	1401.49	224
225	09/15/2016	P	0.00	17.32	-17.32	2814.62	0.00	1401.49	225

Event Date	Event Type	Current Amount Due	NCP Paid	Unadjudicated Arrears		Adjudicated Arrears			
				Adjustment Amount	Running Balance	Adjustment Amount	Running Balance		
226	09/15/2016	P	0.00	17.32	-17.32	2797.30	0.00	1401.49	226
227	09/26/2016	P	0.00	68.62	-68.62	2728.68	0.00	1401.49	227
228	09/26/2016	P	0.00	69.12	-69.12	2659.56	0.00	1401.49	228
229	09/26/2016	P	0.00	39.83	-39.83	2619.73	0.00	1401.49	229
230	09/30/2016	M	0.00	0.00	0.00	2619.73	0.00	1401.49	230
231	10/01/2016	O	300.00	0.00	300.00	2919.73	0.00	1401.49	231
232	10/13/2016	P	0.00	39.82	-39.82	2879.91	0.00	1401.49	232
233	10/13/2016	P	0.00	68.63	-68.63	2811.28	0.00	1401.49	233
234	10/13/2016	P	0.00	69.12	-69.12	2742.16	0.00	1401.49	234
235	10/27/2016	P	0.00	24.51	-24.51	2717.65	0.00	1401.49	235
236	10/27/2016	P	0.00	24.51	-24.51	2693.14	0.00	1401.49	236
237	10/27/2016	P	0.00	24.51	-24.51	2668.63	0.00	1401.49	237
238	10/31/2016	M	0.00	0.00	0.00	2668.63	0.00	1401.49	238
239	11/01/2016	O	300.00	0.00	300.00	2968.63	0.00	1401.49	239
240	11/10/2016	P	0.00	69.12	-69.12	2899.51	0.00	1401.49	240
241	11/10/2016	P	0.00	68.63	-68.63	2830.88	0.00	1401.49	241
242	11/10/2016	P	0.00	39.83	-39.83	2791.05	0.00	1401.49	242
243	11/30/2016	P	0.00	39.83	-39.83	2751.22	0.00	1401.49	243
244	11/30/2016	P	0.00	69.11	-69.11	2682.11	0.00	1401.49	244
245	11/30/2016	P	0.00	38.48	-13.48	2668.63	-25.00	1376.49	245
246	11/30/2016	M	0.00	0.00	0.00	2668.63	0.00	1376.49	246
247	12/01/2016	O	300.00	0.00	300.00	2968.63	0.00	1376.49	247
248	12/15/2016	P	0.00	39.83	-39.83	2928.80	0.00	1376.49	248
249	12/15/2016	P	0.00	47.32	-47.32	2881.48	0.00	1376.49	249
250	12/28/2016	P	0.00	47.33	-47.33	2834.15	0.00	1376.49	250
251	12/29/2016	P	0.00	68.63	-68.63	2765.52	0.00	1376.49	251
252	12/29/2016	P	0.00	63.20	-63.20	2702.32	0.00	1376.49	252
253	12/29/2016	P	0.00	39.83	-33.69	2668.63	-6.14	1370.35	253
254	12/31/2016	M	0.00	0.00	0.00	2668.63	0.00	1370.35	254
255	01/01/2017	O	300.00	0.00	300.00	2968.63	0.00	1370.35	255
256	01/13/2017	P	0.00	39.83	-39.83	2928.80	0.00	1370.35	256
257	01/13/2017	P	0.00	68.63	-68.63	2860.17	0.00	1370.35	257
258	01/13/2017	P	0.00	69.12	-69.12	2791.05	0.00	1370.35	258
259	01/26/2017	P	0.00	68.62	-68.62	2722.43	0.00	1370.35	259

Event Date	Event Type	Current Amount Due	NCP Paid	Unadjudicated Arrears		Adjudicated Arrears			
				Adjustment Amount	Running Balance	Adjustment Amount	Running Balance		
260	01/26/2017	P	0.00	61.61	-53.80	2668.63	-7.81	1362.54	260
261	01/26/2017	P	0.00	17.19	0.00	2668.63	-17.19	1345.35	261
262	01/31/2017	M	0.00	0.00	0.00	2668.63	0.00	1345.35	262
263	02/01/2017	O	300.00	0.00	300.00	2968.63	0.00	1345.35	263
264	02/16/2017	P	0.00	39.83	-39.83	2928.80	0.00	1345.35	264
265	02/16/2017	P	0.00	69.12	-69.12	2859.68	0.00	1345.35	265
266	02/16/2017	P	0.00	68.63	-68.63	2791.05	0.00	1345.35	266
267	02/23/2017	P	0.00	69.11	-69.11	2721.94	0.00	1345.35	267
268	02/23/2017	P	0.00	61.12	-53.31	2668.63	-7.81	1337.54	268
269	02/23/2017	P	0.00	17.19	0.00	2668.63	-17.19	1320.35	269
270	02/28/2017	M	0.00	0.00	0.00	2668.63	0.00	1320.35	270
271	03/01/2017	O	300.00	0.00	300.00	2968.63	0.00	1320.35	271
272	03/09/2017	P	0.00	68.63	-68.63	2900.00	0.00	1320.35	272
273	03/09/2017	P	0.00	39.83	-39.83	2860.17	0.00	1320.35	273
274	03/09/2017	P	0.00	69.12	-69.12	2791.05	0.00	1320.35	274
275	03/24/2017	P	0.00	69.11	-69.11	2721.94	0.00	1320.35	275
276	03/24/2017	P	0.00	61.12	-53.31	2668.63	-7.81	1312.54	276
277	03/24/2017	P	0.00	21.26	0.00	2668.63	-21.26	1291.28	277
278	03/31/2017	M	0.00	0.00	0.00	2668.63	0.00	1291.28	278
279	04/01/2017	O	300.00	0.00	300.00	2968.63	0.00	1291.28	279
280	04/13/2017	P	0.00	68.63	-68.63	2900.00	0.00	1291.28	280
281	04/13/2017	P	0.00	69.12	-69.12	2830.88	0.00	1291.28	281
282	04/13/2017	P	0.00	39.83	-39.83	2791.05	0.00	1291.28	282
283	04/24/2017	P	0.00	61.61	-61.61	2729.44	0.00	1291.28	283
284	04/24/2017	P	0.00	21.27	-21.27	2708.17	0.00	1291.28	284
285	04/24/2017	P	0.00	68.62	-39.54	2668.63	-29.08	1262.20	285
286	04/30/2017	M	0.00	0.00	0.00	2668.63	0.00	1262.20	286
287	05/01/2017	O	300.00	0.00	300.00	2968.63	0.00	1262.20	287
288	05/19/2017	P	0.00	51.26	-51.26	2917.37	0.00	1262.20	288
289	05/19/2017	P	0.00	39.83	-39.83	2877.54	0.00	1262.20	289
290	05/19/2017	P	0.00	51.26	-51.26	2826.28	0.00	1262.20	290
291	05/30/2017	P	0.00	34.92	-34.92	2791.36	0.00	1262.20	291
292	05/30/2017	P	0.00	34.92	-34.92	2756.44	0.00	1262.20	292
293	05/30/2017	P	0.00	34.93	-34.93	2721.51	0.00	1262.20	293

Event Date	Event Type	Current Amount Due	NCP Paid	Unadjudicated Arrears		Adjudicated Arrears		
				Adjustment Amount	Running Balance	Adjustment Amount	Running Balance	
294	05/31/2017	M	0.00	0.00	2721.51	0.00	1262.20	294
295	06/01/2017	O	300.00	300.00	3021.51	0.00	1262.20	295
296	06/14/2017	P	0.00	-68.63	2952.88	0.00	1262.20	296
297	06/14/2017	P	0.00	-69.12	2883.76	0.00	1262.20	297
298	06/14/2017	P	0.00	-39.83	2843.93	0.00	1262.20	298
299	06/26/2017	P	0.00	-69.11	2774.82	0.00	1262.20	299
300	06/26/2017	P	0.00	-39.83	2734.99	0.00	1262.20	300
301	06/26/2017	P	0.00	-13.48	2721.51	-29.11	1233.09	301
302	06/30/2017	M	0.00	0.00	2721.51	0.00	1233.09	302
303	07/01/2017	O	300.00	300.00	3021.51	0.00	1233.09	303
304	07/13/2017	P	0.00	-68.63	2952.88	0.00	1233.09	304
305	07/13/2017	P	0.00	-39.83	2913.05	0.00	1233.09	305
306	07/13/2017	P	0.00	-69.12	2843.93	0.00	1233.09	306
307	07/28/2017	P	0.00	-39.83	2804.10	0.00	1233.09	307
308	07/28/2017	P	0.00	-42.59	2761.51	0.00	1233.09	308
309	07/28/2017	P	0.00	-40.00	2721.51	-29.12	1203.97	309
310	07/31/2017	M	0.00	0.00	2721.51	0.00	1203.97	310
311	08/01/2017	O	300.00	300.00	3021.51	0.00	1203.97	311
312	08/14/2017	P	0.00	-27.90	2993.61	0.00	1203.97	312
313	08/14/2017	P	0.00	-27.91	2965.70	0.00	1203.97	313
314	08/14/2017	P	0.00	-27.90	2937.80	0.00	1203.97	314
315	08/25/2017	P	0.00	-68.63	2869.17	0.00	1203.97	315
316	08/25/2017	P	0.00	-69.12	2800.05	0.00	1203.97	316
317	08/25/2017	P	0.00	-39.83	2760.22	0.00	1203.97	317
318	08/31/2017	M	0.00	0.00	2760.22	0.00	1203.97	318
319	09/01/2017	O	300.00	300.00	3060.22	0.00	1203.97	319
320	09/11/2017	P	0.00	-69.12	2991.10	0.00	1203.97	320
321	09/11/2017	P	0.00	-68.63	2922.47	0.00	1203.97	321
322	09/11/2017	P	0.00	-39.83	2882.64	0.00	1203.97	322
323	09/25/2017	P	0.00	-39.83	2842.81	0.00	1203.97	323
324	09/25/2017	P	0.00	-69.11	2773.70	0.00	1203.97	324
325	09/25/2017	P	0.00	-13.48	2760.22	-29.13	1174.84	325
326	09/30/2017	M	0.00	0.00	2760.22	0.00	1174.84	326
327	10/01/2017	O	300.00	300.00	3060.22	0.00	1174.84	327

	Event Date	Event Type	Current Amount Due	NCP Paid	Unadjudicated Arrears		Adjudicated Arrears		
					Adjustment Amount	Running Balance	Adjustment Amount	Running Balance	
328	10/16/2017	P	0.00	42.04	-42.04	3018.18	0.00	1174.84	328
329	10/16/2017	P	0.00	27.88	-27.88	2990.30	0.00	1174.84	329
330	10/16/2017	P	0.00	42.05	-42.05	2948.25	0.00	1174.84	330
331	10/26/2017	P	0.00	39.83	-39.83	2908.42	0.00	1174.84	331
332	10/26/2017	P	0.00	65.27	-65.27	2843.15	0.00	1174.84	332
333	10/26/2017	P	0.00	65.27	-65.27	2777.88	0.00	1174.84	333
334	10/31/2017	M	0.00	0.00	0.00	2777.88	0.00	1174.84	334
335	11/01/2017	O	300.00	0.00	300.00	3077.88	0.00	1174.84	335
336	11/13/2017	P	0.00	37.99	-37.99	3039.89	0.00	1174.84	336
337	11/13/2017	P	0.00	37.99	-37.99	3001.90	0.00	1174.84	337
338	11/13/2017	P	0.00	38.00	-38.00	2963.90	0.00	1174.84	338
339	11/30/2017	P	0.00	31.65	-31.65	2932.25	0.00	1174.84	339
340	11/30/2017	P	0.00	31.65	-31.65	2900.60	0.00	1174.84	340
341	11/30/2017	P	0.00	31.66	-31.66	2868.94	0.00	1174.84	341
342	11/30/2017	M	0.00	0.00	0.00	2868.94	0.00	1174.84	342
343	12/01/2017	O	300.00	0.00	300.00	3168.94	0.00	1174.84	343
344	12/15/2017	P	0.00	51.22	-51.22	3117.72	0.00	1174.84	344
345	12/15/2017	P	0.00	29.51	-29.51	3088.21	0.00	1174.84	345
346	12/15/2017	P	0.00	50.85	-50.85	3037.36	0.00	1174.84	346
347	12/26/2017	P	0.00	29.50	-29.50	3007.86	0.00	1174.84	347
348	12/26/2017	P	0.00	48.70	-48.70	2959.16	0.00	1174.84	348
349	12/26/2017	P	0.00	40.32	-40.32	2918.84	0.00	1174.84	349
350	12/31/2017	M	0.00	0.00	0.00	2918.84	0.00	1174.84	350
351	01/01/2018	O	300.00	0.00	300.00	3218.84	0.00	1174.84	351
352	01/16/2018	P	0.00	68.63	-68.63	3150.21	0.00	1174.84	352
353	01/16/2018	P	0.00	69.12	-69.12	3081.09	0.00	1174.84	353
354	01/16/2018	P	0.00	39.83	-39.83	3041.26	0.00	1174.84	354
355	01/26/2018	P	0.00	19.22	-19.22	3022.04	0.00	1174.84	355
356	01/26/2018	P	0.00	19.23	-19.23	3002.81	0.00	1174.84	356
357	01/26/2018	P	0.00	19.22	-19.22	2983.59	0.00	1174.84	357
358	01/31/2018	M	0.00	0.00	0.00	2983.59	0.00	1174.84	358
359	02/10/2018	O	300.00	0.00	300.00	3283.59	0.00	1174.84	359
360	02/12/2018	P	0.00	53.33	-53.33	3230.26	0.00	1174.84	360
361	02/22/2018	P	0.00	149.51	-149.51	3080.75	0.00	1174.84	361

Event Date	Event Type	Current Amount Due	NCP Paid	Unadjudicated Arrears		Adjudicated Arrears			
				Adjustment Amount	Running Balance	Adjustment Amount	Running Balance		
362	02/28/2018	M	0.00	0.00	3080.75	0.00	1174.84	362	
363	03/01/2018	O	300.00	300.00	3380.75	0.00	1174.84	363	
364	03/05/2018	P	0.00	-149.51	3231.24	0.00	1174.84	364	
365	03/19/2018	P	0.00	-149.51	3081.73	0.00	1174.84	365	
366	03/26/2018	P	0.00	-0.98	3080.75	-144.29	1030.55	366	
367	03/31/2018	M	0.00	0.00	3080.75	0.00	1030.55	367	
368	04/01/2018	O	300.00	300.00	3380.75	0.00	1030.55	368	
369	04/23/2018	P	0.00	-46.05	3334.70	0.00	1030.55	369	
370	04/23/2018	P	0.00	-46.38	3288.32	0.00	1030.55	370	
371	04/23/2018	P	0.00	-26.73	3261.59	0.00	1030.55	371	
372	04/23/2018	P	0.00	-49.34	3212.25	0.00	1030.55	372	
373	04/27/2018	P	0.00	-46.05	3166.20	0.00	1030.55	373	
374	04/27/2018	P	0.00	-46.38	3119.82	0.00	1030.55	374	
375	04/27/2018	P	0.00	-39.07	3080.75	-7.81	1022.74	375	
376	04/27/2018	P	0.00	0.00	3080.75	-21.44	1001.30	376	
377	04/30/2018	M	0.00	0.00	3080.75	0.00	1001.30	377	
378	05/01/2018	O	300.00	300.00	3380.75	0.00	1001.30	378	
379	05/18/2018	P	0.00	-46.05	3334.70	0.00	1001.30	379	
380	05/18/2018	P	0.00	-46.38	3288.32	0.00	1001.30	380	
381	05/18/2018	P	0.00	-49.34	3238.98	0.00	1001.30	381	
382	05/18/2018	P	0.00	-26.73	3212.25	0.00	1001.30	382	
383	05/31/2018	M	0.00	0.00	3212.25	0.00	1001.30	383	
384	06/01/2018	O	300.00	300.00	3512.25	0.00	1001.30	384	
385	06/06/2018	P	0.00	-168.50	3343.75	0.00	1001.30	385	
386	06/30/2018	M	0.00	0.00	3343.75	0.00	1001.30	386	
387	07/01/2018	O	300.00	300.00	3643.75	0.00	1001.30	387	
388	07/10/2018	P	0.00	-75.82	3567.93	0.00	1001.30	388	
389	07/31/2018	M	0.00	0.00	3567.93	0.00	1001.30	389	
Totals:			\$19200.00	\$16730.77	\$0.00	\$3567.93	\$0.00	\$1001.30	

Total Unadjudicated: \$3567.93
 Total Adjudicated: \$1001.30
 Total Arrears: \$4569.23

Custodian Financial Audit (part 2 of 2)

Run Date: 08/10/2018
Run Time: 12:28 PM

NCP Name: Zepeda , Daniel
CST Name: Bryant, Summer

Case ID: 119143100C
Docket#: 12-PA-0009
Prepared By: PMARTINE
Last Updated By: PMARTINE

Office: 03
Prepared By Date: 08/10/2018
Last Updated By Date: 08/10/2018

Provision Type: Child Support

Event Date	Event Type	Current Amount Due	NCP Paid	Unadjudicated Interest (On UA)		Unadjudicated Interest (On AA)		Adjudicated Interest		Unadjudicated Penalty		Adjudicated Penalty	
				Adjust Amount	Running Balance	Adjust Amount	Running Balance	Adjust Amount	Running Balance	Adjust Amount	Running Balance	Adjust Amount	Running Balance
04/01/2013	J	0.00	0.00	0.00	0.00	0.00	0.00	0.00	0.00	0.00	0.00	0.00	0.00
04/01/2013	O	300.00	0.00	0.00	0.00	0.00	0.00	0.00	0.00	0.00	0.00	0.00	0.00
04/30/2013	M	0.00	0.00	1.31	1.31	9.19	9.19	0.00	0.00	0.00	0.00	0.00	0.00
05/01/2013	O	300.00	0.00	0.00	1.31	0.00	9.19	0.00	0.00	0.00	0.00	0.00	0.00
05/31/2013	M	0.00	0.00	2.62	3.93	9.19	18.38	0.00	0.00	30.00	30.00	0.00	0.00
06/01/2013	O	300.00	0.00	0.00	3.93	0.00	18.38	0.00	0.00	0.00	30.00	0.00	0.00
06/10/2013	P	0.00	246.43	0.00	3.93	0.00	18.38	0.00	0.00	0.00	30.00	0.00	0.00
06/10/2013	P	0.00	78.57	0.00	3.93	0.00	18.38	0.00	0.00	0.00	30.00	0.00	0.00
06/30/2013	M	0.00	0.00	2.62	6.55	9.08	27.46	0.00	0.00	0.00	30.00	0.00	0.00
07/01/2013	O	300.00	0.00	0.00	6.55	0.00	27.46	0.00	0.00	0.00	30.00	0.00	0.00
07/11/2013	P	0.00	217.85	0.00	6.55	0.00	27.46	0.00	0.00	0.00	30.00	0.00	0.00
07/11/2013	P	0.00	82.15	0.00	6.55	0.00	27.46	0.00	0.00	0.00	30.00	0.00	0.00
07/31/2013	M	0.00	0.00	2.62	9.17	9.08	36.54	0.00	0.00	0.00	30.00	0.00	0.00
08/01/2013	O	300.00	0.00	0.00	9.17	0.00	36.54	0.00	0.00	0.00	30.00	0.00	0.00
08/05/2013	P	0.00	82.15	0.00	9.17	0.00	36.54	0.00	0.00	0.00	30.00	0.00	0.00
08/05/2013	P	0.00	242.85	0.00	9.17	0.00	36.54	0.00	0.00	0.00	30.00	0.00	0.00
08/31/2013	M	0.00	0.00	2.62	11.79	8.97	45.51	0.00	0.00	0.00	30.00	0.00	0.00
09/01/2013	O	300.00	0.00	0.00	11.79	0.00	45.51	0.00	0.00	0.00	30.00	0.00	0.00
09/09/2013	P	0.00	246.43	0.00	11.79	0.00	45.51	0.00	0.00	0.00	30.00	0.00	0.00
09/09/2013	P	0.00	78.57	0.00	11.79	0.00	45.51	0.00	0.00	0.00	30.00	0.00	0.00

Event Date	Event Type	Current Amount Due	NCP Paid	Unadjudicated Interest (On UA)		Unadjudicated Interest (On AA)		Adjudicated Interest		Unadjudicated Penalty		Adjudicated Penalty	
				Adjust Amount	Running Balance	Adjust Amount	Running Balance	Adjust Amount	Running Balance	Adjust Amount	Running Balance	Adjust Amount	Running Balance
21 09/30/2013	M	0.00	0.00	2.62	14.41	8.86	54.37	0.00	0.00	0.00	30.00	0.00	0.00
22 10/01/2013	O	300.00	0.00	0.00	14.41	0.00	54.37	0.00	0.00	0.00	30.00	0.00	0.00
23 10/07/2013	P	0.00	82.15	0.00	14.41	0.00	54.37	0.00	0.00	0.00	30.00	0.00	0.00
24 10/07/2013	P	0.00	242.85	0.00	14.41	0.00	54.37	0.00	0.00	0.00	30.00	0.00	0.00
25 10/31/2013	M	0.00	0.00	2.62	17.03	8.75	63.12	0.00	0.00	0.00	30.00	0.00	0.00
26 11/01/2013	O	300.00	0.00	0.00	17.03	0.00	63.12	0.00	0.00	0.00	30.00	0.00	0.00
27 11/12/2013	P	0.00	234.57	0.00	17.03	0.00	63.12	0.00	0.00	0.00	30.00	0.00	0.00
28 11/12/2013	P	0.00	80.50	0.00	17.03	0.00	63.12	0.00	0.00	0.00	30.00	0.00	0.00
29 11/30/2013	M	0.00	0.00	2.62	19.65	8.68	71.80	0.00	0.00	0.00	30.00	0.00	0.00
30 12/01/2013	O	300.00	0.00	0.00	19.65	0.00	71.80	0.00	0.00	0.00	30.00	0.00	0.00
31 12/09/2013	P	0.00	246.43	0.00	19.65	0.00	71.80	0.00	0.00	0.00	30.00	0.00	0.00
32 12/09/2013	P	0.00	78.57	0.00	19.65	0.00	71.80	0.00	0.00	0.00	30.00	0.00	0.00
33 12/31/2013	M	0.00	0.00	2.62	22.27	8.57	80.37	0.00	0.00	0.00	30.00	0.00	0.00
34 01/01/2014	O	300.00	0.00	0.00	22.27	0.00	80.37	0.00	0.00	0.00	30.00	0.00	0.00
35 01/09/2014	P	0.00	82.15	0.00	22.27	0.00	80.37	0.00	0.00	0.00	30.00	0.00	0.00
36 01/09/2014	P	0.00	243.59	0.00	22.27	0.00	80.37	0.00	0.00	0.00	30.00	0.00	0.00
37 01/31/2014	M	0.00	0.00	2.62	24.89	8.46	88.83	0.00	0.00	0.00	30.00	0.00	0.00
38 02/01/2014	O	300.00	0.00	0.00	24.89	0.00	88.83	0.00	0.00	0.00	30.00	0.00	0.00
39 02/07/2014	P	0.00	116.78	0.00	24.89	0.00	88.83	0.00	0.00	0.00	30.00	0.00	0.00
40 02/07/2014	P	0.00	65.72	0.00	24.89	0.00	88.83	0.00	0.00	0.00	30.00	0.00	0.00
41 02/28/2014	M	0.00	0.00	3.14	28.03	8.46	97.29	0.00	0.00	11.75	41.75	0.00	0.00
42 03/01/2014	O	300.00	0.00	0.00	28.03	0.00	97.29	0.00	0.00	0.00	41.75	0.00	0.00
43 03/10/2014	P	0.00	246.43	0.00	28.03	0.00	97.29	0.00	0.00	0.00	41.75	0.00	0.00
44 03/10/2014	P	0.00	81.07	0.00	28.03	0.00	97.29	0.00	0.00	0.00	41.75	0.00	0.00
45 03/31/2014	M	0.00	0.00	3.14	31.17	8.34	105.63	0.00	0.00	0.00	41.75	0.00	0.00
46 04/01/2014	O	300.00	0.00	0.00	31.17	0.00	105.63	0.00	0.00	0.00	41.75	0.00	0.00
47 04/07/2014	P	0.00	76.54	0.00	31.17	0.00	105.63	0.00	0.00	0.00	41.75	0.00	0.00
48 04/07/2014	P	0.00	250.98	0.00	31.17	0.00	105.63	0.00	0.00	0.00	41.75	0.00	0.00
49 04/30/2014	M	0.00	0.00	3.14	34.31	8.22	113.85	0.00	0.00	0.00	41.75	0.00	0.00
50 05/01/2014	O	300.00	0.00	0.00	34.31	0.00	113.85	0.00	0.00	0.00	41.75	0.00	0.00
51 05/07/2014	P	0.00	84.56	0.00	34.31	0.00	113.85	0.00	0.00	0.00	41.75	0.00	0.00
52 05/07/2014	P	0.00	242.95	0.00	34.31	0.00	113.85	0.00	0.00	0.00	41.75	0.00	0.00
53 05/31/2014	M	0.00	0.00	3.14	37.45	8.10	121.95	0.00	0.00	0.00	41.75	0.00	0.00

Event Date	Event Type	Current Amount Due	NCP Paid	Unadjudicated Interest (On UA)		Unadjudicated Interest (On AA)		Adjudicated Interest		Unadjudicated Penalty		Adjudicated Penalty	
				Adjust Amount	Running Balance	Adjust Amount	Running Balance	Adjust Amount	Running Balance	Adjust Amount	Running Balance	Adjust Amount	Running Balance
54 06/01/2014	O	300.00	0.00	0.00	37.45	0.00	121.95	0.00	0.00	0.00	41.75	0.00	0.00
55 06/12/2014	P	0.00	84.56	0.00	37.45	0.00	121.95	0.00	0.00	0.00	41.75	0.00	0.00
56 06/12/2014	P	0.00	242.94	0.00	37.45	0.00	121.95	0.00	0.00	0.00	41.75	0.00	0.00
57 06/30/2014	M	0.00	0.00	3.14	40.59	0.00	129.93	0.00	0.00	0.00	41.75	0.00	0.00
58 07/01/2014	O	300.00	0.00	0.00	40.59	0.00	129.93	0.00	0.00	0.00	41.75	0.00	0.00
59 07/11/2014	P	0.00	66.49	0.00	40.59	0.00	129.93	0.00	0.00	0.00	41.75	0.00	0.00
60 07/11/2014	P	0.00	33.24	0.00	40.59	0.00	129.93	0.00	0.00	0.00	41.75	0.00	0.00
61 07/31/2014	M	0.00	0.00	4.02	44.61	0.00	137.91	0.00	0.00	20.03	61.78	0.00	0.00
62 08/01/2014	O	300.00	0.00	0.00	44.61	0.00	137.91	0.00	0.00	0.00	61.78	0.00	0.00
63 08/08/2014	P	0.00	119.77	0.00	44.61	0.00	137.91	0.00	0.00	0.00	61.78	0.00	0.00
64 08/08/2014	P	0.00	84.56	0.00	44.61	0.00	137.91	0.00	0.00	0.00	61.78	0.00	0.00
65 08/31/2014	M	0.00	0.00	4.43	49.04	0.00	145.89	0.00	0.00	9.57	71.35	0.00	0.00
66 09/01/2014	O	300.00	0.00	0.00	49.04	0.00	145.89	0.00	0.00	0.00	71.35	0.00	0.00
67 09/12/2014	P	0.00	84.56	0.00	49.04	0.00	145.89	0.00	0.00	0.00	71.35	0.00	0.00
68 09/12/2014	P	0.00	111.51	0.00	49.04	0.00	145.89	0.00	0.00	0.00	71.35	0.00	0.00
69 09/30/2014	M	0.00	0.00	4.89	53.93	0.00	153.87	0.00	0.00	10.39	81.74	0.00	0.00
70 10/01/2014	O	300.00	0.00	0.00	53.93	0.00	153.87	0.00	0.00	0.00	81.74	0.00	0.00
71 10/13/2014	P	0.00	250.98	0.00	53.93	0.00	153.87	0.00	0.00	0.00	81.74	0.00	0.00
72 10/13/2014	P	0.00	76.69	0.00	53.93	0.00	153.87	0.00	0.00	0.00	81.74	0.00	0.00
73 10/31/2014	M	0.00	0.00	4.89	58.82	0.00	161.73	0.00	0.00	0.00	81.74	0.00	0.00
74 11/01/2014	O	300.00	0.00	0.00	58.82	0.00	161.73	0.00	0.00	0.00	81.74	0.00	0.00
75 11/07/2014	P	0.00	250.98	0.00	58.82	0.00	161.73	0.00	0.00	0.00	81.74	0.00	0.00
76 11/07/2014	P	0.00	76.68	0.00	58.82	0.00	161.73	0.00	0.00	0.00	81.74	0.00	0.00
77 11/30/2014	M	0.00	0.00	4.89	63.71	0.00	169.47	0.00	0.00	0.00	81.74	0.00	0.00
78 12/01/2014	O	300.00	0.00	0.00	63.71	0.00	169.47	0.00	0.00	0.00	81.74	0.00	0.00
79 12/09/2014	P	0.00	243.10	0.00	63.71	0.00	169.47	0.00	0.00	0.00	81.74	0.00	0.00
80 12/09/2014	P	0.00	84.56	0.00	63.71	0.00	169.47	0.00	0.00	0.00	81.74	0.00	0.00
81 12/31/2014	M	0.00	0.00	4.89	68.60	0.00	177.09	0.00	0.00	0.00	81.74	0.00	0.00
82 01/01/2015	O	300.00	0.00	0.00	68.60	0.00	177.09	0.00	0.00	0.00	81.74	0.00	0.00
83 01/08/2015	P	0.00	84.56	0.00	68.60	0.00	177.09	0.00	0.00	0.00	81.74	0.00	0.00
84 01/08/2015	P	0.00	243.09	0.00	68.60	0.00	177.09	0.00	0.00	0.00	81.74	0.00	0.00
85 01/31/2015	M	0.00	0.00	4.89	73.49	0.00	184.59	0.00	0.00	0.00	81.74	0.00	0.00
86 02/01/2015	O	300.00	0.00	0.00	73.49	0.00	184.59	0.00	0.00	0.00	81.74	0.00	0.00

Event Date	Event Type	Current Amount Due	NCP Paid	Unadjudicated Interest (On UA)		Unadjudicated Interest (On AA)		Adjudicated Interest		Unadjudicated Penalty		Adjudicated Penalty	
				Adjust Amount	Running Balance	Adjust Amount	Running Balance	Adjust Amount	Running Balance	Adjust Amount	Running Balance	Adjust Amount	Running Balance
87	02/13/2015	P	0.00	57.19	0.00	73.49	0.00	184.59	0.00	81.74	0.00	0.00	0.00
88	02/13/2015	P	0.00	114.38	0.00	73.49	0.00	184.59	0.00	81.74	0.00	0.00	0.00
89	02/28/2015	M	0.00	0.00	5.45	78.94	7.50	192.09	0.00	12.84	94.58	0.00	0.00
90	03/01/2015	O	300.00	0.00	0.00	78.94	0.00	192.09	0.00	0.00	94.58	0.00	0.00
91	03/09/2015	P	0.00	98.04	0.00	78.94	0.00	192.09	0.00	0.00	94.58	0.00	0.00
92	03/09/2015	P	0.00	49.02	0.00	78.94	0.00	192.09	0.00	0.00	94.58	0.00	0.00
93	03/30/2015	P	0.00	30.02	0.00	78.94	0.00	192.09	0.00	0.00	94.58	0.00	0.00
94	03/30/2015	P	0.00	60.05	0.00	78.94	0.00	192.09	0.00	0.00	94.58	0.00	0.00
95	03/31/2015	M	0.00	0.00	5.73	84.67	7.50	199.59	0.00	6.29	100.87	0.00	0.00
96	04/01/2015	O	300.00	0.00	0.00	84.67	0.00	199.59	0.00	0.00	100.87	0.00	0.00
97	04/27/2015	P	0.00	69.12	0.00	84.67	0.00	199.59	0.00	0.00	100.87	0.00	0.00
98	04/27/2015	P	0.00	39.83	0.00	84.67	0.00	199.59	0.00	0.00	100.87	0.00	0.00
99	04/27/2015	P	0.00	68.63	0.00	84.67	0.00	199.59	0.00	0.00	100.87	0.00	0.00
100	04/30/2015	M	0.00	0.00	6.26	90.93	7.50	207.09	0.00	12.24	113.11	0.00	0.00
101	05/01/2015	O	300.00	0.00	0.00	90.93	0.00	207.09	0.00	0.00	113.11	0.00	0.00
102	05/18/2015	P	0.00	68.63	0.00	90.93	0.00	207.09	0.00	0.00	113.11	0.00	0.00
103	05/18/2015	P	0.00	69.12	0.00	90.93	0.00	207.09	0.00	0.00	113.11	0.00	0.00
104	05/18/2015	P	0.00	39.83	0.00	90.93	0.00	207.09	0.00	0.00	113.11	0.00	0.00
105	05/31/2015	M	0.00	0.00	6.80	97.73	7.50	214.59	0.00	12.24	125.35	0.00	0.00
106	06/01/2015	O	300.00	0.00	0.00	97.73	0.00	214.59	0.00	0.00	125.35	0.00	0.00
107	06/03/2015	P	0.00	69.12	0.00	97.73	0.00	214.59	0.00	0.00	125.35	0.00	0.00
108	06/03/2015	P	0.00	39.83	0.00	97.73	0.00	214.59	0.00	0.00	125.35	0.00	0.00
109	06/03/2015	P	0.00	68.63	0.00	97.73	0.00	214.59	0.00	0.00	125.35	0.00	0.00
110	06/15/2015	P	0.00	39.83	0.00	97.73	0.00	214.59	0.00	0.00	125.35	0.00	0.00
111	06/15/2015	P	0.00	68.62	0.00	97.73	0.00	214.59	0.00	0.00	125.35	0.00	0.00
112	06/15/2015	P	0.00	38.97	0.00	97.73	0.00	214.59	0.00	0.00	125.35	0.00	0.00
113	06/30/2015	M	0.00	0.00	6.80	104.53	7.39	221.98	0.00	0.00	125.35	0.00	0.00
114	07/01/2015	O	300.00	0.00	0.00	104.53	0.00	221.98	0.00	0.00	125.35	0.00	0.00
115	07/02/2015	P	0.00	39.83	0.00	104.53	0.00	221.98	0.00	0.00	125.35	0.00	0.00
116	07/02/2015	P	0.00	68.63	0.00	104.53	0.00	221.98	0.00	0.00	125.35	0.00	0.00
117	07/02/2015	P	0.00	69.12	0.00	104.53	0.00	221.98	0.00	0.00	125.35	0.00	0.00
118	07/27/2015	P	0.00	91.08	0.00	104.53	0.00	221.98	0.00	0.00	125.35	0.00	0.00
119	07/27/2015	P	0.00	79.35	0.00	104.53	0.00	221.98	0.00	0.00	125.35	0.00	0.00

Event Date	Event Type	Current Amount Due	NCP Paid	Unadjudicated Interest (On UA)		Unadjudicated Interest (On AA)		Adjudicated Interest		Unadjudicated Penalty		Adjudicated Penalty	
				Adjust Amount	Running Balance	Adjust Amount	Running Balance	Adjust Amount	Running Balance	Adjust Amount	Running Balance	Adjust Amount	Running Balance
120 07/27/2015	P	0.00	79.65	0.00	104.53	0.00	221.98	0.00	0.00	0.00	125.35	0.00	0.00
121 07/31/2015	M	0.00	0.00	6.80	111.33	6.83	228.81	0.00	0.00	0.00	125.35	0.00	0.00
122 08/01/2015	O	300.00	0.00	0.00	111.33	0.00	228.81	0.00	0.00	0.00	125.35	0.00	0.00
123 08/20/2015	P	0.00	68.63	0.00	111.33	0.00	228.81	0.00	0.00	0.00	125.35	0.00	0.00
124 08/20/2015	P	0.00	69.12	0.00	111.33	0.00	228.81	0.00	0.00	0.00	125.35	0.00	0.00
125 08/20/2015	P	0.00	39.83	0.00	111.33	0.00	228.81	0.00	0.00	0.00	125.35	0.00	0.00
126 08/31/2015	P	0.00	42.89	0.00	111.33	0.00	228.81	0.00	0.00	0.00	125.35	0.00	0.00
127 08/31/2015	P	0.00	42.89	0.00	111.33	0.00	228.81	0.00	0.00	0.00	125.35	0.00	0.00
128 08/31/2015	P	0.00	24.51	0.00	111.33	0.00	228.81	0.00	0.00	0.00	125.35	0.00	0.00
129 08/31/2015	M	0.00	0.00	6.85	118.18	6.83	235.64	0.00	0.00	1.21	126.56	0.00	0.00
130 09/01/2015	O	300.00	0.00	0.00	118.18	0.00	235.64	0.00	0.00	0.00	126.56	0.00	0.00
131 09/18/2015	P	0.00	69.12	0.00	118.18	0.00	235.64	0.00	0.00	0.00	126.56	0.00	0.00
132 09/18/2015	P	0.00	68.63	0.00	118.18	0.00	235.64	0.00	0.00	0.00	126.56	0.00	0.00
133 09/18/2015	P	0.00	39.83	0.00	118.18	0.00	235.64	0.00	0.00	0.00	126.56	0.00	0.00
134 09/25/2015	P	0.00	68.62	0.00	118.18	0.00	235.64	0.00	0.00	0.00	126.56	0.00	0.00
135 09/25/2015	P	0.00	61.61	0.00	118.18	0.00	235.64	0.00	0.00	0.00	126.56	0.00	0.00
136 09/25/2015	P	0.00	17.19	0.00	118.18	0.00	235.64	0.00	0.00	0.00	126.56	0.00	0.00
137 09/30/2015	M	0.00	0.00	6.85	125.03	6.72	242.36	0.00	0.00	0.00	126.56	0.00	0.00
138 10/01/2015	O	300.00	0.00	0.00	125.03	0.00	242.36	0.00	0.00	0.00	126.56	0.00	0.00
139 10/13/2015	P	0.00	56.31	0.00	125.03	0.00	242.36	0.00	0.00	0.00	126.56	0.00	0.00
140 10/13/2015	P	0.00	56.32	0.00	125.03	0.00	242.36	0.00	0.00	0.00	126.56	0.00	0.00
141 10/13/2015	P	0.00	39.83	0.00	125.03	0.00	242.36	0.00	0.00	0.00	126.56	0.00	0.00
142 10/31/2015	M	0.00	0.00	7.50	132.53	6.72	249.08	0.00	0.00	14.75	141.31	0.00	0.00
143 11/01/2015	O	300.00	0.00	0.00	132.53	0.00	249.08	0.00	0.00	0.00	141.31	0.00	0.00
144 11/02/2015	P	0.00	16.38	0.00	132.53	0.00	249.08	0.00	0.00	0.00	141.31	0.00	0.00
145 11/02/2015	P	0.00	16.38	0.00	132.53	0.00	249.08	0.00	0.00	0.00	141.31	0.00	0.00
146 11/02/2015	P	0.00	16.38	0.00	132.53	0.00	249.08	0.00	0.00	0.00	141.31	0.00	0.00
147 11/13/2015	P	0.00	39.83	0.00	132.53	0.00	249.08	0.00	0.00	0.00	141.31	0.00	0.00
148 11/13/2015	P	0.00	69.12	0.00	132.53	0.00	249.08	0.00	0.00	0.00	141.31	0.00	0.00
149 11/13/2015	P	0.00	68.63	0.00	132.53	0.00	249.08	0.00	0.00	0.00	141.31	0.00	0.00
150 11/30/2015	P	0.00	57.16	0.00	132.53	0.00	249.08	0.00	0.00	0.00	141.31	0.00	0.00
151 11/30/2015	P	0.00	67.58	0.00	132.53	0.00	249.08	0.00	0.00	0.00	141.31	0.00	0.00
152 11/30/2015	P	0.00	52.09	0.00	132.53	0.00	249.08	0.00	0.00	0.00	141.31	0.00	0.00

Event Date	Event Type	Current Amount Due	NCP Paid	Unadjudicated Interest (On UA)		Unadjudicated Interest (On AA)		Adjudicated Interest		Unadjudicated Penalty		Adjudicated Penalty	
				Adjust Amount	Running Balance	Adjust Amount	Running Balance	Adjust Amount	Running Balance	Adjust Amount	Running Balance	Adjust Amount	Running Balance
153 11/30/2015	M	0.00	0.00	7.50	140.03	6.27	255.35	0.00	0.00	0.00	141.31	0.00	0.00
154 12/01/2015	O	300.00	0.00	0.00	140.03	0.00	255.35	0.00	0.00	0.00	141.31	0.00	0.00
155 12/11/2015	P	0.00	40.85	0.00	140.03	0.00	255.35	0.00	0.00	0.00	141.31	0.00	0.00
156 12/11/2015	P	0.00	40.85	0.00	140.03	0.00	255.35	0.00	0.00	0.00	141.31	0.00	0.00
157 12/11/2015	P	0.00	40.85	0.00	140.03	0.00	255.35	0.00	0.00	0.00	141.31	0.00	0.00
158 12/28/2015	P	0.00	59.19	0.00	140.03	0.00	255.35	0.00	0.00	0.00	141.31	0.00	0.00
159 12/28/2015	P	0.00	59.19	0.00	140.03	0.00	255.35	0.00	0.00	0.00	141.31	0.00	0.00
160 12/28/2015	P	0.00	59.13	0.00	140.03	0.00	255.35	0.00	0.00	0.00	141.31	0.00	0.00
161 12/31/2015	M	0.00	0.00	7.50	147.53	6.27	261.62	0.00	0.00	0.00	141.31	0.00	0.00
162 01/01/2016	O	300.00	0.00	0.00	147.53	0.00	261.62	0.00	0.00	0.00	141.31	0.00	0.00
163 01/11/2016	P	0.00	34.38	0.00	147.53	0.00	261.62	0.00	0.00	0.00	141.31	0.00	0.00
164 01/11/2016	P	0.00	34.39	0.00	147.53	0.00	261.62	0.00	0.00	0.00	141.31	0.00	0.00
165 01/11/2016	P	0.00	34.39	0.00	147.53	0.00	261.62	0.00	0.00	0.00	141.31	0.00	0.00
166 01/25/2016	P	0.00	68.63	0.00	147.53	0.00	261.62	0.00	0.00	0.00	141.31	0.00	0.00
167 01/25/2016	P	0.00	69.12	0.00	147.53	0.00	261.62	0.00	0.00	0.00	141.31	0.00	0.00
168 01/25/2016	P	0.00	39.83	0.00	147.53	0.00	261.62	0.00	0.00	0.00	141.31	0.00	0.00
169 01/31/2016	M	0.00	0.00	7.94	155.47	6.56	268.18	0.00	0.00	1.93	143.24	0.00	0.00
170 02/01/2016	O	300.00	0.00	0.00	155.47	0.00	268.18	0.00	0.00	0.00	143.24	0.00	0.00
171 02/22/2016	P	0.00	68.63	0.00	155.47	0.00	268.18	0.00	0.00	0.00	143.24	0.00	0.00
172 02/22/2016	P	0.00	69.12	0.00	155.47	0.00	268.18	0.00	0.00	0.00	143.24	0.00	0.00
173 02/22/2016	P	0.00	39.83	0.00	155.47	0.00	268.18	0.00	0.00	0.00	143.24	0.00	0.00
174 02/24/2016	P	0.00	69.11	0.00	155.47	0.00	268.18	0.00	0.00	0.00	143.24	0.00	0.00
175 02/24/2016	P	0.00	38.48	0.00	155.47	0.00	268.18	0.00	0.00	0.00	143.24	0.00	0.00
176 02/24/2016	P	0.00	39.83	0.00	155.47	0.00	268.18	0.00	0.00	0.00	143.24	0.00	0.00
177 02/29/2016	M	0.00	0.00	7.94	163.41	6.45	274.63	0.00	0.00	0.00	143.24	0.00	0.00
178 03/01/2016	O	300.00	0.00	0.00	163.41	0.00	274.63	0.00	0.00	0.00	143.24	0.00	0.00
179 03/09/2016	P	0.00	26.73	0.00	163.41	0.00	274.63	0.00	0.00	0.00	143.24	0.00	0.00
180 03/09/2016	P	0.00	46.38	0.00	163.41	0.00	274.63	0.00	0.00	0.00	143.24	0.00	0.00
181 03/09/2016	P	0.00	46.05	0.00	163.41	0.00	274.63	0.00	0.00	0.00	143.24	0.00	0.00
182 03/25/2016	P	0.00	11.09	0.00	163.41	0.00	274.63	0.00	0.00	0.00	143.24	0.00	0.00
183 03/25/2016	P	0.00	11.09	0.00	163.41	0.00	274.63	0.00	0.00	0.00	143.24	0.00	0.00
184 03/25/2016	P	0.00	11.09	0.00	163.41	0.00	274.63	0.00	0.00	0.00	143.24	0.00	0.00
185 03/25/2016	P	0.00	11.09	0.00	163.41	0.00	274.63	0.00	0.00	0.00	143.24	0.00	0.00

Event Date	Event Type	Current Amount Due	NCP Paid	Unadjudicated		Unadjudicated		Adjudicated		Unadjudicated		Adjudicated			
				Interest Amount	Running Balance	Interest Amount	Running Balance	Interest Amount	Running Balance	Penalty Amount	Running Balance	Penalty Amount	Running Balance		
186	03/31/2016	M	0.00	0.00	8.57	171.98	6.45	281.08	0.00	0.00	13.65	156.89	0.00	0.00	186
187	04/01/2016	O	300.00	0.00	0.00	171.98	0.00	281.08	0.00	0.00	0.00	156.89	0.00	0.00	187
188	04/14/2016	P	0.00	16.47	0.00	171.98	0.00	281.08	0.00	0.00	0.00	156.89	0.00	0.00	188
189	04/14/2016	P	0.00	16.47	0.00	171.98	0.00	281.08	0.00	0.00	0.00	156.89	0.00	0.00	189
190	04/14/2016	P	0.00	16.47	0.00	171.98	0.00	281.08	0.00	0.00	0.00	156.89	0.00	0.00	190
191	04/14/2016	P	0.00	16.47	0.00	171.98	0.00	281.08	0.00	0.00	0.00	156.89	0.00	0.00	191
192	04/25/2016	P	0.00	46.38	0.00	171.98	0.00	281.08	0.00	0.00	0.00	156.89	0.00	0.00	192
193	04/25/2016	P	0.00	26.73	0.00	171.98	0.00	281.08	0.00	0.00	0.00	156.89	0.00	0.00	193
194	04/25/2016	P	0.00	49.34	0.00	171.98	0.00	281.08	0.00	0.00	0.00	156.89	0.00	0.00	194
195	04/25/2016	P	0.00	46.05	0.00	171.98	0.00	281.08	0.00	0.00	0.00	156.89	0.00	0.00	195
196	04/30/2016	M	0.00	0.00	8.87	180.85	6.45	287.53	0.00	0.00	6.56	163.45	0.00	0.00	196
197	05/01/2016	O	300.00	0.00	0.00	180.85	0.00	287.53	0.00	0.00	0.00	163.45	0.00	0.00	197
198	05/09/2016	P	0.00	26.73	0.00	180.85	0.00	287.53	0.00	0.00	0.00	163.45	0.00	0.00	198
199	05/09/2016	P	0.00	46.38	0.00	180.85	0.00	287.53	0.00	0.00	0.00	163.45	0.00	0.00	199
200	05/09/2016	P	0.00	46.05	0.00	180.85	0.00	287.53	0.00	0.00	0.00	163.45	0.00	0.00	200
201	05/09/2016	P	0.00	49.34	0.00	180.85	0.00	287.53	0.00	0.00	0.00	163.45	0.00	0.00	201
202	05/25/2016	P	0.00	20.56	0.00	180.85	0.00	287.53	0.00	0.00	0.00	163.45	0.00	0.00	202
203	05/25/2016	P	0.00	20.56	0.00	180.85	0.00	287.53	0.00	0.00	0.00	163.45	0.00	0.00	203
204	05/25/2016	P	0.00	20.56	0.00	180.85	0.00	287.53	0.00	0.00	0.00	163.45	0.00	0.00	204
205	05/25/2016	P	0.00	20.56	0.00	180.85	0.00	287.53	0.00	0.00	0.00	163.45	0.00	0.00	205
206	05/31/2016	M	0.00	0.00	9.09	189.94	6.45	293.98	0.00	0.00	4.93	168.38	0.00	0.00	206
207	06/01/2016	O	300.00	0.00	0.00	189.94	0.00	293.98	0.00	0.00	0.00	168.38	0.00	0.00	207
208	06/10/2016	P	0.00	8.63	0.00	189.94	0.00	293.98	0.00	0.00	0.00	168.38	0.00	0.00	208
209	06/10/2016	P	0.00	8.64	0.00	189.94	0.00	293.98	0.00	0.00	0.00	168.38	0.00	0.00	209
210	06/10/2016	P	0.00	8.63	0.00	189.94	0.00	293.98	0.00	0.00	0.00	168.38	0.00	0.00	210
211	06/10/2016	P	0.00	8.64	0.00	189.94	0.00	293.98	0.00	0.00	0.00	168.38	0.00	0.00	211
212	06/30/2016	M	0.00	0.00	10.31	200.25	6.45	300.43	0.00	0.00	26.55	194.93	0.00	0.00	212
213	07/01/2016	O	300.00	0.00	0.00	200.25	0.00	300.43	0.00	0.00	0.00	194.93	0.00	0.00	213
214	07/31/2016	M	0.00	0.00	11.68	211.93	6.45	306.88	0.00	0.00	30.00	224.93	0.00	0.00	214
215	08/01/2016	O	300.00	0.00	0.00	211.93	0.00	306.88	0.00	0.00	0.00	224.93	0.00	0.00	215
216	08/10/2016	P	0.00	46.95	0.00	211.93	0.00	306.88	0.00	0.00	0.00	224.93	0.00	0.00	216
217	08/10/2016	P	0.00	39.83	0.00	211.93	0.00	306.88	0.00	0.00	0.00	224.93	0.00	0.00	217
218	08/10/2016	P	0.00	46.95	0.00	211.93	0.00	306.88	0.00	0.00	0.00	224.93	0.00	0.00	218

Event Date	Event Type	Current Amount Due	NCP Paid	Unadjudicated Interest (On UA)		Unadjudicated Interest (On AA)		Adjudicated Interest		Unadjudicated Penalty		Adjudicated Penalty			
				Adjust Amount	Running Balance	Adjust Amount	Running Balance	Adjust Amount	Running Balance	Adjust Amount	Running Balance	Adjust Amount	Running Balance		
219	08/25/2016	P	0.00	39.83	0.00	211.93	0.00	306.88	0.00	0.00	0.00	224.93	0.00	0.00	219
220	08/25/2016	P	0.00	68.63	0.00	211.93	0.00	306.88	0.00	0.00	0.00	224.93	0.00	0.00	220
221	08/25/2016	P	0.00	63.57	0.00	211.93	0.00	306.88	0.00	0.00	0.00	224.93	0.00	0.00	221
222	08/31/2016	M	0.00	0.00	11.68	223.61	6.42	313.30	0.00	0.00	0.00	224.93	0.00	0.00	222
223	09/01/2016	O	300.00	0.00	0.00	223.61	0.00	313.30	0.00	0.00	0.00	224.93	0.00	0.00	223
224	09/15/2016	P	0.00	17.32	0.00	223.61	0.00	313.30	0.00	0.00	0.00	224.93	0.00	0.00	224
225	09/15/2016	P	0.00	17.32	0.00	223.61	0.00	313.30	0.00	0.00	0.00	224.93	0.00	0.00	225
226	09/15/2016	P	0.00	17.32	0.00	223.61	0.00	313.30	0.00	0.00	0.00	224.93	0.00	0.00	226
227	09/26/2016	P	0.00	68.62	0.00	223.61	0.00	313.30	0.00	0.00	0.00	224.93	0.00	0.00	227
228	09/26/2016	P	0.00	69.12	0.00	223.61	0.00	313.30	0.00	0.00	0.00	224.93	0.00	0.00	228
229	09/26/2016	P	0.00	39.83	0.00	223.61	0.00	313.30	0.00	0.00	0.00	224.93	0.00	0.00	229
230	09/30/2016	M	0.00	0.00	12.01	235.62	6.42	319.72	0.00	0.00	7.05	231.98	0.00	0.00	230
231	10/01/2016	O	300.00	0.00	0.00	235.62	0.00	319.72	0.00	0.00	0.00	231.98	0.00	0.00	231
232	10/13/2016	P	0.00	39.82	0.00	235.62	0.00	319.72	0.00	0.00	0.00	231.98	0.00	0.00	232
233	10/13/2016	P	0.00	68.63	0.00	235.62	0.00	319.72	0.00	0.00	0.00	231.98	0.00	0.00	233
234	10/13/2016	P	0.00	69.12	0.00	235.62	0.00	319.72	0.00	0.00	0.00	231.98	0.00	0.00	234
235	10/27/2016	P	0.00	24.51	0.00	235.62	0.00	319.72	0.00	0.00	0.00	231.98	0.00	0.00	235
236	10/27/2016	P	0.00	24.51	0.00	235.62	0.00	319.72	0.00	0.00	0.00	231.98	0.00	0.00	236
237	10/27/2016	P	0.00	24.51	0.00	235.62	0.00	319.72	0.00	0.00	0.00	231.98	0.00	0.00	237
238	10/31/2016	M	0.00	0.00	12.23	247.85	6.42	326.14	0.00	0.00	4.89	236.87	0.00	0.00	238
239	11/01/2016	O	300.00	0.00	0.00	247.85	0.00	326.14	0.00	0.00	0.00	236.87	0.00	0.00	239
240	11/10/2016	P	0.00	69.12	0.00	247.85	0.00	326.14	0.00	0.00	0.00	236.87	0.00	0.00	240
241	11/10/2016	P	0.00	68.63	0.00	247.85	0.00	326.14	0.00	0.00	0.00	236.87	0.00	0.00	241
242	11/10/2016	P	0.00	39.83	0.00	247.85	0.00	326.14	0.00	0.00	0.00	236.87	0.00	0.00	242
243	11/30/2016	P	0.00	39.83	0.00	247.85	0.00	326.14	0.00	0.00	0.00	236.87	0.00	0.00	243
244	11/30/2016	P	0.00	69.11	0.00	247.85	0.00	326.14	0.00	0.00	0.00	236.87	0.00	0.00	244
245	11/30/2016	P	0.00	38.48	0.00	247.85	0.00	326.14	0.00	0.00	0.00	236.87	0.00	0.00	245
246	11/30/2016	M	0.00	0.00	12.23	260.08	6.31	332.45	0.00	0.00	0.00	236.87	0.00	0.00	246
247	12/01/2016	O	300.00	0.00	0.00	260.08	0.00	332.45	0.00	0.00	0.00	236.87	0.00	0.00	247
248	12/15/2016	P	0.00	39.83	0.00	260.08	0.00	332.45	0.00	0.00	0.00	236.87	0.00	0.00	248
249	12/15/2016	P	0.00	47.32	0.00	260.08	0.00	332.45	0.00	0.00	0.00	236.87	0.00	0.00	249
250	12/28/2016	P	0.00	47.33	0.00	260.08	0.00	332.45	0.00	0.00	0.00	236.87	0.00	0.00	250
251	12/29/2016	P	0.00	68.63	0.00	260.08	0.00	332.45	0.00	0.00	0.00	236.87	0.00	0.00	251

Event Date	Event Type	Current Amount Due	NCP Paid	Unadjudicated Interest (On UA)		Unadjudicated Interest (On AA)		Adjudicated Interest		Unadjudicated Penalty		Adjudicated Penalty		
				Adjust Amount	Running Balance	Adjust Amount	Running Balance	Adjust Amount	Running Balance	Adjust Amount	Running Balance	Adjust Amount	Running Balance	
252	12/29/2016	P	0.00	63.20	0.00	260.08	0.00	332.45	0.00	0.00	236.87	0.00	0.00	252
253	12/29/2016	P	0.00	39.83	0.00	260.08	0.00	332.45	0.00	0.00	236.87	0.00	0.00	253
254	12/31/2016	M	0.00	0.00	12.23	272.31	6.28	338.73	0.00	0.00	236.87	0.00	0.00	254
255	01/01/2017	O	300.00	0.00	0.00	272.31	0.00	338.73	0.00	0.00	236.87	0.00	0.00	255
256	01/13/2017	P	0.00	39.83	0.00	272.31	0.00	338.73	0.00	0.00	236.87	0.00	0.00	256
257	01/13/2017	P	0.00	68.63	0.00	272.31	0.00	338.73	0.00	0.00	236.87	0.00	0.00	257
258	01/13/2017	P	0.00	69.12	0.00	272.31	0.00	338.73	0.00	0.00	236.87	0.00	0.00	258
259	01/26/2017	P	0.00	68.62	0.00	272.31	0.00	338.73	0.00	0.00	236.87	0.00	0.00	259
260	01/26/2017	P	0.00	61.61	0.00	272.31	0.00	338.73	0.00	0.00	236.87	0.00	0.00	260
261	01/26/2017	P	0.00	17.19	0.00	272.31	0.00	338.73	0.00	0.00	236.87	0.00	0.00	261
262	01/31/2017	M	0.00	0.00	12.79	285.10	6.45	345.18	0.00	0.00	236.87	0.00	0.00	262
263	02/01/2017	O	300.00	0.00	0.00	285.10	0.00	345.18	0.00	0.00	236.87	0.00	0.00	263
264	02/16/2017	P	0.00	39.83	0.00	285.10	0.00	345.18	0.00	0.00	236.87	0.00	0.00	264
265	02/16/2017	P	0.00	69.12	0.00	285.10	0.00	345.18	0.00	0.00	236.87	0.00	0.00	265
266	02/16/2017	P	0.00	68.63	0.00	285.10	0.00	345.18	0.00	0.00	236.87	0.00	0.00	266
267	02/23/2017	P	0.00	69.11	0.00	285.10	0.00	345.18	0.00	0.00	236.87	0.00	0.00	267
268	02/23/2017	P	0.00	61.12	0.00	285.10	0.00	345.18	0.00	0.00	236.87	0.00	0.00	268
269	02/23/2017	P	0.00	17.19	0.00	285.10	0.00	345.18	0.00	0.00	236.87	0.00	0.00	269
270	02/28/2017	M	0.00	0.00	12.79	297.89	6.33	351.51	0.00	0.00	236.87	0.00	0.00	270
271	03/01/2017	O	300.00	0.00	0.00	297.89	0.00	351.51	0.00	0.00	236.87	0.00	0.00	271
272	03/09/2017	P	0.00	68.63	0.00	297.89	0.00	351.51	0.00	0.00	236.87	0.00	0.00	272
273	03/09/2017	P	0.00	39.83	0.00	297.89	0.00	351.51	0.00	0.00	236.87	0.00	0.00	273
274	03/09/2017	P	0.00	69.12	0.00	297.89	0.00	351.51	0.00	0.00	236.87	0.00	0.00	274
275	03/24/2017	P	0.00	69.11	0.00	297.89	0.00	351.51	0.00	0.00	236.87	0.00	0.00	275
276	03/24/2017	P	0.00	61.12	0.00	297.89	0.00	351.51	0.00	0.00	236.87	0.00	0.00	276
277	03/24/2017	P	0.00	21.26	0.00	297.89	0.00	351.51	0.00	0.00	236.87	0.00	0.00	277
278	03/31/2017	M	0.00	0.00	12.79	310.68	6.19	357.70	0.00	0.00	236.87	0.00	0.00	278
279	04/01/2017	O	300.00	0.00	0.00	310.68	0.00	357.70	0.00	0.00	236.87	0.00	0.00	279
280	04/13/2017	P	0.00	68.63	0.00	310.68	0.00	357.70	0.00	0.00	236.87	0.00	0.00	280
281	04/13/2017	P	0.00	69.12	0.00	310.68	0.00	357.70	0.00	0.00	236.87	0.00	0.00	281
282	04/13/2017	P	0.00	39.83	0.00	310.68	0.00	357.70	0.00	0.00	236.87	0.00	0.00	282
283	04/24/2017	P	0.00	61.61	0.00	310.68	0.00	357.70	0.00	0.00	236.87	0.00	0.00	283
284	04/24/2017	P	0.00	21.27	0.00	310.68	0.00	357.70	0.00	0.00	236.87	0.00	0.00	284

Event Date	Event Type	Current Amount Due	NCP Paid	Unadjudicated Interest (On UA)		Unadjudicated Interest (On AA)		Adjudicated Interest		Unadjudicated Penalty		Adjudicated Penalty	
				Adjust Amount	Running Balance	Adjust Amount	Running Balance	Adjust Amount	Running Balance	Adjust Amount	Running Balance	Adjust Amount	Running Balance
285 04/24/2017	P	0.00	68.62	0.00	310.68	0.00	357.70	0.00	0.00	0.00	236.87	0.00	0.00
286 04/30/2017	M	0.00	0.00	12.79	323.47	6.05	363.75	0.00	0.00	0.00	236.87	0.00	0.00
287 05/01/2017	O	300.00	0.00	0.00	323.47	0.00	363.75	0.00	0.00	0.00	236.87	0.00	0.00
288 05/19/2017	P	0.00	51.26	0.00	323.47	0.00	363.75	0.00	0.00	0.00	236.87	0.00	0.00
289 05/19/2017	P	0.00	39.83	0.00	323.47	0.00	363.75	0.00	0.00	0.00	236.87	0.00	0.00
290 05/19/2017	P	0.00	51.26	0.00	323.47	0.00	363.75	0.00	0.00	0.00	236.87	0.00	0.00
291 05/30/2017	P	0.00	34.92	0.00	323.47	0.00	363.75	0.00	0.00	0.00	236.87	0.00	0.00
292 05/30/2017	P	0.00	34.92	0.00	323.47	0.00	363.75	0.00	0.00	0.00	236.87	0.00	0.00
293 05/30/2017	P	0.00	34.93	0.00	323.47	0.00	363.75	0.00	0.00	0.00	236.87	0.00	0.00
294 05/31/2017	M	0.00	0.00	13.04	336.51	6.05	369.80	0.00	0.00	5.29	242.16	0.00	0.00
295 06/01/2017	O	300.00	0.00	0.00	336.51	0.00	369.80	0.00	0.00	0.00	242.16	0.00	0.00
296 06/14/2017	P	0.00	68.63	0.00	336.51	0.00	369.80	0.00	0.00	0.00	242.16	0.00	0.00
297 06/14/2017	P	0.00	69.12	0.00	336.51	0.00	369.80	0.00	0.00	0.00	242.16	0.00	0.00
298 06/14/2017	P	0.00	39.83	0.00	336.51	0.00	369.80	0.00	0.00	0.00	242.16	0.00	0.00
299 06/26/2017	P	0.00	69.11	0.00	336.51	0.00	369.80	0.00	0.00	0.00	242.16	0.00	0.00
300 06/26/2017	P	0.00	39.83	0.00	336.51	0.00	369.80	0.00	0.00	0.00	242.16	0.00	0.00
301 06/26/2017	P	0.00	42.59	0.00	336.51	0.00	369.80	0.00	0.00	0.00	242.16	0.00	0.00
302 06/30/2017	M	0.00	0.00	13.04	349.55	5.91	375.71	0.00	0.00	0.00	242.16	0.00	0.00
303 07/01/2017	O	300.00	0.00	0.00	349.55	0.00	375.71	0.00	0.00	0.00	242.16	0.00	0.00
304 07/13/2017	P	0.00	68.63	0.00	349.55	0.00	375.71	0.00	0.00	0.00	242.16	0.00	0.00
305 07/13/2017	P	0.00	39.83	0.00	349.55	0.00	375.71	0.00	0.00	0.00	242.16	0.00	0.00
306 07/13/2017	P	0.00	69.12	0.00	349.55	0.00	375.71	0.00	0.00	0.00	242.16	0.00	0.00
307 07/28/2017	P	0.00	39.83	0.00	349.55	0.00	375.71	0.00	0.00	0.00	242.16	0.00	0.00
308 07/28/2017	P	0.00	42.59	0.00	349.55	0.00	375.71	0.00	0.00	0.00	242.16	0.00	0.00
309 07/28/2017	P	0.00	69.12	0.00	349.55	0.00	375.71	0.00	0.00	0.00	242.16	0.00	0.00
310 07/31/2017	M	0.00	0.00	14.17	363.72	6.27	381.98	0.00	0.00	0.00	242.16	0.00	0.00
311 08/01/2017	O	300.00	0.00	0.00	363.72	0.00	381.98	0.00	0.00	0.00	242.16	0.00	0.00
312 08/14/2017	P	0.00	27.90	0.00	363.72	0.00	381.98	0.00	0.00	0.00	242.16	0.00	0.00
313 08/14/2017	P	0.00	27.91	0.00	363.72	0.00	381.98	0.00	0.00	0.00	242.16	0.00	0.00
314 08/14/2017	P	0.00	27.90	0.00	363.72	0.00	381.98	0.00	0.00	0.00	242.16	0.00	0.00
315 08/25/2017	P	0.00	68.63	0.00	363.72	0.00	381.98	0.00	0.00	0.00	242.16	0.00	0.00
316 08/25/2017	P	0.00	69.12	0.00	363.72	0.00	381.98	0.00	0.00	0.00	242.16	0.00	0.00
317 08/25/2017	P	0.00	39.83	0.00	363.72	0.00	381.98	0.00	0.00	0.00	242.16	0.00	0.00

Event Date	Event Type	Current Amount Due	NCP Paid	Unadjudicated Interest (On UA)		Unadjudicated Interest (On AA)		Adjudicated Interest		Unadjudicated Penalty		Adjudicated Penalty	
				Adjust Amount	Running Balance	Adjust Amount	Running Balance	Adjust Amount	Running Balance	Adjust Amount	Running Balance	Adjust Amount	Running Balance
318 08/31/2017	M	0.00	0.00	14.38	378.10	6.27	388.25	0.00	0.00	3.87	246.03	0.00	0.00
319 09/01/2017	O	300.00	0.00	0.00	378.10	0.00	388.25	0.00	0.00	0.00	246.03	0.00	0.00
320 09/11/2017	P	0.00	69.12	0.00	378.10	0.00	388.25	0.00	0.00	0.00	246.03	0.00	0.00
321 09/11/2017	P	0.00	68.63	0.00	378.10	0.00	388.25	0.00	0.00	0.00	246.03	0.00	0.00
322 09/11/2017	P	0.00	39.83	0.00	378.10	0.00	388.25	0.00	0.00	0.00	246.03	0.00	0.00
323 09/25/2017	P	0.00	39.83	0.00	378.10	0.00	388.25	0.00	0.00	0.00	246.03	0.00	0.00
324 09/25/2017	P	0.00	69.11	0.00	378.10	0.00	388.25	0.00	0.00	0.00	246.03	0.00	0.00
325 09/25/2017	P	0.00	42.61	0.00	378.10	0.00	388.25	0.00	0.00	0.00	246.03	0.00	0.00
326 09/30/2017	M	0.00	0.00	14.38	392.48	6.12	394.37	0.00	0.00	0.00	246.03	0.00	0.00
327 10/01/2017	O	300.00	0.00	0.00	392.48	0.00	394.37	0.00	0.00	0.00	246.03	0.00	0.00
328 10/16/2017	P	0.00	42.04	0.00	392.48	0.00	394.37	0.00	0.00	0.00	246.03	0.00	0.00
329 10/16/2017	P	0.00	27.88	0.00	392.48	0.00	394.37	0.00	0.00	0.00	246.03	0.00	0.00
330 10/16/2017	P	0.00	42.05	0.00	392.48	0.00	394.37	0.00	0.00	0.00	246.03	0.00	0.00
331 10/26/2017	P	0.00	39.83	0.00	392.48	0.00	394.37	0.00	0.00	0.00	246.03	0.00	0.00
332 10/26/2017	P	0.00	65.27	0.00	392.48	0.00	394.37	0.00	0.00	0.00	246.03	0.00	0.00
333 10/26/2017	P	0.00	65.27	0.00	392.48	0.00	394.37	0.00	0.00	0.00	246.03	0.00	0.00
334 10/31/2017	M	0.00	0.00	14.47	406.95	6.12	400.49	0.00	0.00	1.77	247.80	0.00	0.00
335 11/01/2017	O	300.00	0.00	0.00	406.95	0.00	400.49	0.00	0.00	0.00	247.80	0.00	0.00
336 11/13/2017	P	0.00	37.99	0.00	406.95	0.00	400.49	0.00	0.00	0.00	247.80	0.00	0.00
337 11/13/2017	P	0.00	37.99	0.00	406.95	0.00	400.49	0.00	0.00	0.00	247.80	0.00	0.00
338 11/13/2017	P	0.00	38.00	0.00	406.95	0.00	400.49	0.00	0.00	0.00	247.80	0.00	0.00
339 11/30/2017	P	0.00	31.65	0.00	406.95	0.00	400.49	0.00	0.00	0.00	247.80	0.00	0.00
340 11/30/2017	P	0.00	31.65	0.00	406.95	0.00	400.49	0.00	0.00	0.00	247.80	0.00	0.00
341 11/30/2017	P	0.00	31.66	0.00	406.95	0.00	400.49	0.00	0.00	0.00	247.80	0.00	0.00
342 11/30/2017	M	0.00	0.00	14.94	421.89	6.12	406.61	0.00	0.00	9.11	256.91	0.00	0.00
343 12/01/2017	O	300.00	0.00	0.00	421.89	0.00	406.61	0.00	0.00	0.00	256.91	0.00	0.00
344 12/15/2017	P	0.00	51.22	0.00	421.89	0.00	406.61	0.00	0.00	0.00	256.91	0.00	0.00
345 12/15/2017	P	0.00	29.51	0.00	421.89	0.00	406.61	0.00	0.00	0.00	256.91	0.00	0.00
346 12/15/2017	P	0.00	50.85	0.00	421.89	0.00	406.61	0.00	0.00	0.00	256.91	0.00	0.00
347 12/26/2017	P	0.00	29.50	0.00	421.89	0.00	406.61	0.00	0.00	0.00	256.91	0.00	0.00
348 12/26/2017	P	0.00	48.70	0.00	421.89	0.00	406.61	0.00	0.00	0.00	256.91	0.00	0.00
349 12/26/2017	P	0.00	40.32	0.00	421.89	0.00	406.61	0.00	0.00	0.00	256.91	0.00	0.00
350 12/31/2017	M	0.00	0.00	15.20	437.09	6.12	412.73	0.00	0.00	4.99	261.90	0.00	0.00

Event Date	Event Type	Current Amount Due	NCP Paid	Unadjudicated Interest (On UA)		Unadjudicated Interest (On AA)		Adjudicated Interest		Unadjudicated Penalty		Adjudicated Penalty	
				Adjust Amount	Running Balance	Adjust Amount	Running Balance	Adjust Amount	Running Balance	Adjust Amount	Running Balance	Adjust Amount	Running Balance
351 01/01/2018	O	300.00	0.00	0.00	437.09	0.00	412.73	0.00	0.00	0.00	261.90	0.00	0.00
352 01/16/2018	P	0.00	68.63	0.00	437.09	0.00	412.73	0.00	0.00	0.00	261.90	0.00	0.00
353 01/16/2018	P	0.00	69.12	0.00	437.09	0.00	412.73	0.00	0.00	0.00	261.90	0.00	0.00
354 01/16/2018	P	0.00	39.83	0.00	437.09	0.00	412.73	0.00	0.00	0.00	261.90	0.00	0.00
355 01/26/2018	P	0.00	19.22	0.00	437.09	0.00	412.73	0.00	0.00	0.00	261.90	0.00	0.00
356 01/26/2018	P	0.00	19.23	0.00	437.09	0.00	412.73	0.00	0.00	0.00	261.90	0.00	0.00
357 01/26/2018	P	0.00	19.22	0.00	437.09	0.00	412.73	0.00	0.00	0.00	261.90	0.00	0.00
358 01/31/2018	M	0.00	0.00	16.16	453.25	6.36	419.09	0.00	0.00	6.48	268.38	0.00	0.00
359 02/01/2018	O	300.00	0.00	0.00	453.25	0.00	419.09	0.00	0.00	0.00	268.38	0.00	0.00
360 02/12/2018	P	0.00	53.33	0.00	453.25	0.00	419.09	0.00	0.00	0.00	268.38	0.00	0.00
361 02/22/2018	P	0.00	149.51	0.00	453.25	0.00	419.09	0.00	0.00	0.00	268.38	0.00	0.00
362 02/28/2018	M	0.00	0.00	16.69	469.94	6.36	425.45	0.00	0.00	9.72	278.10	0.00	0.00
363 03/01/2018	O	300.00	0.00	0.00	469.94	0.00	425.45	0.00	0.00	0.00	278.10	0.00	0.00
364 03/05/2018	P	0.00	149.51	0.00	469.94	0.00	425.45	0.00	0.00	0.00	278.10	0.00	0.00
365 03/19/2018	P	0.00	149.51	0.00	469.94	0.00	425.45	0.00	0.00	0.00	278.10	0.00	0.00
366 03/26/2018	P	0.00	145.27	0.00	469.94	0.00	425.45	0.00	0.00	0.00	278.10	0.00	0.00
367 03/31/2018	M	0.00	0.00	16.69	486.63	5.58	431.03	0.00	0.00	0.00	278.10	0.00	0.00
368 04/01/2018	O	300.00	0.00	0.00	486.63	0.00	431.03	0.00	0.00	0.00	278.10	0.00	0.00
369 04/23/2018	P	0.00	46.05	0.00	486.63	0.00	431.03	0.00	0.00	0.00	278.10	0.00	0.00
370 04/23/2018	P	0.00	46.38	0.00	486.63	0.00	431.03	0.00	0.00	0.00	278.10	0.00	0.00
371 04/23/2018	P	0.00	26.73	0.00	486.63	0.00	431.03	0.00	0.00	0.00	278.10	0.00	0.00
372 04/23/2018	P	0.00	49.34	0.00	486.63	0.00	431.03	0.00	0.00	0.00	278.10	0.00	0.00
373 04/27/2018	P	0.00	46.05	0.00	486.63	0.00	431.03	0.00	0.00	0.00	278.10	0.00	0.00
374 04/27/2018	P	0.00	46.38	0.00	486.63	0.00	431.03	0.00	0.00	0.00	278.10	0.00	0.00
375 04/27/2018	P	0.00	46.88	0.00	486.63	0.00	431.03	0.00	0.00	0.00	278.10	0.00	0.00
376 04/27/2018	P	0.00	21.44	0.00	486.63	0.00	431.03	0.00	0.00	0.00	278.10	0.00	0.00
377 04/30/2018	M	0.00	0.00	16.69	503.32	5.42	436.45	0.00	0.00	0.00	278.10	0.00	0.00
378 05/01/2018	O	300.00	0.00	0.00	503.32	0.00	436.45	0.00	0.00	0.00	278.10	0.00	0.00
379 05/18/2018	P	0.00	46.05	0.00	503.32	0.00	436.45	0.00	0.00	0.00	278.10	0.00	0.00
380 05/18/2018	P	0.00	46.38	0.00	503.32	0.00	436.45	0.00	0.00	0.00	278.10	0.00	0.00
381 05/18/2018	P	0.00	49.34	0.00	503.32	0.00	436.45	0.00	0.00	0.00	278.10	0.00	0.00
382 05/18/2018	P	0.00	26.73	0.00	503.32	0.00	436.45	0.00	0.00	0.00	278.10	0.00	0.00
383 05/31/2018	M	0.00	0.00	17.40	520.72	5.42	441.87	0.00	0.00	13.15	291.25	0.00	0.00

Event Date	Event Type	Current Amount Due	NCP Paid	Unjudicated Interest (On UA)		Unjudicated Interest (On AA)		Adjudicated Interest		Unjudicated Penalty		Adjudicated Penalty		
				Adjust Amount	Running Balance	Adjust Amount	Running Balance	Adjust Amount	Running Balance	Adjust Amount	Running Balance	Adjust Amount	Running Balance	
384 06/01/2018	O	300.00	0.00	0.00	520.72	0.00	441.87	0.00	0.00	0.00	0.00	291.25	0.00	384
385 06/06/2018	P	0.00	168.50	0.00	520.72	0.00	441.87	0.00	0.00	0.00	0.00	291.25	0.00	385
386 06/30/2018	M	0.00	0.00	18.11	538.83	5.42	447.29	0.00	0.00	13.15	304.40	0.00	0.00	386
387 07/01/2018	O	300.00	0.00	0.00	538.83	0.00	447.29	0.00	0.00	0.00	304.40	0.00	0.00	387
388 07/10/2018	P	0.00	75.82	0.00	538.83	0.00	447.29	0.00	0.00	0.00	304.40	0.00	0.00	388
389 07/31/2018	M	0.00	0.00	20.81	559.64	5.84	453.13	0.00	0.00	22.42	326.82	0.00	0.00	389
Totals:		\$19200.00	\$16730.77	\$0.00	\$559.64	\$0.00	\$453.13	\$0.00	\$0.00	-\$0.00	\$326.82	\$0.00	\$0.00	

Total Unjudicated Interest on UA: \$559.64

Total Unjudicated Interest on AA: \$453.13

Total Adjudicated Interest: \$0.00

Total Interest: \$1012.77

Total Unjudicated Penalty: \$326.82

Total Adjudicated Penalty: \$0.00

Total Penalty: \$326.82

Total Arrears: \$4569.23
 Total Interest: \$1012.77
 Total Penalty: \$326.82
 Grand Total: \$5908.82

Custodian Financial Audit (part 1 of 2)

Run Date: 08/10/2018
Run Time: 12:29 PM

NCP Name: Zepeda, Daniel
CST Name: Bryant, Summer

Case ID: 119143100C
Docket#: 12-PA-0009
Prepared By: PMARTINE
Last Updated By: PMARTINE

Office: 03
Prepared By Date: 08/10/2018
Last Updated By Date: 08/10/2018

Provision Type: Fees

Event Date	Event Type	Current Amount Due	NCP Paid	Unadjudicated		Adjudicated	
				Adjustment Amount	Running Balance	Adjustment Amount	Running Balance
04/01/2013	J	0.00	0.00	0.00	0.00	114.00	114.00
04/01/2013	O	0.00	0.00	0.00	0.00	0.00	114.00
05/01/2013	O	0.00	0.00	0.00	0.00	0.00	114.00
06/01/2013	O	0.00	0.00	0.00	0.00	0.00	114.00
06/10/2013	P	0.00	20.00	0.00	0.00	-20.00	94.00
07/01/2013	O	0.00	0.00	0.00	0.00	0.00	94.00
08/01/2013	O	0.00	0.00	0.00	0.00	0.00	94.00
08/05/2013	P	0.00	20.00	0.00	0.00	-20.00	74.00
09/01/2013	O	0.00	0.00	0.00	0.00	0.00	74.00
09/09/2013	P	0.00	20.00	0.00	0.00	-20.00	54.00
10/01/2013	O	0.00	0.00	0.00	0.00	0.00	54.00
10/07/2013	P	0.00	20.00	0.00	0.00	-20.00	34.00
11/01/2013	O	0.00	0.00	0.00	0.00	0.00	34.00
12/01/2013	O	0.00	0.00	0.00	0.00	0.00	34.00
12/01/2013	O	0.00	0.00	0.00	0.00	0.00	34.00
12/09/2013	P	0.00	20.00	0.00	0.00	-20.00	14.00
01/01/2014	O	0.00	0.00	0.00	0.00	0.00	14.00
01/09/2014	P	0.00	14.00	0.00	0.00	-14.00	0.00
02/01/2014	O	0.00	0.00	0.00	0.00	0.00	0.00
03/01/2014	O	0.00	0.00	0.00	0.00	0.00	0.00
04/01/2014	O	0.00	0.00	0.00	0.00	0.00	0.00
05/01/2014	O	0.00	0.00	0.00	0.00	0.00	0.00

PMARTINE B

	Event Date	Event Type	Current Amount Due	NCP Paid	Unadjudicated Arrears		Adjudicated Arrears		
					Adjustment Amount	Running Balance	Adjustment Amount	Running Balance	
22	06/01/2014	0	0.00	0.00	0.00	0.00	0.00	0.00	22
23	07/01/2014	0	0.00	0.00	0.00	0.00	0.00	0.00	23
24	08/01/2014	0	0.00	0.00	0.00	0.00	0.00	0.00	24
25	09/01/2014	0	0.00	0.00	0.00	0.00	0.00	0.00	25
26	10/01/2014	0	0.00	0.00	0.00	0.00	0.00	0.00	26
27	11/01/2014	0	0.00	0.00	0.00	0.00	0.00	0.00	27
28	12/01/2014	0	0.00	0.00	0.00	0.00	0.00	0.00	28
29	01/01/2015	0	0.00	0.00	0.00	0.00	0.00	0.00	29
30	02/01/2015	0	0.00	0.00	0.00	0.00	0.00	0.00	30
31	03/01/2015	0	0.00	0.00	0.00	0.00	0.00	0.00	31
32	04/01/2015	0	0.00	0.00	0.00	0.00	0.00	0.00	32
33	05/01/2015	0	0.00	0.00	0.00	0.00	0.00	0.00	33
34	06/01/2015	0	0.00	0.00	0.00	0.00	0.00	0.00	34
35	07/01/2015	0	0.00	0.00	0.00	0.00	0.00	0.00	35
36	08/01/2015	0	0.00	0.00	0.00	0.00	0.00	0.00	36
37	09/01/2015	0	0.00	0.00	0.00	0.00	0.00	0.00	37
38	10/01/2015	0	0.00	0.00	0.00	0.00	0.00	0.00	38
39	11/01/2015	0	0.00	0.00	0.00	0.00	0.00	0.00	39
40	12/01/2015	0	0.00	0.00	0.00	0.00	0.00	0.00	40
41	01/01/2016	0	0.00	0.00	0.00	0.00	0.00	0.00	41
42	02/01/2016	0	0.00	0.00	0.00	0.00	0.00	0.00	42
43	03/01/2016	0	0.00	0.00	0.00	0.00	0.00	0.00	43
44	04/01/2016	0	0.00	0.00	0.00	0.00	0.00	0.00	44
45	05/01/2016	0	0.00	0.00	0.00	0.00	0.00	0.00	45
46	06/01/2016	0	0.00	0.00	0.00	0.00	0.00	0.00	46
47	07/01/2016	0	0.00	0.00	0.00	0.00	0.00	0.00	47
48	08/01/2016	0	0.00	0.00	0.00	0.00	0.00	0.00	48
49	09/01/2016	0	0.00	0.00	0.00	0.00	0.00	0.00	49
50	10/01/2016	0	0.00	0.00	0.00	0.00	0.00	0.00	50
51	11/01/2016	0	0.00	0.00	0.00	0.00	0.00	0.00	51
52	12/01/2016	0	0.00	0.00	0.00	0.00	0.00	0.00	52
53	01/01/2017	0	0.00	0.00	0.00	0.00	0.00	0.00	53
54	02/01/2017	0	0.00	0.00	0.00	0.00	0.00	0.00	54
55	03/01/2017	0	0.00	0.00	0.00	0.00	0.00	0.00	55

Event Date	Event Type	Current Amount Due	NCP Paid	Unadjudicated Arrears		Adjudicated Arrears	
				Adjustment Amount	Running Balance	Adjustment Amount	Running Balance
56	04/01/2017	0	0.00	0.00	0.00	0.00	0.00
57	05/01/2017	0	0.00	0.00	0.00	0.00	0.00
58	06/01/2017	0	0.00	0.00	0.00	0.00	0.00
59	07/01/2017	0	0.00	0.00	0.00	0.00	0.00
60	08/01/2017	0	0.00	0.00	0.00	0.00	0.00
61	09/01/2017	0	0.00	0.00	0.00	0.00	0.00
62	10/01/2017	0	0.00	0.00	0.00	0.00	0.00
63	11/01/2017	0	0.00	0.00	0.00	0.00	0.00
64	12/01/2017	0	0.00	0.00	0.00	0.00	0.00
65	01/01/2018	0	0.00	0.00	0.00	0.00	0.00
66	02/01/2018	0	0.00	0.00	0.00	0.00	0.00
67	03/01/2018	0	0.00	0.00	0.00	0.00	0.00
68	04/01/2018	0	0.00	0.00	0.00	0.00	0.00
69	05/01/2018	0	0.00	0.00	0.00	0.00	0.00
70	06/01/2018	0	0.00	0.00	0.00	0.00	0.00
71	07/01/2018	0	0.00	0.00	0.00	0.00	0.00
Totals:			\$114.00	\$0.00	\$0.00	\$0.00	\$0.00

Total Unadjudicated: \$0.00
 Total Adjudicated: \$0.00
 Total Arrears: \$0.00

Custodian Financial Audit (part 2 of 2)

Run Date: 08/10/2018
Run Time: 12:29 PM

NCP Name: Zepeda , Daniel
CST Name: Bryant, Summer

Case ID: 119143100C
Docket#: 12-PA-0009
Prepared By: PMARTINE
Last Updated By: PMARTINE

Office: 03
Prepared By Date: 08/10/2018
Last Updated By Date: 08/10/2018

Provision Type: Fees

Event Date	Event Type	Current Amount Due	NCP Paid	Unadjudicated Interest (On UA)		Unadjudicated Interest (On AA)		Adjudicated Interest		Unadjudicated Penalty		Adjudicated Penalty	
				Amount	Running Balance	Amount	Running Balance	Amount	Running Balance	Amount	Running Balance	Amount	Running Balance
04/01/2013	J	0.00	0.00	0.00	0.00	0.00	0.00	0.00	0.00	0.00	0.00	0.00	0.00
04/01/2013	O	0.00	0.00	0.00	0.00	0.00	0.00	0.00	0.00	0.00	0.00	0.00	0.00
05/01/2013	O	0.00	0.00	0.00	0.00	0.00	0.00	0.00	0.00	0.00	0.00	0.00	0.00
06/01/2013	O	0.00	0.00	0.00	0.00	0.00	0.00	0.00	0.00	0.00	0.00	0.00	0.00
06/10/2013	P	0.00	20.00	0.00	0.00	0.00	0.00	0.00	0.00	0.00	0.00	0.00	0.00
07/01/2013	O	0.00	0.00	0.00	0.00	0.00	0.00	0.00	0.00	0.00	0.00	0.00	0.00
08/01/2013	O	0.00	0.00	0.00	0.00	0.00	0.00	0.00	0.00	0.00	0.00	0.00	0.00
08/05/2013	P	0.00	20.00	0.00	0.00	0.00	0.00	0.00	0.00	0.00	0.00	0.00	0.00
09/01/2013	O	0.00	0.00	0.00	0.00	0.00	0.00	0.00	0.00	0.00	0.00	0.00	0.00
09/09/2013	P	0.00	20.00	0.00	0.00	0.00	0.00	0.00	0.00	0.00	0.00	0.00	0.00
10/01/2013	O	0.00	0.00	0.00	0.00	0.00	0.00	0.00	0.00	0.00	0.00	0.00	0.00
10/07/2013	P	0.00	20.00	0.00	0.00	0.00	0.00	0.00	0.00	0.00	0.00	0.00	0.00
11/01/2013	O	0.00	0.00	0.00	0.00	0.00	0.00	0.00	0.00	0.00	0.00	0.00	0.00
12/01/2013	O	0.00	0.00	0.00	0.00	0.00	0.00	0.00	0.00	0.00	0.00	0.00	0.00
12/09/2013	P	0.00	20.00	0.00	0.00	0.00	0.00	0.00	0.00	0.00	0.00	0.00	0.00
01/01/2014	O	0.00	0.00	0.00	0.00	0.00	0.00	0.00	0.00	0.00	0.00	0.00	0.00
01/09/2014	P	0.00	14.00	0.00	0.00	0.00	0.00	0.00	0.00	0.00	0.00	0.00	0.00
02/01/2014	O	0.00	0.00	0.00	0.00	0.00	0.00	0.00	0.00	0.00	0.00	0.00	0.00
03/01/2014	O	0.00	0.00	0.00	0.00	0.00	0.00	0.00	0.00	0.00	0.00	0.00	0.00
04/01/2014	O	0.00	0.00	0.00	0.00	0.00	0.00	0.00	0.00	0.00	0.00	0.00	0.00

Event Date	Event Type	Current Amount Due	NCP Paid	Unadjudicated Interest (On UA)		Unadjudicated Interest (On AA)		Adjudicated Interest		Unadjudicated Penalty		Adjudicated Penalty	
				Amount	Running Balance	Amount	Running Balance	Amount	Running Balance	Amount	Running Balance	Amount	Running Balance
21 05/01/2014	0	0.00	0.00	0.00	0.00	0.00	0.00	0.00	0.00	0.00	0.00	0.00	0.00
22 06/01/2014	0	0.00	0.00	0.00	0.00	0.00	0.00	0.00	0.00	0.00	0.00	0.00	0.00
23 07/01/2014	0	0.00	0.00	0.00	0.00	0.00	0.00	0.00	0.00	0.00	0.00	0.00	0.00
24 08/01/2014	0	0.00	0.00	0.00	0.00	0.00	0.00	0.00	0.00	0.00	0.00	0.00	0.00
25 09/01/2014	0	0.00	0.00	0.00	0.00	0.00	0.00	0.00	0.00	0.00	0.00	0.00	0.00
26 10/01/2014	0	0.00	0.00	0.00	0.00	0.00	0.00	0.00	0.00	0.00	0.00	0.00	0.00
27 11/01/2014	0	0.00	0.00	0.00	0.00	0.00	0.00	0.00	0.00	0.00	0.00	0.00	0.00
28 12/01/2014	0	0.00	0.00	0.00	0.00	0.00	0.00	0.00	0.00	0.00	0.00	0.00	0.00
29 01/01/2015	0	0.00	0.00	0.00	0.00	0.00	0.00	0.00	0.00	0.00	0.00	0.00	0.00
30 02/01/2015	0	0.00	0.00	0.00	0.00	0.00	0.00	0.00	0.00	0.00	0.00	0.00	0.00
31 03/01/2015	0	0.00	0.00	0.00	0.00	0.00	0.00	0.00	0.00	0.00	0.00	0.00	0.00
32 04/01/2015	0	0.00	0.00	0.00	0.00	0.00	0.00	0.00	0.00	0.00	0.00	0.00	0.00
33 05/01/2015	0	0.00	0.00	0.00	0.00	0.00	0.00	0.00	0.00	0.00	0.00	0.00	0.00
34 06/01/2015	0	0.00	0.00	0.00	0.00	0.00	0.00	0.00	0.00	0.00	0.00	0.00	0.00
35 07/01/2015	0	0.00	0.00	0.00	0.00	0.00	0.00	0.00	0.00	0.00	0.00	0.00	0.00
36 08/01/2015	0	0.00	0.00	0.00	0.00	0.00	0.00	0.00	0.00	0.00	0.00	0.00	0.00
37 09/01/2015	0	0.00	0.00	0.00	0.00	0.00	0.00	0.00	0.00	0.00	0.00	0.00	0.00
38 10/01/2015	0	0.00	0.00	0.00	0.00	0.00	0.00	0.00	0.00	0.00	0.00	0.00	0.00
39 11/01/2015	0	0.00	0.00	0.00	0.00	0.00	0.00	0.00	0.00	0.00	0.00	0.00	0.00
40 12/01/2015	0	0.00	0.00	0.00	0.00	0.00	0.00	0.00	0.00	0.00	0.00	0.00	0.00
41 01/01/2016	0	0.00	0.00	0.00	0.00	0.00	0.00	0.00	0.00	0.00	0.00	0.00	0.00
42 02/01/2016	0	0.00	0.00	0.00	0.00	0.00	0.00	0.00	0.00	0.00	0.00	0.00	0.00
43 03/01/2016	0	0.00	0.00	0.00	0.00	0.00	0.00	0.00	0.00	0.00	0.00	0.00	0.00
44 04/01/2016	0	0.00	0.00	0.00	0.00	0.00	0.00	0.00	0.00	0.00	0.00	0.00	0.00
45 05/01/2016	0	0.00	0.00	0.00	0.00	0.00	0.00	0.00	0.00	0.00	0.00	0.00	0.00
46 06/01/2016	0	0.00	0.00	0.00	0.00	0.00	0.00	0.00	0.00	0.00	0.00	0.00	0.00
47 07/01/2016	0	0.00	0.00	0.00	0.00	0.00	0.00	0.00	0.00	0.00	0.00	0.00	0.00
48 08/01/2016	0	0.00	0.00	0.00	0.00	0.00	0.00	0.00	0.00	0.00	0.00	0.00	0.00
49 09/01/2016	0	0.00	0.00	0.00	0.00	0.00	0.00	0.00	0.00	0.00	0.00	0.00	0.00
50 10/01/2016	0	0.00	0.00	0.00	0.00	0.00	0.00	0.00	0.00	0.00	0.00	0.00	0.00
51 11/01/2016	0	0.00	0.00	0.00	0.00	0.00	0.00	0.00	0.00	0.00	0.00	0.00	0.00
52 12/01/2016	0	0.00	0.00	0.00	0.00	0.00	0.00	0.00	0.00	0.00	0.00	0.00	0.00
53 01/01/2017	0	0.00	0.00	0.00	0.00	0.00	0.00	0.00	0.00	0.00	0.00	0.00	0.00

Event Date	Event Type	Current Amount Due	NCP Paid	Unadjudicated Interest (On UA)		Unadjudicated Interest (On AA)		Adjudicated Interest		Unadjudicated Penalty		Adjudicated Penalty	
				Adjust Amount	Running Balance	Adjust Amount	Running Balance	Adjust Amount	Running Balance	Adjust Amount	Running Balance	Adjust Amount	Running Balance
54 02/01/2017	0	0.00	0.00	0.00	0.00	0.00	0.00	0.00	0.00	0.00	0.00	0.00	0.00
55 03/01/2017	0	0.00	0.00	0.00	0.00	0.00	0.00	0.00	0.00	0.00	0.00	0.00	0.00
56 04/01/2017	0	0.00	0.00	0.00	0.00	0.00	0.00	0.00	0.00	0.00	0.00	0.00	0.00
57 05/01/2017	0	0.00	0.00	0.00	0.00	0.00	0.00	0.00	0.00	0.00	0.00	0.00	0.00
58 06/01/2017	0	0.00	0.00	0.00	0.00	0.00	0.00	0.00	0.00	0.00	0.00	0.00	0.00
59 07/01/2017	0	0.00	0.00	0.00	0.00	0.00	0.00	0.00	0.00	0.00	0.00	0.00	0.00
60 08/01/2017	0	0.00	0.00	0.00	0.00	0.00	0.00	0.00	0.00	0.00	0.00	0.00	0.00
61 09/01/2017	0	0.00	0.00	0.00	0.00	0.00	0.00	0.00	0.00	0.00	0.00	0.00	0.00
62 10/01/2017	0	0.00	0.00	0.00	0.00	0.00	0.00	0.00	0.00	0.00	0.00	0.00	0.00
63 11/01/2017	0	0.00	0.00	0.00	0.00	0.00	0.00	0.00	0.00	0.00	0.00	0.00	0.00
64 12/01/2017	0	0.00	0.00	0.00	0.00	0.00	0.00	0.00	0.00	0.00	0.00	0.00	0.00
65 01/01/2018	0	0.00	0.00	0.00	0.00	0.00	0.00	0.00	0.00	0.00	0.00	0.00	0.00
66 02/01/2018	0	0.00	0.00	0.00	0.00	0.00	0.00	0.00	0.00	0.00	0.00	0.00	0.00
67 03/01/2018	0	0.00	0.00	0.00	0.00	0.00	0.00	0.00	0.00	0.00	0.00	0.00	0.00
68 04/01/2018	0	0.00	0.00	0.00	0.00	0.00	0.00	0.00	0.00	0.00	0.00	0.00	0.00
69 05/01/2018	0	0.00	0.00	0.00	0.00	0.00	0.00	0.00	0.00	0.00	0.00	0.00	0.00
70 06/01/2018	0	0.00	0.00	0.00	0.00	0.00	0.00	0.00	0.00	0.00	0.00	0.00	0.00
71 07/01/2018	0	0.00	0.00	0.00	0.00	0.00	0.00	0.00	0.00	0.00	0.00	0.00	0.00
Totals:		\$0.00	\$114.00	\$0.00	\$0.00	\$0.00	\$0.00	\$0.00	\$0.00	\$0.00	\$0.00	\$0.00	\$0.00

Total Unadjudicated Interest on UA: \$0.00
 Total Unadjudicated Interest on AA: \$0.00
 Total Adjudicated Interest: \$0.00
 Total Interest: \$0.00

Total Unadjudicated Penalty: \$0.00
 Total Adjudicated Penalty: \$0.00
 Total Penalty: \$0.00

Total Arrears: \$0.00
 Total Interest: \$0.00
 Total Penalty: \$0.00
 Grand Total: \$0.00

10/10/13

COPY

CERTIFIED COPY

The document to which this certificate is attached is a full, true and correct copy of the original in file and of record in my office.

DATE 9-20-78

BOBBIE R. WILLIAMS Clerk of Court
of the State of Nevada, in and for the County of Douglas,

By ANONIA Deputy

RECEIVED

OCT 10 2013

STATE OF NEVADA
COURT SUPPORT PROGRAM