



KAREN ELLISON, RECORDER

1
2
3
4
5
6
7
8
9
10
11
12
13
14
15
16
17
18
19
20
21
22
23
24
25
26
27
28

APN # _____

Recording Requested by and returned to:

(for Recorder's use only)

Name: Division of Welfare and Supportive Services

Child Support Enforcement

Address: 300 E. Second St., Ste. 1200

City/State/Zip: Reno, NV 89501-1580

Release of Lien (RELN)

Judgment and Order

Stipulation and Order

Other:

OBLIGOR'S NAME: DYLAN LLOYD LANE

UPI #: 337-85-3000A

This page added to provide additional information required by NRS 111.312 Sections 1-2.

(Additional recording fee applies.)

This cover page must be typed or printed.

1 CASE NO. 11-UR-0053

2 DEPT. NO. II

3 **IN THE NINTH JUDICIAL DISTRICT COURT OF THE STATE OF NEVADA**

4 **IN AND FOR THE COUNTY OF DOUGLAS**

5
6 DIVISION OF WELFARE AND SUPPORTIVE SERVICES
7 AND SHANDY LYNN NELSON
8 Obligees,


AFFIDAVIT OF RECORDATION

8 Vs.

9 DYLAN LLOYD LANE
10 Obligor
_____ /


11 I, Martin Hernandez, hereby swear and affirm under penalty of perjury that the following assertions are true:


- 12 1. That affiant is, and at all times mentioned herein was, a citizen of the State of Nevada, over the
- 13 age of twenty-one years of age, and an employee of the Division of Welfare and Supportive
- 14 Services Child Support Enforcement Office managing the legal process under Case Number
- 15 337-85-3000A.
- 16 2. That this affidavit and Judgment and Order is being filed pursuant to NRS125B.142 and
- 17 NRS17.150, and when so recorded shall become upon all the real property of the Obligor.
- 18 3. That the Obligor's name is Dylan Lloyd Lane, whose address, Social Security number and date
- 19 of birth is confidential on file with the Division of Welfare and Supportive Services Child
- 20 Support Enforcement Office.
- 21 4. That attached hereto is a certified copy of the Judgment and Order filed on March 6, 2019.

22 
23 _____
24 Martin Hernandez
25 Administrative Assistant II

24 State of Nevada, County of Washoe

25 Subscribed and sworn before me this
26 13th day of March, 2019

26 
27 _____
28 NOTARY PUBLIC



INSTRUCTIONS TO RECORDER

Obligor: Dylan Lloyd Lane

Obligee: Shandy Lynn Nelson

Date: March 12, 2019

From: Martin Hernandez, Administrative Assistant II, Division of Welfare and Supportive Services Child Support Enforcement Office

Enclosed: Certified copy of Child Support Judgment and Order

In accordance with NRS125B.142 and NRS17.150, on the behalf of the Division please record the attached Affidavit and Judgment and Order at the request of the Division of Welfare and Supportive Services Child Support Enforcement Office.

Please note: If the judgment is a Stipulation and Order, they should be recorded as one document.

Thank you for your assistance. If you have any questions or concerns, please call me at (775) 448-5168.

RECEIVED
COPY
MAR - 1 2019

FILED

1 Case No. 11-UR-0053

2 Dept No. II

Douglas County
District Court Clerk

2019 MAR -6 AM 10: 25

BOBBIE R. WILLIAMS
CLERK

A. NEWTON
DEPUTY

3
4
5
6 IN THE NINTH JUDICIAL DISTRICT COURT OF THE STATE OF NEVADA
7 IN AND FOR THE COUNTY OF DOUGLAS
8

9 DIVISION OF WELFARE AND SUPPORTIVE SERVICES
10 AND SHANDY LYNN NELSON,
11 Obligees,

12 Vs.

13 DYLAN LLOYD LANE,
14 Obligor,

15 **JUDGMENT AND ORDER**

16 *The undersigned does hereby affirm this document does not contain the social security number of any*
17 *person, pursuant to NRS 239B.030.*

18 This matter was heard on January 25, 2019. The Court Master with the following persons
19 was present:

20 Obligee: Not Present
21 Obligor: Present, via telephone

22 Presented by: Alyssa Matovina Division of Welfare and Support Services
23 Child Support Enforcement

24 After considering all the evidence, the Master hereby makes the following Findings and
25 Recommendations:

26 The Obligor is the parent of the following child:

27 NAME DOB
28 NICKOLAS DONALD LANE JUNE 10, 2009

- 1 Obligee was properly noticed of today's hearing on or about January 25, 2019.
- 2 Obligor's gross monthly earnings are \$6,400.00. Pursuant to the formula prescribed
- 3 within NRS 125B.070, 18% of those earnings, the state calculates a support obligation
- 4 in the sum of \$1,152.00. Gross monthly income based on actual earnings.
- 5 The child support amount recommended by the Court Master (set out in paragraph 1
- 6 below) deviates from the statutory percentage under NRS 125B.080, based on the
- 7 following factors: State presumptive maximum applies.

8 RECOMMENDED ORDER IS:

- 9 1. Ongoing support is ordered in the amount of \$855.00 per month beginning
- 10 January 1, 2019. The obligation for Child Support continues until the child turns 18
- 11 years of age, or until the child turns 19 years of age if the child is enrolled in High
- 12 School. However, this obligation to support a child is affected by a child's ability to
- 13 live on their own (NRS129.080 to 129.140 – legal emancipation) or when applicable,
- 14 continued financial support beyond the age of majority per NRS125B.110.
- 15 2. The Obligor is responsible for **child support** arrears for the period of
- 16 September 1, 2011 through December 31, 2018.
- 17 A judgment is entered against the Obligor for **child support** arrears as follows:
- 18 Principal in the amount of \$2,857.86
- 19 Interest in the amount of \$1,481.47
- 20 Penalty in the amount of \$878.04
- 21 For a total judgment of \$5,217.37 to be repaid at \$50.00 per month beginning January 1, 2019.
- 22 3. The Obligor is responsible for **medical cash** arrears for the period of
- 23 September 1, 2011 through December 31, 2018.
- 24 A judgment is entered against the Obligor for **medical cash** arrears as follows:
- 25 Principal in the amount of \$1,142.99
- 26 Interest in the amount of \$326.92
- 27 Penalty in the amount of \$124.58
- 28 For a total judgment of \$1,594.49 to be repaid at \$25.00 per month beginning January 1, 2019.

1 All payments MUST be made in the form of a money order, cashier's check or business check
2 and payable to **STATE COLLECTION AND DISBURSEMENT UNIT (SCaDU)** and sent
3 to:

4 **STATE COLLECTION AND DISBURSEMENT UNIT (SCaDU)**
5 **P.O. BOX 98950**
6 **LAS VEGAS, NV 89193-89501**

7 The following information must be included with each payment:

- 8 A. Name (first, middle, last) of person responsible for paying child support.
- 9 B. Social Security Number of person responsible for paying child support.
- 10 C. Child support case number **337-85-3000A** listed on each payment.
- 11 D. Name of custodian (first and last name of person receiving child support).

12 **PAYMENT OF SUPPORT IS TO BE AS PROVIDED HEREIN, AND THE GIVING OF**
13 **GIFTS, OF MAKING PURCHASES OF FOOD, CLOTHING AND THE LIKE WILL**
14 **NOT FULFILL THE OBLIGATION. NOTICE: NO CREDIT WILL BE GIVEN FOR**
15 **PAYMENTS PAID DIRECTLY TO THE OBLIGEE.**

16 4. All payments shall be made by immediate income withholding. If your full obligation
17 is not met by the amount withheld by your employer, you are responsible to pay the
18 difference between your court ordered obligation and the amount withheld by your
19 employer directly to the STATE COLLECTION AND DISBURSEMENT UNIT
20 (SCaDU). If you fail to do so you will be subject to the assessment of penalties and
21 interest. You may avoid these additional costs by making your current child support
22 payments each month.

23 5. The Obligee shall provide health insurance coverage for the child when available
24 through employment or group policy under a plan that is reasonable in cost as defined in
25 NRS 125B.085 and Obligor shall pay **\$0.00** per month for health insurance premium
26 (medical cash) effective January 1, 2019. Medical costs incurred for the above-referenced
27 period have not yet been determined. The State's rights to recover said costs are not
28 waived by way of this order.

1 6. Pursuant to NRS 125B.080(7), expenses for health care which are not reimbursed
2 through insurance, including expenses for medical, surgical, dental, orthodontic and
3 optical expenses, must be shared equally by both parents.

4 7. The Obligor shall keep the Division of Welfare and Supportive Services informed of
5 any change regarding current residential and/or mailing address, employment and of
6 access to health insurance coverage in WRITING (including health insurance policy
7 information) within 10 days of such change.

8 8. Obligor shall be responsible for ALL child support and judgment payments due.
9 Payment is to be made directly to the STATE COLLECTION AND
10 DISBURSEMENT UNIT (SCaDU). At any time withholding does not occur, Obligor
11 must make voluntary payments to the STATE COLLECTION AND DISBURSEMENT
12 UNIT (SCaDU).

13 9. Effective July 1, 2004 simple interest will accrue on all adjudicated arrears balances
14 (including payment in lieu of medical insurance) and spousal support balances, for
15 cases with a Nevada controlling order pursuant to NRS 99.040. Interest assessed by a
16 judgment of the court prior to July 1, 2004 will be enforced. Interest on the judgment
17 shall accrue at the rate established by NRS 125B.140(2)(c)(1).

18 10. Pursuant to NRS 125B.095, a late fee/penalty of 10% (ten percent) of the unpaid
19 monthly child support amount will be added to the arrears balance of the Obligor if the
20 Obligor becomes delinquent in the amount owed for one month's support.

21 11. The State of Nevada has continuing exclusive jurisdiction for enforcement and
22 modification purposes pursuant to the Full Faith and Credit for Child Support Orders
23 Act.

24 12. The Master finds that these Recommendations are in the best interest of the child.

25 It is further ordered that: See page 2, lines 5-7.

26 ///

27 ///

SUPPORT OBLIGATION BREAKDOWN AS FOLLOWS:


Child Support.....	<u>\$855.00</u>	Effective <u>January 1, 2019</u>
Child Support Arrearages.....	<u>\$50.00</u>	Effective <u>January 1, 2019</u>
Medical Cash.....	<u>\$0.00</u>	Effective <u>January 1, 2019</u>
Medical Cash Arrearages.....	<u>\$25.00</u>	Effective <u>January 1, 2019</u>
TOTAL PAYMENT.....	<u>\$930.00</u>	

Pursuant to NRS 125B.145 this Order may be reviewed every three (3) years and is subject to future modifications.

Unless a stay of this Order is obtained from District Court, all enforcement procedures including, but not limited to wage withholding, garnishment, liens and the attachment of federal income tax returns will be undertaken upon entry of this order.

IT IS SO RECOMMENDED.

This 8 day of Feb., 2019.



COURT MASTER

1 Case No. 11-UR-0053

2 Dept No. II

3
4 IN THE NINTH JUDICIAL DISTRICT COURT OF THE STATE OF NEVADA

5 IN AND FOR THE COUNTY OF DOUGLAS

6
7 DIVISION OF WELFARE AND SUPPORTIVE SERVICES
8 AND SHANDY LYNN NELSON
9 NKA SHANDY LYNN MARRA
Obligees,

10 Vs.

11 DYLAN LLOYD LANE
12 Obligor

13
14 **CERTIFICATE OF MAILING**

15 Pursuant to NRCP 5(b), I certify that on this date I deposited for mailing, postage
16 prepaid, at Reno, Nevada, a true copy of the attached document addressed to:

17
18 DYLAN LANE
19 CONFIDENTIAL
20 IN FILE

21 SHANDY MARRA
22 CONFIDENTIAL
23 IN FILE

24 DATED: February 12, 2019

25
26 SIGNED: 
27 FOR VIVIAN BARRERA
ADMINISTRATIVE ASSISTANT II

28 DOCUMENTS: JUDGMENT AND ORDER
CASE NO. 11-UR-0053

Custodian Financial Audit (part 1 of 2)

Run Date: 01/18/2019
Run Time: 08:21 AM

NCP Name: Lane, Dylan
CST Name: Nelson, Shandy

Case ID: 337853000A
Docket#: 11-UR-0053

Office: 03

Prepared By: AMMATOVI
Last Updated By: AMMATOVI

Prepared By Date: 01/18/2019
Last Updated By Date: 01/18/2019

Provision Type: Child Support

	Event Date	Event Type	Current Amount Due	NCP Paid	Unadjudicated Arrears		Adjudicated Arrears	
					Adjustment Amount	Running Balance	Adjustment Amount	Running Balance
1	09/01/2011	J	0.00	0.00	0.00	0.00	500.00	500.00
2	09/01/2011	O	257.00	0.00	257.00	257.00	0.00	500.00
3	09/30/2011	M	0.00	0.00	0.00	257.00	0.00	500.00
4	10/01/2011	O	257.00	0.00	257.00	514.00	0.00	500.00
5	10/31/2011	M	0.00	0.00	0.00	514.00	0.00	500.00
6	11/01/2011	O	257.00	0.00	257.00	771.00	0.00	500.00
7	11/30/2011	M	0.00	0.00	0.00	771.00	0.00	500.00
8	12/01/2011	O	257.00	0.00	257.00	1028.00	0.00	500.00
9	12/31/2011	M	0.00	0.00	0.00	1028.00	0.00	500.00
10	01/01/2012	O	257.00	0.00	257.00	1285.00	0.00	500.00
11	01/31/2012	M	0.00	0.00	0.00	1285.00	0.00	500.00
12	02/01/2012	O	257.00	0.00	257.00	1542.00	0.00	500.00
13	02/27/2012	P	0.00	589.00	-257.00	1285.00	-332.00	168.00
14	02/27/2012	P	0.00	614.00	-446.00	839.00	-168.00	0.00
15	02/29/2012	M	0.00	0.00	0.00	839.00	0.00	0.00
16	03/01/2012	O	257.00	0.00	257.00	1096.00	0.00	0.00
17	03/12/2012	P	0.00	100.18	-100.18	995.82	0.00	0.00
18	03/26/2012	P	0.00	120.75	-120.75	875.07	0.00	0.00
19	03/31/2012	M	0.00	0.00	0.00	875.07	0.00	0.00
20	04/01/2012	O	257.00	0.00	257.00	1132.07	0.00	0.00
21	04/12/2012	P	0.00	66.05	-66.05	1066.02	0.00	0.00

0071A

Event Date	Event Type	Current Amount Due	NCP Paid	Unadjudicated Arrears		Adjudicated Arrears			
				Adjustment Amount	Running Balance	Adjustment Amount	Running Balance		
22	04/27/2012	P	0.00	115.44	-115.44	950.58	0.00	0.00	22
23	04/30/2012	M	0.00	0.00	0.00	950.58	0.00	0.00	23
24	05/01/2012	O	257.00	0.00	257.00	1207.58	0.00	0.00	24
25	05/14/2012	P	0.00	116.50	-116.50	1091.08	0.00	0.00	25
26	05/29/2012	P	0.00	140.50	-140.50	950.58	0.00	0.00	26
27	05/31/2012	M	0.00	0.00	0.00	950.58	0.00	0.00	27
28	06/01/2012	O	257.00	0.00	257.00	1207.58	0.00	0.00	28
29	06/27/2012	P	0.00	24.10	-24.10	1183.48	0.00	0.00	29
30	06/30/2012	M	0.00	0.00	0.00	1183.48	0.00	0.00	30
31	07/01/2012	O	257.00	0.00	257.00	1440.48	0.00	0.00	31
32	07/12/2012	P	0.00	47.90	-47.90	1392.58	0.00	0.00	32
33	07/27/2012	P	0.00	98.91	-98.91	1293.67	0.00	0.00	33
34	07/31/2012	M	0.00	0.00	0.00	1293.67	0.00	0.00	34
35	08/01/2012	O	257.00	0.00	257.00	1550.67	0.00	0.00	35
36	08/13/2012	P	0.00	10.23	-10.23	1540.44	0.00	0.00	36
37	08/31/2012	M	0.00	0.00	0.00	1540.44	0.00	0.00	37
38	09/01/2012	O	257.00	0.00	257.00	1797.44	0.00	0.00	38
39	09/13/2012	P	0.00	45.00	-45.00	1752.44	0.00	0.00	39
40	09/27/2012	P	0.00	56.87	-56.87	1695.57	0.00	0.00	40
41	09/30/2012	M	0.00	0.00	0.00	1695.57	0.00	0.00	41
42	10/01/2012	O	257.00	0.00	257.00	1952.57	0.00	0.00	42
43	10/12/2012	P	0.00	153.50	-153.50	1799.07	0.00	0.00	43
44	10/29/2012	P	0.00	103.50	-103.50	1695.57	0.00	0.00	44
45	10/31/2012	M	0.00	0.00	0.00	1695.57	0.00	0.00	45
46	11/01/2012	O	257.00	0.00	257.00	1952.57	0.00	0.00	46
47	11/13/2012	P	0.00	147.12	-147.12	1805.45	0.00	0.00	47
48	11/26/2012	P	0.00	55.51	-55.51	1749.94	0.00	0.00	48
49	11/30/2012	M	0.00	0.00	0.00	1749.94	0.00	0.00	49
50	12/01/2012	O	257.00	0.00	257.00	2006.94	0.00	0.00	50
51	12/12/2012	P	0.00	40.07	-40.07	1966.87	0.00	0.00	51
52	12/26/2012	P	0.00	59.21	-59.21	1907.66	0.00	0.00	52
53	12/31/2012	M	0.00	0.00	0.00	1907.66	0.00	0.00	53
54	01/01/2013	O	257.00	0.00	257.00	2164.66	0.00	0.00	54
55	01/31/2013	M	0.00	0.00	0.00	2164.66	0.00	0.00	55

	Event Date	Event Type	Current Amount Due	NCP Paid	Unadjudicated Arrears		Adjudicated Arrears		
					Adjustment Amount	Running Balance	Adjustment Amount	Running Balance	
56	02/01/2013	O	257.00	0.00	257.00	2421.66	0.00	0.00	56
57	02/28/2013	M	0.00	0.00	0.00	2421.66	0.00	0.00	57
58	03/01/2013	O	257.00	0.00	257.00	2678.66	0.00	0.00	58
59	03/31/2013	M	0.00	0.00	0.00	2678.66	0.00	0.00	59
60	04/01/2013	O	257.00	0.00	257.00	2935.66	0.00	0.00	60
61	04/30/2013	M	0.00	0.00	0.00	2935.66	0.00	0.00	61
62	05/01/2013	O	257.00	0.00	257.00	3192.66	0.00	0.00	62
63	05/31/2013	M	0.00	0.00	0.00	3192.66	0.00	0.00	63
64	06/01/2013	O	257.00	0.00	257.00	3449.66	0.00	0.00	64
65	06/30/2013	M	0.00	0.00	0.00	3449.66	0.00	0.00	65
66	07/01/2013	O	257.00	0.00	257.00	3706.66	0.00	0.00	66
67	07/31/2013	M	0.00	0.00	0.00	3706.66	0.00	0.00	67
68	08/01/2013	O	257.00	0.00	257.00	3963.66	0.00	0.00	68
69	08/31/2013	M	0.00	0.00	0.00	3963.66	0.00	0.00	69
70	09/01/2013	O	257.00	0.00	257.00	4220.66	0.00	0.00	70
71	09/30/2013	M	0.00	0.00	0.00	4220.66	0.00	0.00	71
72	10/01/2013	O	257.00	0.00	257.00	4477.66	0.00	0.00	72
73	10/31/2013	M	0.00	0.00	0.00	4477.66	0.00	0.00	73
74	11/01/2013	O	257.00	0.00	257.00	4734.66	0.00	0.00	74
75	11/30/2013	M	0.00	0.00	0.00	4734.66	0.00	0.00	75
76	12/01/2013	O	257.00	0.00	257.00	4991.66	0.00	0.00	76
77	12/27/2013	P	0.00	125.90	-125.90	4865.76	0.00	0.00	77
78	12/31/2013	M	0.00	0.00	0.00	4865.76	0.00	0.00	78
79	01/01/2014	O	257.00	0.00	257.00	5122.76	0.00	0.00	79
80	01/14/2014	P	0.00	29.70	-29.70	5093.06	0.00	0.00	80
81	01/28/2014	P	0.00	32.69	-32.69	5060.37	0.00	0.00	81
82	01/31/2014	M	0.00	0.00	0.00	5060.37	0.00	0.00	82
83	02/01/2014	O	257.00	0.00	257.00	5317.37	0.00	0.00	83
84	02/13/2014	P	0.00	83.28	-83.28	5234.09	0.00	0.00	84
85	02/28/2014	P	0.00	76.45	-76.45	5157.64	0.00	0.00	85
86	02/28/2014	M	0.00	0.00	0.00	5157.64	0.00	0.00	86
87	03/01/2014	O	257.00	0.00	257.00	5414.64	0.00	0.00	87
88	03/13/2014	P	0.00	64.14	-64.14	5350.50	0.00	0.00	88
89	03/28/2014	P	0.00	44.99	-44.99	5305.51	0.00	0.00	89

Event Date	Event Type	Current Amount Due	NCP Paid	Unadjudicated Arrears		Adjudicated Arrears		
				Adjustment Amount	Running Balance	Adjustment Amount	Running Balance	
90	03/31/2014	M	0.00	0.00	5305.51	0.00	0.00	90
91	04/01/2014	O	0.00	257.00	5562.51	0.00	0.00	91
92	04/01/2014	P	73.52	-73.52	5488.99	0.00	0.00	92
93	04/14/2014	P	47.73	-47.73	5441.26	0.00	0.00	93
94	04/14/2014	P	113.24	-113.24	5328.02	0.00	0.00	94
95	04/28/2014	P	105.15	-105.15	5222.87	0.00	0.00	95
96	04/29/2014	P	61.40	-61.40	5161.47	0.00	0.00	96
97	04/30/2014	M	0.00	0.00	5161.47	0.00	0.00	97
98	05/01/2014	O	0.00	257.00	5418.47	0.00	0.00	98
99	05/12/2014	P	85.25	-85.25	5333.22	0.00	0.00	99
100	05/13/2014	P	77.81	-77.81	5255.41	0.00	0.00	100
101	05/27/2014	P	83.53	-83.53	5171.88	0.00	0.00	101
102	05/28/2014	P	10.41	-10.41	5161.47	0.00	0.00	102
103	05/31/2014	M	0.00	0.00	5161.47	0.00	0.00	103
104	06/01/2014	O	0.00	257.00	5418.47	0.00	0.00	104
105	06/09/2014	P	130.15	-130.15	5288.32	0.00	0.00	105
106	06/23/2014	P	126.85	-126.85	5161.47	0.00	0.00	106
107	06/30/2014	M	0.00	0.00	5161.47	0.00	0.00	107
108	07/01/2014	O	0.00	257.00	5418.47	0.00	0.00	108
109	07/08/2014	P	130.15	-130.15	5288.32	0.00	0.00	109
110	07/21/2014	P	126.85	-126.85	5161.47	0.00	0.00	110
111	07/31/2014	M	0.00	0.00	5161.47	0.00	0.00	111
112	08/01/2014	O	0.00	257.00	5418.47	0.00	0.00	112
113	08/04/2014	P	130.15	-130.15	5288.32	0.00	0.00	113
114	08/18/2014	P	126.85	-126.85	5161.47	0.00	0.00	114
115	08/31/2014	M	0.00	0.00	5161.47	0.00	0.00	115
116	09/01/2014	O	0.00	257.00	5418.47	0.00	0.00	116
117	09/02/2014	P	130.15	-130.15	5288.32	0.00	0.00	117
118	09/15/2014	P	126.85	-126.85	5161.47	0.00	0.00	118
119	09/29/2014	P	108.45	-108.45	5053.02	0.00	0.00	119
120	09/30/2014	M	0.00	0.00	5053.02	0.00	0.00	120
121	10/01/2014	O	0.00	257.00	5310.02	0.00	0.00	121
122	10/09/2014	P	49.68	-49.68	5260.34	0.00	0.00	122
123	10/14/2014	P	61.21	-61.21	5199.13	0.00	0.00	123

	Event Date	Event Type	Current Amount Due	NCP Paid	Unadjudicated Arrears		Adjudicated Arrears		
					Adjustment Amount	Running Balance	Adjustment Amount	Running Balance	
124	10/28/2014	P	0.00	98.95	-98.95	5100.18	0.00	0.00	124
125	10/31/2014	M	0.00	0.00	0.00	5100.18	0.00	0.00	125
126	11/01/2014	O	257.00	0.00	257.00	5357.18	0.00	0.00	126
127	11/13/2014	P	0.00	141.00	-141.00	5216.18	0.00	0.00	127
128	11/30/2014	M	0.00	0.00	0.00	5216.18	0.00	0.00	128
129	12/01/2014	O	257.00	0.00	257.00	5473.18	0.00	0.00	129
130	12/01/2014	P	0.00	141.00	-141.00	5332.18	0.00	0.00	130
131	12/15/2014	P	0.00	116.00	-116.00	5216.18	0.00	0.00	131
132	12/16/2014	P	0.00	14.52	-14.52	5201.66	0.00	0.00	132
133	12/29/2014	P	0.00	141.00	-141.00	5060.66	0.00	0.00	133
134	12/30/2014	P	0.00	35.67	-35.67	5024.99	0.00	0.00	134
135	12/31/2014	M	0.00	0.00	0.00	5024.99	0.00	0.00	135
136	01/01/2015	O	257.00	0.00	257.00	5281.99	0.00	0.00	136
137	01/15/2015	P	0.00	22.89	-22.89	5259.10	0.00	0.00	137
138	01/31/2015	M	0.00	0.00	0.00	5259.10	0.00	0.00	138
139	02/01/2015	O	257.00	0.00	257.00	5516.10	0.00	0.00	139
140	02/02/2015	P	0.00	131.15	-131.15	5384.95	0.00	0.00	140
141	02/10/2015	P	0.00	25.33	-25.33	5359.62	0.00	0.00	141
142	02/13/2015	P	0.00	25.02	-25.02	5334.60	0.00	0.00	142
143	02/17/2015	P	0.00	106.15	-106.15	5228.45	0.00	0.00	143
144	02/28/2015	M	0.00	0.00	0.00	5228.45	0.00	0.00	144
145	03/01/2015	O	257.00	0.00	257.00	5485.45	0.00	0.00	145
146	03/02/2015	P	0.00	252.00	-252.00	5233.45	0.00	0.00	146
147	03/02/2015	P	0.00	54.62	-54.62	5178.83	0.00	0.00	147
148	03/02/2015	P	0.00	131.15	-131.15	5047.68	0.00	0.00	148
149	03/12/2015	P	0.00	42.18	-42.18	5005.50	0.00	0.00	149
150	03/16/2015	P	0.00	131.15	-131.15	4874.35	0.00	0.00	150
151	03/30/2015	P	0.00	198.29	-198.29	4676.06	0.00	0.00	151
152	03/31/2015	M	0.00	0.00	0.00	4676.06	0.00	0.00	152
153	04/01/2015	O	257.00	0.00	257.00	4933.06	0.00	0.00	153
154	04/13/2015	P	0.00	131.15	-131.15	4801.91	0.00	0.00	154
155	04/14/2015	P	0.00	28.14	-28.14	4773.77	0.00	0.00	155
156	04/27/2015	P	0.00	106.15	-106.15	4667.62	0.00	0.00	156
157	04/28/2015	P	0.00	40.62	-40.62	4627.00	0.00	0.00	157

	Event Date	Event Type	Current Amount Due	NCP Paid	Unadjudicated Arrears		Adjudicated Arrears		
					Adjustment Amount	Running Balance	Adjustment Amount	Running Balance	
158	04/30/2015	M	0.00	0.00	0.00	4627.00	0.00	0.00	158
159	05/01/2015	O	257.00	0.00	257.00	4884.00	0.00	0.00	159
160	05/11/2015	P	0.00	131.15	-131.15	4752.85	0.00	0.00	160
161	05/13/2015	P	0.00	57.78	-57.78	4695.07	0.00	0.00	161
162	05/26/2015	P	0.00	68.07	-68.07	4627.00	0.00	0.00	162
163	05/27/2015	P	0.00	120.66	-120.66	4506.34	0.00	0.00	163
164	05/31/2015	M	0.00	0.00	0.00	4506.34	0.00	0.00	164
165	06/01/2015	O	257.00	0.00	257.00	4763.34	0.00	0.00	165
166	06/02/2015	P	0.00	11.24	-11.24	4752.10	0.00	0.00	166
167	06/08/2015	P	0.00	131.15	-131.15	4620.95	0.00	0.00	167
168	06/30/2015	M	0.00	0.00	0.00	4620.95	0.00	0.00	168
169	07/01/2015	O	257.00	0.00	257.00	4877.95	0.00	0.00	169
170	07/06/2015	P	0.00	117.63	-117.63	4760.32	0.00	0.00	170
171	07/20/2015	P	0.00	70.82	-70.82	4689.50	0.00	0.00	171
172	07/28/2015	P	0.00	81.56	-81.56	4607.94	0.00	0.00	172
173	07/31/2015	M	0.00	0.00	0.00	4607.94	0.00	0.00	173
174	08/01/2015	O	257.00	0.00	257.00	4864.94	0.00	0.00	174
175	08/11/2015	P	0.00	130.15	-130.15	4734.79	0.00	0.00	175
176	08/25/2015	P	0.00	126.85	-126.85	4607.94	0.00	0.00	176
177	08/31/2015	M	0.00	0.00	0.00	4607.94	0.00	0.00	177
178	09/01/2015	O	257.00	0.00	257.00	4864.94	0.00	0.00	178
179	09/10/2015	P	0.00	130.15	-130.15	4734.79	0.00	0.00	179
180	09/22/2015	P	0.00	126.85	-126.85	4607.94	0.00	0.00	180
181	09/30/2015	M	0.00	0.00	0.00	4607.94	0.00	0.00	181
182	10/01/2015	O	257.00	0.00	257.00	4864.94	0.00	0.00	182
183	10/06/2015	P	0.00	130.15	-130.15	4734.79	0.00	0.00	183
184	10/21/2015	P	0.00	126.85	-126.85	4607.94	0.00	0.00	184
185	10/31/2015	M	0.00	0.00	0.00	4607.94	0.00	0.00	185
186	11/01/2015	O	257.00	0.00	257.00	4864.94	0.00	0.00	186
187	11/03/2015	P	0.00	130.15	-130.15	4734.79	0.00	0.00	187
188	11/18/2015	P	0.00	126.85	-126.85	4607.94	0.00	0.00	188
189	11/30/2015	M	0.00	0.00	0.00	4607.94	0.00	0.00	189
190	12/01/2015	O	257.00	0.00	257.00	4864.94	0.00	0.00	190
191	12/03/2015	P	0.00	130.15	-130.15	4734.79	0.00	0.00	191

	Event Date	Event Type	Current Amount Due	NCP Paid	Unadjudicated Arrears		Adjudicated Arrears		
					Adjustment Amount	Running Balance	Adjustment Amount	Running Balance	
192	12/15/2015	P	0.00	126.85	-126.85	4607.94	0.00	0.00	192
193	12/29/2015	P	0.00	108.45	-108.45	4499.49	0.00	0.00	193
194	12/31/2015	M	0.00	0.00	0.00	4499.49	0.00	0.00	194
195	01/01/2016	O	257.00	0.00	257.00	4756.49	0.00	0.00	195
196	01/14/2016	P	0.00	130.15	-130.15	4626.34	0.00	0.00	196
197	01/25/2016	P	0.00	126.85	-126.85	4499.49	0.00	0.00	197
198	01/27/2016	P	0.00	1.37	-1.37	4498.12	0.00	0.00	198
199	01/31/2016	M	0.00	0.00	0.00	4498.12	0.00	0.00	199
200	02/01/2016	O	257.00	0.00	257.00	4755.12	0.00	0.00	200
201	02/08/2016	P	0.00	141.69	-141.69	4613.43	0.00	0.00	201
202	02/09/2016	P	0.00	11.53	-11.53	4601.90	0.00	0.00	202
203	02/22/2016	P	0.00	116.69	-116.69	4485.21	0.00	0.00	203
204	02/24/2016	P	0.00	11.53	-11.53	4473.68	0.00	0.00	204
205	02/29/2016	M	0.00	0.00	0.00	4473.68	0.00	0.00	205
206	03/01/2016	O	257.00	0.00	257.00	4730.68	0.00	0.00	206
207	03/07/2016	P	0.00	141.69	-141.69	4588.99	0.00	0.00	207
208	03/08/2016	P	0.00	11.53	-11.53	4577.46	0.00	0.00	208
209	03/21/2016	P	0.00	116.69	-116.69	4460.77	0.00	0.00	209
210	03/22/2016	P	0.00	11.53	-11.53	4449.24	0.00	0.00	210
211	03/31/2016	M	0.00	0.00	0.00	4449.24	0.00	0.00	211
212	04/01/2016	O	257.00	0.00	257.00	4706.24	0.00	0.00	212
213	04/04/2016	P	0.00	712.00	-712.00	3994.24	0.00	0.00	213
214	04/04/2016	P	0.00	141.69	-141.69	3852.55	0.00	0.00	214
215	04/05/2016	P	0.00	11.53	-11.53	3841.02	0.00	0.00	215
216	04/18/2016	P	0.00	141.69	-141.69	3699.33	0.00	0.00	216
217	04/20/2016	P	0.00	11.53	-11.53	3687.80	0.00	0.00	217
218	04/30/2016	M	0.00	0.00	0.00	3687.80	0.00	0.00	218
219	05/01/2016	O	257.00	0.00	257.00	3944.80	0.00	0.00	219
220	05/31/2016	M	0.00	0.00	0.00	3944.80	0.00	0.00	220
221	06/01/2016	O	257.00	0.00	257.00	4201.80	0.00	0.00	221
222	06/28/2016	P	0.00	133.84	-133.84	4067.96	0.00	0.00	222
223	06/30/2016	M	0.00	0.00	0.00	4067.96	0.00	0.00	223
224	07/01/2016	O	257.00	0.00	257.00	4324.96	0.00	0.00	224
225	07/11/2016	P	0.00	28.67	-28.67	4296.29	0.00	0.00	225

Event Date	Event Type	Current Amount Due	NCP Paid	Unadjudicated Arrears		Adjudicated Arrears		
				Adjustment Amount	Running Balance	Adjustment Amount	Running Balance	
226	07/31/2016	M	0.00	0.00	4296.29	0.00	0.00	226
227	08/01/2016	O	0.00	257.00	4553.29	0.00	0.00	227
228	08/31/2016	M	0.00	0.00	4553.29	0.00	0.00	228
229	09/01/2016	O	0.00	257.00	4810.29	0.00	0.00	229
230	09/30/2016	M	0.00	0.00	4810.29	0.00	0.00	230
231	10/01/2016	O	0.00	257.00	5067.29	0.00	0.00	231
232	10/31/2016	P	1423.53	-1423.53	3643.76	0.00	0.00	232
233	10/31/2016	M	0.00	0.00	3643.76	0.00	0.00	233
234	11/01/2016	O	0.00	257.00	3900.76	0.00	0.00	234
235	11/30/2016	M	0.00	0.00	3900.76	0.00	0.00	235
236	12/01/2016	O	0.00	257.00	4157.76	0.00	0.00	236
237	12/14/2016	P	282.00	-282.00	3875.76	0.00	0.00	237
238	12/31/2016	M	0.00	0.00	3875.76	0.00	0.00	238
239	01/01/2017	O	0.00	257.00	4132.76	0.00	0.00	239
240	01/24/2017	P	282.00	-282.00	3850.76	0.00	0.00	240
241	01/31/2017	M	0.00	0.00	3850.76	0.00	0.00	241
242	02/01/2017	O	0.00	257.00	4107.76	0.00	0.00	242
243	02/28/2017	M	0.00	0.00	4107.76	0.00	0.00	243
244	03/01/2017	O	0.00	257.00	4364.76	0.00	0.00	244
245	03/31/2017	M	0.00	0.00	4364.76	0.00	0.00	245
246	04/01/2017	O	0.00	257.00	4621.76	0.00	0.00	246
247	04/21/2017	P	33.15	-33.15	4588.61	0.00	0.00	247
248	04/27/2017	P	948.00	-948.00	3640.61	0.00	0.00	248
249	04/30/2017	M	0.00	0.00	3640.61	0.00	0.00	249
250	05/01/2017	O	0.00	257.00	3897.61	0.00	0.00	250
251	05/31/2017	M	0.00	0.00	3897.61	0.00	0.00	251
252	06/01/2017	O	0.00	257.00	4154.61	0.00	0.00	252
253	06/29/2017	P	5.86	-5.86	4148.75	0.00	0.00	253
254	06/30/2017	M	0.00	0.00	4148.75	0.00	0.00	254
255	07/01/2017	O	0.00	257.00	4405.75	0.00	0.00	255
256	07/27/2017	P	282.00	-282.00	4123.75	0.00	0.00	256
257	07/31/2017	P	306.10	-306.10	3817.65	0.00	0.00	257
258	07/31/2017	M	0.00	0.00	3817.65	0.00	0.00	258
259	08/01/2017	O	0.00	257.00	4074.65	0.00	0.00	259

	Event Date	Event Type	Current Amount Due	NCP Paid	Unadjudicated Arrears		Adjudicated Arrears		
					Adjustment Amount	Running Balance	Adjustment Amount	Running Balance	
260	08/24/2017	P	0.00	141.69	-141.69	3932.96	0.00	0.00	260
261	08/31/2017	M	0.00	0.00	0.00	3932.96	0.00	0.00	261
262	09/01/2017	O	257.00	0.00	257.00	4189.96	0.00	0.00	262
263	09/11/2017	P	0.00	141.69	-141.69	4048.27	0.00	0.00	263
264	09/21/2017	P	0.00	116.69	-116.69	3931.58	0.00	0.00	264
265	09/30/2017	M	0.00	0.00	0.00	3931.58	0.00	0.00	265
266	10/01/2017	O	257.00	0.00	257.00	4188.58	0.00	0.00	266
267	10/05/2017	P	0.00	141.69	-141.69	4046.89	0.00	0.00	267
268	10/19/2017	P	0.00	116.69	-116.69	3930.20	0.00	0.00	268
269	10/31/2017	M	0.00	0.00	0.00	3930.20	0.00	0.00	269
270	11/01/2017	O	257.00	0.00	257.00	4187.20	0.00	0.00	270
271	11/02/2017	P	0.00	141.69	-141.69	4045.51	0.00	0.00	271
272	11/16/2017	P	0.00	116.69	-116.69	3928.82	0.00	0.00	272
273	11/30/2017	P	0.00	141.69	-141.69	3787.13	0.00	0.00	273
274	11/30/2017	M	0.00	0.00	0.00	3787.13	0.00	0.00	274
275	12/01/2017	O	257.00	0.00	257.00	4044.13	0.00	0.00	275
276	12/14/2017	P	0.00	141.69	-141.69	3902.44	0.00	0.00	276
277	12/29/2017	P	0.00	116.69	-116.69	3785.75	0.00	0.00	277
278	12/31/2017	M	0.00	0.00	0.00	3785.75	0.00	0.00	278
279	01/01/2018	O	257.00	0.00	257.00	4042.75	0.00	0.00	279
280	01/11/2018	P	0.00	141.69	-141.69	3901.06	0.00	0.00	280
281	01/23/2018	P	0.00	116.69	-116.69	3784.37	0.00	0.00	281
282	01/31/2018	M	0.00	0.00	0.00	3784.37	0.00	0.00	282
283	02/01/2018	O	257.00	0.00	257.00	4041.37	0.00	0.00	283
284	02/28/2018	M	0.00	0.00	0.00	4041.37	0.00	0.00	284
285	03/01/2018	O	257.00	0.00	257.00	4298.37	0.00	0.00	285
286	03/14/2018	P	0.00	282.00	-282.00	4016.37	0.00	0.00	286
287	03/20/2018	P	0.00	153.50	-153.50	3862.87	0.00	0.00	287
288	03/31/2018	M	0.00	0.00	0.00	3862.87	0.00	0.00	288
289	04/01/2018	O	257.00	0.00	257.00	4119.87	0.00	0.00	289
290	04/03/2018	P	0.00	153.50	-153.50	3966.37	0.00	0.00	290
291	04/19/2018	P	0.00	128.50	-128.50	3837.87	0.00	0.00	291
292	04/30/2018	M	0.00	0.00	0.00	3837.87	0.00	0.00	292
293	05/01/2018	O	257.00	0.00	257.00	4094.87	0.00	0.00	293

Event Date	Event Type	Current Amount Due	NCP Paid	Unadjudicated Arrears		Adjudicated Arrears	
				Adjustment Amount	Running Balance	Adjustment Amount	Running Balance
294	05/01/2018	0.00	282.00	-282.00	3812.87	0.00	0.00
295	05/03/2018	0.00	153.50	-153.50	3659.37	0.00	0.00
296	05/17/2018	0.00	473.01	-473.01	3186.36	0.00	0.00
297	05/21/2018	0.00	153.50	-153.50	3032.86	0.00	0.00
298	05/31/2018	0.00	0.00	0.00	3032.86	0.00	0.00
299	06/01/2018	257.00	0.00	257.00	3289.86	0.00	0.00
300	06/05/2018	0.00	153.50	-153.50	3136.36	0.00	0.00
301	06/19/2018	0.00	128.50	-128.50	3007.86	0.00	0.00
302	06/30/2018	0.00	0.00	0.00	3007.86	0.00	0.00
303	07/01/2018	257.00	0.00	257.00	3264.86	0.00	0.00
304	07/03/2018	0.00	153.50	-153.50	3111.36	0.00	0.00
305	07/19/2018	0.00	128.50	-128.50	2982.86	0.00	0.00
306	07/31/2018	0.00	0.00	0.00	2982.86	0.00	0.00
307	08/01/2018	257.00	0.00	257.00	3239.86	0.00	0.00
308	08/03/2018	0.00	153.50	-153.50	3086.36	0.00	0.00
309	08/21/2018	0.00	128.50	-128.50	2957.86	0.00	0.00
310	08/31/2018	0.00	0.00	0.00	2957.86	0.00	0.00
311	09/01/2018	257.00	0.00	257.00	3214.86	0.00	0.00
312	09/05/2018	0.00	153.50	-153.50	3061.36	0.00	0.00
313	09/18/2018	0.00	128.50	-128.50	2932.86	0.00	0.00
314	09/30/2018	0.00	0.00	0.00	2932.86	0.00	0.00
315	10/01/2018	257.00	0.00	257.00	3189.86	0.00	0.00
316	10/02/2018	0.00	153.50	-153.50	3036.36	0.00	0.00
317	10/19/2018	0.00	128.50	-128.50	2907.86	0.00	0.00
318	10/31/2018	0.00	0.00	0.00	2907.86	0.00	0.00
319	11/01/2018	257.00	0.00	257.00	3164.86	0.00	0.00
320	11/05/2018	0.00	153.50	-153.50	3011.36	0.00	0.00
321	11/20/2018	0.00	128.50	-128.50	2882.86	0.00	0.00
322	11/30/2018	0.00	0.00	0.00	2882.86	0.00	0.00
323	12/01/2018	257.00	0.00	257.00	3139.86	0.00	0.00
324	12/04/2018	0.00	153.50	-153.50	2986.36	0.00	0.00
325	12/18/2018	0.00	128.50	-128.50	2857.86	0.00	0.00
326	12/31/2018	0.00	0.00	0.00	2857.86	0.00	0.00
Totals:		\$22616.00	\$20258.14	\$0.00	\$2857.86	\$0.00	\$0.00

Total Unadjudicated: \$2857.86
Total Adjudicated: \$0.00
Total Arrears: \$2857.86

COPY

Custodian Financial Audit (part 2 of 2)

Run Date: 01/18/2019
Run Time: 08:21 AM

NCP Name: Lane, Dylan
CST Name: Nelson, Shandy

Case ID: 337853000A
Docket#: 11-UR-0053

Office: 03

Prepared By: AMMATOVI
Last Updated By: AMMATOVI

Prepared By Date: 01/18/2019
Last Updated By Date: 01/18/2019

Provision Type: Child Support

Event Date	Event Type	Current Amount Due	NCP Paid	Unadjudicated Interest (On UA)		Unadjudicated Interest (On AA)		Adjudicated Interest		Unadjudicated Penalty		Adjudicated Penalty	
				Adjust Amount	Running Balance	Adjust Amount	Running Balance	Adjust Amount	Running Balance	Adjust Amount	Running Balance	Adjust Amount	Running Balance
09/01/2011	J	0.00	0.00	0.00	0.00	0.00	0.00	0.00	0.00	0.00	0.00	0.00	0.00
09/01/2011	O	257.00	0.00	0.00	0.00	0.00	0.00	0.00	0.00	0.00	0.00	0.00	0.00
09/30/2011	M	0.00	0.00	1.12	1.12	2.19	2.19	0.00	0.00	0.00	0.00	0.00	0.00
10/01/2011	O	257.00	0.00	0.00	1.12	0.00	2.19	0.00	0.00	0.00	0.00	0.00	0.00
10/31/2011	M	0.00	0.00	2.25	3.37	2.19	4.38	0.00	0.00	0.00	25.70	0.00	0.00
11/01/2011	O	257.00	0.00	0.00	3.37	0.00	4.38	0.00	0.00	0.00	25.70	0.00	0.00
11/30/2011	M	0.00	0.00	3.37	6.74	2.19	6.57	0.00	0.00	0.00	25.70	0.00	0.00
12/01/2011	O	257.00	0.00	0.00	6.74	0.00	6.57	0.00	0.00	0.00	51.40	0.00	0.00
12/31/2011	M	0.00	0.00	4.50	11.24	2.19	8.76	0.00	0.00	0.00	51.40	0.00	0.00
01/01/2012	O	257.00	0.00	0.00	11.24	0.00	8.76	0.00	0.00	0.00	77.10	0.00	0.00
01/31/2012	M	0.00	0.00	5.62	16.86	2.19	10.95	0.00	0.00	0.00	77.10	0.00	0.00
02/01/2012	O	257.00	0.00	0.00	16.86	0.00	10.95	0.00	0.00	0.00	102.80	0.00	0.00
02/27/2012	P	0.00	589.00	0.00	16.86	0.00	10.95	0.00	0.00	0.00	102.80	0.00	0.00
02/27/2012	P	0.00	614.00	0.00	16.86	0.00	10.95	0.00	0.00	0.00	102.80	0.00	0.00
02/29/2012	M	0.00	0.00	3.67	20.53	0.00	10.95	0.00	0.00	0.00	102.80	0.00	0.00
03/01/2012	O	257.00	0.00	0.00	20.53	0.00	10.95	0.00	0.00	0.00	102.80	0.00	0.00
03/12/2012	P	0.00	100.18	0.00	20.53	0.00	10.95	0.00	0.00	0.00	102.80	0.00	0.00
03/26/2012	P	0.00	120.75	0.00	20.53	0.00	10.95	0.00	0.00	0.00	102.80	0.00	0.00
03/31/2012	M	0.00	0.00	3.83	24.36	0.00	10.95	0.00	0.00	0.00	106.41	0.00	0.00
04/01/2012	O	257.00	0.00	0.00	24.36	0.00	10.95	0.00	0.00	0.00	106.41	0.00	0.00

Event Date	Event Type	Current Amount Due	NCP Paid	Unadjudicated Interest (On UA)		Unadjudicated Interest (On AA)		Adjudicated Interest		Unadjudicated Penalty		Adjudicated Penalty			
				Adjust Amount	Running Balance	Adjust Amount	Running Balance	Adjust Amount	Running Balance	Adjust Amount	Running Balance	Adjust Amount	Running Balance		
21 04/12/2012	P	0.00	66.05	0.00	24.36	0.00	10.95	0.00	0.00	0.00	0.00	106.41	0.00	0.00	21
22 04/27/2012	P	0.00	115.44	0.00	24.36	0.00	10.95	0.00	0.00	0.00	0.00	106.41	0.00	0.00	22
23 04/30/2012	M	0.00	0.00	4.16	28.52	0.00	10.95	0.00	0.00	0.00	7.55	113.96	0.00	0.00	23
24 05/01/2012	O	257.00	0.00	0.00	28.52	0.00	10.95	0.00	0.00	0.00	0.00	113.96	0.00	0.00	24
25 05/14/2012	P	0.00	116.50	0.00	28.52	0.00	10.95	0.00	0.00	0.00	0.00	113.96	0.00	0.00	25
26 05/29/2012	P	0.00	140.50	0.00	28.52	0.00	10.95	0.00	0.00	0.00	0.00	113.96	0.00	0.00	26
27 05/31/2012	M	0.00	0.00	4.16	32.68	0.00	10.95	0.00	0.00	0.00	0.00	113.96	0.00	0.00	27
28 06/01/2012	O	257.00	0.00	0.00	32.68	0.00	10.95	0.00	0.00	0.00	0.00	113.96	0.00	0.00	28
29 06/27/2012	P	0.00	24.10	0.00	32.68	0.00	10.95	0.00	0.00	0.00	0.00	113.96	0.00	0.00	29
30 06/30/2012	M	0.00	0.00	5.17	37.85	0.00	10.95	0.00	0.00	0.00	23.29	137.25	0.00	0.00	30
31 07/01/2012	O	257.00	0.00	0.00	37.85	0.00	10.95	0.00	0.00	0.00	0.00	137.25	0.00	0.00	31
32 07/12/2012	P	0.00	47.90	0.00	37.85	0.00	10.95	0.00	0.00	0.00	0.00	137.25	0.00	0.00	32
33 07/27/2012	P	0.00	98.91	0.00	37.85	0.00	10.95	0.00	0.00	0.00	0.00	137.25	0.00	0.00	33
34 07/31/2012	M	0.00	0.00	5.66	43.51	0.00	10.95	0.00	0.00	0.00	11.02	148.27	0.00	0.00	34
35 08/01/2012	O	257.00	0.00	0.00	43.51	0.00	10.95	0.00	0.00	0.00	0.00	148.27	0.00	0.00	35
36 08/13/2012	P	0.00	10.23	0.00	43.51	0.00	10.95	0.00	0.00	0.00	0.00	148.27	0.00	0.00	36
37 08/31/2012	M	0.00	0.00	6.74	50.25	0.00	10.95	0.00	0.00	0.00	24.68	172.95	0.00	0.00	37
38 09/01/2012	O	257.00	0.00	0.00	50.25	0.00	10.95	0.00	0.00	0.00	0.00	172.95	0.00	0.00	38
39 09/13/2012	P	0.00	45.00	0.00	50.25	0.00	10.95	0.00	0.00	0.00	0.00	172.95	0.00	0.00	39
40 09/27/2012	P	0.00	56.87	0.00	50.25	0.00	10.95	0.00	0.00	0.00	0.00	172.95	0.00	0.00	40
41 09/30/2012	M	0.00	0.00	7.42	57.67	0.00	10.95	0.00	0.00	0.00	15.51	188.46	0.00	0.00	41
42 10/01/2012	O	257.00	0.00	0.00	57.67	0.00	10.95	0.00	0.00	0.00	0.00	188.46	0.00	0.00	42
43 10/12/2012	P	0.00	153.50	0.00	57.67	0.00	10.95	0.00	0.00	0.00	0.00	188.46	0.00	0.00	43
44 10/29/2012	P	0.00	103.50	0.00	57.67	0.00	10.95	0.00	0.00	0.00	0.00	188.46	0.00	0.00	44
45 10/31/2012	M	0.00	0.00	7.42	65.09	0.00	10.95	0.00	0.00	0.00	0.00	188.46	0.00	0.00	45
46 11/01/2012	O	257.00	0.00	0.00	65.09	0.00	10.95	0.00	0.00	0.00	0.00	188.46	0.00	0.00	46
47 11/13/2012	P	0.00	147.12	0.00	65.09	0.00	10.95	0.00	0.00	0.00	0.00	188.46	0.00	0.00	47
48 11/26/2012	P	0.00	55.51	0.00	65.09	0.00	10.95	0.00	0.00	0.00	0.00	188.46	0.00	0.00	48
49 11/30/2012	M	0.00	0.00	7.66	72.75	0.00	10.95	0.00	0.00	0.00	5.44	193.90	0.00	0.00	49
50 12/01/2012	O	257.00	0.00	0.00	72.75	0.00	10.95	0.00	0.00	0.00	0.00	193.90	0.00	0.00	50
51 12/12/2012	P	0.00	40.07	0.00	72.75	0.00	10.95	0.00	0.00	0.00	0.00	193.90	0.00	0.00	51
52 12/26/2012	P	0.00	59.21	0.00	72.75	0.00	10.95	0.00	0.00	0.00	0.00	193.90	0.00	0.00	52
53 12/31/2012	M	0.00	0.00	8.35	81.10	0.00	10.95	0.00	0.00	0.00	15.77	209.67	0.00	0.00	53

Event Date	Event Type	Current Amount Due	NCP Paid	Unadjudicated Interest (On UA)		Unadjudicated Interest (On AA)		Adjudicated Interest		Unadjudicated Penalty		Adjudicated Penalty	
				Adjust Amount	Running Balance	Adjust Amount	Running Balance	Adjust Amount	Running Balance	Adjust Amount	Running Balance	Adjust Amount	Running Balance
54 01/01/2013	O	257.00	0.00	0.00	81.10	0.00	10.95	0.00	0.00	0.00	0.00	209.67	0.00
55 01/31/2013	M	0.00	0.00	9.48	90.58	0.00	10.95	0.00	0.00	25.70	235.37	0.00	0.00
56 02/01/2013	O	257.00	0.00	0.00	90.58	0.00	10.95	0.00	0.00	0.00	235.37	0.00	0.00
57 02/28/2013	M	0.00	0.00	10.60	101.18	0.00	10.95	0.00	0.00	25.70	261.07	0.00	0.00
58 03/01/2013	O	257.00	0.00	0.00	101.18	0.00	10.95	0.00	0.00	0.00	261.07	0.00	0.00
59 03/31/2013	M	0.00	0.00	11.72	112.90	0.00	10.95	0.00	0.00	25.70	286.77	0.00	0.00
60 04/01/2013	O	257.00	0.00	0.00	112.90	0.00	10.95	0.00	0.00	0.00	286.77	0.00	0.00
61 04/30/2013	M	0.00	0.00	12.85	125.75	0.00	10.95	0.00	0.00	25.70	312.47	0.00	0.00
62 05/01/2013	O	257.00	0.00	0.00	125.75	0.00	10.95	0.00	0.00	0.00	312.47	0.00	0.00
63 05/31/2013	M	0.00	0.00	13.97	139.72	0.00	10.95	0.00	0.00	25.70	338.17	0.00	0.00
64 06/01/2013	O	257.00	0.00	0.00	139.72	0.00	10.95	0.00	0.00	0.00	338.17	0.00	0.00
65 06/30/2013	M	0.00	0.00	15.10	154.82	0.00	10.95	0.00	0.00	25.70	363.87	0.00	0.00
66 07/01/2013	O	257.00	0.00	0.00	154.82	0.00	10.95	0.00	0.00	0.00	363.87	0.00	0.00
67 07/31/2013	M	0.00	0.00	16.22	171.04	0.00	10.95	0.00	0.00	25.70	389.57	0.00	0.00
68 08/01/2013	O	257.00	0.00	0.00	171.04	0.00	10.95	0.00	0.00	0.00	389.57	0.00	0.00
69 08/31/2013	M	0.00	0.00	17.35	188.39	0.00	10.95	0.00	0.00	25.70	415.27	0.00	0.00
70 09/01/2013	O	257.00	0.00	0.00	188.39	0.00	10.95	0.00	0.00	0.00	415.27	0.00	0.00
71 09/30/2013	M	0.00	0.00	18.47	206.86	0.00	10.95	0.00	0.00	25.70	440.97	0.00	0.00
72 10/01/2013	O	257.00	0.00	0.00	206.86	0.00	10.95	0.00	0.00	0.00	440.97	0.00	0.00
73 10/31/2013	M	0.00	0.00	19.59	226.45	0.00	10.95	0.00	0.00	25.70	466.67	0.00	0.00
74 11/01/2013	O	257.00	0.00	0.00	226.45	0.00	10.95	0.00	0.00	0.00	466.67	0.00	0.00
75 11/30/2013	M	0.00	0.00	20.72	247.17	0.00	10.95	0.00	0.00	25.70	492.37	0.00	0.00
76 12/01/2013	O	257.00	0.00	0.00	247.17	0.00	10.95	0.00	0.00	0.00	492.37	0.00	0.00
77 12/27/2013	P	0.00	125.90	0.00	247.17	0.00	10.95	0.00	0.00	0.00	492.37	0.00	0.00
78 12/31/2013	M	0.00	0.00	21.29	268.46	0.00	10.95	0.00	0.00	13.11	505.48	0.00	0.00
79 01/01/2014	O	257.00	0.00	0.00	268.46	0.00	10.95	0.00	0.00	0.00	505.48	0.00	0.00
80 01/14/2014	P	0.00	29.70	0.00	268.46	0.00	10.95	0.00	0.00	0.00	505.48	0.00	0.00
81 01/28/2014	P	0.00	32.69	0.00	268.46	0.00	10.95	0.00	0.00	0.00	505.48	0.00	0.00
82 01/31/2014	M	0.00	0.00	22.14	290.60	0.00	10.95	0.00	0.00	19.46	524.94	0.00	0.00
83 02/01/2014	O	257.00	0.00	0.00	290.60	0.00	10.95	0.00	0.00	0.00	524.94	0.00	0.00
84 02/13/2014	P	0.00	83.28	0.00	290.60	0.00	10.95	0.00	0.00	0.00	524.94	0.00	0.00
85 02/28/2014	P	0.00	76.45	0.00	290.60	0.00	10.95	0.00	0.00	0.00	524.94	0.00	0.00
86 02/28/2014	M	0.00	0.00	22.57	313.17	0.00	10.95	0.00	0.00	9.73	534.67	0.00	0.00

Event Date	Event Type	Current Amount Due	NCP Paid	Unadjudicated Interest (On UA)		Unadjudicated Interest (On AA)		Adjudicated Interest		Unadjudicated Penalty		Adjudicated Penalty		
				Adjust Amount	Running Balance	Adjust Amount	Running Balance	Adjust Amount	Running Balance	Adjust Amount	Running Balance	Adjust Amount	Running Balance	
87	03/01/2014	O	257.00	0.00	313.17	0.00	10.95	0.00	0.00	0.00	534.67	0.00	0.00	87
88	03/13/2014	P	0.00	64.14	313.17	0.00	10.95	0.00	0.00	0.00	534.67	0.00	0.00	88
89	03/28/2014	P	0.00	44.99	313.17	0.00	10.95	0.00	0.00	0.00	534.67	0.00	0.00	89
90	03/31/2014	M	0.00	0.00	336.39	23.22	10.95	0.00	0.00	14.79	549.46	0.00	0.00	90
91	04/01/2014	O	257.00	0.00	336.39	0.00	10.95	0.00	0.00	0.00	549.46	0.00	0.00	91
92	04/01/2014	P	0.00	73.52	336.39	0.00	10.95	0.00	0.00	0.00	549.46	0.00	0.00	92
93	04/14/2014	P	0.00	47.73	336.39	0.00	10.95	0.00	0.00	0.00	549.46	0.00	0.00	93
94	04/14/2014	P	0.00	113.24	336.39	0.00	10.95	0.00	0.00	0.00	549.46	0.00	0.00	94
95	04/28/2014	P	0.00	105.15	336.39	0.00	10.95	0.00	0.00	0.00	549.46	0.00	0.00	95
96	04/29/2014	P	0.00	61.40	336.39	0.00	10.95	0.00	0.00	0.00	549.46	0.00	0.00	96
97	04/30/2014	M	0.00	0.00	358.98	22.59	10.95	0.00	0.00	0.00	549.46	0.00	0.00	97
98	05/01/2014	O	257.00	0.00	358.98	0.00	10.95	0.00	0.00	0.00	549.46	0.00	0.00	98
99	05/12/2014	P	0.00	85.25	358.98	0.00	10.95	0.00	0.00	0.00	549.46	0.00	0.00	99
100	05/13/2014	P	0.00	77.81	358.98	0.00	10.95	0.00	0.00	0.00	549.46	0.00	0.00	100
101	05/27/2014	P	0.00	83.53	358.98	0.00	10.95	0.00	0.00	0.00	549.46	0.00	0.00	101
102	05/28/2014	P	0.00	10.41	358.98	0.00	10.95	0.00	0.00	0.00	549.46	0.00	0.00	102
103	05/31/2014	M	0.00	0.00	381.57	22.59	10.95	0.00	0.00	0.00	549.46	0.00	0.00	103
104	06/01/2014	O	257.00	0.00	381.57	0.00	10.95	0.00	0.00	0.00	549.46	0.00	0.00	104
105	06/09/2014	P	0.00	130.15	381.57	0.00	10.95	0.00	0.00	0.00	549.46	0.00	0.00	105
106	06/23/2014	P	0.00	126.85	381.57	0.00	10.95	0.00	0.00	0.00	549.46	0.00	0.00	106
107	06/30/2014	M	0.00	0.00	404.16	22.59	10.95	0.00	0.00	0.00	549.46	0.00	0.00	107
108	07/01/2014	O	257.00	0.00	404.16	0.00	10.95	0.00	0.00	0.00	549.46	0.00	0.00	108
109	07/08/2014	P	0.00	130.15	404.16	0.00	10.95	0.00	0.00	0.00	549.46	0.00	0.00	109
110	07/21/2014	P	0.00	126.85	404.16	0.00	10.95	0.00	0.00	0.00	549.46	0.00	0.00	110
111	07/31/2014	M	0.00	0.00	426.75	22.59	10.95	0.00	0.00	0.00	549.46	0.00	0.00	111
112	08/01/2014	O	257.00	0.00	426.75	0.00	10.95	0.00	0.00	0.00	549.46	0.00	0.00	112
113	08/04/2014	P	0.00	130.15	426.75	0.00	10.95	0.00	0.00	0.00	549.46	0.00	0.00	113
114	08/18/2014	P	0.00	126.85	426.75	0.00	10.95	0.00	0.00	0.00	549.46	0.00	0.00	114
115	08/31/2014	M	0.00	0.00	449.34	22.59	10.95	0.00	0.00	0.00	549.46	0.00	0.00	115
116	09/01/2014	O	257.00	0.00	449.34	0.00	10.95	0.00	0.00	0.00	549.46	0.00	0.00	116
117	09/02/2014	P	0.00	130.15	449.34	0.00	10.95	0.00	0.00	0.00	549.46	0.00	0.00	117
118	09/15/2014	P	0.00	126.85	449.34	0.00	10.95	0.00	0.00	0.00	549.46	0.00	0.00	118
119	09/29/2014	P	0.00	108.45	449.34	0.00	10.95	0.00	0.00	0.00	549.46	0.00	0.00	119

Event Date	Event Type	Current Amount Due	NCP Paid	Unadjudicated Interest (On UA)		Unadjudicated Interest (On AA)		Adjudicated Interest		Unadjudicated Penalty		Adjudicated Penalty		
				Adjust Amount	Running Balance	Adjust Amount	Running Balance	Adjust Amount	Running Balance	Adjust Amount	Running Balance	Adjust Amount	Running Balance	
120	09/30/2014	0.00	0.00	22.11	471.45	0.00	10.95	0.00	0.00	0.00	0.00	549.46	0.00	120
121	10/01/2014	257.00	0.00	0.00	471.45	0.00	10.95	0.00	0.00	0.00	0.00	549.46	0.00	121
122	10/09/2014	0.00	49.68	0.00	471.45	0.00	10.95	0.00	0.00	0.00	0.00	549.46	0.00	122
123	10/14/2014	0.00	61.21	0.00	471.45	0.00	10.95	0.00	0.00	0.00	0.00	549.46	0.00	123
124	10/28/2014	0.00	98.95	0.00	471.45	0.00	10.95	0.00	0.00	0.00	0.00	549.46	0.00	124
125	10/31/2014	0.00	0.00	22.32	493.77	0.00	10.95	0.00	0.00	4.72	554.18	0.00	0.00	125
126	11/01/2014	257.00	0.00	0.00	493.77	0.00	10.95	0.00	0.00	0.00	0.00	554.18	0.00	126
127	11/13/2014	0.00	141.00	0.00	493.77	0.00	10.95	0.00	0.00	0.00	0.00	554.18	0.00	127
128	11/30/2014	0.00	0.00	22.83	516.60	0.00	10.95	0.00	0.00	11.60	565.78	0.00	0.00	128
129	12/01/2014	257.00	0.00	0.00	516.60	0.00	10.95	0.00	0.00	0.00	0.00	565.78	0.00	129
130	12/01/2014	0.00	141.00	0.00	516.60	0.00	10.95	0.00	0.00	0.00	0.00	565.78	0.00	130
131	12/15/2014	0.00	116.00	0.00	516.60	0.00	10.95	0.00	0.00	0.00	0.00	565.78	0.00	131
132	12/16/2014	0.00	14.52	0.00	516.60	0.00	10.95	0.00	0.00	0.00	0.00	565.78	0.00	132
133	12/29/2014	0.00	141.00	0.00	516.60	0.00	10.95	0.00	0.00	0.00	0.00	565.78	0.00	133
134	12/30/2014	0.00	35.67	0.00	516.60	0.00	10.95	0.00	0.00	0.00	0.00	565.78	0.00	134
135	12/31/2014	0.00	0.00	21.99	538.59	0.00	10.95	0.00	0.00	0.00	0.00	565.78	0.00	135
136	01/01/2015	257.00	0.00	0.00	538.59	0.00	10.95	0.00	0.00	0.00	0.00	565.78	0.00	136
137	01/15/2015	0.00	22.89	0.00	538.59	0.00	10.95	0.00	0.00	0.00	0.00	565.78	0.00	137
138	01/31/2015	0.00	0.00	23.01	561.60	0.00	10.95	0.00	0.00	23.41	589.19	0.00	0.00	138
139	02/01/2015	257.00	0.00	0.00	561.60	0.00	10.95	0.00	0.00	0.00	0.00	589.19	0.00	139
140	02/02/2015	0.00	131.15	0.00	561.60	0.00	10.95	0.00	0.00	0.00	0.00	589.19	0.00	140
141	02/10/2015	0.00	25.33	0.00	561.60	0.00	10.95	0.00	0.00	0.00	0.00	589.19	0.00	141
142	02/13/2015	0.00	25.02	0.00	561.60	0.00	10.95	0.00	0.00	0.00	0.00	589.19	0.00	142
143	02/17/2015	0.00	106.15	0.00	561.60	0.00	10.95	0.00	0.00	0.00	0.00	589.19	0.00	143
144	02/28/2015	0.00	0.00	22.88	584.48	0.00	10.95	0.00	0.00	0.00	0.00	589.19	0.00	144
145	03/01/2015	257.00	0.00	0.00	584.48	0.00	10.95	0.00	0.00	0.00	0.00	589.19	0.00	145
146	03/02/2015	0.00	252.00	0.00	584.48	0.00	10.95	0.00	0.00	0.00	0.00	589.19	0.00	146
147	03/02/2015	0.00	54.62	0.00	584.48	0.00	10.95	0.00	0.00	0.00	0.00	589.19	0.00	147
148	03/02/2015	0.00	131.15	0.00	584.48	0.00	10.95	0.00	0.00	0.00	0.00	589.19	0.00	148
149	03/12/2015	0.00	42.18	0.00	584.48	0.00	10.95	0.00	0.00	0.00	0.00	589.19	0.00	149
150	03/16/2015	0.00	131.15	0.00	584.48	0.00	10.95	0.00	0.00	0.00	0.00	589.19	0.00	150
151	03/30/2015	0.00	198.29	0.00	584.48	0.00	10.95	0.00	0.00	0.00	0.00	589.19	0.00	151
152	03/31/2015	0.00	0.00	20.46	604.94	0.00	10.95	0.00	0.00	0.00	0.00	589.19	0.00	152

Event Date	Event Type	Current Amount Due	NCP Paid	Unadjudicated Interest (On UA)		Unadjudicated Interest (On AA)		Adjudicated Interest		Unadjudicated Penalty		Adjudicated Penalty			
				Adjust Amount	Running Balance	Adjust Amount	Running Balance	Adjust Amount	Running Balance	Adjust Amount	Running Balance	Adjust Amount	Running Balance		
153 04/01/2015	O	257.00	0.00	0.00	604.94	0.00	10.95	0.00	0.00	0.00	0.00	589.19	0.00	0.00	153
154 04/13/2015	P	0.00	131.15	0.00	604.94	0.00	10.95	0.00	0.00	0.00	0.00	589.19	0.00	0.00	154
155 04/14/2015	P	0.00	28.14	0.00	604.94	0.00	10.95	0.00	0.00	0.00	0.00	589.19	0.00	0.00	155
156 04/27/2015	P	0.00	106.15	0.00	604.94	0.00	10.95	0.00	0.00	0.00	0.00	589.19	0.00	0.00	156
157 04/28/2015	P	0.00	40.62	0.00	604.94	0.00	10.95	0.00	0.00	0.00	0.00	589.19	0.00	0.00	157
158 04/30/2015	M	0.00	0.00	20.25	625.19	0.00	10.95	0.00	0.00	0.00	0.00	589.19	0.00	0.00	158
159 05/01/2015	O	257.00	0.00	0.00	625.19	0.00	10.95	0.00	0.00	0.00	0.00	589.19	0.00	0.00	159
160 05/11/2015	P	0.00	131.15	0.00	625.19	0.00	10.95	0.00	0.00	0.00	0.00	589.19	0.00	0.00	160
161 05/13/2015	P	0.00	57.78	0.00	625.19	0.00	10.95	0.00	0.00	0.00	0.00	589.19	0.00	0.00	161
162 05/26/2015	P	0.00	68.07	0.00	625.19	0.00	10.95	0.00	0.00	0.00	0.00	589.19	0.00	0.00	162
163 05/27/2015	P	0.00	120.66	0.00	625.19	0.00	10.95	0.00	0.00	0.00	0.00	589.19	0.00	0.00	163
164 05/31/2015	M	0.00	0.00	19.72	644.91	0.00	10.95	0.00	0.00	0.00	0.00	589.19	0.00	0.00	164
165 06/01/2015	O	257.00	0.00	0.00	644.91	0.00	10.95	0.00	0.00	0.00	0.00	589.19	0.00	0.00	165
166 06/02/2015	P	0.00	11.24	0.00	644.91	0.00	10.95	0.00	0.00	0.00	0.00	589.19	0.00	0.00	166
167 06/08/2015	P	0.00	131.15	0.00	644.91	0.00	10.95	0.00	0.00	0.00	0.00	589.19	0.00	0.00	167
168 06/30/2015	M	0.00	0.00	20.22	665.13	0.00	10.95	0.00	0.00	0.00	11.46	600.65	0.00	0.00	168
169 07/01/2015	O	257.00	0.00	0.00	665.13	0.00	10.95	0.00	0.00	0.00	0.00	600.65	0.00	0.00	169
170 07/06/2015	P	0.00	117.63	0.00	665.13	0.00	10.95	0.00	0.00	0.00	0.00	600.65	0.00	0.00	170
171 07/20/2015	P	0.00	70.82	0.00	665.13	0.00	10.95	0.00	0.00	0.00	0.00	600.65	0.00	0.00	171
172 07/28/2015	P	0.00	81.56	0.00	665.13	0.00	10.95	0.00	0.00	0.00	0.00	600.65	0.00	0.00	172
173 07/31/2015	M	0.00	0.00	20.16	685.29	0.00	10.95	0.00	0.00	0.00	0.00	600.65	0.00	0.00	173
174 08/01/2015	O	257.00	0.00	0.00	685.29	0.00	10.95	0.00	0.00	0.00	0.00	600.65	0.00	0.00	174
175 08/11/2015	P	0.00	130.15	0.00	685.29	0.00	10.95	0.00	0.00	0.00	0.00	600.65	0.00	0.00	175
176 08/25/2015	P	0.00	126.85	0.00	685.29	0.00	10.95	0.00	0.00	0.00	0.00	600.65	0.00	0.00	176
177 08/31/2015	M	0.00	0.00	20.16	705.45	0.00	10.95	0.00	0.00	0.00	0.00	600.65	0.00	0.00	177
178 09/01/2015	O	257.00	0.00	0.00	705.45	0.00	10.95	0.00	0.00	0.00	0.00	600.65	0.00	0.00	178
179 09/10/2015	P	0.00	130.15	0.00	705.45	0.00	10.95	0.00	0.00	0.00	0.00	600.65	0.00	0.00	179
180 09/22/2015	P	0.00	126.85	0.00	705.45	0.00	10.95	0.00	0.00	0.00	0.00	600.65	0.00	0.00	180
181 09/30/2015	M	0.00	0.00	20.16	725.61	0.00	10.95	0.00	0.00	0.00	0.00	600.65	0.00	0.00	181
182 10/01/2015	O	257.00	0.00	0.00	725.61	0.00	10.95	0.00	0.00	0.00	0.00	600.65	0.00	0.00	182
183 10/06/2015	P	0.00	130.15	0.00	725.61	0.00	10.95	0.00	0.00	0.00	0.00	600.65	0.00	0.00	183
184 10/21/2015	P	0.00	126.85	0.00	725.61	0.00	10.95	0.00	0.00	0.00	0.00	600.65	0.00	0.00	184
185 10/31/2015	M	0.00	0.00	20.16	745.77	0.00	10.95	0.00	0.00	0.00	0.00	600.65	0.00	0.00	185

Event Date	Event Type	Current Amount Due	NCP Paid	Unadjudicated Interest (On UA)		Unadjudicated Interest (On AA)		Adjudicated Interest		Unadjudicated Penalty		Adjudicated Penalty			
				Adjust Amount	Running Balance	Adjust Amount	Running Balance	Adjust Amount	Running Balance	Adjust Amount	Running Balance	Adjust Amount	Running Balance		
186 11/01/2015	O	257.00	0.00	0.00	745.77	0.00	10.95	0.00	0.00	0.00	0.00	600.65	0.00	0.00	186
187 11/03/2015	P	0.00	130.15	0.00	745.77	0.00	10.95	0.00	0.00	0.00	0.00	600.65	0.00	0.00	187
188 11/18/2015	P	0.00	126.85	0.00	745.77	0.00	10.95	0.00	0.00	0.00	0.00	600.65	0.00	0.00	188
189 11/30/2015	M	0.00	0.00	20.16	765.93	0.00	10.95	0.00	0.00	0.00	0.00	600.65	0.00	0.00	189
190 12/01/2015	O	257.00	0.00	0.00	765.93	0.00	10.95	0.00	0.00	0.00	0.00	600.65	0.00	0.00	190
191 12/03/2015	P	0.00	130.15	0.00	765.93	0.00	10.95	0.00	0.00	0.00	0.00	600.65	0.00	0.00	191
192 12/15/2015	P	0.00	126.85	0.00	765.93	0.00	10.95	0.00	0.00	0.00	0.00	600.65	0.00	0.00	192
193 12/29/2015	P	0.00	108.45	0.00	765.93	0.00	10.95	0.00	0.00	0.00	0.00	600.65	0.00	0.00	193
194 12/31/2015	M	0.00	0.00	19.69	785.62	0.00	10.95	0.00	0.00	0.00	0.00	600.65	0.00	0.00	194
195 01/01/2016	O	257.00	0.00	0.00	785.62	0.00	10.95	0.00	0.00	0.00	0.00	600.65	0.00	0.00	195
196 01/14/2016	P	0.00	130.15	0.00	785.62	0.00	10.95	0.00	0.00	0.00	0.00	600.65	0.00	0.00	196
197 01/25/2016	P	0.00	126.85	0.00	785.62	0.00	10.95	0.00	0.00	0.00	0.00	600.65	0.00	0.00	197
198 01/27/2016	P	0.00	1.37	0.00	785.62	0.00	10.95	0.00	0.00	0.00	0.00	600.65	0.00	0.00	198
199 01/31/2016	M	0.00	0.00	20.61	806.23	0.00	10.95	0.00	0.00	0.00	0.00	600.65	0.00	0.00	199
200 02/01/2016	O	257.00	0.00	0.00	806.23	0.00	10.95	0.00	0.00	0.00	0.00	600.65	0.00	0.00	200
201 02/08/2016	P	0.00	141.69	0.00	806.23	0.00	10.95	0.00	0.00	0.00	0.00	600.65	0.00	0.00	201
202 02/09/2016	P	0.00	11.53	0.00	806.23	0.00	10.95	0.00	0.00	0.00	0.00	600.65	0.00	0.00	202
203 02/22/2016	P	0.00	116.69	0.00	806.23	0.00	10.95	0.00	0.00	0.00	0.00	600.65	0.00	0.00	203
204 02/24/2016	P	0.00	11.53	0.00	806.23	0.00	10.95	0.00	0.00	0.00	0.00	600.65	0.00	0.00	204
205 02/29/2016	M	0.00	0.00	20.50	826.73	0.00	10.95	0.00	0.00	0.00	0.00	600.65	0.00	0.00	205
206 03/01/2016	O	257.00	0.00	0.00	826.73	0.00	10.95	0.00	0.00	0.00	0.00	600.65	0.00	0.00	206
207 03/07/2016	P	0.00	141.69	0.00	826.73	0.00	10.95	0.00	0.00	0.00	0.00	600.65	0.00	0.00	207
208 03/08/2016	P	0.00	11.53	0.00	826.73	0.00	10.95	0.00	0.00	0.00	0.00	600.65	0.00	0.00	208
209 03/21/2016	P	0.00	116.69	0.00	826.73	0.00	10.95	0.00	0.00	0.00	0.00	600.65	0.00	0.00	209
210 03/22/2016	P	0.00	11.53	0.00	826.73	0.00	10.95	0.00	0.00	0.00	0.00	600.65	0.00	0.00	210
211 03/31/2016	M	0.00	0.00	20.39	847.12	0.00	10.95	0.00	0.00	0.00	0.00	600.65	0.00	0.00	211
212 04/01/2016	O	257.00	0.00	0.00	847.12	0.00	10.95	0.00	0.00	0.00	0.00	600.65	0.00	0.00	212
213 04/04/2016	P	0.00	712.00	0.00	847.12	0.00	10.95	0.00	0.00	0.00	0.00	600.65	0.00	0.00	213
214 04/04/2016	P	0.00	141.69	0.00	847.12	0.00	10.95	0.00	0.00	0.00	0.00	600.65	0.00	0.00	214
215 04/05/2016	P	0.00	11.53	0.00	847.12	0.00	10.95	0.00	0.00	0.00	0.00	600.65	0.00	0.00	215
216 04/18/2016	P	0.00	141.69	0.00	847.12	0.00	10.95	0.00	0.00	0.00	0.00	600.65	0.00	0.00	216
217 04/20/2016	P	0.00	11.53	0.00	847.12	0.00	10.95	0.00	0.00	0.00	0.00	600.65	0.00	0.00	217
218 04/30/2016	M	0.00	0.00	16.90	864.02	0.00	10.95	0.00	0.00	0.00	0.00	600.65	0.00	0.00	218

Event Date	Event Type	Current Amount Due	NCP Paid	Unadjudicated Interest (On UA)		Unadjudicated Interest (On AA)		Adjudicated Interest		Unadjudicated Penalty		Adjudicated Penalty			
				Adjust Amount	Running Balance	Adjust Amount	Running Balance	Adjust Amount	Running Balance	Adjust Amount	Running Balance	Adjust Amount	Running Balance		
219 05/01/2016	O	257.00	0.00	0.00	864.02	0.00	10.95	0.00	0.00	0.00	0.00	600.65	0.00	0.00	219
220 05/31/2016	M	0.00	0.00	18.08	882.10	0.00	10.95	0.00	0.00	0.00	25.70	626.35	0.00	0.00	220
221 06/01/2016	O	257.00	0.00	0.00	882.10	0.00	10.95	0.00	0.00	0.00	0.00	626.35	0.00	0.00	221
222 06/28/2016	P	0.00	133.84	0.00	882.10	0.00	10.95	0.00	0.00	0.00	0.00	626.35	0.00	0.00	222
223 06/30/2016	M	0.00	0.00	18.64	900.74	0.00	10.95	0.00	0.00	0.00	12.32	638.67	0.00	0.00	223
224 07/01/2016	O	257.00	0.00	0.00	900.74	0.00	10.95	0.00	0.00	0.00	0.00	638.67	0.00	0.00	224
225 07/11/2016	P	0.00	28.67	0.00	900.74	0.00	10.95	0.00	0.00	0.00	0.00	638.67	0.00	0.00	225
226 07/31/2016	M	0.00	0.00	19.69	920.43	0.00	10.95	0.00	0.00	0.00	22.83	661.50	0.00	0.00	226
227 08/01/2016	O	257.00	0.00	0.00	920.43	0.00	10.95	0.00	0.00	0.00	0.00	661.50	0.00	0.00	227
228 08/31/2016	M	0.00	0.00	20.87	941.30	0.00	10.95	0.00	0.00	0.00	25.70	687.20	0.00	0.00	228
229 09/01/2016	O	257.00	0.00	0.00	941.30	0.00	10.95	0.00	0.00	0.00	0.00	687.20	0.00	0.00	229
230 09/30/2016	M	0.00	0.00	22.05	963.35	0.00	10.95	0.00	0.00	0.00	25.70	712.90	0.00	0.00	230
231 10/01/2016	O	257.00	0.00	0.00	963.35	0.00	10.95	0.00	0.00	0.00	0.00	712.90	0.00	0.00	231
232 10/31/2016	P	0.00	1423.53	0.00	963.35	0.00	10.95	0.00	0.00	0.00	0.00	712.90	0.00	0.00	232
233 10/31/2016	M	0.00	0.00	16.70	980.05	0.00	10.95	0.00	0.00	0.00	0.00	712.90	0.00	0.00	233
234 11/01/2016	O	257.00	0.00	0.00	980.05	0.00	10.95	0.00	0.00	0.00	0.00	712.90	0.00	0.00	234
235 11/30/2016	M	0.00	0.00	17.88	997.93	0.00	10.95	0.00	0.00	0.00	25.70	738.60	0.00	0.00	235
236 12/01/2016	O	257.00	0.00	0.00	997.93	0.00	10.95	0.00	0.00	0.00	0.00	738.60	0.00	0.00	236
237 12/14/2016	P	0.00	282.00	0.00	997.93	0.00	10.95	0.00	0.00	0.00	0.00	738.60	0.00	0.00	237
238 12/31/2016	M	0.00	0.00	17.76	1015.69	0.00	10.95	0.00	0.00	0.00	0.00	738.60	0.00	0.00	238
239 01/01/2017	O	257.00	0.00	0.00	1015.69	0.00	10.95	0.00	0.00	0.00	0.00	738.60	0.00	0.00	239
240 01/24/2017	P	0.00	282.00	0.00	1015.69	0.00	10.95	0.00	0.00	0.00	0.00	738.60	0.00	0.00	240
241 01/31/2017	M	0.00	0.00	18.45	1034.14	0.00	10.95	0.00	0.00	0.00	0.00	738.60	0.00	0.00	241
242 02/01/2017	O	257.00	0.00	0.00	1034.14	0.00	10.95	0.00	0.00	0.00	0.00	738.60	0.00	0.00	242
243 02/28/2017	M	0.00	0.00	19.68	1053.82	0.00	10.95	0.00	0.00	0.00	25.70	764.30	0.00	0.00	243
244 03/01/2017	O	257.00	0.00	0.00	1053.82	0.00	10.95	0.00	0.00	0.00	0.00	764.30	0.00	0.00	244
245 03/31/2017	M	0.00	0.00	20.92	1074.74	0.00	10.95	0.00	0.00	0.00	25.70	790.00	0.00	0.00	245
246 04/01/2017	O	257.00	0.00	0.00	1074.74	0.00	10.95	0.00	0.00	0.00	0.00	790.00	0.00	0.00	246
247 04/21/2017	P	0.00	33.15	0.00	1074.74	0.00	10.95	0.00	0.00	0.00	0.00	790.00	0.00	0.00	247
248 04/27/2017	P	0.00	948.00	0.00	1074.74	0.00	10.95	0.00	0.00	0.00	0.00	790.00	0.00	0.00	248
249 04/30/2017	M	0.00	0.00	17.44	1092.18	0.00	10.95	0.00	0.00	0.00	0.00	790.00	0.00	0.00	249
250 05/01/2017	O	257.00	0.00	0.00	1092.18	0.00	10.95	0.00	0.00	0.00	0.00	790.00	0.00	0.00	250
251 05/31/2017	M	0.00	0.00	18.68	1110.86	0.00	10.95	0.00	0.00	0.00	25.70	815.70	0.00	0.00	251

Event Date	Event Type	Current Amount Due	NCP Paid	Unadjudicated Interest (On UA)		Unadjudicated Interest (On AA)		Adjudicated Interest		Unadjudicated Penalty		Adjudicated Penalty			
				Adjust Amount	Running Balance	Adjust Amount	Running Balance	Adjust Amount	Running Balance	Adjust Amount	Running Balance	Adjust Amount	Running Balance		
252 06/01/2017	O	257.00	0.00	0.00	1110.86	0.00	10.95	0.00	0.00	0.00	0.00	815.70	0.00	0.00	252
253 06/29/2017	P	0.00	5.86	0.00	1110.86	0.00	10.95	0.00	0.00	0.00	0.00	815.70	0.00	0.00	253
254 06/30/2017	M	0.00	0.00	19.88	1130.74	0.00	10.95	0.00	0.00	0.00	25.11	840.81	0.00	0.00	254
255 07/01/2017	O	257.00	0.00	0.00	1130.74	0.00	10.95	0.00	0.00	0.00	0.00	840.81	0.00	0.00	255
256 07/27/2017	P	0.00	282.00	0.00	1130.74	0.00	10.95	0.00	0.00	0.00	0.00	840.81	0.00	0.00	256
257 07/31/2017	P	0.00	306.10	0.00	1130.74	0.00	10.95	0.00	0.00	0.00	0.00	840.81	0.00	0.00	257
258 07/31/2017	M	0.00	0.00	19.88	1150.62	0.00	10.95	0.00	0.00	0.00	0.00	840.81	0.00	0.00	258
259 08/01/2017	O	257.00	0.00	0.00	1150.62	0.00	10.95	0.00	0.00	0.00	0.00	840.81	0.00	0.00	259
260 08/24/2017	P	0.00	141.69	0.00	1150.62	0.00	10.95	0.00	0.00	0.00	0.00	840.81	0.00	0.00	260
261 08/31/2017	M	0.00	0.00	20.48	1171.10	0.00	10.95	0.00	0.00	0.00	11.53	852.34	0.00	0.00	261
262 09/01/2017	O	257.00	0.00	0.00	1171.10	0.00	10.95	0.00	0.00	0.00	0.00	852.34	0.00	0.00	262
263 09/11/2017	P	0.00	141.69	0.00	1171.10	0.00	10.95	0.00	0.00	0.00	0.00	852.34	0.00	0.00	263
264 09/21/2017	P	0.00	116.69	0.00	1171.10	0.00	10.95	0.00	0.00	0.00	0.00	852.34	0.00	0.00	264
265 09/30/2017	M	0.00	0.00	20.48	1191.58	0.00	10.95	0.00	0.00	0.00	0.00	852.34	0.00	0.00	265
266 10/01/2017	O	257.00	0.00	0.00	1191.58	0.00	10.95	0.00	0.00	0.00	0.00	852.34	0.00	0.00	266
267 10/05/2017	P	0.00	141.69	0.00	1191.58	0.00	10.95	0.00	0.00	0.00	0.00	852.34	0.00	0.00	267
268 10/19/2017	P	0.00	116.69	0.00	1191.58	0.00	10.95	0.00	0.00	0.00	0.00	852.34	0.00	0.00	268
269 10/31/2017	M	0.00	0.00	20.47	1212.05	0.00	10.95	0.00	0.00	0.00	0.00	852.34	0.00	0.00	269
270 11/01/2017	O	257.00	0.00	0.00	1212.05	0.00	10.95	0.00	0.00	0.00	0.00	852.34	0.00	0.00	270
271 11/02/2017	P	0.00	141.69	0.00	1212.05	0.00	10.95	0.00	0.00	0.00	0.00	852.34	0.00	0.00	271
272 11/16/2017	P	0.00	116.69	0.00	1212.05	0.00	10.95	0.00	0.00	0.00	0.00	852.34	0.00	0.00	272
273 11/30/2017	P	0.00	141.69	0.00	1212.05	0.00	10.95	0.00	0.00	0.00	0.00	852.34	0.00	0.00	273
274 11/30/2017	M	0.00	0.00	19.72	1231.77	0.00	10.95	0.00	0.00	0.00	0.00	852.34	0.00	0.00	274
275 12/01/2017	O	257.00	0.00	0.00	1231.77	0.00	10.95	0.00	0.00	0.00	0.00	852.34	0.00	0.00	275
276 12/14/2017	P	0.00	141.69	0.00	1231.77	0.00	10.95	0.00	0.00	0.00	0.00	852.34	0.00	0.00	276
277 12/29/2017	P	0.00	116.69	0.00	1231.77	0.00	10.95	0.00	0.00	0.00	0.00	852.34	0.00	0.00	277
278 12/31/2017	M	0.00	0.00	19.72	1251.49	0.00	10.95	0.00	0.00	0.00	0.00	852.34	0.00	0.00	278
279 01/01/2018	O	257.00	0.00	0.00	1251.49	0.00	10.95	0.00	0.00	0.00	0.00	852.34	0.00	0.00	279
280 01/11/2018	P	0.00	141.69	0.00	1251.49	0.00	10.95	0.00	0.00	0.00	0.00	852.34	0.00	0.00	280
281 01/23/2018	P	0.00	116.69	0.00	1251.49	0.00	10.95	0.00	0.00	0.00	0.00	852.34	0.00	0.00	281
282 01/31/2018	M	0.00	0.00	20.50	1271.99	0.00	10.95	0.00	0.00	0.00	0.00	852.34	0.00	0.00	282
283 02/01/2018	O	257.00	0.00	0.00	1271.99	0.00	10.95	0.00	0.00	0.00	0.00	852.34	0.00	0.00	283
284 02/28/2018	M	0.00	0.00	21.89	1293.88	0.00	10.95	0.00	0.00	0.00	25.70	878.04	0.00	0.00	284

Event Date	Event Type	Current Amount Due	NCP Paid	Unadjudicated Interest (On UA)		Unadjudicated Interest (On AA)		Adjudicated Interest		Unadjudicated Penalty		Adjudicated Penalty	
				Adjust Amount	Running Balance	Adjust Amount	Running Balance	Adjust Amount	Running Balance	Adjust Amount	Running Balance	Adjust Amount	Running Balance
285 03/01/2018	O	257.00	0.00	0.00	1293.88	0.00	10.95	0.00	0.00	878.04	0.00	0.00	285
286 03/14/2018	P	0.00	282.00	0.00	1293.88	0.00	10.95	0.00	0.00	878.04	0.00	0.00	286
287 03/20/2018	P	0.00	153.50	0.00	1293.88	0.00	10.95	0.00	0.00	878.04	0.00	0.00	287
288 03/31/2018	M	0.00	0.00	20.92	1314.80	0.00	10.95	0.00	0.00	878.04	0.00	0.00	288
289 04/01/2018	O	257.00	0.00	0.00	1314.80	0.00	10.95	0.00	0.00	878.04	0.00	0.00	289
290 04/03/2018	P	0.00	153.50	0.00	1314.80	0.00	10.95	0.00	0.00	878.04	0.00	0.00	290
291 04/19/2018	P	0.00	128.50	0.00	1314.80	0.00	10.95	0.00	0.00	878.04	0.00	0.00	291
292 04/30/2018	M	0.00	0.00	20.79	1335.59	0.00	10.95	0.00	0.00	878.04	0.00	0.00	292
293 05/01/2018	O	257.00	0.00	0.00	1335.59	0.00	10.95	0.00	0.00	878.04	0.00	0.00	293
294 05/01/2018	P	0.00	282.00	0.00	1335.59	0.00	10.95	0.00	0.00	878.04	0.00	0.00	294
295 05/03/2018	P	0.00	153.50	0.00	1335.59	0.00	10.95	0.00	0.00	878.04	0.00	0.00	295
296 05/17/2018	P	0.00	473.01	0.00	1335.59	0.00	10.95	0.00	0.00	878.04	0.00	0.00	296
297 05/21/2018	P	0.00	153.50	0.00	1335.59	0.00	10.95	0.00	0.00	878.04	0.00	0.00	297
298 05/31/2018	M	0.00	0.00	16.43	1352.02	0.00	10.95	0.00	0.00	878.04	0.00	0.00	298
299 06/01/2018	O	257.00	0.00	0.00	1352.02	0.00	10.95	0.00	0.00	878.04	0.00	0.00	299
300 06/05/2018	P	0.00	153.50	0.00	1352.02	0.00	10.95	0.00	0.00	878.04	0.00	0.00	300
301 06/19/2018	P	0.00	128.50	0.00	1352.02	0.00	10.95	0.00	0.00	878.04	0.00	0.00	301
302 06/30/2018	M	0.00	0.00	16.29	1368.31	0.00	10.95	0.00	0.00	878.04	0.00	0.00	302
303 07/01/2018	O	257.00	0.00	0.00	1368.31	0.00	10.95	0.00	0.00	878.04	0.00	0.00	303
304 07/03/2018	P	0.00	153.50	0.00	1368.31	0.00	10.95	0.00	0.00	878.04	0.00	0.00	304
305 07/19/2018	P	0.00	128.50	0.00	1368.31	0.00	10.95	0.00	0.00	878.04	0.00	0.00	305
306 07/31/2018	M	0.00	0.00	17.40	1385.71	0.00	10.95	0.00	0.00	878.04	0.00	0.00	306
307 08/01/2018	O	257.00	0.00	0.00	1385.71	0.00	10.95	0.00	0.00	878.04	0.00	0.00	307
308 08/03/2018	P	0.00	153.50	0.00	1385.71	0.00	10.95	0.00	0.00	878.04	0.00	0.00	308
309 08/21/2018	P	0.00	128.50	0.00	1385.71	0.00	10.95	0.00	0.00	878.04	0.00	0.00	309
310 08/31/2018	M	0.00	0.00	17.25	1402.96	0.00	10.95	0.00	0.00	878.04	0.00	0.00	310
311 09/01/2018	O	257.00	0.00	0.00	1402.96	0.00	10.95	0.00	0.00	878.04	0.00	0.00	311
312 09/05/2018	P	0.00	153.50	0.00	1402.96	0.00	10.95	0.00	0.00	878.04	0.00	0.00	312
313 09/18/2018	P	0.00	128.50	0.00	1402.96	0.00	10.95	0.00	0.00	878.04	0.00	0.00	313
314 09/30/2018	M	0.00	0.00	17.11	1420.07	0.00	10.95	0.00	0.00	878.04	0.00	0.00	314
315 10/01/2018	O	257.00	0.00	0.00	1420.07	0.00	10.95	0.00	0.00	878.04	0.00	0.00	315
316 10/02/2018	P	0.00	153.50	0.00	1420.07	0.00	10.95	0.00	0.00	878.04	0.00	0.00	316
317 10/19/2018	P	0.00	128.50	0.00	1420.07	0.00	10.95	0.00	0.00	878.04	0.00	0.00	317

Event Date	Event Type	Current Amount Due	NCP Paid	Unadjudicated Interest (On UA)		Unadjudicated Interest (On AA)		Adjudicated Interest		Unadjudicated Penalty		Adjudicated Penalty	
				Adjust Amount	Running Balance	Adjust Amount	Running Balance	Adjust Amount	Running Balance	Adjust Amount	Running Balance	Adjust Amount	Running Balance
318 10/31/2018	M	0.00	0.00	16.96	1437.03	0.00	10.95	0.00	0.00	0.00	878.04	0.00	318
319 11/01/2018	O	257.00	0.00	0.00	1437.03	0.00	10.95	0.00	0.00	0.00	878.04	0.00	319
320 11/05/2018	P	0.00	153.50	0.00	1437.03	0.00	10.95	0.00	0.00	0.00	878.04	0.00	320
321 11/20/2018	P	0.00	128.50	0.00	1437.03	0.00	10.95	0.00	0.00	0.00	878.04	0.00	321
322 11/30/2018	M	0.00	0.00	16.82	1453.85	0.00	10.95	0.00	0.00	0.00	878.04	0.00	322
323 12/01/2018	O	257.00	0.00	0.00	1453.85	0.00	10.95	0.00	0.00	0.00	878.04	0.00	323
324 12/04/2018	P	0.00	153.50	0.00	1453.85	0.00	10.95	0.00	0.00	0.00	878.04	0.00	324
325 12/18/2018	P	0.00	128.50	0.00	1453.85	0.00	10.95	0.00	0.00	0.00	878.04	0.00	325
326 12/31/2018	M	0.00	0.00	16.67	1470.52	0.00	10.95	0.00	0.00	0.00	878.04	0.00	326
Totals:		\$22616.00	\$20258.14	\$0.00	\$1470.52	\$0.00	\$10.95	\$0.00	\$0.00	\$0.00	\$878.04	\$0.00	

Total Unadjudicated Interest on UA: \$1470.52
 Total Unadjudicated Interest on AA: \$10.95
 Total Adjudicated Interest: \$0.00
 Total Interest: \$1481.47

Total Unadjudicated Penalty: \$878.04
 Total Adjudicated Penalty: \$0.00
 Total Penalty: \$878.04

Total Arrears: \$2857.86
 Total Interest: \$1481.47
 Total Penalty: \$878.04
 Grand Total: \$5217.37

Custodian Financial Audit (part 1 of 2)

Run Date: 01/18/2019
Run Time: 08:21 AM

NCP Name: Lane , Dylan
CST Name: Nelson, Shandy

Case ID: 337853000A
Docket#: 11-UR-0053
Prepared By: AMMATOVI
Last Updated By: AMMATOVI

Office: 03

Prepared By Date: 01/18/2019
Last Updated By Date: 01/18/2019

Provision Type: Medical Cash

	Event Date	Event Type	Current Amount Due	NCP Paid	Unadjudicated Arrears		Adjudicated Arrears		
					Adjustment Amount	Running Balance	Adjustment Amount	Running Balance	
1	09/01/2011	J	0.00	0.00	0.00	0.00	0.00	0.00	1
2	09/01/2011	O	25.00	0.00	25.00	25.00	0.00	0.00	2
3	09/30/2011	M	0.00	0.00	0.00	25.00	0.00	0.00	3
4	10/01/2011	O	25.00	0.00	25.00	50.00	0.00	0.00	4
5	10/31/2011	M	0.00	0.00	0.00	50.00	0.00	0.00	5
6	11/01/2011	O	25.00	0.00	25.00	75.00	0.00	0.00	6
7	11/30/2011	M	0.00	0.00	0.00	75.00	0.00	0.00	7
8	12/01/2011	O	25.00	0.00	25.00	100.00	0.00	0.00	8
9	12/31/2011	M	0.00	0.00	0.00	100.00	0.00	0.00	9
10	01/01/2012	O	25.00	0.00	25.00	125.00	0.00	0.00	10
11	01/31/2012	M	0.00	0.00	0.00	125.00	0.00	0.00	11
12	02/01/2012	O	25.00	0.00	25.00	150.00	0.00	0.00	12
13	02/27/2012	P	0.00	25.00	-25.00	125.00	0.00	0.00	13
14	02/29/2012	M	0.00	0.00	0.00	125.00	0.00	0.00	14
15	03/01/2012	O	25.00	0.00	25.00	150.00	0.00	0.00	15
16	03/31/2012	M	0.00	0.00	0.00	150.00	0.00	0.00	16
17	04/01/2012	O	25.00	0.00	25.00	175.00	0.00	0.00	17
18	04/30/2012	M	0.00	0.00	0.00	175.00	0.00	0.00	18
19	05/01/2012	O	25.00	0.00	25.00	200.00	0.00	0.00	19
20	05/29/2012	P	0.00	13.00	-13.00	187.00	0.00	0.00	20
21	05/31/2012	M	0.00	0.00	0.00	187.00	0.00	0.00	21

18

	Event Date	Event Type	Current Amount Due	NCP Paid	Unadjudicated Arrears		Adjudicated Arrears		
					Adjustment Amount	Running Balance	Adjustment Amount	Running Balance	
22	06/01/2012	O	25.00	0.00	25.00	212.00	0.00	0.00	22
23	06/30/2012	M	0.00	0.00	0.00	212.00	0.00	0.00	23
24	07/01/2012	O	25.00	0.00	25.00	237.00	0.00	0.00	24
25	07/31/2012	M	0.00	0.00	0.00	237.00	0.00	0.00	25
26	08/01/2012	O	25.00	0.00	25.00	262.00	0.00	0.00	26
27	08/31/2012	M	0.00	0.00	0.00	262.00	0.00	0.00	27
28	09/01/2012	O	25.00	0.00	25.00	287.00	0.00	0.00	28
29	09/30/2012	M	0.00	0.00	0.00	287.00	0.00	0.00	29
30	10/01/2012	O	25.00	0.00	25.00	312.00	0.00	0.00	30
31	10/29/2012	P	0.00	22.25	-22.25	289.75	0.00	0.00	31
32	10/31/2012	M	0.00	0.00	0.00	289.75	0.00	0.00	32
33	11/01/2012	O	25.00	0.00	25.00	314.75	0.00	0.00	33
34	11/30/2012	M	0.00	0.00	0.00	314.75	0.00	0.00	34
35	12/01/2012	O	25.00	0.00	25.00	339.75	0.00	0.00	35
36	12/31/2012	M	0.00	0.00	0.00	339.75	0.00	0.00	36
37	01/01/2013	O	25.00	0.00	25.00	364.75	0.00	0.00	37
38	01/31/2013	M	0.00	0.00	0.00	364.75	0.00	0.00	38
39	02/01/2013	O	25.00	0.00	25.00	389.75	0.00	0.00	39
40	02/28/2013	M	0.00	0.00	0.00	389.75	0.00	0.00	40
41	03/01/2013	O	25.00	0.00	25.00	414.75	0.00	0.00	41
42	03/31/2013	M	0.00	0.00	0.00	414.75	0.00	0.00	42
43	04/01/2013	O	25.00	0.00	25.00	439.75	0.00	0.00	43
44	04/30/2013	M	0.00	0.00	0.00	439.75	0.00	0.00	44
45	05/01/2013	O	25.00	0.00	25.00	464.75	0.00	0.00	45
46	05/31/2013	M	0.00	0.00	0.00	464.75	0.00	0.00	46
47	06/01/2013	O	25.00	0.00	25.00	489.75	0.00	0.00	47
48	06/30/2013	M	0.00	0.00	0.00	489.75	0.00	0.00	48
49	07/01/2013	O	25.00	0.00	25.00	514.75	0.00	0.00	49
50	07/31/2013	M	0.00	0.00	0.00	514.75	0.00	0.00	50
51	08/01/2013	O	25.00	0.00	25.00	539.75	0.00	0.00	51
52	08/31/2013	M	0.00	0.00	0.00	539.75	0.00	0.00	52
53	09/01/2013	O	25.00	0.00	25.00	564.75	0.00	0.00	53
54	09/30/2013	M	0.00	0.00	0.00	564.75	0.00	0.00	54
55	10/01/2013	O	25.00	0.00	25.00	589.75	0.00	0.00	55

Event Date	Event Type	Current Amount Due	NCP Paid	Unadjudicated Arrears		Adjudicated Arrears		
				Adjustment Amount	Running Balance	Adjustment Amount	Running Balance	
56	10/31/2013	M	0.00	0.00	589.75	0.00	0.00	56
57	11/01/2013	O	25.00	25.00	614.75	0.00	0.00	57
58	11/30/2013	M	0.00	0.00	614.75	0.00	0.00	58
59	12/01/2013	O	25.00	25.00	639.75	0.00	0.00	59
60	12/31/2013	M	0.00	0.00	639.75	0.00	0.00	60
61	01/01/2014	O	25.00	25.00	664.75	0.00	0.00	61
62	01/31/2014	M	0.00	0.00	664.75	0.00	0.00	62
63	02/01/2014	O	25.00	25.00	689.75	0.00	0.00	63
64	02/28/2014	M	0.00	0.00	689.75	0.00	0.00	64
65	03/01/2014	O	25.00	25.00	714.75	0.00	0.00	65
66	03/31/2014	M	0.00	0.00	714.75	0.00	0.00	66
67	04/01/2014	O	25.00	25.00	739.75	0.00	0.00	67
68	04/28/2014	P	0.00	-25.00	714.75	0.00	0.00	68
69	04/30/2014	M	0.00	0.00	714.75	0.00	0.00	69
70	05/01/2014	O	25.00	25.00	739.75	0.00	0.00	70
71	05/28/2014	P	20.91	-20.91	718.84	0.00	0.00	71
72	05/31/2014	M	0.00	0.00	718.84	0.00	0.00	72
73	06/01/2014	O	25.00	25.00	743.84	0.00	0.00	73
74	06/23/2014	P	3.30	-3.30	740.54	0.00	0.00	74
75	06/30/2014	M	0.00	0.00	740.54	0.00	0.00	75
76	07/01/2014	O	25.00	25.00	765.54	0.00	0.00	76
77	07/21/2014	P	3.30	-3.30	762.24	0.00	0.00	77
78	07/31/2014	M	0.00	0.00	762.24	0.00	0.00	78
79	08/01/2014	O	25.00	25.00	787.24	0.00	0.00	79
80	08/18/2014	P	3.30	-3.30	783.94	0.00	0.00	80
81	08/31/2014	M	0.00	0.00	783.94	0.00	0.00	81
82	09/01/2014	O	25.00	25.00	808.94	0.00	0.00	82
83	09/15/2014	P	3.30	-3.30	805.64	0.00	0.00	83
84	09/29/2014	P	21.70	-21.70	783.94	0.00	0.00	84
85	09/30/2014	M	0.00	0.00	783.94	0.00	0.00	85
86	10/01/2014	O	25.00	25.00	808.94	0.00	0.00	86
87	10/31/2014	M	0.00	0.00	808.94	0.00	0.00	87
88	11/01/2014	O	25.00	25.00	833.94	0.00	0.00	88
89	11/30/2014	M	0.00	0.00	833.94	0.00	0.00	89

	Event Date	Event Type	Current Amount Due	NCP Paid	Unadjudicated Arrears		Adjudicated Arrears		
					Adjustment Amount	Running Balance	Adjustment Amount	Running Balance	
90	12/01/2014	O	25.00	0.00	25.00	858.94	0.00	0.00	90
91	12/15/2014	P	0.00	25.00	-25.00	833.94	0.00	0.00	91
92	12/31/2014	M	0.00	0.00	0.00	833.94	0.00	0.00	92
93	01/01/2015	O	25.00	0.00	25.00	858.94	0.00	0.00	93
94	01/31/2015	M	0.00	0.00	0.00	858.94	0.00	0.00	94
95	02/01/2015	O	25.00	0.00	25.00	883.94	0.00	0.00	95
96	02/17/2015	P	0.00	25.00	-25.00	858.94	0.00	0.00	96
97	02/28/2015	M	0.00	0.00	0.00	858.94	0.00	0.00	97
98	03/01/2015	O	25.00	0.00	25.00	883.94	0.00	0.00	98
99	03/02/2015	P	0.00	25.00	-25.00	858.94	0.00	0.00	99
100	03/31/2015	M	0.00	0.00	0.00	858.94	0.00	0.00	100
101	04/01/2015	O	25.00	0.00	25.00	883.94	0.00	0.00	101
102	04/27/2015	P	0.00	25.00	-25.00	858.94	0.00	0.00	102
103	04/30/2015	M	0.00	0.00	0.00	858.94	0.00	0.00	103
104	05/01/2015	O	25.00	0.00	25.00	883.94	0.00	0.00	104
105	05/26/2015	P	0.00	4.66	-4.66	879.28	0.00	0.00	105
106	05/27/2015	P	0.00	20.34	-20.34	858.94	0.00	0.00	106
107	05/31/2015	M	0.00	0.00	0.00	858.94	0.00	0.00	107
108	06/01/2015	O	25.00	0.00	25.00	883.94	0.00	0.00	108
109	06/30/2015	M	0.00	0.00	0.00	883.94	0.00	0.00	109
110	07/01/2015	O	25.00	0.00	25.00	908.94	0.00	0.00	110
111	07/28/2015	P	0.00	25.00	-25.00	883.94	0.00	0.00	111
112	07/31/2015	M	0.00	0.00	0.00	883.94	0.00	0.00	112
113	08/01/2015	O	25.00	0.00	25.00	908.94	0.00	0.00	113
114	08/25/2015	P	0.00	3.30	-3.30	905.64	0.00	0.00	114
115	08/31/2015	M	0.00	0.00	0.00	905.64	0.00	0.00	115
116	09/01/2015	O	25.00	0.00	25.00	930.64	0.00	0.00	116
117	09/22/2015	P	0.00	3.30	-3.30	927.34	0.00	0.00	117
118	09/30/2015	M	0.00	0.00	0.00	927.34	0.00	0.00	118
119	10/01/2015	O	25.00	0.00	25.00	952.34	0.00	0.00	119
120	10/21/2015	P	0.00	3.30	-3.30	949.04	0.00	0.00	120
121	10/31/2015	M	0.00	0.00	0.00	949.04	0.00	0.00	121
122	11/01/2015	O	25.00	0.00	25.00	974.04	0.00	0.00	122
123	11/18/2015	P	0.00	3.30	-3.30	970.74	0.00	0.00	123

	Event Date	Event Type	Current Amount Due	NCP Paid	Unadjudicated Arrears		Adjudicated Arrears		
					Adjustment Amount	Running Balance	Adjustment Amount	Running Balance	
124	11/30/2015	M	0.00	0.00	0.00	970.74	0.00	0.00	124
125	12/01/2015	O	25.00	0.00	25.00	995.74	0.00	0.00	125
126	12/15/2015	P	0.00	3.30	-3.30	992.44	0.00	0.00	126
127	12/29/2015	P	0.00	21.70	-21.70	970.74	0.00	0.00	127
128	12/31/2015	M	0.00	0.00	0.00	970.74	0.00	0.00	128
129	01/01/2016	O	25.00	0.00	25.00	995.74	0.00	0.00	129
130	01/25/2016	P	0.00	14.84	-14.84	980.90	0.00	0.00	130
131	01/27/2016	P	0.00	10.16	-10.16	970.74	0.00	0.00	131
132	01/31/2016	M	0.00	0.00	0.00	970.74	0.00	0.00	132
133	02/01/2016	O	25.00	0.00	25.00	995.74	0.00	0.00	133
134	02/22/2016	P	0.00	25.00	-25.00	970.74	0.00	0.00	134
135	02/29/2016	M	0.00	0.00	0.00	970.74	0.00	0.00	135
136	03/01/2016	O	25.00	0.00	25.00	995.74	0.00	0.00	136
137	03/21/2016	P	0.00	25.00	-25.00	970.74	0.00	0.00	137
138	03/31/2016	M	0.00	0.00	0.00	970.74	0.00	0.00	138
139	04/01/2016	O	25.00	0.00	25.00	995.74	0.00	0.00	139
140	04/04/2016	P	0.00	25.00	-25.00	970.74	0.00	0.00	140
141	04/30/2016	M	0.00	0.00	0.00	970.74	0.00	0.00	141
142	05/01/2016	O	25.00	0.00	25.00	995.74	0.00	0.00	142
143	05/31/2016	M	0.00	0.00	0.00	995.74	0.00	0.00	143
144	06/01/2016	O	25.00	0.00	25.00	1020.74	0.00	0.00	144
145	06/30/2016	M	0.00	0.00	0.00	1020.74	0.00	0.00	145
146	07/01/2016	O	25.00	0.00	25.00	1045.74	0.00	0.00	146
147	07/31/2016	M	0.00	0.00	0.00	1045.74	0.00	0.00	147
148	08/01/2016	O	25.00	0.00	25.00	1070.74	0.00	0.00	148
149	08/31/2016	M	0.00	0.00	0.00	1070.74	0.00	0.00	149
150	09/01/2016	O	25.00	0.00	25.00	1095.74	0.00	0.00	150
151	09/30/2016	M	0.00	0.00	0.00	1095.74	0.00	0.00	151
152	10/01/2016	O	25.00	0.00	25.00	1120.74	0.00	0.00	152
153	10/31/2016	P	0.00	25.00	-25.00	1095.74	0.00	0.00	153
154	10/31/2016	M	0.00	0.00	0.00	1095.74	0.00	0.00	154
155	11/01/2016	O	25.00	0.00	25.00	1120.74	0.00	0.00	155
156	11/30/2016	M	0.00	0.00	0.00	1120.74	0.00	0.00	156
157	12/01/2016	O	25.00	0.00	25.00	1145.74	0.00	0.00	157

Event Date	Event Type	Current Amount Due	NCP Paid	Unadjudicated Arrears		Adjudicated Arrears			
				Adjustment Amount	Running Balance	Adjustment Amount	Running Balance		
158	12/14/2016	P	0.00	25.00	-25.00	1120.74	0.00	0.00	158
159	12/31/2016	M	0.00	0.00	0.00	1120.74	0.00	0.00	159
160	01/01/2017	O	25.00	0.00	25.00	1145.74	0.00	0.00	160
161	01/24/2017	P	0.00	25.00	-25.00	1120.74	0.00	0.00	161
162	01/31/2017	M	0.00	0.00	0.00	1120.74	0.00	0.00	162
163	02/01/2017	O	25.00	0.00	25.00	1145.74	0.00	0.00	163
164	02/28/2017	M	0.00	0.00	0.00	1145.74	0.00	0.00	164
165	03/01/2017	O	25.00	0.00	25.00	1170.74	0.00	0.00	165
166	03/31/2017	M	0.00	0.00	0.00	1170.74	0.00	0.00	166
167	04/01/2017	O	25.00	0.00	25.00	1195.74	0.00	0.00	167
168	04/21/2017	P	0.00	126.85	-126.85	1068.89	0.00	0.00	168
169	04/27/2017	P	0.00	25.00	-25.00	1043.89	0.00	0.00	169
170	04/30/2017	M	0.00	0.00	0.00	1043.89	0.00	0.00	170
171	05/01/2017	O	25.00	0.00	25.00	1068.89	0.00	0.00	171
172	05/31/2017	M	0.00	0.00	0.00	1068.89	0.00	0.00	172
173	06/01/2017	O	25.00	0.00	25.00	1093.89	0.00	0.00	173
174	06/30/2017	M	0.00	0.00	0.00	1093.89	0.00	0.00	174
175	07/01/2017	O	25.00	0.00	25.00	1118.89	0.00	0.00	175
176	07/27/2017	P	0.00	25.00	-25.00	1093.89	0.00	0.00	176
177	07/31/2017	P	0.00	0.90	-0.90	1092.99	0.00	0.00	177
178	07/31/2017	M	0.00	0.00	0.00	1092.99	0.00	0.00	178
179	08/01/2017	O	25.00	0.00	25.00	1117.99	0.00	0.00	179
180	08/31/2017	M	0.00	0.00	0.00	1117.99	0.00	0.00	180
181	09/01/2017	O	25.00	0.00	25.00	1142.99	0.00	0.00	181
182	09/21/2017	P	0.00	25.00	-25.00	1117.99	0.00	0.00	182
183	09/30/2017	M	0.00	0.00	0.00	1117.99	0.00	0.00	183
184	10/01/2017	O	25.00	0.00	25.00	1142.99	0.00	0.00	184
185	10/19/2017	P	0.00	25.00	-25.00	1117.99	0.00	0.00	185
186	10/31/2017	M	0.00	0.00	0.00	1117.99	0.00	0.00	186
187	11/01/2017	O	25.00	0.00	25.00	1142.99	0.00	0.00	187
188	11/16/2017	P	0.00	25.00	-25.00	1117.99	0.00	0.00	188
189	11/30/2017	M	0.00	0.00	0.00	1117.99	0.00	0.00	189
190	12/01/2017	O	25.00	0.00	25.00	1142.99	0.00	0.00	190
191	12/29/2017	P	0.00	25.00	-25.00	1117.99	0.00	0.00	191

	Event Date	Event Type	Current Amount Due	NCP Paid	Unadjudicated Arrears		Adjudicated Arrears		
					Adjustment Amount	Running Balance	Adjustment Amount	Running Balance	
192	12/31/2017	M	0.00	0.00	0.00	1117.99	0.00	0.00	192
193	01/01/2018	O	25.00	0.00	25.00	1142.99	0.00	0.00	193
194	01/23/2018	P	0.00	25.00	-25.00	1117.99	0.00	0.00	194
195	01/31/2018	M	0.00	0.00	0.00	1117.99	0.00	0.00	195
196	02/01/2018	O	25.00	0.00	25.00	1142.99	0.00	0.00	196
197	02/28/2018	M	0.00	0.00	0.00	1142.99	0.00	0.00	197
198	03/01/2018	O	25.00	0.00	25.00	1167.99	0.00	0.00	198
199	03/14/2018	P	0.00	25.00	-25.00	1142.99	0.00	0.00	199
200	03/31/2018	M	0.00	0.00	0.00	1142.99	0.00	0.00	200
201	04/01/2018	O	25.00	0.00	25.00	1167.99	0.00	0.00	201
202	04/19/2018	P	0.00	25.00	-25.00	1142.99	0.00	0.00	202
203	04/30/2018	M	0.00	0.00	0.00	1142.99	0.00	0.00	203
204	05/01/2018	O	25.00	0.00	25.00	1167.99	0.00	0.00	204
205	05/01/2018	P	0.00	25.00	-25.00	1142.99	0.00	0.00	205
206	05/31/2018	M	0.00	0.00	0.00	1142.99	0.00	0.00	206
207	06/01/2018	O	25.00	0.00	25.00	1167.99	0.00	0.00	207
208	06/19/2018	P	0.00	25.00	-25.00	1142.99	0.00	0.00	208
209	06/30/2018	M	0.00	0.00	0.00	1142.99	0.00	0.00	209
210	07/01/2018	O	25.00	0.00	25.00	1167.99	0.00	0.00	210
211	07/19/2018	P	0.00	25.00	-25.00	1142.99	0.00	0.00	211
212	07/31/2018	M	0.00	0.00	0.00	1142.99	0.00	0.00	212
213	08/01/2018	O	25.00	0.00	25.00	1167.99	0.00	0.00	213
214	08/21/2018	P	0.00	25.00	-25.00	1142.99	0.00	0.00	214
215	08/31/2018	M	0.00	0.00	0.00	1142.99	0.00	0.00	215
216	09/01/2018	O	25.00	0.00	25.00	1167.99	0.00	0.00	216
217	09/18/2018	P	0.00	25.00	-25.00	1142.99	0.00	0.00	217
218	09/30/2018	M	0.00	0.00	0.00	1142.99	0.00	0.00	218
219	10/01/2018	O	25.00	0.00	25.00	1167.99	0.00	0.00	219
220	10/19/2018	P	0.00	25.00	-25.00	1142.99	0.00	0.00	220
221	10/31/2018	M	0.00	0.00	0.00	1142.99	0.00	0.00	221
222	11/01/2018	O	25.00	0.00	25.00	1167.99	0.00	0.00	222
223	11/20/2018	P	0.00	25.00	-25.00	1142.99	0.00	0.00	223
224	11/30/2018	M	0.00	0.00	0.00	1142.99	0.00	0.00	224
225	12/01/2018	O	25.00	0.00	25.00	1167.99	0.00	0.00	225

Event Date	Event Type	Current Amount Due	NCP Paid	Unadjudicated Arrears		Adjudicated Arrears	
				Adjustment Amount	Running Balance	Adjustment Amount	Running Balance
12/18/2018	P	0.00	25.00	-25.00	1142.99	0.00	0.00
12/31/2018	M	0.00	0.00	0.00	1142.99	0.00	0.00
Totals:		\$2200.00	\$1057.01	\$0.00	\$1142.99	\$0.00	\$0.00

Total Unadjudicated: \$1142.99
Total Adjudicated: \$0.00
Total Arrears: \$1142.99



Custodian Financial Audit (part 2 of 2)

Run Date: 01/18/2019

Run Time: 08:21 AM

NCP Name: Lane, Dylan
 CST Name: Nelson, Shandy

Case ID: 337853000A
 Docket#: 11-UR-0053

Office: 03

Prepared By: AMMATOVI
 Last Updated By: AMMATOVI

Prepared By Date: 01/18/2019
 Last Updated By Date: 01/18/2019

Provision Type: Medical Cash

Event Date	Event Type	Current Amount Due	NCP Paid	Unadjudicated Interest (On UA)		Unadjudicated Interest (On AA)		Adjudicated Interest		Unadjudicated Penalty		Adjudicated Penalty	
				Adjust Amount	Running Balance	Adjust Amount	Running Balance	Adjust Amount	Running Balance	Adjust Amount	Running Balance	Adjust Amount	Running Balance
1 09/01/2011	J	0.00	0.00	0.00	0.00	0.00	0.00	0.00	0.00	0.00	0.00	0.00	0.00
2 09/01/2011	O	25.00	0.00	0.00	0.00	0.00	0.00	0.00	0.00	0.00	0.00	0.00	0.00
3 09/30/2011	M	0.00	0.00	0.11	0.11	0.00	0.00	0.00	0.00	0.00	0.00	0.00	0.00
4 10/01/2011	O	25.00	0.00	0.00	0.11	0.00	0.00	0.00	0.00	0.00	0.00	0.00	0.00
5 10/31/2011	M	0.00	0.00	0.22	0.33	0.00	0.00	0.00	0.00	0.00	0.00	0.00	0.00
6 11/01/2011	O	25.00	0.00	0.00	0.33	0.00	0.00	0.00	0.00	0.00	0.00	0.00	0.00
7 11/30/2011	M	0.00	0.00	0.33	0.66	0.00	0.00	0.00	0.00	0.00	0.00	0.00	0.00
8 12/01/2011	O	25.00	0.00	0.00	0.66	0.00	0.00	0.00	0.00	0.00	0.00	0.00	0.00
9 12/31/2011	M	0.00	0.00	0.44	1.10	0.00	0.00	0.00	0.00	0.00	0.00	0.00	0.00
10 01/01/2012	O	25.00	0.00	0.00	1.10	0.00	0.00	0.00	0.00	0.00	0.00	0.00	0.00
11 01/31/2012	M	0.00	0.00	0.55	1.65	0.00	0.00	0.00	0.00	0.00	0.00	0.00	0.00
12 02/01/2012	O	25.00	0.00	0.00	1.65	0.00	0.00	0.00	0.00	0.00	0.00	0.00	0.00
13 02/27/2012	P	0.00	25.00	0.00	1.65	0.00	0.00	0.00	0.00	0.00	0.00	0.00	0.00
14 02/29/2012	M	0.00	0.00	0.55	2.20	0.00	0.00	0.00	0.00	0.00	0.00	0.00	0.00
15 03/01/2012	O	25.00	0.00	0.00	2.20	0.00	0.00	0.00	0.00	0.00	0.00	0.00	0.00
16 03/31/2012	M	0.00	0.00	0.66	2.86	0.00	0.00	0.00	0.00	0.00	0.00	0.00	0.00
17 04/01/2012	O	25.00	0.00	0.00	2.86	0.00	0.00	0.00	0.00	0.00	0.00	0.00	0.00
18 04/30/2012	M	0.00	0.00	0.77	3.63	0.00	0.00	0.00	0.00	0.00	0.00	0.00	0.00
19 05/01/2012	O	25.00	0.00	0.00	3.63	0.00	0.00	0.00	0.00	0.00	0.00	0.00	0.00
20 05/29/2012	P	0.00	13.00	0.00	3.63	0.00	0.00	0.00	0.00	0.00	0.00	0.00	0.00

Event Date	Event Type	Current Amount Due	NCP Paid	Unadjudicated Interest (On UA)		Unadjudicated Interest (On AA)		Adjudicated Interest		Unadjudicated Penalty		Adjudicated Penalty	
				Adjust Amount	Running Balance	Adjust Amount	Running Balance	Adjust Amount	Running Balance	Adjust Amount	Running Balance	Adjust Amount	Running Balance
21 05/31/2012	M	0.00	0.00	0.82	4.45	0.00	0.00	0.00	0.00	1.20	16.20	0.00	0.00
22 06/01/2012	O	25.00	0.00	0.00	4.45	0.00	0.00	0.00	0.00	0.00	16.20	0.00	0.00
23 06/30/2012	M	0.00	0.00	0.93	5.38	0.00	0.00	0.00	0.00	2.50	18.70	0.00	0.00
24 07/01/2012	O	25.00	0.00	0.00	5.38	0.00	0.00	0.00	0.00	0.00	18.70	0.00	0.00
25 07/31/2012	M	0.00	0.00	1.04	6.42	0.00	0.00	0.00	0.00	2.50	21.20	0.00	0.00
26 08/01/2012	O	25.00	0.00	0.00	6.42	0.00	0.00	0.00	0.00	0.00	21.20	0.00	0.00
27 08/31/2012	M	0.00	0.00	1.15	7.57	0.00	0.00	0.00	0.00	2.50	23.70	0.00	0.00
28 09/01/2012	O	25.00	0.00	0.00	7.57	0.00	0.00	0.00	0.00	0.00	23.70	0.00	0.00
29 09/30/2012	M	0.00	0.00	1.26	8.83	0.00	0.00	0.00	0.00	2.50	26.20	0.00	0.00
30 10/01/2012	O	25.00	0.00	0.00	8.83	0.00	0.00	0.00	0.00	0.00	26.20	0.00	0.00
31 10/29/2012	P	0.00	22.25	0.00	8.83	0.00	0.00	0.00	0.00	0.00	26.20	0.00	0.00
32 10/31/2012	M	0.00	0.00	1.27	10.10	0.00	0.00	0.00	0.00	0.28	26.48	0.00	0.00
33 11/01/2012	O	25.00	0.00	0.00	10.10	0.00	0.00	0.00	0.00	0.00	26.48	0.00	0.00
34 11/30/2012	M	0.00	0.00	1.38	11.48	0.00	0.00	0.00	0.00	2.50	28.98	0.00	0.00
35 12/01/2012	O	25.00	0.00	0.00	11.48	0.00	0.00	0.00	0.00	0.00	28.98	0.00	0.00
36 12/31/2012	M	0.00	0.00	1.49	12.97	0.00	0.00	0.00	0.00	2.50	31.48	0.00	0.00
37 01/01/2013	O	25.00	0.00	0.00	12.97	0.00	0.00	0.00	0.00	0.00	31.48	0.00	0.00
38 01/31/2013	M	0.00	0.00	1.60	14.57	0.00	0.00	0.00	0.00	2.50	33.98	0.00	0.00
39 02/01/2013	O	25.00	0.00	0.00	14.57	0.00	0.00	0.00	0.00	0.00	33.98	0.00	0.00
40 02/28/2013	M	0.00	0.00	1.71	16.28	0.00	0.00	0.00	0.00	2.50	36.48	0.00	0.00
41 03/01/2013	O	25.00	0.00	0.00	16.28	0.00	0.00	0.00	0.00	0.00	36.48	0.00	0.00
42 03/31/2013	M	0.00	0.00	1.82	18.10	0.00	0.00	0.00	0.00	2.50	38.98	0.00	0.00
43 04/01/2013	O	25.00	0.00	0.00	18.10	0.00	0.00	0.00	0.00	0.00	38.98	0.00	0.00
44 04/30/2013	M	0.00	0.00	1.92	20.02	0.00	0.00	0.00	0.00	2.50	41.48	0.00	0.00
45 05/01/2013	O	25.00	0.00	0.00	20.02	0.00	0.00	0.00	0.00	0.00	41.48	0.00	0.00
46 05/31/2013	M	0.00	0.00	2.03	22.05	0.00	0.00	0.00	0.00	2.50	43.98	0.00	0.00
47 06/01/2013	O	25.00	0.00	0.00	22.05	0.00	0.00	0.00	0.00	0.00	43.98	0.00	0.00
48 06/30/2013	M	0.00	0.00	2.14	24.19	0.00	0.00	0.00	0.00	2.50	46.48	0.00	0.00
49 07/01/2013	O	25.00	0.00	0.00	24.19	0.00	0.00	0.00	0.00	0.00	46.48	0.00	0.00
50 07/31/2013	M	0.00	0.00	2.25	26.44	0.00	0.00	0.00	0.00	2.50	48.98	0.00	0.00
51 08/01/2013	O	25.00	0.00	0.00	26.44	0.00	0.00	0.00	0.00	0.00	48.98	0.00	0.00
52 08/31/2013	M	0.00	0.00	2.36	28.80	0.00	0.00	0.00	0.00	2.50	51.48	0.00	0.00
53 09/01/2013	O	25.00	0.00	0.00	28.80	0.00	0.00	0.00	0.00	0.00	51.48	0.00	0.00

Event Date	Event Type	Current Amount Due	NCP Paid	Unadjudicated Interest (On UA)		Unadjudicated Interest (On AA)		Adjudicated Interest		Unadjudicated Penalty		Adjudicated Penalty	
				Adjust Amount	Running Balance	Adjust Amount	Running Balance	Adjust Amount	Running Balance	Adjust Amount	Running Balance	Adjust Amount	Running Balance
54 09/30/2013	M	0.00	0.00	2.47	31.27	0.00	0.00	0.00	0.00	2.50	53.98	0.00	0.00
55 10/01/2013	O	25.00	0.00	0.00	31.27	0.00	0.00	0.00	0.00	0.00	53.98	0.00	0.00
56 10/31/2013	M	0.00	0.00	2.58	33.85	0.00	0.00	0.00	0.00	2.50	56.48	0.00	0.00
57 11/01/2013	O	25.00	0.00	0.00	33.85	0.00	0.00	0.00	0.00	0.00	56.48	0.00	0.00
58 11/30/2013	M	0.00	0.00	2.69	36.54	0.00	0.00	0.00	0.00	2.50	58.98	0.00	0.00
59 12/01/2013	O	25.00	0.00	0.00	36.54	0.00	0.00	0.00	0.00	0.00	58.98	0.00	0.00
60 12/31/2013	M	0.00	0.00	2.80	39.34	0.00	0.00	0.00	0.00	2.50	61.48	0.00	0.00
61 01/01/2014	O	25.00	0.00	0.00	39.34	0.00	0.00	0.00	0.00	0.00	61.48	0.00	0.00
62 01/31/2014	M	0.00	0.00	2.91	42.25	0.00	0.00	0.00	0.00	2.50	63.98	0.00	0.00
63 02/01/2014	O	25.00	0.00	0.00	42.25	0.00	0.00	0.00	0.00	0.00	63.98	0.00	0.00
64 02/28/2014	M	0.00	0.00	3.02	45.27	0.00	0.00	0.00	0.00	2.50	66.48	0.00	0.00
65 03/01/2014	O	25.00	0.00	0.00	45.27	0.00	0.00	0.00	0.00	0.00	66.48	0.00	0.00
66 03/31/2014	M	0.00	0.00	3.13	48.40	0.00	0.00	0.00	0.00	2.50	68.98	0.00	0.00
67 04/01/2014	O	25.00	0.00	0.00	48.40	0.00	0.00	0.00	0.00	0.00	68.98	0.00	0.00
68 04/28/2014	P	0.00	25.00	0.00	48.40	0.00	0.00	0.00	0.00	0.00	68.98	0.00	0.00
69 04/30/2014	M	0.00	0.00	3.13	51.53	0.00	0.00	0.00	0.00	0.00	68.98	0.00	0.00
70 05/01/2014	O	25.00	0.00	0.00	51.53	0.00	0.00	0.00	0.00	0.00	68.98	0.00	0.00
71 05/28/2014	P	0.00	20.91	0.00	51.53	0.00	0.00	0.00	0.00	0.00	68.98	0.00	0.00
72 05/31/2014	M	0.00	0.00	3.15	54.68	0.00	0.00	0.00	0.00	0.41	69.39	0.00	0.00
73 06/01/2014	O	25.00	0.00	0.00	54.68	0.00	0.00	0.00	0.00	0.00	69.39	0.00	0.00
74 06/23/2014	P	0.00	3.30	0.00	54.68	0.00	0.00	0.00	0.00	0.00	69.39	0.00	0.00
75 06/30/2014	M	0.00	0.00	3.24	57.92	0.00	0.00	0.00	0.00	2.17	71.56	0.00	0.00
76 07/01/2014	O	25.00	0.00	0.00	57.92	0.00	0.00	0.00	0.00	0.00	71.56	0.00	0.00
77 07/21/2014	P	0.00	3.30	0.00	57.92	0.00	0.00	0.00	0.00	0.00	71.56	0.00	0.00
78 07/31/2014	M	0.00	0.00	3.34	61.26	0.00	0.00	0.00	0.00	2.17	73.73	0.00	0.00
79 08/01/2014	O	25.00	0.00	0.00	61.26	0.00	0.00	0.00	0.00	0.00	73.73	0.00	0.00
80 08/18/2014	P	0.00	3.30	0.00	61.26	0.00	0.00	0.00	0.00	0.00	73.73	0.00	0.00
81 08/31/2014	M	0.00	0.00	3.43	64.69	0.00	0.00	0.00	0.00	2.17	75.90	0.00	0.00
82 09/01/2014	O	25.00	0.00	0.00	64.69	0.00	0.00	0.00	0.00	0.00	75.90	0.00	0.00
83 09/15/2014	P	0.00	3.30	0.00	64.69	0.00	0.00	0.00	0.00	0.00	75.90	0.00	0.00
84 09/29/2014	P	0.00	21.70	0.00	64.69	0.00	0.00	0.00	0.00	0.00	75.90	0.00	0.00
85 09/30/2014	M	0.00	0.00	3.43	68.12	0.00	0.00	0.00	0.00	0.00	75.90	0.00	0.00
86 10/01/2014	O	25.00	0.00	0.00	68.12	0.00	0.00	0.00	0.00	0.00	75.90	0.00	0.00

Event Date	Event Type	Current Amount Due	NCP Paid	Unadjudicated Interest (On UA)		Unadjudicated Interest (On AA)		Adjudicated Interest		Unadjudicated Penalty		Adjudicated Penalty	
				Adjust Amount	Running Balance	Adjust Amount	Running Balance	Adjust Amount	Running Balance	Adjust Amount	Running Balance	Adjust Amount	Running Balance
87	10/31/2014	0.00	0.00	3.54	71.66	0.00	0.00	0.00	0.00	2.50	78.40	0.00	0.00
88	11/01/2014	25.00	0.00	0.00	71.66	0.00	0.00	0.00	0.00	0.00	78.40	0.00	0.00
89	11/30/2014	0.00	0.00	3.65	75.31	0.00	0.00	0.00	0.00	2.50	80.90	0.00	0.00
90	12/01/2014	25.00	0.00	0.00	75.31	0.00	0.00	0.00	0.00	0.00	80.90	0.00	0.00
91	12/15/2014	0.00	25.00	0.00	75.31	0.00	0.00	0.00	0.00	0.00	80.90	0.00	0.00
92	12/31/2014	0.00	0.00	3.65	78.96	0.00	0.00	0.00	0.00	0.00	80.90	0.00	0.00
93	01/01/2015	25.00	0.00	0.00	78.96	0.00	0.00	0.00	0.00	0.00	80.90	0.00	0.00
94	01/31/2015	0.00	0.00	3.76	82.72	0.00	0.00	0.00	0.00	2.50	83.40	0.00	0.00
95	02/01/2015	25.00	0.00	0.00	82.72	0.00	0.00	0.00	0.00	0.00	83.40	0.00	0.00
96	02/17/2015	0.00	25.00	0.00	82.72	0.00	0.00	0.00	0.00	0.00	83.40	0.00	0.00
97	02/28/2015	0.00	0.00	3.76	86.48	0.00	0.00	0.00	0.00	0.00	83.40	0.00	0.00
98	03/01/2015	25.00	0.00	0.00	86.48	0.00	0.00	0.00	0.00	0.00	83.40	0.00	0.00
99	03/02/2015	0.00	25.00	0.00	86.48	0.00	0.00	0.00	0.00	0.00	83.40	0.00	0.00
100	03/31/2015	0.00	0.00	3.76	90.24	0.00	0.00	0.00	0.00	0.00	83.40	0.00	0.00
101	04/01/2015	25.00	0.00	0.00	90.24	0.00	0.00	0.00	0.00	0.00	83.40	0.00	0.00
102	04/27/2015	0.00	25.00	0.00	90.24	0.00	0.00	0.00	0.00	0.00	83.40	0.00	0.00
103	04/30/2015	0.00	0.00	3.76	94.00	0.00	0.00	0.00	0.00	0.00	83.40	0.00	0.00
104	05/01/2015	25.00	0.00	0.00	94.00	0.00	0.00	0.00	0.00	0.00	83.40	0.00	0.00
105	05/26/2015	0.00	4.66	0.00	94.00	0.00	0.00	0.00	0.00	0.00	83.40	0.00	0.00
106	05/27/2015	0.00	20.34	0.00	94.00	0.00	0.00	0.00	0.00	0.00	83.40	0.00	0.00
107	05/31/2015	0.00	0.00	3.76	97.76	0.00	0.00	0.00	0.00	0.00	83.40	0.00	0.00
108	06/01/2015	25.00	0.00	0.00	97.76	0.00	0.00	0.00	0.00	0.00	83.40	0.00	0.00
109	06/30/2015	0.00	0.00	3.87	101.63	0.00	0.00	0.00	0.00	2.50	85.90	0.00	0.00
110	07/01/2015	25.00	0.00	0.00	101.63	0.00	0.00	0.00	0.00	0.00	85.90	0.00	0.00
111	07/28/2015	0.00	25.00	0.00	101.63	0.00	0.00	0.00	0.00	0.00	85.90	0.00	0.00
112	07/31/2015	0.00	0.00	3.87	105.50	0.00	0.00	0.00	0.00	0.00	85.90	0.00	0.00
113	08/01/2015	25.00	0.00	0.00	105.50	0.00	0.00	0.00	0.00	0.00	85.90	0.00	0.00
114	08/25/2015	0.00	3.30	0.00	105.50	0.00	0.00	0.00	0.00	0.00	85.90	0.00	0.00
115	08/31/2015	0.00	0.00	3.96	109.46	0.00	0.00	0.00	0.00	2.17	88.07	0.00	0.00
116	09/01/2015	25.00	0.00	0.00	109.46	0.00	0.00	0.00	0.00	0.00	88.07	0.00	0.00
117	09/22/2015	0.00	3.30	0.00	109.46	0.00	0.00	0.00	0.00	0.00	88.07	0.00	0.00
118	09/30/2015	0.00	0.00	4.06	113.52	0.00	0.00	0.00	0.00	2.17	90.24	0.00	0.00
119	10/01/2015	25.00	0.00	0.00	113.52	0.00	0.00	0.00	0.00	0.00	90.24	0.00	0.00

Event Date	Event Type	Current Amount Due	NCP Paid	Unadjudicated Interest (On UA)		Unadjudicated Interest (On AA)		Adjudicated Interest		Unadjudicated Penalty		Adjudicated Penalty	
				Adjust Amount	Running Balance	Adjust Amount	Running Balance	Adjust Amount	Running Balance	Adjust Amount	Running Balance	Adjust Amount	Running Balance
120 10/21/2015	P	0.00	3.30	0.00	113.52	0.00	0.00	0.00	0.00	0.00	90.24	0.00	0.00
121 10/31/2015	M	0.00	0.00	4.15	117.67	0.00	0.00	0.00	0.00	2.17	92.41	0.00	0.00
122 11/01/2015	O	25.00	0.00	0.00	117.67	0.00	0.00	0.00	0.00	0.00	92.41	0.00	0.00
123 11/18/2015	P	0.00	3.30	0.00	117.67	0.00	0.00	0.00	0.00	0.00	92.41	0.00	0.00
124 11/30/2015	M	0.00	0.00	4.25	121.92	0.00	0.00	0.00	0.00	2.17	94.58	0.00	0.00
125 12/01/2015	O	25.00	0.00	0.00	121.92	0.00	0.00	0.00	0.00	0.00	94.58	0.00	0.00
126 12/15/2015	P	0.00	3.30	0.00	121.92	0.00	0.00	0.00	0.00	0.00	94.58	0.00	0.00
127 12/29/2015	P	0.00	21.70	0.00	121.92	0.00	0.00	0.00	0.00	0.00	94.58	0.00	0.00
128 12/31/2015	M	0.00	0.00	4.25	126.17	0.00	0.00	0.00	0.00	0.00	94.58	0.00	0.00
129 01/01/2016	O	25.00	0.00	0.00	126.17	0.00	0.00	0.00	0.00	0.00	94.58	0.00	0.00
130 01/25/2016	P	0.00	14.84	0.00	126.17	0.00	0.00	0.00	0.00	0.00	94.58	0.00	0.00
131 01/27/2016	P	0.00	10.16	0.00	126.17	0.00	0.00	0.00	0.00	0.00	94.58	0.00	0.00
132 01/31/2016	M	0.00	0.00	4.45	130.62	0.00	0.00	0.00	0.00	0.00	94.58	0.00	0.00
133 02/01/2016	O	25.00	0.00	0.00	130.62	0.00	0.00	0.00	0.00	0.00	94.58	0.00	0.00
134 02/22/2016	P	0.00	25.00	0.00	130.62	0.00	0.00	0.00	0.00	0.00	94.58	0.00	0.00
135 02/29/2016	M	0.00	0.00	4.45	135.07	0.00	0.00	0.00	0.00	0.00	94.58	0.00	0.00
136 03/01/2016	O	25.00	0.00	0.00	135.07	0.00	0.00	0.00	0.00	0.00	94.58	0.00	0.00
137 03/21/2016	P	0.00	25.00	0.00	135.07	0.00	0.00	0.00	0.00	0.00	94.58	0.00	0.00
138 03/31/2016	M	0.00	0.00	4.45	139.52	0.00	0.00	0.00	0.00	0.00	94.58	0.00	0.00
139 04/01/2016	O	25.00	0.00	0.00	139.52	0.00	0.00	0.00	0.00	0.00	94.58	0.00	0.00
140 04/04/2016	P	0.00	25.00	0.00	139.52	0.00	0.00	0.00	0.00	0.00	94.58	0.00	0.00
141 04/30/2016	M	0.00	0.00	4.45	143.97	0.00	0.00	0.00	0.00	0.00	94.58	0.00	0.00
142 05/01/2016	O	25.00	0.00	0.00	143.97	0.00	0.00	0.00	0.00	0.00	94.58	0.00	0.00
143 05/31/2016	M	0.00	0.00	4.57	148.54	0.00	0.00	0.00	0.00	2.50	97.08	0.00	0.00
144 06/01/2016	O	25.00	0.00	0.00	148.54	0.00	0.00	0.00	0.00	0.00	97.08	0.00	0.00
145 06/30/2016	M	0.00	0.00	4.68	153.22	0.00	0.00	0.00	0.00	2.50	99.58	0.00	0.00
146 07/01/2016	O	25.00	0.00	0.00	153.22	0.00	0.00	0.00	0.00	0.00	99.58	0.00	0.00
147 07/31/2016	M	0.00	0.00	4.80	158.02	0.00	0.00	0.00	0.00	2.50	102.08	0.00	0.00
148 08/01/2016	O	25.00	0.00	0.00	158.02	0.00	0.00	0.00	0.00	0.00	102.08	0.00	0.00
149 08/31/2016	M	0.00	0.00	4.91	162.93	0.00	0.00	0.00	0.00	2.50	104.58	0.00	0.00
150 09/01/2016	O	25.00	0.00	0.00	162.93	0.00	0.00	0.00	0.00	0.00	104.58	0.00	0.00
151 09/30/2016	M	0.00	0.00	5.03	167.96	0.00	0.00	0.00	0.00	2.50	107.08	0.00	0.00
152 10/01/2016	O	25.00	0.00	0.00	167.96	0.00	0.00	0.00	0.00	0.00	107.08	0.00	0.00

Event Date	Event Type	Current Amount Due	NCP Paid	Unadjudicated Interest (On UA)		Unadjudicated Interest (On AA)		Adjudicated Interest		Unadjudicated Penalty		Adjudicated Penalty	
				Adjust Amount	Running Balance	Adjust Amount	Running Balance	Adjust Amount	Running Balance	Adjust Amount	Running Balance	Adjust Amount	Running Balance
153 10/31/2016	P	0.00	25.00	0.00	167.96	0.00	0.00	0.00	0.00	0.00	107.08	0.00	0.00
154 10/31/2016	M	0.00	0.00	5.03	172.99	0.00	0.00	0.00	0.00	0.00	107.08	0.00	0.00
155 11/01/2016	O	25.00	0.00	0.00	172.99	0.00	0.00	0.00	0.00	0.00	107.08	0.00	0.00
156 11/30/2016	M	0.00	0.00	5.14	178.13	0.00	0.00	0.00	0.00	2.50	109.58	0.00	0.00
157 12/01/2016	O	25.00	0.00	0.00	178.13	0.00	0.00	0.00	0.00	0.00	109.58	0.00	0.00
158 12/14/2016	P	0.00	25.00	0.00	178.13	0.00	0.00	0.00	0.00	0.00	109.58	0.00	0.00
159 12/31/2016	M	0.00	0.00	5.14	183.27	0.00	0.00	0.00	0.00	0.00	109.58	0.00	0.00
160 01/01/2017	O	25.00	0.00	0.00	183.27	0.00	0.00	0.00	0.00	0.00	109.58	0.00	0.00
161 01/24/2017	P	0.00	25.00	0.00	183.27	0.00	0.00	0.00	0.00	0.00	109.58	0.00	0.00
162 01/31/2017	M	0.00	0.00	5.37	188.64	0.00	0.00	0.00	0.00	0.00	109.58	0.00	0.00
163 02/01/2017	O	25.00	0.00	0.00	188.64	0.00	0.00	0.00	0.00	0.00	109.58	0.00	0.00
164 02/28/2017	M	0.00	0.00	5.49	194.13	0.00	0.00	0.00	0.00	2.50	112.08	0.00	0.00
165 03/01/2017	O	25.00	0.00	0.00	194.13	0.00	0.00	0.00	0.00	0.00	112.08	0.00	0.00
166 03/31/2017	M	0.00	0.00	5.61	199.74	0.00	0.00	0.00	0.00	2.50	114.58	0.00	0.00
167 04/01/2017	O	25.00	0.00	0.00	199.74	0.00	0.00	0.00	0.00	0.00	114.58	0.00	0.00
168 04/21/2017	P	0.00	126.85	0.00	199.74	0.00	0.00	0.00	0.00	0.00	114.58	0.00	0.00
169 04/27/2017	P	0.00	25.00	0.00	199.74	0.00	0.00	0.00	0.00	0.00	114.58	0.00	0.00
170 04/30/2017	M	0.00	0.00	5.00	204.74	0.00	0.00	0.00	0.00	0.00	114.58	0.00	0.00
171 05/01/2017	O	25.00	0.00	0.00	204.74	0.00	0.00	0.00	0.00	0.00	114.58	0.00	0.00
172 05/31/2017	M	0.00	0.00	5.12	209.86	0.00	0.00	0.00	0.00	2.50	117.08	0.00	0.00
173 06/01/2017	O	25.00	0.00	0.00	209.86	0.00	0.00	0.00	0.00	0.00	117.08	0.00	0.00
174 06/30/2017	M	0.00	0.00	5.24	215.10	0.00	0.00	0.00	0.00	2.50	119.58	0.00	0.00
175 07/01/2017	O	25.00	0.00	0.00	215.10	0.00	0.00	0.00	0.00	0.00	119.58	0.00	0.00
176 07/27/2017	P	0.00	25.00	0.00	215.10	0.00	0.00	0.00	0.00	0.00	119.58	0.00	0.00
177 07/31/2017	P	0.00	0.90	0.00	215.10	0.00	0.00	0.00	0.00	0.00	119.58	0.00	0.00
178 07/31/2017	M	0.00	0.00	5.69	220.79	0.00	0.00	0.00	0.00	0.00	119.58	0.00	0.00
179 08/01/2017	O	25.00	0.00	0.00	220.79	0.00	0.00	0.00	0.00	0.00	119.58	0.00	0.00
180 08/31/2017	M	0.00	0.00	5.82	226.61	0.00	0.00	0.00	0.00	2.50	122.08	0.00	0.00
181 09/01/2017	O	25.00	0.00	0.00	226.61	0.00	0.00	0.00	0.00	0.00	122.08	0.00	0.00
182 09/21/2017	P	0.00	25.00	0.00	226.61	0.00	0.00	0.00	0.00	0.00	122.08	0.00	0.00
183 09/30/2017	M	0.00	0.00	5.82	232.43	0.00	0.00	0.00	0.00	0.00	122.08	0.00	0.00
184 10/01/2017	O	25.00	0.00	0.00	232.43	0.00	0.00	0.00	0.00	0.00	122.08	0.00	0.00
185 10/19/2017	P	0.00	25.00	0.00	232.43	0.00	0.00	0.00	0.00	0.00	122.08	0.00	0.00

Event Date	Event Type	Current Amount Due	NCP Paid	Unadjudicated Interest (On UA)		Unadjudicated Interest (On AA)		Adjudicated Interest		Unadjudicated Penalty		Adjudicated Penalty	
				Adjust Amount	Running Balance	Adjust Amount	Running Balance	Adjust Amount	Running Balance	Adjust Amount	Running Balance	Adjust Amount	Running Balance
186 10/31/2017	M	0.00	0.00	5.82	238.25	0.00	0.00	0.00	0.00	0.00	122.08	0.00	0.00
187 11/01/2017	O	25.00	0.00	0.00	238.25	0.00	0.00	0.00	0.00	0.00	122.08	0.00	0.00
188 11/16/2017	P	0.00	25.00	0.00	238.25	0.00	0.00	0.00	0.00	0.00	122.08	0.00	0.00
189 11/30/2017	M	0.00	0.00	5.82	244.07	0.00	0.00	0.00	0.00	0.00	122.08	0.00	0.00
190 12/01/2017	O	25.00	0.00	0.00	244.07	0.00	0.00	0.00	0.00	0.00	122.08	0.00	0.00
191 12/29/2017	P	0.00	25.00	0.00	244.07	0.00	0.00	0.00	0.00	0.00	122.08	0.00	0.00
192 12/31/2017	M	0.00	0.00	5.82	249.89	0.00	0.00	0.00	0.00	0.00	122.08	0.00	0.00
193 01/01/2018	O	25.00	0.00	0.00	249.89	0.00	0.00	0.00	0.00	0.00	122.08	0.00	0.00
194 01/23/2018	P	0.00	25.00	0.00	249.89	0.00	0.00	0.00	0.00	0.00	122.08	0.00	0.00
195 01/31/2018	M	0.00	0.00	6.06	255.95	0.00	0.00	0.00	0.00	0.00	122.08	0.00	0.00
196 02/01/2018	O	25.00	0.00	0.00	255.95	0.00	0.00	0.00	0.00	0.00	122.08	0.00	0.00
197 02/28/2018	M	0.00	0.00	6.19	262.14	0.00	0.00	0.00	0.00	0.00	124.58	2.50	0.00
198 03/01/2018	O	25.00	0.00	0.00	262.14	0.00	0.00	0.00	0.00	0.00	124.58	0.00	0.00
199 03/14/2018	P	0.00	25.00	0.00	262.14	0.00	0.00	0.00	0.00	0.00	124.58	0.00	0.00
200 03/31/2018	M	0.00	0.00	6.19	268.33	0.00	0.00	0.00	0.00	0.00	124.58	0.00	0.00
201 04/01/2018	O	25.00	0.00	0.00	268.33	0.00	0.00	0.00	0.00	0.00	124.58	0.00	0.00
202 04/19/2018	P	0.00	25.00	0.00	268.33	0.00	0.00	0.00	0.00	0.00	124.58	0.00	0.00
203 04/30/2018	M	0.00	0.00	6.19	274.52	0.00	0.00	0.00	0.00	0.00	124.58	0.00	0.00
204 05/01/2018	O	25.00	0.00	0.00	274.52	0.00	0.00	0.00	0.00	0.00	124.58	0.00	0.00
205 05/01/2018	P	0.00	25.00	0.00	274.52	0.00	0.00	0.00	0.00	0.00	124.58	0.00	0.00
206 05/31/2018	M	0.00	0.00	6.19	280.71	0.00	0.00	0.00	0.00	0.00	124.58	0.00	0.00
207 06/01/2018	O	25.00	0.00	0.00	280.71	0.00	0.00	0.00	0.00	0.00	124.58	0.00	0.00
208 06/19/2018	P	0.00	25.00	0.00	280.71	0.00	0.00	0.00	0.00	0.00	124.58	0.00	0.00
209 06/30/2018	M	0.00	0.00	6.19	286.90	0.00	0.00	0.00	0.00	0.00	124.58	0.00	0.00
210 07/01/2018	O	25.00	0.00	0.00	286.90	0.00	0.00	0.00	0.00	0.00	124.58	0.00	0.00
211 07/19/2018	P	0.00	25.00	0.00	286.90	0.00	0.00	0.00	0.00	0.00	124.58	0.00	0.00
212 07/31/2018	M	0.00	0.00	6.67	293.57	0.00	0.00	0.00	0.00	0.00	124.58	0.00	0.00
213 08/01/2018	O	25.00	0.00	0.00	293.57	0.00	0.00	0.00	0.00	0.00	124.58	0.00	0.00
214 08/21/2018	P	0.00	25.00	0.00	293.57	0.00	0.00	0.00	0.00	0.00	124.58	0.00	0.00
215 08/31/2018	M	0.00	0.00	6.67	300.24	0.00	0.00	0.00	0.00	0.00	124.58	0.00	0.00
216 09/01/2018	O	25.00	0.00	0.00	300.24	0.00	0.00	0.00	0.00	0.00	124.58	0.00	0.00
217 09/18/2018	P	0.00	25.00	0.00	300.24	0.00	0.00	0.00	0.00	0.00	124.58	0.00	0.00
218 09/30/2018	M	0.00	0.00	6.67	306.91	0.00	0.00	0.00	0.00	0.00	124.58	0.00	0.00

Event Date	Event Type	Current Amount Due	NCP Paid	Unadjudicated Interest (On UA)		Unadjudicated Interest (On AA)		Adjudicated Interest		Unadjudicated Penalty		Adjudicated Penalty	
				Adjust Amount	Running Balance	Adjust Amount	Running Balance	Adjust Amount	Running Balance	Adjust Amount	Running Balance	Adjust Amount	Running Balance
219 10/01/2018	O	25.00	0.00	0.00	306.91	0.00	0.00	0.00	0.00	0.00	124.58	0.00	0.00
220 10/19/2018	P	0.00	25.00	0.00	306.91	0.00	0.00	0.00	0.00	0.00	124.58	0.00	0.00
221 10/31/2018	M	0.00	0.00	6.67	313.58	0.00	0.00	0.00	0.00	0.00	124.58	0.00	0.00
222 11/01/2018	O	25.00	0.00	0.00	313.58	0.00	0.00	0.00	0.00	0.00	124.58	0.00	0.00
223 11/20/2018	P	0.00	25.00	0.00	313.58	0.00	0.00	0.00	0.00	0.00	124.58	0.00	0.00
224 11/30/2018	M	0.00	0.00	6.67	320.25	0.00	0.00	0.00	0.00	0.00	124.58	0.00	0.00
225 12/01/2018	O	25.00	0.00	0.00	320.25	0.00	0.00	0.00	0.00	0.00	124.58	0.00	0.00
226 12/18/2018	P	0.00	25.00	0.00	320.25	0.00	0.00	0.00	0.00	0.00	124.58	0.00	0.00
227 12/31/2018	M	0.00	0.00	6.67	326.92	0.00	0.00	0.00	0.00	0.00	124.58	0.00	0.00
Totals:		\$2200.00	\$1057.01	\$0.00	\$326.92	\$0.00	\$0.00	\$0.00	\$0.00	\$0.00	\$124.58	\$0.00	\$0.00

Total Unadjudicated Interest on UA: \$326.92
Total Unadjudicated Interest on AA: \$0.00
Total Adjudicated Interest: \$0.00
Total Interest: \$326.92

Total Unadjudicated Penalty: \$124.58
Total Adjudicated Penalty: \$0.00
Total Penalty: \$124.58

Total Arrears: \$1142.99
Total Interest: \$326.92
Total Penalty: \$124.58
Grand Total: \$1594.49

COPY

CERTIFIED COPY

The document to which this certificate is attached is a full, true and correct copy of the original in file and of record in my office.

DATE 3-10-19

BOBBIE R. WILLIAMS Clerk of Court
of the State of Nevada, in and for the County of Douglas,

By ANOM Deputy