



KAREN ELLISON, RECORDER

1
2
3
4
5
6
7
8
9
10
11
12
13
14
15
16
17
18
19
20
21
22
23
24
25
26
27
28

APN # _____

Recording Requested by and returned to:

(for Recorder's use only)

Name: Division of Welfare and Supportive Services

Child Support Enforcement

Address: 300 E. Second St., Ste. 1200

City/State/Zip: Reno, NV 89501-1580

Release of Lien (RELN)

Judgment and Order

Stipulation and Order

Other:

OBLIGOR'S NAME: GREGORY STRABALA

UPI #: 776-78-0200A

This page added to provide additional information required by NRS 111.312 Sections 1-2.

(Additional recording fee applies.)

This cover page must be typed or printed.

1 CASE NO. 18-UR-0032

2 DEPT. NO. II

3
4 **IN THE NINTH JUDICIAL DISTRICT COURT OF THE STATE OF NEVADA**

5 **IN AND FOR THE COUNTY OF DOUGLAS**

6 SHERYL NORTHWAY
7 NKA SHERYL KAROSICH
8 Obligees,

AFFIDAVIT OF RECORDATION

8 Vs.

9 GREGORY STRABALA
10 Obligor

11 I, Linda Holcomb, hereby swear and affirm under penalty of perjury that the following assertions are true:

- 12 1. That affiant is, and at all times mentioned herein was, a citizen of the State of Nevada, over the
- 13 age of twenty-one years of age, and an employee of the Division of Welfare and Supportive
- 14 Services Child Support Enforcement Office managing the legal process under Case Number
- 15 776-78-0200A.
- 16 2. That this affidavit and Judgment and Order being filed pursuant to NRS125B.142 and
- 17 NRS17.150, and when so recorded shall become lien upon all the real property of the Obligor.
- 18 3. That the Obligor's name is Gregory Strabala, whose address, Social Security number and date
- 19 of birth is confidential on file with the Division of Welfare and Supportive Services Child
- 20 Support Enforcement Office.
- 21 4. That attached hereto is a certified copy of the Judgment and Order filed on May 15, 2019.

22 *Linda Holcomb*
23 Linda Holcomb
24 Administrative Assistant II

24 State of Nevada, County of WASHOE

25 Subscribed and sworn before me this
30TH day of May, 2019

26 *Martin A. Hernandez*
NOTARY PUBLIC



INSTRUCTIONS TO RECORDER

Obligor: Gregory Strabala

Obligee: Sheryl Karosich

Date: May 29, 2019

From: Linda Holcomb, Administrative Assistant II, Division of Welfare and Supportive Services Child Support Enforcement Office

Enclosed: Certified copy of Child Support Judgment and Order

In accordance with NRS125B.142 and NRS17.150, on the behalf of the Division please record the attached Affidavit and Judgment and Order at the request of the Division of Welfare and Supportive Services Child Support Enforcement Office.

Please note: If the judgment is a Stipulation and Order, they should be recorded as one document.

Thank you for your assistance. If you have any questions or concerns, please call me at (775) 448-5154.

COPY

RECEIVED

MAY 13 2019

Douglas County
District Court Clerk

FILED

2019 MAY 15 AM 10:26

ROBERT WILLIAMS

D. GOTZ

DEPUTY

1 Case No. 18-UR-0032

2 Dept No. II

6 IN THE NINTH JUDICIAL DISTRICT COURT OF THE STATE OF NEVADA

7 IN AND FOR THE COUNTY OF DOUGLAS

9 SHERYL NORTHWAY
10 NKA SHERYL KAROSICH,
11 Obligee,

12 Vs.

13 GREGORY STRABALA,
14 Obligor,

15 **JUDGMENT AND ORDER**

16 *The undersigned does hereby affirm this document does not contain the social security number of any*
17 *person, pursuant to NRS 239B.030.*

18 This matter was heard on March 1, 2019. The Court Master with the following persons was
19 present:

20 Obligee: Present

21 Obligor: Present, via telephone

23 Presented by: Alyssa Matovina

Division of Welfare and Support Services
Child Support Enforcement

25 After considering all the evidence, the Master hereby makes the following Findings and
26 Recommendations:
27
28

1 The Obligor is the parent of the following children:

<u>NAME</u>	<u>DOB</u>
<u>FAITH ELISE STRABALA</u>	<u>JUNE 30, 2006</u>
<u>GRACE ELIZABETH STRABALA</u>	<u>JUNE 19, 2008</u>

- 4 Obligor's gross monthly earnings are **\$7,215.00**. This amount is estimated by the Child
5 Support Office and was not disputed by the Obligor. Pursuant to the formula prescribed
6 within NRS 125B.070, 25% of those earnings, the state calculates a support obligation
7 in the sum of **\$1,804.00**. Gross monthly income based on actual earnings.
- 8 The child support amount recommended by the Court Master (set out in paragraph 1
9 below) deviates from the statutory percentage under NRS 125B.080, based on the
10 following factors: Presumptive maximum applies.

11 RECOMMENDED ORDER IS:

- 12 1. Ongoing support is ordered in the amount of **\$1,710.00** per month beginning
13 March 1, 2019. The obligation for Child Support continues until the child turns 18
14 years of age, or until the child turns 19 years of age if the child is enrolled in High
15 School. However, this obligation to support a child is affected by a child's ability to
16 live on their own (NRS129.080 to 129.140 – legal emancipation) or when applicable,
17 continued financial support beyond the age of majority per NRS125B.110.
- 18 2. The Obligor is responsible for **child support** arrears for the period of
19 July 1, 2010 through January 31, 2019.
- 20 A judgment is entered against the Obligor for **child support** arrears as follows:
- 21 Principal in the amount of **\$818.03**
- 22 Interest in the amount of **\$3,206.85**
- 23 Penalty in the amount of **\$1,264.44**

24 For a total judgment of **\$5,289.32** to be repaid at **\$50.00** per month beginning March 1, 2019.

- 25 3. The Obligor is responsible for **medical expenses** arrears for the period of
26 July 1, 2010 through January 31, 2019.
- 27 A judgment is entered against the Obligor for **medical expenses** arrears as follows:
- 28 Principal in the amount of **\$10,513.89**

1 Interest in the amount of \$0.00

2 Penalty in the amount of \$0.00

3 For a total judgment of \$10,513.89 to be repaid at \$50.00 per month beginning March 1, 2019.

4 All payments MUST be made in the form of a money order, cashier's check or business check
5 and payable to **STATE COLLECTION AND DISBURSEMENT UNIT (SCaDU)** and sent
6 to:

7 **STATE COLLECTION AND DISBURSEMENT UNIT (SCaDU)**
8 **P.O. BOX 98950**
9 **LAS VEGAS, NV 89193-89501**

10 The following information must be included with each payment:

11 A. Name (first, middle, last) of person responsible for paying child support.

12 B. Social Security Number of person responsible for paying child support.

13 C. Child support case number 776-78-0200A listed on each payment.

14 D. Name of custodian (first and last name of person receiving child support).

15 **PAYMENT OF SUPPORT IS TO BE AS PROVIDED HEREIN, AND THE GIVING OF**
16 **GIFTS, OF MAKING PURCHASES OF FOOD, CLOTHING AND THE LIKE WILL**
17 **NOT FULFILL THE OBLIGATION. NOTICE: NO CREDIT WILL BE GIVEN FOR**
18 **PAYMENTS PAID DIRECTLY TO THE OBLIGEE.**

19 4. All payments shall be made by immediate income withholding. If your full obligation
20 is not met by the amount withheld by your employer, you are responsible to pay the
21 difference between your court ordered obligation and the amount withheld by your
22 employer directly to the STATE COLLECTION AND DISBURSEMENT UNIT
23 (SCaDU). If you fail to do so you will be subject to the assessment of penalties and
24 interest. You may avoid these additional costs by making your current child support
25 payments each month.

26 5. The Obligee shall provide health insurance coverage for the children when available
27 through employment or group policy under a plan that is reasonable in cost as defined in
28 NRS 125B.085 and Obligor shall pay \$42.00 per month for health insurance premium
(medical cash) effective March 1, 2019. Medical costs incurred for the above-referenced

1 period have not yet been determined. The State's rights to recover said costs are not
2 waived by way of this order.

3 6. Pursuant to NRS 125B.080(7), expenses for health care which are not reimbursed
4 through insurance, including expenses for medical, surgical, dental, orthodontic and
5 optical expenses, must be shared equally by both parents.

6 7. The Obligor shall keep the Division of Welfare and Supportive Services informed of
7 any change regarding current residential and/or mailing address, employment and of
8 access to health insurance coverage in WRITING (including health insurance policy
9 information) within 10 days of such change.

10 8. Obligor shall be responsible for ALL child support and judgment payments due.
11 Payment is to be made directly to the STATE COLLECTION AND
12 DISBURSEMENT UNIT (SCaDU). At any time withholding does not occur, Obligor
13 must make voluntary payments to the STATE COLLECTION AND DISBURSEMENT
14 UNIT (SCaDU).

15 9. Effective July 1, 2004 simple interest will accrue on all adjudicated arrears balances
16 (including payment in lieu of medical insurance) and spousal support balances, for
17 cases with a Nevada controlling order pursuant to NRS 99.040. Interest assessed by a
18 judgment of the court prior to July 1, 2004 will be enforced. Interest on the judgment
19 shall accrue at the rate established by NRS 125B.140(2)(c)(1).

20 10. Pursuant to NRS 125B.095, a late fee/penalty of 10% (ten percent) of the unpaid
21 monthly child support amount will be added to the arrears balance of the Obligor if the
22 Obligor becomes delinquent in the amount owed for one month's support.

23 11. The State of Nevada has continuing exclusive jurisdiction for enforcement and
24 modification purposes pursuant to the Full Faith and Credit for Child Support Orders
25 Act.

26 12. The Master finds that these Recommendations are in the best interest of the children.

27 It is further ordered that: See page 2, lines 8-10. All previously ordered amounts and provisions
28 remain in effect for the month of February 2019.

SUPPORT OBLIGATION BREAKDOWN AS FOLLOWS:

Child Support.....	<u>\$1,710.00</u>	Effective <u>March 1, 2019</u>
Child Support Arrearages.....	<u>\$50.00</u>	Effective <u>March 1, 2019</u>
Medical Cash.....	<u>\$42.00</u>	Effective <u>March 1, 2019</u>
Medical Expenses Arrearages...	<u>\$50.00</u>	Effective <u>March 1, 2019</u>
TOTAL PAYMENT.....	<u>\$1,852.00</u>	

Pursuant to NRS 125B.145 this Order may be reviewed every three (3) years and is subject to future modifications.

Unless a stay of this Order is obtained from District Court, all enforcement procedures including, but not limited to wage withholding, garnishment, liens and the attachment of federal income tax returns will be undertaken upon entry of this order.

IT IS SO RECOMMENDED.

This 19 day of April, 2019.



COURT MASTER

1 **NOTICE OF RIGHT TO WAIVE OBJECTION**

2 The Obligor waives the ten (10) days for objection to the Master's Report, and
3 this report may be submitted to the District Court immediately.

4 The Obligee waives the ten (10) days for objection to the Master's Report, and
5 this report may be submitted to the District Court immediately.

6 Receipt of the Master's Recommendation is acknowledged by my signature below.

7 _____
Gregory Strabala, Obligor

8 _____
Sheryl Karosich, Obligee

9 **NOTICE OF RIGHT TO OBJECTION**

10 Objections are governed by NRS 425.3844. You have 10 (ten) days from receipt of this
11 recommendation to file your objection. A failure to file and serve a written objection will
12 result in final Judgment being ordered by District Court.

13 Objections to this Order **must be filed** with the Ninth Judicial District Court of the State of
14 Nevada and **served upon** the other party and the Division of Welfare and Supportive
Services at 300 East Second Street Suite 1200, Reno, NV 89501.

15 You must submit your objection to the Court Clerk for filing by submitting your original
16 objection and two copies. Legal advice regarding your objection will not be provided.

17 For information on obtaining a objection packet or the objection process please call the
18 **Division of Welfare and Supportive Services at (775) 448-5150 located at 300 East
Second Street Suite 1200, Reno, NV 89501.**


19 **ORDER**

20 The Court, having reviewed the above and foregoing Master's Report prepared by the Court
21 Master and,

- 22 The Obligor having waived the right to object thereto.
23 No timely objection having been filed hereto.

24 **IT IS HEREBY ORDERED that the Master's Findings and Recommendations are**
25 **affirmed and adopted.**
26

27 Dated: May 15, 2019.

28 

DISTRICT JUDGE

1 Case No. 18-UR-0032

2 Dept No. II

3
4 IN THE NINTH JUDICIAL DISTRICT COURT OF THE STATE OF NEVADA
5 IN AND FOR THE COUNTY OF DOUGLAS

6
7 SHERYL NORTHWAY
8 NKA SHERYL KAROSICH,
9 Obligee,

10 Vs.

11 GREGORY STRABALA,
12 Obligor
13 _____/

14 **CERTIFICATE OF MAILING**

15 Pursuant to NRCF 5(b), I certify that on this date I deposited for mailing, postage
16 prepaid, at Reno, Nevada, a true copy of the attached document addressed to:

17
18 GREGORY STRABALA
19 CONFIDENTIAL
20 IN FILE

21 SHERYL KAROSICH
22 CONFIDENTIAL
23 IN FILE

24 DATED: April 23, 2019

25 SIGNED: Linda Holcomb
26 LINDA HOLCOMB
27 ADMINISTRATIVE ASSISTANT II

28 DOCUMENTS: JUDGMENT AND ORDER
CASE NO. 18-UR-0032

Travel Nurse Salaries in Texas

Salary estimated from 2,237 employees, users, and past and present job advertisements on Indeed in the past 36 months. Last updated: February 11, 2019

Location

Texas

Average in Texas

\$1,665 per week

Meets national average

Salary Distribution

\$700

\$3,000

How much does a Travel Nurse make in Texas?

The average salary for a Travel Nurse is \$1,665 per week in Texas, which meets the national average. Salary estimates are based on 2,237 salaries submitted anonymously to Indeed by Travel Nurse employees, users, and collected from past and present job advertisements on Indeed in the past 36 months. The typical tenure for a Travel Nurse is less than 1 year.

Travel Nurse salaries by company in Texas

Company

Average salary



State of Texas Travel Nurse

8 salaries

\$2,000 per week

Valley Healthcare Staffing Travel Nurse

13 salaries

\$1,908 per week

General Healthcare Resources, Inc. -

Travel Nursing Travel Nurse

55 salaries

\$1,831 per week

General Healthcare Resources,- Travel

Nursing Travel Nurse

1,338 salaries

\$1,800 per week

Travel Nurse job openings

Travel RN - up to \$2,250 per week with a \$1,500 Completion Bonus

WalkerHealthcare
Dallas-Fort Worth, TX
30+ days ago

Travel RN - up to \$2,250 per week with a \$1,500 Completion Bonus

WalkerHealthcare
Austin, TX
30+ days ago

Travel RN - \$1,500 Completion Bonus

WalkerHealthcare
Galveston, TX
30+ days ago

Travel RN - up to \$2,250 per week with a \$1,500 Completion Bonus

WalkerHealthcare
Houston, TX
30+ days ago

Travel RN - up to \$2,250 per week with a \$1,500 Completion Bonus

WalkerHealthcare
San Antonio, TX
30+ days ago

Travel Nurse Needed for International Adventure!

Ventura Medstaff
Austin, TX
Easily Apply - 14 days ago

Travel Nurse jobs in Texas

CONFIDENTIAL

Company

Average salary

Travel Nurses Coast to Coast Travel

Nurse
10 salaries

\$1,731 per week

General Healthcare Resources - Travel

Nursing Travel Nurse
29 salaries

\$1,705 per week

SAC Travel Nurse

16 salaries

\$1,614 per week



American Correctional Solutions Travel

Nurse
29 salaries

\$1,613 per week

NurseFly Travel Nursing Travel Nurse

84 salaries

\$1,590 per week



NurseFly Travel Nurse

214 salaries

\$1,583 per week

1 2 3 4 5 Next >

Travel Nurse salaries by location

City

Average salary

Travel Nurse in Dallas, TX

954 salaries

\$1,763 per week

Travel Nurse in San Antonio, TX

253 salaries

\$1,655 per week

Travel Nurse in Houston, TX

250 salaries

\$1,742 per week

Travel Nurse in Austin, TX

235 salaries

\$1,737 per week

Travel Nurse in San Angelo, TX

31 salaries

\$1,440 per week

Custodian Financial Audit (part 1 of 2)

Run Date: 02/15/2019
Run Time: 07:47 AM

Office: 03

NCP Name: Strabala, Gregory
CST Name: Karosich, Sheryl

Case ID: 776780200A
Docket#: 18-UR-0032
Prepared By: AMMATOVI
Last Updated By: AMMATOVI

Prepared By Date: 02/15/2019
Last Updated By Date: 02/15/2019

Provision Type: Child Support

Event Date	Event Type	Current Amount Due	NCP Paid	Unadjudicated Arrears		Adjudicated Arrears	
				Adjustment Amount	Running Balance	Adjustment Amount	Running Balance
07/01/2010	J	0.00	0.00	0.00	0.00	0.00	0.00
07/01/2010	O	1360.00	0.00	1360.00	1360.00	0.00	0.00
07/01/2010	P	0.00	1100.00	-1100.00	260.00	0.00	0.00
07/31/2010	M	0.00	0.00	0.00	260.00	0.00	0.00
08/01/2010	O	1360.00	0.00	1360.00	1620.00	0.00	0.00
08/01/2010	P	0.00	1100.00	-1100.00	520.00	0.00	0.00
08/31/2010	M	0.00	0.00	0.00	520.00	0.00	0.00
09/01/2010	O	1360.00	0.00	1360.00	1880.00	0.00	0.00
09/01/2010	P	0.00	1100.00	-1100.00	780.00	0.00	0.00
09/30/2010	M	0.00	0.00	0.00	780.00	0.00	0.00
10/01/2010	O	1360.00	0.00	1360.00	2140.00	0.00	0.00
10/01/2010	P	0.00	1100.00	-1100.00	1040.00	0.00	0.00
10/31/2010	M	0.00	0.00	0.00	1040.00	0.00	0.00
11/01/2010	O	1360.00	0.00	1360.00	2400.00	0.00	0.00
11/01/2010	P	0.00	1100.00	-1100.00	1300.00	0.00	0.00
11/30/2010	M	0.00	0.00	0.00	1300.00	0.00	0.00
12/01/2010	O	1360.00	0.00	1360.00	2660.00	0.00	0.00
12/01/2010	P	0.00	1100.00	-1100.00	1560.00	0.00	0.00
12/31/2010	M	0.00	0.00	0.00	1560.00	0.00	0.00
01/01/2011	O	1360.00	0.00	1360.00	2920.00	0.00	0.00
01/01/2011	P	0.00	1100.00	-1100.00	1820.00	0.00	0.00

B

Event Date	Event Type	Current Amount Due	NCP Paid	Unadjudicated Arrears		Adjudicated Arrears	
				Adjustment Amount	Running Balance	Adjustment Amount	Running Balance
22	01/31/2011	M	0.00	0.00	1820.00	0.00	0.00
23	02/01/2011	O	1360.00	1360.00	3180.00	0.00	0.00
24	02/01/2011	P	0.00	-1100.00	2080.00	0.00	0.00
25	02/28/2011	M	0.00	0.00	2080.00	0.00	0.00
26	03/01/2011	O	1360.00	0.00	3440.00	0.00	0.00
27	03/01/2011	P	0.00	-1100.00	2340.00	0.00	0.00
28	03/31/2011	M	0.00	0.00	2340.00	0.00	0.00
29	04/01/2011	O	1360.00	0.00	3700.00	0.00	0.00
30	04/01/2011	P	0.00	-1100.00	2600.00	0.00	0.00
31	04/30/2011	M	0.00	0.00	2600.00	0.00	0.00
32	05/01/2011	O	1360.00	1360.00	3960.00	0.00	0.00
33	05/01/2011	P	0.00	-1100.00	2860.00	0.00	0.00
34	05/31/2011	M	0.00	0.00	2860.00	0.00	0.00
35	06/01/2011	O	1360.00	1360.00	4220.00	0.00	0.00
36	06/01/2011	P	0.00	-1100.00	3120.00	0.00	0.00
37	06/30/2011	M	0.00	0.00	3120.00	0.00	0.00
38	07/01/2011	O	1360.00	1360.00	4480.00	0.00	0.00
39	07/31/2011	M	0.00	0.00	4480.00	0.00	0.00
40	08/01/2011	O	1360.00	0.00	5840.00	0.00	0.00
41	08/31/2011	M	0.00	0.00	5840.00	0.00	0.00
42	09/01/2011	O	1360.00	1360.00	7200.00	0.00	0.00
43	09/30/2011	M	0.00	0.00	7200.00	0.00	0.00
44	10/01/2011	O	1360.00	0.00	8560.00	0.00	0.00
45	10/31/2011	M	0.00	0.00	8560.00	0.00	0.00
46	11/01/2011	O	1360.00	0.00	9920.00	0.00	0.00
47	11/01/2011	P	0.00	-1000.00	8920.00	0.00	0.00
48	11/30/2011	M	0.00	0.00	8920.00	0.00	0.00
49	12/01/2011	O	1360.00	0.00	10280.00	0.00	0.00
50	12/01/2011	P	0.00	-1500.00	8780.00	0.00	0.00
51	12/31/2011	M	0.00	0.00	8780.00	0.00	0.00
52	01/01/2012	O	1360.00	1360.00	10140.00	0.00	0.00
53	01/01/2012	P	0.00	-1500.00	8640.00	0.00	0.00
54	01/31/2012	M	0.00	0.00	8640.00	0.00	0.00
55	02/01/2012	O	1360.00	1360.00	10000.00	0.00	0.00

Event Date	Event Type	Current Amount Due	NCP Paid	Unadjudicated Arrears		Adjudicated Arrears		
				Adjustment Amount	Running Balance	Adjustment Amount	Running Balance	
56	02/01/2012	P	0.00	1500.00	-1500.00	8500.00	0.00	56
57	02/29/2012	M	0.00	0.00	0.00	8500.00	0.00	57
58	03/01/2012	O	1360.00	0.00	1360.00	9860.00	0.00	58
59	03/09/2012	P	0.00	45.44	-45.44	9814.56	0.00	59
60	03/16/2012	P	0.00	45.44	-45.44	9769.12	0.00	60
61	03/23/2012	P	0.00	45.44	-45.44	9723.68	0.00	61
62	03/31/2012	M	0.00	0.00	0.00	9723.68	0.00	62
63	04/01/2012	O	1360.00	0.00	1360.00	11083.68	0.00	63
64	04/02/2012	P	0.00	41.42	-41.42	11042.26	0.00	64
65	04/03/2012	P	0.00	247.08	-247.08	10795.18	0.00	65
66	04/09/2012	P	0.00	43.93	-43.93	10751.25	0.00	66
67	04/10/2012	P	0.00	262.07	-262.07	10489.18	0.00	67
68	04/16/2012	P	0.00	26.96	-26.96	10462.22	0.00	68
69	04/17/2012	P	0.00	160.82	-160.82	10301.40	0.00	69
70	04/20/2012	P	0.00	43.93	-43.93	10257.47	0.00	70
71	04/24/2012	P	0.00	262.07	-262.07	9995.40	0.00	71
72	04/30/2012	P	0.00	43.93	-43.93	9951.47	0.00	72
73	04/30/2012	M	0.00	0.00	0.00	9951.47	0.00	73
74	05/01/2012	O	1360.00	0.00	1360.00	11311.47	0.00	74
75	05/01/2012	P	0.00	262.06	-262.06	11049.41	0.00	75
76	05/07/2012	P	0.00	43.93	-43.93	11005.48	0.00	76
77	05/07/2012	P	0.00	262.07	-262.07	10743.41	0.00	77
78	05/11/2012	P	0.00	43.93	-43.93	10699.48	0.00	78
79	05/15/2012	P	0.00	262.07	-262.07	10437.41	0.00	79
80	05/18/2012	P	0.00	43.93	-43.93	10393.48	0.00	80
81	05/22/2012	P	0.00	262.08	-262.08	10131.40	0.00	81
82	05/29/2012	P	0.00	49.55	-49.55	10081.85	0.00	82
83	05/30/2012	P	0.00	276.94	-276.94	9804.91	0.00	83
84	05/31/2012	M	0.00	0.00	0.00	9804.91	0.00	84
85	06/01/2012	O	1360.00	0.00	1360.00	11164.91	0.00	85
86	06/01/2012	P	0.00	43.93	-43.93	11120.98	0.00	86
87	06/05/2012	P	0.00	262.06	-262.06	10858.92	0.00	87
88	06/11/2012	P	0.00	34.67	-34.67	10824.25	0.00	88
89	06/12/2012	P	0.00	206.84	-206.84	10617.41	0.00	89

Event Date	Event Type	Current Amount Due	NCP Paid	Unadjudicated Arrears		Adjudicated Arrears			
				Adjustment Amount	Running Balance	Adjustment Amount	Running Balance		
90	06/18/2012	P	0.00	43.93	-43.93	10573.48	0.00	0.00	90
91	06/19/2012	P	0.00	262.07	-262.07	10311.41	0.00	0.00	91
92	06/25/2012	P	0.00	43.93	-43.93	10267.48	0.00	0.00	92
93	06/26/2012	P	0.00	262.08	-262.08	10005.40	0.00	0.00	93
94	06/30/2012	M	0.00	0.00	0.00	10005.40	0.00	0.00	94
95	07/01/2012	O	1360.00	0.00	1360.00	11365.40	0.00	0.00	95
96	07/02/2012	P	0.00	43.70	-43.70	11321.70	0.00	0.00	96
97	07/03/2012	P	0.00	260.62	-260.62	11061.08	0.00	0.00	97
98	07/06/2012	P	0.00	43.93	-43.93	11017.15	0.00	0.00	98
99	07/10/2012	P	0.00	262.07	-262.07	10755.08	0.00	0.00	99
100	07/13/2012	P	0.00	43.94	-43.94	10711.14	0.00	0.00	100
101	07/17/2012	P	0.00	262.07	-262.07	10449.07	0.00	0.00	101
102	07/23/2012	P	0.00	43.93	-43.93	10405.14	0.00	0.00	102
103	07/24/2012	P	0.00	262.07	-262.07	10143.07	0.00	0.00	103
104	07/30/2012	P	0.00	49.44	-49.44	10093.63	0.00	0.00	104
105	07/31/2012	P	0.00	281.92	-281.92	9811.71	0.00	0.00	105
106	07/31/2012	M	0.00	0.00	0.00	9811.71	0.00	0.00	106
107	08/01/2012	O	1360.00	0.00	1360.00	11171.71	0.00	0.00	107
108	08/03/2012	P	0.00	43.94	-43.94	11127.77	0.00	0.00	108
109	08/07/2012	P	0.00	262.07	-262.07	10865.70	0.00	0.00	109
110	08/13/2012	P	0.00	43.93	-43.93	10821.77	0.00	0.00	110
111	08/14/2012	P	0.00	262.07	-262.07	10559.70	0.00	0.00	111
112	08/21/2012	P	0.00	43.93	-43.93	10515.77	0.00	0.00	112
113	08/21/2012	P	0.00	262.07	-262.07	10253.70	0.00	0.00	113
114	08/29/2012	P	0.00	262.07	-262.07	9991.63	0.00	0.00	114
115	08/29/2012	P	0.00	43.94	-43.94	9947.69	0.00	0.00	115
116	08/31/2012	M	0.00	0.00	0.00	9947.69	0.00	0.00	116
117	09/01/2012	O	1360.00	0.00	1360.00	11307.69	0.00	0.00	117
118	09/05/2012	P	0.00	43.94	-43.94	11263.75	0.00	0.00	118
119	09/05/2012	P	0.00	262.07	-262.07	11001.68	0.00	0.00	119
120	09/11/2012	P	0.00	43.93	-43.93	10957.75	0.00	0.00	120
121	09/11/2012	P	0.00	262.07	-262.07	10695.68	0.00	0.00	121
122	09/18/2012	P	0.00	43.93	-43.93	10651.75	0.00	0.00	122
123	09/18/2012	P	0.00	262.07	-262.07	10389.68	0.00	0.00	123

Event Date	Event Type	Current Amount Due	NCP Paid	Unadjudicated Arrears		Adjudicated Arrears			
				Adjustment Amount	Running Balance	Adjustment Amount	Running Balance		
124	09/25/2012	P	0.00	43.94	-43.94	10345.74	0.00	0.00	124
125	09/25/2012	P	0.00	262.07	-262.07	10083.67	0.00	0.00	125
126	09/30/2012	M	0.00	0.00	0.00	10083.67	0.00	0.00	126
127	10/01/2012	O	1360.00	0.00	1360.00	11443.67	0.00	0.00	127
128	10/02/2012	P	0.00	262.07	-262.07	11181.60	0.00	0.00	128
129	10/02/2012	P	0.00	43.94	-43.94	11137.66	0.00	0.00	129
130	10/09/2012	P	0.00	43.93	-43.93	11093.73	0.00	0.00	130
131	10/09/2012	P	0.00	262.07	-262.07	10831.66	0.00	0.00	131
132	10/16/2012	P	0.00	43.93	-43.93	10787.73	0.00	0.00	132
133	10/16/2012	P	0.00	262.07	-262.07	10525.66	0.00	0.00	133
134	10/23/2012	P	0.00	43.94	-43.94	10481.72	0.00	0.00	134
135	10/23/2012	P	0.00	262.07	-262.07	10219.65	0.00	0.00	135
136	10/30/2012	P	0.00	43.93	-43.93	10175.72	0.00	0.00	136
137	10/30/2012	P	0.00	287.01	-287.01	9888.71	0.00	0.00	137
138	10/31/2012	M	0.00	0.00	0.00	9888.71	0.00	0.00	138
139	11/01/2012	O	1360.00	0.00	1360.00	11248.71	0.00	0.00	139
140	11/06/2012	P	0.00	262.07	-262.07	10986.64	0.00	0.00	140
141	11/06/2012	P	0.00	43.94	-43.94	10942.70	0.00	0.00	141
142	11/14/2012	P	0.00	43.93	-43.93	10898.77	0.00	0.00	142
143	11/14/2012	P	0.00	262.07	-262.07	10636.70	0.00	0.00	143
144	11/20/2012	P	0.00	43.93	-43.93	10592.77	0.00	0.00	144
145	11/20/2012	P	0.00	262.07	-262.07	10330.70	0.00	0.00	145
146	11/27/2012	P	0.00	43.94	-43.94	10286.76	0.00	0.00	146
147	11/27/2012	P	0.00	262.07	-262.07	10024.69	0.00	0.00	147
148	11/30/2012	M	0.00	0.00	0.00	10024.69	0.00	0.00	148
149	12/01/2012	O	1360.00	0.00	1360.00	11384.69	0.00	0.00	149
150	12/04/2012	P	0.00	43.94	-43.94	11340.75	0.00	0.00	150
151	12/04/2012	P	0.00	262.07	-262.07	11078.68	0.00	0.00	151
152	12/11/2012	P	0.00	262.07	-262.07	10816.61	0.00	0.00	152
153	12/11/2012	P	0.00	43.93	-43.93	10772.68	0.00	0.00	153
154	12/18/2012	P	0.00	43.93	-43.93	10728.75	0.00	0.00	154
155	12/18/2012	P	0.00	262.07	-262.07	10466.68	0.00	0.00	155
156	12/26/2012	P	0.00	43.94	-43.94	10422.74	0.00	0.00	156
157	12/26/2012	P	0.00	262.07	-262.07	10160.67	0.00	0.00	157

Event Date	Event Type	Current Amount Due	NCP Paid	Unadjudicated Arrears		Adjudicated Arrears		
				Adjustment Amount	Running Balance	Adjustment Amount	Running Balance	
158	12/31/2012	M	0.00	0.00	10160.67	0.00	0.00	158
159	01/01/2013	O	1360.00	1360.00	11520.67	0.00	0.00	159
160	01/02/2013	P	0.00	-43.94	11476.73	0.00	0.00	160
161	01/02/2013	P	0.00	-262.07	11214.66	0.00	0.00	161
162	01/08/2013	P	0.00	-43.93	11170.73	0.00	0.00	162
163	01/08/2013	P	0.00	-262.07	10908.66	0.00	0.00	163
164	01/15/2013	P	0.00	-262.07	10646.59	0.00	0.00	164
165	01/15/2013	P	0.00	-43.93	10602.66	0.00	0.00	165
166	01/29/2013	P	0.00	-262.07	10340.59	0.00	0.00	166
167	01/29/2013	P	0.00	-43.94	10296.65	0.00	0.00	167
168	01/31/2013	M	0.00	0.00	10296.65	0.00	0.00	168
169	02/01/2013	O	1360.00	1360.00	11656.65	0.00	0.00	169
170	02/05/2013	P	0.00	-43.94	11612.71	0.00	0.00	170
171	02/05/2013	P	0.00	-262.07	11350.64	0.00	0.00	171
172	02/12/2013	P	0.00	-43.93	11306.71	0.00	0.00	172
173	02/12/2013	P	0.00	-262.07	11044.64	0.00	0.00	173
174	02/20/2013	P	0.00	-43.93	11000.71	0.00	0.00	174
175	02/20/2013	P	0.00	-288.28	10712.43	0.00	0.00	175
176	02/26/2013	P	0.00	-288.28	10424.15	0.00	0.00	176
177	02/26/2013	P	0.00	-43.93	10380.22	0.00	0.00	177
178	02/28/2013	M	0.00	0.00	10380.22	0.00	0.00	178
179	03/01/2013	O	1360.00	1360.00	11740.22	0.00	0.00	179
180	03/05/2013	P	0.00	-43.94	11696.28	0.00	0.00	180
181	03/05/2013	P	0.00	-288.27	11408.01	0.00	0.00	181
182	03/12/2013	P	0.00	-43.94	11364.07	0.00	0.00	182
183	03/12/2013	P	0.00	-288.27	11075.80	0.00	0.00	183
184	03/19/2013	P	0.00	-43.94	11031.86	0.00	0.00	184
185	03/19/2013	P	0.00	-288.27	10743.59	0.00	0.00	185
186	03/26/2013	P	0.00	-43.94	10699.65	0.00	0.00	186
187	03/26/2013	P	0.00	-288.75	10410.90	0.00	0.00	187
188	03/31/2013	M	0.00	0.00	10410.90	0.00	0.00	188
189	04/01/2013	O	1360.00	1360.00	11770.90	0.00	0.00	189
190	04/02/2013	P	0.00	-288.27	11482.63	0.00	0.00	190
191	04/02/2013	P	0.00	-43.94	11438.69	0.00	0.00	191

Event Date	Event Type	Current Amount Due	NCP Paid	Unadjudicated Arrears		Adjudicated Arrears			
				Adjustment Amount	Running Balance	Adjustment Amount	Running Balance		
192	04/08/2013	P	0.00	43.94	-43.94	11394.75	0.00	0.00	192
193	04/08/2013	P	0.00	288.27	-288.27	11106.48	0.00	0.00	193
194	04/15/2013	P	0.00	43.04	-43.04	11063.44	0.00	0.00	194
195	04/15/2013	P	0.00	282.42	-282.42	10781.02	0.00	0.00	195
196	04/22/2013	P	0.00	43.94	-43.94	10737.08	0.00	0.00	196
197	04/22/2013	P	0.00	288.27	-288.27	10448.81	0.00	0.00	197
198	04/29/2013	P	0.00	50.65	-50.65	10398.16	0.00	0.00	198
199	04/29/2013	P	0.00	325.57	-325.57	10072.59	0.00	0.00	199
200	04/30/2013	M	0.00	0.00	0.00	10072.59	0.00	0.00	200
201	05/01/2013	O	1360.00	0.00	1360.00	11432.59	0.00	0.00	201
202	05/06/2013	P	0.00	288.27	-288.27	11144.32	0.00	0.00	202
203	05/06/2013	P	0.00	43.94	-43.94	11100.38	0.00	0.00	203
204	05/13/2013	P	0.00	43.94	-43.94	11056.44	0.00	0.00	204
205	05/13/2013	P	0.00	288.27	-288.27	10768.17	0.00	0.00	205
206	05/20/2013	P	0.00	43.94	-43.94	10724.23	0.00	0.00	206
207	05/20/2013	P	0.00	288.27	-288.27	10435.96	0.00	0.00	207
208	05/28/2013	P	0.00	43.94	-43.94	10392.02	0.00	0.00	208
209	05/28/2013	P	0.00	288.75	-288.75	10103.27	0.00	0.00	209
210	05/31/2013	M	0.00	0.00	0.00	10103.27	0.00	0.00	210
211	06/01/2013	O	1360.00	0.00	1360.00	11463.27	0.00	0.00	211
212	06/03/2013	P	0.00	43.94	-43.94	11419.33	0.00	0.00	212
213	06/03/2013	P	0.00	288.27	-288.27	11131.06	0.00	0.00	213
214	06/10/2013	P	0.00	43.94	-43.94	11087.12	0.00	0.00	214
215	06/10/2013	P	0.00	288.27	-288.27	10798.85	0.00	0.00	215
216	06/17/2013	P	0.00	43.94	-43.94	10754.91	0.00	0.00	216
217	06/17/2013	P	0.00	288.27	-288.27	10466.64	0.00	0.00	217
218	06/24/2013	P	0.00	39.98	-39.98	10426.66	0.00	0.00	218
219	06/24/2013	P	0.00	262.31	-262.31	10164.35	0.00	0.00	219
220	06/30/2013	M	0.00	0.00	0.00	10164.35	0.00	0.00	220
221	07/01/2013	O	1360.00	0.00	1360.00	11524.35	0.00	0.00	221
222	07/01/2013	P	0.00	43.71	-43.71	11480.64	0.00	0.00	222
223	07/01/2013	P	0.00	286.80	-286.80	11193.84	0.00	0.00	223
224	07/09/2013	P	0.00	43.94	-43.94	11149.90	0.00	0.00	224
225	07/09/2013	P	0.00	288.28	-288.28	10861.62	0.00	0.00	225

Event Date	Event Type	Current Amount Due	NCP Paid	Unadjudicated Arrears		Adjudicated Arrears			
				Adjustment Amount	Running Balance	Adjustment Amount	Running Balance		
226	07/15/2013	P	0.00	43.93	-43.93	10817.69	0.00	0.00	226
227	07/15/2013	P	0.00	288.28	-288.28	10529.41	0.00	0.00	227
228	07/22/2013	P	0.00	43.93	-43.93	10485.48	0.00	0.00	228
229	07/22/2013	P	0.00	288.47	-288.47	10197.01	0.00	0.00	229
230	07/29/2013	P	0.00	51.30	-51.30	10145.71	0.00	0.00	230
231	07/29/2013	P	0.00	325.06	-325.06	9820.65	0.00	0.00	231
232	07/31/2013	M	0.00	0.00	0.00	9820.65	0.00	0.00	232
233	08/01/2013	O	1360.00	0.00	1360.00	11180.65	0.00	0.00	233
234	08/05/2013	P	0.00	43.71	-43.71	11136.94	0.00	0.00	234
235	08/05/2013	P	0.00	286.80	-286.80	10850.14	0.00	0.00	235
236	08/12/2013	P	0.00	43.94	-43.94	10806.20	0.00	0.00	236
237	08/12/2013	P	0.00	288.28	-288.28	10517.92	0.00	0.00	237
238	08/19/2013	P	0.00	43.93	-43.93	10473.99	0.00	0.00	238
239	08/19/2013	P	0.00	288.28	-288.28	10185.71	0.00	0.00	239
240	08/26/2013	P	0.00	43.93	-43.93	10141.78	0.00	0.00	240
241	08/26/2013	P	0.00	288.47	-288.47	9853.31	0.00	0.00	241
242	08/31/2013	M	0.00	0.00	0.00	9853.31	0.00	0.00	242
243	09/01/2013	O	1360.00	0.00	1360.00	11213.31	0.00	0.00	243
244	09/03/2013	P	0.00	43.94	-43.94	11169.37	0.00	0.00	244
245	09/03/2013	P	0.00	288.27	-288.27	10881.10	0.00	0.00	245
246	09/09/2013	P	0.00	43.94	-43.94	10837.16	0.00	0.00	246
247	09/09/2013	P	0.00	288.27	-288.27	10548.89	0.00	0.00	247
248	09/16/2013	P	0.00	43.94	-43.94	10504.95	0.00	0.00	248
249	09/16/2013	P	0.00	288.27	-288.27	10216.68	0.00	0.00	249
250	09/23/2013	P	0.00	43.94	-43.94	10172.74	0.00	0.00	250
251	09/23/2013	P	0.00	288.75	-288.75	9883.99	0.00	0.00	251
252	09/30/2013	P	0.00	51.30	-51.30	9832.69	0.00	0.00	252
253	09/30/2013	P	0.00	324.79	-324.79	9507.90	0.00	0.00	253
254	09/30/2013	M	0.00	0.00	0.00	9507.90	0.00	0.00	254
255	10/01/2013	O	1360.00	0.00	1360.00	10867.90	0.00	0.00	255
256	10/07/2013	P	0.00	43.94	-43.94	10823.96	0.00	0.00	256
257	10/07/2013	P	0.00	288.27	-288.27	10535.69	0.00	0.00	257
258	10/14/2013	P	0.00	43.94	-43.94	10491.75	0.00	0.00	258
259	10/14/2013	P	0.00	288.27	-288.27	10203.48	0.00	0.00	259

	Event Date	Event Type	Current Amount Due	NCP Paid	Unadjudicated Arrears		Adjudicated Arrears		
					Adjustment Amount	Running Balance	Adjustment Amount	Running Balance	
260	10/21/2013	P	0.00	43.94	-43.94	10159.54	0.00	0.00	260
261	10/21/2013	P	0.00	288.27	-288.27	9871.27	0.00	0.00	261
262	10/28/2013	P	0.00	43.94	-43.94	9827.33	0.00	0.00	262
263	10/28/2013	P	0.00	288.75	-288.75	9538.58	0.00	0.00	263
264	10/31/2013	M	0.00	0.00	0.00	9538.58	0.00	0.00	264
265	11/01/2013	O	1360.00	0.00	1360.00	10898.58	0.00	0.00	265
266	11/04/2013	P	0.00	41.40	-41.40	10857.18	0.00	0.00	266
267	11/04/2013	P	0.00	271.64	-271.64	10585.54	0.00	0.00	267
268	11/12/2013	P	0.00	42.05	-42.05	10543.49	0.00	0.00	268
269	11/12/2013	P	0.00	275.89	-275.89	10267.60	0.00	0.00	269
270	11/19/2013	P	0.00	43.93	-43.93	10223.67	0.00	0.00	270
271	11/19/2013	P	0.00	288.28	-288.28	9935.39	0.00	0.00	271
272	11/25/2013	P	0.00	43.73	-43.73	9891.66	0.00	0.00	272
273	11/25/2013	P	0.00	286.95	-286.95	9604.71	0.00	0.00	273
274	11/30/2013	M	0.00	0.00	0.00	9604.71	0.00	0.00	274
275	12/01/2013	O	1360.00	0.00	1360.00	10964.71	0.00	0.00	275
276	12/03/2013	P	0.00	43.94	-43.94	10920.77	0.00	0.00	276
277	12/03/2013	P	0.00	288.27	-288.27	10632.50	0.00	0.00	277
278	12/09/2013	P	0.00	43.94	-43.94	10588.56	0.00	0.00	278
279	12/09/2013	P	0.00	288.27	-288.27	10300.29	0.00	0.00	279
280	12/16/2013	P	0.00	43.94	-43.94	10256.35	0.00	0.00	280
281	12/16/2013	P	0.00	288.27	-288.27	9968.08	0.00	0.00	281
282	12/23/2013	P	0.00	43.94	-43.94	9924.14	0.00	0.00	282
283	12/23/2013	P	0.00	288.75	-288.75	9635.39	0.00	0.00	283
284	12/30/2013	P	0.00	51.30	-51.30	9584.09	0.00	0.00	284
285	12/30/2013	P	0.00	324.49	-324.49	9259.60	0.00	0.00	285
286	12/31/2013	M	0.00	0.00	0.00	9259.60	0.00	0.00	286
287	01/01/2014	O	1360.00	0.00	1360.00	10619.60	0.00	0.00	287
288	01/06/2014	P	0.00	40.14	-40.14	10579.46	0.00	0.00	288
289	01/06/2014	P	0.00	263.41	-263.41	10316.05	0.00	0.00	289
290	01/21/2014	P	0.00	43.93	-43.93	10272.12	0.00	0.00	290
291	01/21/2014	P	0.00	288.28	-288.28	9983.84	0.00	0.00	291
292	01/27/2014	P	0.00	43.93	-43.93	9939.91	0.00	0.00	292
293	01/27/2014	P	0.00	288.28	-288.28	9651.63	0.00	0.00	293

Event Date	Event Type	Current Amount Due	NCP Paid	Unadjudicated Arrears		Adjudicated Arrears		
				Adjustment Amount	Running Balance	Adjustment Amount	Running Balance	
294	01/31/2014	M	0.00	0.00	9651.63	0.00	0.00	294
295	02/01/2014	O	1360.00	1360.00	11011.63	0.00	0.00	295
296	02/03/2014	P	0.00	-43.41	10968.22	0.00	0.00	296
297	02/03/2014	P	0.00	-284.82	10683.40	0.00	0.00	297
298	02/10/2014	P	0.00	-43.94	10639.46	0.00	0.00	298
299	02/10/2014	P	0.00	-288.28	10351.18	0.00	0.00	299
300	02/18/2014	P	0.00	-43.93	10307.25	0.00	0.00	300
301	02/18/2014	P	0.00	-288.28	10018.97	0.00	0.00	301
302	02/24/2014	P	0.00	-43.93	9975.04	0.00	0.00	302
303	02/24/2014	P	0.00	-288.28	9686.76	0.00	0.00	303
304	02/28/2014	M	0.00	0.00	9686.76	0.00	0.00	304
305	03/01/2014	O	1360.00	1360.00	11046.76	0.00	0.00	305
306	03/03/2014	P	0.00	-43.94	11002.82	0.00	0.00	306
307	03/03/2014	P	0.00	-288.27	10714.55	0.00	0.00	307
308	03/10/2014	P	0.00	-30.75	10683.80	0.00	0.00	308
309	03/10/2014	P	0.00	-201.77	10482.03	0.00	0.00	309
310	03/17/2014	P	0.00	-43.94	10438.09	0.00	0.00	310
311	03/17/2014	P	0.00	-288.27	10149.82	0.00	0.00	311
312	03/24/2014	P	0.00	-43.94	10105.88	0.00	0.00	312
313	03/24/2014	P	0.00	-288.27	9817.61	0.00	0.00	313
314	03/31/2014	P	0.00	-43.94	9773.67	0.00	0.00	314
315	03/31/2014	P	0.00	-320.29	9453.38	0.00	0.00	315
316	03/31/2014	M	0.00	0.00	9453.38	0.00	0.00	316
317	04/01/2014	O	1360.00	0.00	10813.38	0.00	0.00	317
318	04/07/2014	P	0.00	-43.94	10769.44	0.00	0.00	318
319	04/07/2014	P	0.00	-288.27	10481.17	0.00	0.00	319
320	04/14/2014	P	0.00	-43.94	10437.23	0.00	0.00	320
321	04/14/2014	P	0.00	-288.27	10148.96	0.00	0.00	321
322	04/21/2014	P	0.00	-43.94	10105.02	0.00	0.00	322
323	04/21/2014	P	0.00	-288.27	9816.75	0.00	0.00	323
324	04/29/2014	P	0.00	-43.94	9772.81	0.00	0.00	324
325	04/29/2014	P	0.00	-288.75	9484.06	0.00	0.00	325
326	04/30/2014	M	0.00	0.00	9484.06	0.00	0.00	326
327	05/01/2014	O	1360.00	0.00	10844.06	0.00	0.00	327

Event Date	Event Type	Current Amount Due	NCP Paid	Unadjudicated Arrears		Adjudicated Arrears		
				Adjustment Amount	Running Balance	Adjustment Amount	Running Balance	
328	05/05/2014	P	0.00	43.94	-43.94	10800.12	0.00	328
329	05/05/2014	P	0.00	288.27	-288.27	10511.85	0.00	329
330	05/12/2014	P	0.00	43.94	-43.94	10467.91	0.00	330
331	05/12/2014	P	0.00	288.27	-288.27	10179.64	0.00	331
332	05/19/2014	P	0.00	43.94	-43.94	10135.70	0.00	332
333	05/19/2014	P	0.00	288.27	-288.27	9847.43	0.00	333
334	05/27/2014	P	0.00	23.42	-23.42	9824.01	0.00	334
335	05/27/2014	P	0.00	153.64	-153.64	9670.37	0.00	335
336	05/31/2014	M	0.00	0.00	0.00	9670.37	0.00	336
337	06/01/2014	O	1360.00	0.00	1360.00	11030.37	0.00	337
338	06/02/2014	P	0.00	43.94	-43.94	10986.43	0.00	338
339	06/02/2014	P	0.00	288.27	-288.27	10698.16	0.00	339
340	06/09/2014	P	0.00	43.94	-43.94	10654.22	0.00	340
341	06/09/2014	P	0.00	288.27	-288.27	10365.95	0.00	341
342	06/16/2014	P	0.00	43.94	-43.94	10322.01	0.00	342
343	06/16/2014	P	0.00	288.27	-288.27	10033.74	0.00	343
344	06/23/2014	P	0.00	43.94	-43.94	9989.80	0.00	344
345	06/23/2014	P	0.00	288.75	-288.75	9701.05	0.00	345
346	06/30/2014	P	0.00	51.04	-51.04	9650.01	0.00	346
347	06/30/2014	P	0.00	320.74	-320.74	9329.27	0.00	347
348	06/30/2014	M	0.00	0.00	0.00	9329.27	0.00	348
349	07/01/2014	O	1360.00	0.00	1360.00	10689.27	0.00	349
350	07/08/2014	P	0.00	43.94	-43.94	10645.33	0.00	350
351	07/08/2014	P	0.00	288.27	-288.27	10357.06	0.00	351
352	07/11/2014	P	0.00	43.94	-43.94	10313.12	0.00	352
353	07/11/2014	P	0.00	288.27	-288.27	10024.85	0.00	353
354	07/21/2014	P	0.00	43.94	-43.94	9980.91	0.00	354
355	07/21/2014	P	0.00	288.27	-288.27	9692.64	0.00	355
356	07/28/2014	P	0.00	43.94	-43.94	9648.70	0.00	356
357	07/28/2014	P	0.00	288.75	-288.75	9359.95	0.00	357
358	07/31/2014	M	0.00	0.00	0.00	9359.95	0.00	358
359	08/01/2014	O	1360.00	0.00	1360.00	10719.95	0.00	359
360	08/04/2014	P	0.00	43.94	-43.94	10676.01	0.00	360
361	08/04/2014	P	0.00	288.27	-288.27	10387.74	0.00	361

Event Date	Event Type	Current Amount Due	NCP Paid	Unadjudicated Arrears		Adjudicated Arrears			
				Adjustment Amount	Running Balance	Adjustment Amount	Running Balance		
362	08/11/2014	P	0.00	43.94	-43.94	10343.80	0.00	0.00	362
363	08/11/2014	P	0.00	288.27	-288.27	10055.53	0.00	0.00	363
364	08/18/2014	P	0.00	43.94	-43.94	10011.59	0.00	0.00	364
365	08/18/2014	P	0.00	288.27	-288.27	9723.32	0.00	0.00	365
366	08/25/2014	P	0.00	43.94	-43.94	9679.38	0.00	0.00	366
367	08/25/2014	P	0.00	288.75	-288.75	9390.63	0.00	0.00	367
368	08/31/2014	M	0.00	0.00	0.00	9390.63	0.00	0.00	368
369	09/01/2014	O	1360.00	0.00	1360.00	10750.63	0.00	0.00	369
370	09/02/2014	P	0.00	43.94	-43.94	10706.69	0.00	0.00	370
371	09/02/2014	P	0.00	288.27	-288.27	10418.42	0.00	0.00	371
372	09/08/2014	P	0.00	43.94	-43.94	10374.48	0.00	0.00	372
373	09/08/2014	P	0.00	288.27	-288.27	10086.21	0.00	0.00	373
374	09/15/2014	P	0.00	43.94	-43.94	10042.27	0.00	0.00	374
375	09/15/2014	P	0.00	288.27	-288.27	9754.00	0.00	0.00	375
376	09/22/2014	P	0.00	43.94	-43.94	9710.06	0.00	0.00	376
377	09/22/2014	P	0.00	288.75	-288.75	9421.31	0.00	0.00	377
378	09/29/2014	P	0.00	51.30	-51.30	9370.01	0.00	0.00	378
379	09/29/2014	P	0.00	322.10	-322.10	9047.91	0.00	0.00	379
380	09/30/2014	M	0.00	0.00	0.00	9047.91	0.00	0.00	380
381	10/01/2014	O	1360.00	0.00	1360.00	10407.91	0.00	0.00	381
382	10/06/2014	P	0.00	43.94	-43.94	10363.97	0.00	0.00	382
383	10/06/2014	P	0.00	288.27	-288.27	10075.70	0.00	0.00	383
384	10/13/2014	P	0.00	43.94	-43.94	10031.76	0.00	0.00	384
385	10/13/2014	P	0.00	288.27	-288.27	9743.49	0.00	0.00	385
386	10/20/2014	P	0.00	43.94	-43.94	9699.55	0.00	0.00	386
387	10/20/2014	P	0.00	288.27	-288.27	9411.28	0.00	0.00	387
388	10/27/2014	P	0.00	38.31	-38.31	9372.97	0.00	0.00	388
389	10/27/2014	P	0.00	251.34	-251.34	9121.63	0.00	0.00	389
390	10/31/2014	M	0.00	0.00	0.00	9121.63	0.00	0.00	390
391	11/01/2014	O	1360.00	0.00	1360.00	10481.63	0.00	0.00	391
392	11/03/2014	P	0.00	43.94	-43.94	10437.69	0.00	0.00	392
393	11/03/2014	P	0.00	288.27	-288.27	10149.42	0.00	0.00	393
394	11/10/2014	P	0.00	43.94	-43.94	10105.48	0.00	0.00	394
395	11/10/2014	P	0.00	288.27	-288.27	9817.21	0.00	0.00	395

Event Date	Event Type	Current Amount Due	NCP Paid	Unadjudicated Arrears		Adjudicated Arrears		
				Adjustment Amount	Running Balance	Adjustment Amount	Running Balance	
396	11/17/2014	P	0.00	43.94	-43.94	9773.27	0.00	396
397	11/17/2014	P	0.00	288.27	-288.27	9485.00	0.00	397
398	11/24/2014	P	0.00	43.94	-43.94	9441.06	0.00	398
399	11/24/2014	P	0.00	288.75	-288.75	9152.31	0.00	399
400	11/30/2014	M	0.00	0.00	0.00	9152.31	0.00	400
401	12/01/2014	O	1360.00	0.00	1360.00	10512.31	0.00	401
402	12/02/2014	P	0.00	43.94	-43.94	10468.37	0.00	402
403	12/02/2014	P	0.00	288.27	-288.27	10180.10	0.00	403
404	12/08/2014	P	0.00	43.94	-43.94	10136.16	0.00	404
405	12/08/2014	P	0.00	288.27	-288.27	9847.89	0.00	405
406	12/15/2014	P	0.00	43.94	-43.94	9803.95	0.00	406
407	12/15/2014	P	0.00	288.27	-288.27	9515.68	0.00	407
408	12/22/2014	P	0.00	43.94	-43.94	9471.74	0.00	408
409	12/22/2014	P	0.00	288.75	-288.75	9182.99	0.00	409
410	12/30/2014	P	0.00	51.30	-51.30	9131.69	0.00	410
411	12/30/2014	P	0.00	321.71	-321.71	8809.98	0.00	411
412	12/31/2014	M	0.00	0.00	0.00	8809.98	0.00	412
413	01/01/2015	O	1360.00	0.00	1360.00	10169.98	0.00	413
414	01/06/2015	P	0.00	43.94	-43.94	10126.04	0.00	414
415	01/06/2015	P	0.00	288.27	-288.27	9837.77	0.00	415
416	01/12/2015	P	0.00	35.75	-35.75	9802.02	0.00	416
417	01/12/2015	P	0.00	234.53	-234.53	9567.49	0.00	417
418	01/20/2015	P	0.00	43.94	-43.94	9523.55	0.00	418
419	01/20/2015	P	0.00	288.27	-288.27	9235.28	0.00	419
420	01/26/2015	P	0.00	288.27	-288.27	8947.01	0.00	420
421	01/26/2015	P	0.00	43.94	-43.94	8903.07	0.00	421
422	01/31/2015	M	0.00	0.00	0.00	8903.07	0.00	422
423	02/01/2015	O	1360.00	0.00	1360.00	10263.07	0.00	423
424	02/02/2015	P	0.00	43.94	-43.94	10219.13	0.00	424
425	02/02/2015	P	0.00	288.27	-288.27	9930.86	0.00	425
426	02/09/2015	P	0.00	43.94	-43.94	9886.92	0.00	426
427	02/09/2015	P	0.00	288.27	-288.27	9598.65	0.00	427
428	02/16/2015	P	0.00	43.94	-43.94	9554.71	0.00	428
429	02/16/2015	P	0.00	288.27	-288.27	9266.44	0.00	429

Event Date	Event Type	Current Amount Due	NCP Paid	Unadjudicated Arrears		Adjudicated Arrears		
				Adjustment Amount	Running Balance	Adjustment Amount	Running Balance	
430	02/23/2015	P	0.00	43.94	-43.94	9222.50	0.00	430
431	02/23/2015	P	0.00	288.75	-288.75	8933.75	0.00	431
432	02/28/2015	M	0.00	0.00	0.00	8933.75	0.00	432
433	03/01/2015	O	1360.00	0.00	1360.00	10293.75	0.00	433
434	03/02/2015	P	0.00	43.94	-43.94	10249.81	0.00	434
435	03/02/2015	P	0.00	288.27	-288.27	9961.54	0.00	435
436	03/09/2015	P	0.00	43.94	-43.94	9917.60	0.00	436
437	03/09/2015	P	0.00	288.27	-288.27	9629.33	0.00	437
438	03/16/2015	P	0.00	43.94	-43.94	9585.39	0.00	438
439	03/16/2015	P	0.00	288.27	-288.27	9297.12	0.00	439
440	03/23/2015	P	0.00	43.94	-43.94	9253.18	0.00	440
441	03/23/2015	P	0.00	288.75	-288.75	8964.43	0.00	441
442	03/30/2015	P	0.00	51.30	-51.30	8913.13	0.00	442
443	03/30/2015	P	0.00	321.23	-321.23	8591.90	0.00	443
444	03/31/2015	M	0.00	0.00	0.00	8591.90	0.00	444
445	04/01/2015	O	1360.00	0.00	1360.00	9951.90	0.00	445
446	04/06/2015	P	0.00	43.94	-43.94	9907.96	0.00	446
447	04/06/2015	P	0.00	288.27	-288.27	9619.69	0.00	447
448	04/13/2015	P	0.00	43.94	-43.94	9575.75	0.00	448
449	04/13/2015	P	0.00	288.27	-288.27	9287.48	0.00	449
450	04/20/2015	P	0.00	43.94	-43.94	9243.54	0.00	450
451	04/20/2015	P	0.00	288.27	-288.27	8955.27	0.00	451
452	04/27/2015	P	0.00	43.94	-43.94	8911.33	0.00	452
453	04/27/2015	P	0.00	288.75	-288.75	8622.58	0.00	453
454	04/30/2015	M	0.00	0.00	0.00	8622.58	0.00	454
455	05/01/2015	O	1360.00	0.00	1360.00	9982.58	0.00	455
456	05/04/2015	P	0.00	43.94	-43.94	9938.64	0.00	456
457	05/04/2015	P	0.00	288.27	-288.27	9650.37	0.00	457
458	05/11/2015	P	0.00	43.94	-43.94	9606.43	0.00	458
459	05/11/2015	P	0.00	288.27	-288.27	9318.16	0.00	459
460	05/18/2015	P	0.00	43.94	-43.94	9274.22	0.00	460
461	05/18/2015	P	0.00	288.27	-288.27	8985.95	0.00	461
462	05/26/2015	P	0.00	43.94	-43.94	8942.01	0.00	462
463	05/26/2015	P	0.00	288.75	-288.75	8653.26	0.00	463

Event Date	Event Type	Current Amount Due	NCP Paid	Unadjudicated Arrears		Adjudicated Arrears	
				Adjustment Amount	Running Balance	Adjustment Amount	Running Balance
464	05/31/2015	M	0.00	0.00	8653.26	0.00	464
465	06/01/2015	O	1360.00	1360.00	10013.26	0.00	465
466	06/01/2015	P	0.00	-43.94	9969.32	0.00	466
467	06/01/2015	P	0.00	-288.27	9681.05	0.00	467
468	06/08/2015	P	0.00	-43.94	9637.11	0.00	468
469	06/08/2015	P	0.00	-288.27	9348.84	0.00	469
470	06/15/2015	P	0.00	-43.94	9304.90	0.00	470
471	06/15/2015	P	0.00	-288.27	9016.63	0.00	471
472	06/22/2015	P	0.00	-43.94	8972.69	0.00	472
473	06/22/2015	P	0.00	-288.75	8683.94	0.00	473
474	06/29/2015	P	0.00	-320.92	8363.02	0.00	474
475	06/29/2015	P	0.00	-51.30	8311.72	0.00	475
476	06/30/2015	M	0.00	0.00	8311.72	0.00	476
477	07/01/2015	O	1360.00	1360.00	9671.72	0.00	477
478	07/06/2015	P	0.00	-43.94	9627.78	0.00	478
479	07/06/2015	P	0.00	-288.27	9339.51	0.00	479
480	07/10/2015	P	0.00	-43.94	9295.57	0.00	480
481	07/10/2015	P	0.00	-288.27	9007.30	0.00	481
482	07/20/2015	P	0.00	-43.94	8963.36	0.00	482
483	07/20/2015	P	0.00	-288.27	8675.09	0.00	483
484	07/27/2015	P	0.00	-43.94	8631.15	0.00	484
485	07/27/2015	P	0.00	-288.75	8342.40	0.00	485
486	07/31/2015	M	0.00	0.00	8342.40	0.00	486
487	08/01/2015	O	1360.00	1360.00	9702.40	0.00	487
488	08/03/2015	P	0.00	-43.94	9658.46	0.00	488
489	08/03/2015	P	0.00	-288.27	9370.19	0.00	489
490	08/10/2015	P	0.00	-43.94	9326.25	0.00	490
491	08/10/2015	P	0.00	-288.27	9037.98	0.00	491
492	08/17/2015	P	0.00	-13.87	9024.11	0.00	492
493	08/17/2015	P	0.00	-90.95	8933.16	0.00	493
494	08/24/2015	P	0.00	-43.94	8889.22	0.00	494
495	08/24/2015	P	0.00	-288.27	8600.95	0.00	495
496	08/31/2015	P	0.00	-43.94	8557.01	0.00	496
497	08/31/2015	P	0.00	-306.32	8250.69	0.00	497

	Event Date	Event Type	Current Amount Due	NCP Paid	Unadjudicated Arrears		Adjudicated Arrears		
					Adjustment Amount	Running Balance	Adjustment Amount	Running Balance	
498	08/31/2015	M	0.00	0.00	8250.69	0.00	0.00	498	
499	09/01/2015	O	1360.00	0.00	9610.69	0.00	0.00	499	
500	09/07/2015	P	0.00	-43.94	9566.75	0.00	0.00	500	
501	09/07/2015	P	0.00	-288.27	9278.48	0.00	0.00	501	
502	09/16/2015	P	0.00	-43.94	9234.54	0.00	0.00	502	
503	09/16/2015	P	0.00	-288.27	8946.27	0.00	0.00	503	
504	09/21/2015	P	0.00	-43.94	8902.33	0.00	0.00	504	
505	09/21/2015	P	0.00	-288.27	8614.06	0.00	0.00	505	
506	09/28/2015	P	0.00	-43.94	8570.12	0.00	0.00	506	
507	09/28/2015	P	0.00	-288.75	8281.37	0.00	0.00	507	
508	09/30/2015	M	0.00	0.00	8281.37	0.00	0.00	508	
509	10/01/2015	O	1360.00	0.00	9641.37	0.00	0.00	509	
510	10/05/2015	P	0.00	-43.94	9597.43	0.00	0.00	510	
511	10/05/2015	P	0.00	-288.27	9309.16	0.00	0.00	511	
512	10/12/2015	P	0.00	-43.94	9265.22	0.00	0.00	512	
513	10/12/2015	P	0.00	-288.27	8976.95	0.00	0.00	513	
514	10/18/2015	P	0.00	-43.94	8933.01	0.00	0.00	514	
515	10/18/2015	P	0.00	-288.27	8644.74	0.00	0.00	515	
516	10/25/2015	P	0.00	-43.94	8600.80	0.00	0.00	516	
517	10/25/2015	P	0.00	-288.75	8312.05	0.00	0.00	517	
518	10/31/2015	M	0.00	0.00	8312.05	0.00	0.00	518	
519	11/01/2015	O	1360.00	0.00	9672.05	0.00	0.00	519	
520	11/01/2015	P	0.00	-43.94	9628.11	0.00	0.00	520	
521	11/01/2015	P	0.00	-288.27	9339.84	0.00	0.00	521	
522	11/09/2015	P	0.00	-43.94	9295.90	0.00	0.00	522	
523	11/09/2015	P	0.00	-288.27	9007.63	0.00	0.00	523	
524	11/16/2015	P	0.00	-288.27	8719.36	0.00	0.00	524	
525	11/16/2015	P	0.00	-43.94	8675.42	0.00	0.00	525	
526	11/23/2015	P	0.00	-43.94	8631.48	0.00	0.00	526	
527	11/23/2015	P	0.00	-288.75	8342.73	0.00	0.00	527	
528	11/30/2015	M	0.00	0.00	8342.73	0.00	0.00	528	
529	12/01/2015	O	1360.00	0.00	9702.73	0.00	0.00	529	
530	12/01/2015	P	0.00	-43.94	9658.79	0.00	0.00	530	
531	12/01/2015	P	0.00	-288.27	9370.52	0.00	0.00	531	

Event Date	Event Type	Current Amount Due	NCP Paid	Unadjudicated Arrears		Adjudicated Arrears		
				Adjustment Amount	Running Balance	Adjustment Amount	Running Balance	
532	12/06/2015	P	0.00	43.94	-43.94	9326.58	0.00	532
533	12/06/2015	P	0.00	288.27	-288.27	9038.31	0.00	533
534	12/14/2015	P	0.00	43.94	-43.94	8994.37	0.00	534
535	12/14/2015	P	0.00	288.27	-288.27	8706.10	0.00	535
536	12/21/2015	P	0.00	288.75	-288.75	8417.35	0.00	536
537	12/21/2015	P	0.00	43.94	-43.94	8373.41	0.00	537
538	12/29/2015	P	0.00	51.30	-51.30	8322.11	0.00	538
539	12/29/2015	P	0.00	320.25	-320.25	8001.86	0.00	539
540	12/31/2015	M	0.00	0.00	0.00	8001.86	0.00	540
541	01/01/2016	O	1360.00	0.00	1360.00	9361.86	0.00	541
542	01/01/2016	P	0.00	43.94	-43.94	9317.92	0.00	542
543	01/01/2016	P	0.00	288.27	-288.27	9029.65	0.00	543
544	01/08/2016	P	0.00	43.71	-43.71	8985.94	0.00	544
545	01/08/2016	P	0.00	286.80	-286.80	8699.14	0.00	545
546	01/18/2016	P	0.00	43.94	-43.94	8655.20	0.00	546
547	01/18/2016	P	0.00	288.28	-288.28	8366.92	0.00	547
548	01/23/2016	P	0.00	43.93	-43.93	8322.99	0.00	548
549	01/23/2016	P	0.00	288.47	-288.47	8034.52	0.00	549
550	01/31/2016	M	0.00	0.00	0.00	8034.52	0.00	550
551	02/01/2016	O	1360.00	0.00	1360.00	9394.52	0.00	551
552	02/01/2016	P	0.00	43.94	-43.94	9350.58	0.00	552
553	02/01/2016	P	0.00	288.27	-288.27	9062.31	0.00	553
554	02/08/2016	P	0.00	43.94	-43.94	9018.37	0.00	554
555	02/08/2016	P	0.00	288.27	-288.27	8730.10	0.00	555
556	02/15/2016	P	0.00	43.94	-43.94	8686.16	0.00	556
557	02/15/2016	P	0.00	288.27	-288.27	8397.89	0.00	557
558	02/22/2016	P	0.00	43.94	-43.94	8353.95	0.00	558
559	02/22/2016	P	0.00	288.75	-288.75	8065.20	0.00	559
560	02/29/2016	P	0.00	51.30	-51.30	8013.90	0.00	560
561	02/29/2016	P	0.00	319.89	-319.89	7694.01	0.00	561
562	02/29/2016	M	0.00	0.00	0.00	7694.01	0.00	562
563	03/01/2016	O	1360.00	0.00	1360.00	9054.01	0.00	563
564	03/06/2016	P	0.00	288.27	-288.27	8765.74	0.00	564
565	03/06/2016	P	0.00	43.94	-43.94	8721.80	0.00	565

	Event Date	Event Type	Current Amount Due	NCP Paid	Unadjudicated Arrears		Adjudicated Arrears	
					Adjustment Amount	Running Balance	Adjustment Amount	Running Balance
566	03/14/2016	P	0.00	43.94	-43.94	8677.86	0.00	566
567	03/14/2016	P	0.00	288.27	-288.27	8389.59	0.00	567
568	03/21/2016	P	0.00	43.94	-43.94	8345.65	0.00	568
569	03/21/2016	P	0.00	288.27	-288.27	8057.38	0.00	569
570	03/28/2016	P	0.00	43.94	-43.94	8013.44	0.00	570
571	03/28/2016	P	0.00	288.75	-288.75	7724.69	0.00	571
572	03/31/2016	M	0.00	0.00	0.00	7724.69	0.00	572
573	04/01/2016	O	1360.00	0.00	1360.00	9084.69	0.00	573
574	04/04/2016	P	0.00	43.94	-43.94	9040.75	0.00	574
575	04/04/2016	P	0.00	288.27	-288.27	8752.48	0.00	575
576	04/11/2016	P	0.00	288.27	-288.27	8464.21	0.00	576
577	04/11/2016	P	0.00	43.94	-43.94	8420.27	0.00	577
578	04/18/2016	P	0.00	43.94	-43.94	8376.33	0.00	578
579	04/18/2016	P	0.00	288.27	-288.27	8088.06	0.00	579
580	04/25/2016	P	0.00	43.94	-43.94	8044.12	0.00	580
581	04/25/2016	P	0.00	288.75	-288.75	7755.37	0.00	581
582	04/30/2016	M	0.00	0.00	0.00	7755.37	0.00	582
583	05/01/2016	O	1360.00	0.00	1360.00	9115.37	0.00	583
584	05/02/2016	P	0.00	43.94	-43.94	9071.43	0.00	584
585	05/02/2016	P	0.00	288.27	-288.27	8783.16	0.00	585
586	05/09/2016	P	0.00	43.94	-43.94	8739.22	0.00	586
587	05/09/2016	P	0.00	288.27	-288.27	8450.95	0.00	587
588	05/16/2016	P	0.00	43.71	-43.71	8407.24	0.00	588
589	05/16/2016	P	0.00	286.80	-286.80	8120.44	0.00	589
590	05/23/2016	P	0.00	43.94	-43.94	8076.50	0.00	590
591	05/23/2016	P	0.00	288.47	-288.47	7788.03	0.00	591
592	05/31/2016	P	0.00	51.30	-51.30	7736.73	0.00	592
593	05/31/2016	P	0.00	319.60	-319.60	7417.13	0.00	593
594	05/31/2016	M	0.00	0.00	0.00	7417.13	0.00	594
595	06/01/2016	O	1360.00	0.00	1360.00	8777.13	0.00	595
596	06/06/2016	P	0.00	43.94	-43.94	8733.19	0.00	596
597	06/06/2016	P	0.00	288.27	-288.27	8444.92	0.00	597
598	06/13/2016	P	0.00	37.86	-37.86	8407.06	0.00	598
599	06/13/2016	P	0.00	248.41	-248.41	8158.65	0.00	599

Event Date	Event Type	Current Amount Due	NCP Paid	Unadjudicated Arrears		Adjudicated Arrears		
				Adjustment Amount	Running Balance	Adjustment Amount	Running Balance	
600	06/20/2016	P	0.00	43.94	-43.94	8114.71	0.00	600
601	06/20/2016	P	0.00	288.27	-288.27	7826.44	0.00	601
602	06/30/2016	M	0.00	0.00	0.00	7826.44	0.00	602
603	07/01/2016	O	1360.00	0.00	1360.00	9186.44	0.00	603
604	07/05/2016	P	0.00	288.27	-288.27	8898.17	0.00	604
605	07/05/2016	P	0.00	43.94	-43.94	8854.23	0.00	605
606	07/11/2016	P	0.00	43.94	-43.94	8810.29	0.00	606
607	07/11/2016	P	0.00	288.27	-288.27	8522.02	0.00	607
608	07/18/2016	P	0.00	43.94	-43.94	8478.08	0.00	608
609	07/18/2016	P	0.00	288.27	-288.27	8189.81	0.00	609
610	07/25/2016	P	0.00	288.75	-288.75	7901.06	0.00	610
611	07/25/2016	P	0.00	43.94	-43.94	7857.12	0.00	611
612	07/31/2016	M	0.00	0.00	0.00	7857.12	0.00	612
613	08/01/2016	O	1360.00	0.00	1360.00	9217.12	0.00	613
614	08/08/2016	P	0.00	43.94	-43.94	9173.18	0.00	614
615	08/08/2016	P	0.00	288.27	-288.27	8884.91	0.00	615
616	08/15/2016	P	0.00	43.94	-43.94	8840.97	0.00	616
617	08/15/2016	P	0.00	288.27	-288.27	8552.70	0.00	617
618	08/22/2016	P	0.00	43.94	-43.94	8508.76	0.00	618
619	08/22/2016	P	0.00	288.27	-288.27	8220.49	0.00	619
620	08/29/2016	P	0.00	43.94	-43.94	8176.55	0.00	620
621	08/29/2016	P	0.00	288.75	-288.75	7887.80	0.00	621
622	08/31/2016	M	0.00	0.00	0.00	7887.80	0.00	622
623	09/01/2016	O	1360.00	0.00	1360.00	9247.80	0.00	623
624	09/06/2016	P	0.00	43.94	-43.94	9203.86	0.00	624
625	09/06/2016	P	0.00	288.27	-288.27	8915.59	0.00	625
626	09/12/2016	P	0.00	43.94	-43.94	8871.65	0.00	626
627	09/12/2016	P	0.00	288.27	-288.27	8583.38	0.00	627
628	09/19/2016	P	0.00	288.27	-288.27	8295.11	0.00	628
629	09/19/2016	P	0.00	43.94	-43.94	8251.17	0.00	629
630	09/26/2016	P	0.00	43.94	-43.94	8207.23	0.00	630
631	09/26/2016	P	0.00	288.75	-288.75	7918.48	0.00	631
632	09/30/2016	M	0.00	0.00	0.00	7918.48	0.00	632
633	10/01/2016	O	1360.00	0.00	1360.00	9278.48	0.00	633

Event Date	Event Type	Current Amount Due	NCP Paid	Unadjudicated Arrears		Adjudicated Arrears		
				Adjustment Amount	Running Balance	Adjustment Amount	Running Balance	
634	10/03/2016	P	0.00	43.94	-43.94	9234.54	0.00	634
635	10/03/2016	P	0.00	288.27	-288.27	8946.27	0.00	635
636	10/10/2016	P	0.00	43.94	-43.94	8902.33	0.00	636
637	10/10/2016	P	0.00	288.27	-288.27	8614.06	0.00	637
638	10/17/2016	P	0.00	43.94	-43.94	8570.12	0.00	638
639	10/17/2016	P	0.00	288.27	-288.27	8281.85	0.00	639
640	10/24/2016	P	0.00	43.94	-43.94	8237.91	0.00	640
641	10/24/2016	P	0.00	288.75	-288.75	7949.16	0.00	641
642	10/31/2016	P	0.00	317.49	-317.49	7631.67	0.00	642
643	10/31/2016	P	0.00	51.30	-51.30	7580.37	0.00	643
644	10/31/2016	M	0.00	0.00	0.00	7580.37	0.00	644
645	11/01/2016	O	1360.00	0.00	1360.00	8940.37	0.00	645
646	11/07/2016	P	0.00	43.94	-43.94	8896.43	0.00	646
647	11/07/2016	P	0.00	288.27	-288.27	8608.16	0.00	647
648	11/15/2016	P	0.00	43.94	-43.94	8564.22	0.00	648
649	11/15/2016	P	0.00	288.27	-288.27	8275.95	0.00	649
650	11/18/2016	P	0.00	288.27	-288.27	7987.68	0.00	650
651	11/18/2016	P	0.00	43.94	-43.94	7943.74	0.00	651
652	11/29/2016	P	0.00	43.94	-43.94	7899.80	0.00	652
653	11/29/2016	P	0.00	288.75	-288.75	7611.05	0.00	653
654	11/30/2016	M	0.00	0.00	0.00	7611.05	0.00	654
655	12/01/2016	O	1360.00	0.00	1360.00	8971.05	0.00	655
656	12/05/2016	P	0.00	43.94	-43.94	8927.11	0.00	656
657	12/05/2016	P	0.00	288.27	-288.27	8638.84	0.00	657
658	12/12/2016	P	0.00	10.59	-10.59	8628.25	0.00	658
659	12/12/2016	P	0.00	1.61	-1.61	8626.64	0.00	659
660	12/19/2016	P	0.00	43.93	-43.93	8582.71	0.00	660
661	12/19/2016	P	0.00	288.28	-288.28	8294.43	0.00	661
662	12/27/2016	P	0.00	43.93	-43.93	8250.50	0.00	662
663	12/27/2016	P	0.00	288.28	-288.28	7962.22	0.00	663
664	12/31/2016	M	0.00	0.00	0.00	7962.22	0.00	664
665	01/01/2017	O	1360.00	0.00	1360.00	9322.22	0.00	665
666	01/03/2017	P	0.00	43.94	-43.94	9278.28	0.00	666
667	01/03/2017	P	0.00	288.27	-288.27	8990.01	0.00	667

Event Date	Event Type	Current Amount Due	NCP Paid	Unadjudicated Arrears		Adjudicated Arrears			
				Adjustment Amount	Running Balance	Adjustment Amount	Running Balance		
668	01/17/2017	P	0.00	43.94	-43.94	8946.07	0.00	0.00	668
669	01/17/2017	P	0.00	288.27	-288.27	8657.80	0.00	0.00	669
670	01/23/2017	P	0.00	43.71	-43.71	8614.09	0.00	0.00	670
671	01/23/2017	P	0.00	286.80	-286.80	8327.29	0.00	0.00	671
672	01/30/2017	P	0.00	43.94	-43.94	8283.35	0.00	0.00	672
673	01/30/2017	P	0.00	288.47	-288.47	7994.88	0.00	0.00	673
674	01/31/2017	M	0.00	0.00	0.00	7994.88	0.00	0.00	674
675	02/01/2017	O	1360.00	0.00	1360.00	9354.88	0.00	0.00	675
676	02/06/2017	P	0.00	43.94	-43.94	9310.94	0.00	0.00	676
677	02/06/2017	P	0.00	288.27	-288.27	9022.67	0.00	0.00	677
678	02/13/2017	P	0.00	43.94	-43.94	8978.73	0.00	0.00	678
679	02/13/2017	P	0.00	288.27	-288.27	8690.46	0.00	0.00	679
680	02/21/2017	P	0.00	43.71	-43.71	8646.75	0.00	0.00	680
681	02/21/2017	P	0.00	286.80	-286.80	8359.95	0.00	0.00	681
682	02/27/2017	P	0.00	43.71	-43.71	8316.24	0.00	0.00	682
683	02/27/2017	P	0.00	286.81	-286.81	8029.43	0.00	0.00	683
684	02/28/2017	M	0.00	0.00	0.00	8029.43	0.00	0.00	684
685	03/01/2017	O	1360.00	0.00	1360.00	9389.43	0.00	0.00	685
686	03/06/2017	P	0.00	51.30	-51.30	9338.13	0.00	0.00	686
687	03/06/2017	P	0.00	336.60	-336.60	9001.53	0.00	0.00	687
688	03/13/2017	P	0.00	51.30	-51.30	8950.23	0.00	0.00	688
689	03/13/2017	P	0.00	336.60	-336.60	8613.63	0.00	0.00	689
690	03/20/2017	P	0.00	336.60	-336.60	8277.03	0.00	0.00	690
691	03/20/2017	P	0.00	51.30	-51.30	8225.73	0.00	0.00	691
692	03/27/2017	P	0.00	51.30	-51.30	8174.43	0.00	0.00	692
693	03/27/2017	P	0.00	195.29	-195.29	7979.14	0.00	0.00	693
694	03/31/2017	M	0.00	0.00	0.00	7979.14	0.00	0.00	694
695	04/01/2017	O	1360.00	0.00	1360.00	9339.14	0.00	0.00	695
696	04/03/2017	P	0.00	51.30	-51.30	9287.84	0.00	0.00	696
697	04/03/2017	P	0.00	336.60	-336.60	8951.24	0.00	0.00	697
698	04/10/2017	P	0.00	51.30	-51.30	8899.94	0.00	0.00	698
699	04/10/2017	P	0.00	336.60	-336.60	8563.34	0.00	0.00	699
700	04/17/2017	P	0.00	336.60	-336.60	8226.74	0.00	0.00	700
701	04/17/2017	P	0.00	51.30	-51.30	8175.44	0.00	0.00	701

Event Date	Event Type	Current Amount Due	NCP Paid	Unadjudicated Arrears		Adjudicated Arrears		
				Adjustment Amount	Running Balance	Adjustment Amount	Running Balance	
702 04/24/2017	P	0.00	51.30	-51.30	8124.14	0.00	0.00	702
703 04/24/2017	P	0.00	195.29	-195.29	7928.85	0.00	0.00	703
704 04/30/2017	M	0.00	0.00	0.00	7928.85	0.00	0.00	704
705 05/01/2017	O	1360.00	0.00	1360.00	9288.85	0.00	0.00	705
706 05/01/2017	P	0.00	51.30	-51.30	9237.55	0.00	0.00	706
707 05/01/2017	P	0.00	336.60	-336.60	8900.95	0.00	0.00	707
708 05/08/2017	P	0.00	51.30	-51.30	8849.65	0.00	0.00	708
709 05/08/2017	P	0.00	336.60	-336.60	8513.05	0.00	0.00	709
710 05/08/2017	P	0.00	51.30	-51.30	8461.75	0.00	0.00	710
711 05/15/2017	P	0.00	51.30	-51.30	8410.45	0.00	0.00	711
712 05/15/2017	P	0.00	336.60	-336.60	8073.85	0.00	0.00	712
713 05/15/2017	P	0.00	51.30	-51.30	8022.55	0.00	0.00	713
714 05/22/2017	P	0.00	51.30	-51.30	7971.25	0.00	0.00	714
715 05/22/2017	P	0.00	131.03	-131.03	7840.22	0.00	0.00	715
716 05/22/2017	P	0.00	33.79	-33.79	7806.43	0.00	0.00	716
717 05/30/2017	P	0.00	49.62	-49.62	7756.81	0.00	0.00	717
718 05/30/2017	P	0.00	325.59	-325.59	7431.22	0.00	0.00	718
719 05/30/2017	P	0.00	49.62	-49.62	7381.60	0.00	0.00	719
720 05/31/2017	M	0.00	0.00	0.00	7381.60	0.00	0.00	720
721 06/01/2017	O	1360.00	0.00	1360.00	8741.60	0.00	0.00	721
722 06/05/2017	P	0.00	51.30	-51.30	8690.30	0.00	0.00	722
723 06/05/2017	P	0.00	336.60	-336.60	8353.70	0.00	0.00	723
724 06/05/2017	P	0.00	51.30	-51.30	8302.40	0.00	0.00	724
725 06/12/2017	P	0.00	51.30	-51.30	8251.10	0.00	0.00	725
726 06/12/2017	P	0.00	336.60	-336.60	7914.50	0.00	0.00	726
727 06/12/2017	P	0.00	51.30	-51.30	7863.20	0.00	0.00	727
728 06/19/2017	P	0.00	336.60	-336.60	7526.60	0.00	0.00	728
729 06/19/2017	P	0.00	51.30	-51.30	7475.30	0.00	-0.00	729
730 06/19/2017	P	0.00	51.30	-51.30	7424.00	0.00	0.00	730
731 06/26/2017	P	0.00	28.24	-28.24	7395.76	0.00	0.00	731
732 06/26/2017	P	0.00	205.55	-205.55	7190.21	0.00	0.00	732
733 06/26/2017	P	0.00	51.30	-51.30	7138.91	0.00	0.00	733
734 06/30/2017	M	0.00	0.00	0.00	7138.91	0.00	0.00	734
735 07/01/2017	O	1360.00	0.00	1360.00	8498.91	0.00	0.00	735

Event Date	Event Type	Current Amount Due	NCP Paid	Unadjudicated Arrears		Adjudicated Arrears			
				Adjustment Amount	Running Balance	Adjustment Amount	Running Balance		
736	07/03/2017	P	0.00	51.30	-51.30	8447.61	0.00	0.00	736
737	07/03/2017	P	0.00	336.60	-336.60	8111.01	0.00	0.00	737
738	07/03/2017	P	0.00	51.30	-51.30	8059.71	0.00	0.00	738
739	07/10/2017	P	0.00	51.30	-51.30	8008.41	0.00	0.00	739
740	07/10/2017	P	0.00	51.30	-51.30	7957.11	0.00	0.00	740
741	07/10/2017	P	0.00	336.60	-336.60	7620.51	0.00	0.00	741
742	07/17/2017	P	0.00	51.30	-51.30	7569.21	0.00	0.00	742
743	07/17/2017	P	0.00	336.60	-336.60	7232.61	0.00	0.00	743
744	07/17/2017	P	0.00	51.30	-51.30	7181.31	0.00	0.00	744
745	07/24/2017	P	0.00	51.30	-51.30	7130.01	0.00	0.00	745
746	07/24/2017	P	0.00	336.60	-336.60	6793.41	0.00	0.00	746
747	07/24/2017	P	0.00	51.30	-51.30	6742.11	0.00	0.00	747
748	07/31/2017	P	0.00	51.30	-51.30	6690.81	0.00	0.00	748
749	07/31/2017	P	0.00	336.60	-336.60	6354.21	0.00	0.00	749
750	07/31/2017	M	0.00	0.00	0.00	6354.21	0.00	0.00	750
751	08/01/2017	O	1360.00	0.00	1360.00	7714.21	0.00	0.00	751
752	08/07/2017	P	0.00	336.60	-336.60	7377.61	0.00	0.00	752
753	08/07/2017	P	0.00	51.30	-51.30	7326.31	0.00	0.00	753
754	08/14/2017	P	0.00	51.30	-51.30	7275.01	0.00	0.00	754
755	08/14/2017	P	0.00	336.60	-336.60	6938.41	0.00	0.00	755
756	08/21/2017	P	0.00	51.30	-51.30	6887.11	0.00	0.00	756
757	08/21/2017	P	0.00	336.60	-336.60	6550.51	0.00	0.00	757
758	08/28/2017	P	0.00	0.28	-0.28	6550.23	0.00	0.00	758
759	08/28/2017	P	0.00	1.86	-1.86	6548.37	0.00	0.00	759
760	08/31/2017	M	0.00	0.00	0.00	6548.37	0.00	0.00	760
761	09/01/2017	O	1360.00	0.00	1360.00	7908.37	0.00	0.00	761
762	09/05/2017	P	0.00	51.30	-51.30	7857.07	0.00	0.00	762
763	09/05/2017	P	0.00	336.60	-336.60	7520.47	0.00	0.00	763
764	09/11/2017	P	0.00	51.30	-51.30	7469.17	0.00	0.00	764
765	09/11/2017	P	0.00	336.60	-336.60	7132.57	0.00	0.00	765
766	09/18/2017	P	0.00	336.60	-336.60	6795.97	0.00	0.00	766
767	09/18/2017	P	0.00	51.30	-51.30	6744.67	0.00	0.00	767
768	09/25/2017	P	0.00	51.30	-51.30	6693.37	0.00	0.00	768
769	09/25/2017	P	0.00	336.60	-336.60	6356.77	0.00	0.00	769

Event Date	Event Type	Current Amount Due	NCP Paid	Unadjudicated Arrears		Adjudicated Arrears	
				Adjustment Amount	Running Balance	Adjustment Amount	Running Balance
770	09/30/2017	M	0.00	0.00	6356.77	0.00	770
771	10/01/2017	O	1360.00	1360.00	7716.77	0.00	771
772	10/02/2017	P	0.00	-51.30	7665.47	0.00	772
773	10/02/2017	P	0.00	-336.60	7328.87	0.00	773
774	10/09/2017	P	0.00	-51.30	7277.57	0.00	774
775	10/09/2017	P	0.00	-336.60	6940.97	0.00	775
776	10/16/2017	P	0.00	-51.30	6889.67	0.00	776
777	10/16/2017	P	0.00	-336.60	6553.07	0.00	777
778	10/23/2017	P	0.00	-51.30	6501.77	0.00	778
779	10/23/2017	P	0.00	-336.60	6165.17	0.00	779
780	10/30/2017	P	0.00	-51.30	6113.87	0.00	780
781	10/30/2017	P	0.00	-336.60	5777.27	0.00	781
782	10/31/2017	M	0.00	0.00	5777.27	0.00	782
783	11/01/2017	O	1360.00	1360.00	7137.27	0.00	783
784	11/06/2017	P	0.00	-51.04	7086.23	0.00	784
785	11/06/2017	P	0.00	-334.88	6751.35	0.00	785
786	11/13/2017	P	0.00	-51.30	6700.05	0.00	786
787	11/13/2017	P	0.00	-336.60	6363.45	0.00	787
788	11/20/2017	P	0.00	-51.30	6312.15	0.00	788
789	11/20/2017	P	0.00	-336.60	5975.55	0.00	789
790	11/28/2017	P	0.00	-51.30	5924.25	0.00	790
791	11/28/2017	P	0.00	-336.60	5587.65	0.00	791
792	11/30/2017	M	0.00	0.00	5587.65	0.00	792
793	12/01/2017	O	1360.00	1360.00	6947.65	0.00	793
794	12/04/2017	P	0.00	-51.30	6896.35	0.00	794
795	12/04/2017	P	0.00	-336.60	6559.75	0.00	795
796	12/11/2017	P	0.00	-51.30	6508.45	0.00	796
797	12/11/2017	P	0.00	-336.60	6171.85	0.00	797
798	12/18/2017	P	0.00	-51.30	6120.55	0.00	798
799	12/18/2017	P	0.00	-336.60	5783.95	0.00	799
800	12/26/2017	P	0.00	-51.30	5732.65	0.00	800
801	12/26/2017	P	0.00	-336.60	5396.05	0.00	801
802	12/31/2017	M	0.00	0.00	5396.05	0.00	802
803	01/01/2018	O	1360.00	1360.00	6756.05	0.00	803

Event Date	Event Type	Current Amount Due	NCP Paid	Unadjudicated Arrears		Adjudicated Arrears		
				Adjustment Amount	Running Balance	Adjustment Amount	Running Balance	
804	01/02/2018	P	0.00	51.30	-51.30	6704.75	0.00	804
805	01/02/2018	P	0.00	336.60	-336.60	6368.15	0.00	805
806	01/08/2018	P	0.00	51.30	-51.30	6316.85	0.00	806
807	01/08/2018	P	0.00	336.60	-336.60	5980.25	0.00	807
808	01/16/2018	P	0.00	51.30	-51.30	5928.95	0.00	808
809	01/16/2018	P	0.00	336.60	-336.60	5592.35	0.00	809
810	01/22/2018	P	0.00	51.30	-51.30	5541.05	0.00	810
811	01/22/2018	P	0.00	336.60	-336.60	5204.45	0.00	811
812	01/29/2018	P	0.00	51.30	-51.30	5153.15	0.00	812
813	01/29/2018	P	0.00	336.60	-336.60	4816.55	0.00	813
814	01/31/2018	M	0.00	0.00	0.00	4816.55	0.00	814
815	02/01/2018	O	1360.00	0.00	1360.00	6176.55	0.00	815
816	02/05/2018	P	0.00	51.30	-51.30	6125.25	0.00	816
817	02/05/2018	P	0.00	336.60	-336.60	5788.65	0.00	817
818	02/12/2018	P	0.00	51.30	-51.30	5737.35	0.00	818
819	02/12/2018	P	0.00	336.60	-336.60	5400.75	0.00	819
820	02/20/2018	P	0.00	51.30	-51.30	5349.45	0.00	820
821	02/20/2018	P	0.00	336.60	-336.60	5012.85	0.00	821
822	02/26/2018	P	0.00	51.30	-51.30	4961.55	0.00	822
823	02/26/2018	P	0.00	336.60	-336.60	4624.95	0.00	823
824	02/28/2018	M	0.00	0.00	0.00	4624.95	0.00	824
825	03/01/2018	O	1360.00	0.00	1360.00	5984.95	0.00	825
826	03/05/2018	P	0.00	51.30	-51.30	5933.65	0.00	826
827	03/05/2018	P	0.00	336.60	-336.60	5597.05	0.00	827
828	03/12/2018	P	0.00	51.30	-51.30	5545.75	0.00	828
829	03/12/2018	P	0.00	336.60	-336.60	5209.15	0.00	829
830	03/19/2018	P	0.00	51.30	-51.30	5157.85	0.00	830
831	03/19/2018	P	0.00	336.60	-336.60	4821.25	0.00	831
832	03/26/2018	P	0.00	51.30	-51.30	4769.95	0.00	832
833	03/26/2018	P	0.00	336.60	-336.60	4433.35	0.00	833
834	03/31/2018	M	0.00	0.00	0.00	4433.35	0.00	834
835	04/01/2018	O	1360.00	0.00	1360.00	5793.35	0.00	835
836	04/02/2018	P	0.00	51.30	-51.30	5742.05	0.00	836
837	04/02/2018	P	0.00	336.60	-336.60	5405.45	0.00	837

Event Date	Event Type	Current Amount Due	NCP Paid	Unadjudicated Arrears		Adjudicated Arrears		
				Adjustment Amount	Running Balance	Adjustment Amount	Running Balance	
838	04/12/2018	P	0.00	24.55	-24.55	5380.90	0.00	838
839	04/12/2018	P	0.00	161.09	-161.09	5219.81	0.00	839
840	04/16/2018	P	0.00	4.79	-4.79	5215.02	0.00	840
841	04/16/2018	P	0.00	31.46	-31.46	5183.56	0.00	841
842	04/23/2018	P	0.00	97.81	-97.81	5085.75	0.00	842
843	04/23/2018	P	0.00	641.74	-641.74	4444.01	0.00	843
844	04/27/2018	P	0.00	2355.78	-2355.78	2088.23	0.00	844
845	04/30/2018	P	0.00	51.30	-51.30	2036.93	0.00	845
846	04/30/2018	P	0.00	336.60	-336.60	1700.33	0.00	846
847	04/30/2018	M	0.00	0.00	0.00	1700.33	0.00	847
848	05/01/2018	O	1360.00	0.00	1360.00	3060.33	0.00	848
849	05/07/2018	P	0.00	51.30	-51.30	3009.03	0.00	849
850	05/07/2018	P	0.00	336.60	-336.60	2672.43	0.00	850
851	05/14/2018	P	0.00	51.30	-51.30	2621.13	0.00	851
852	05/14/2018	P	0.00	336.60	-336.60	2284.53	0.00	852
853	05/21/2018	P	0.00	51.30	-51.30	2233.23	0.00	853
854	05/21/2018	P	0.00	336.60	-336.60	1896.63	0.00	854
855	05/29/2018	P	0.00	51.30	-51.30	1845.33	0.00	855
856	05/29/2018	P	0.00	336.60	-336.60	1508.73	0.00	856
857	05/31/2018	M	0.00	0.00	0.00	1508.73	0.00	857
858	06/01/2018	O	1360.00	0.00	1360.00	2868.73	0.00	858
859	06/04/2018	P	0.00	51.30	-51.30	2817.43	0.00	859
860	06/04/2018	P	0.00	336.60	-336.60	2480.83	0.00	860
861	06/11/2018	P	0.00	51.30	-51.30	2429.53	0.00	861
862	06/11/2018	P	0.00	336.60	-336.60	2092.93	0.00	862
863	06/18/2018	P	0.00	51.30	-51.30	2041.63	0.00	863
864	06/18/2018	P	0.00	336.60	-336.60	1705.03	0.00	864
865	06/25/2018	P	0.00	51.30	-51.30	1653.73	0.00	865
866	06/25/2018	P	0.00	336.60	-336.60	1317.13	0.00	866
867	06/30/2018	M	0.00	0.00	0.00	1317.13	0.00	867
868	07/01/2018	O	1360.00	0.00	1360.00	2677.13	0.00	868
869	07/02/2018	P	0.00	51.30	-51.30	2625.83	0.00	869
870	07/02/2018	P	0.00	336.60	-336.60	2289.23	0.00	870
871	07/09/2018	P	0.00	51.30	-51.30	2237.93	0.00	871

Event Date	Event Type	Current Amount Due	NCP Paid	Unadjudicated Arrears		Adjudicated Arrears		
				Adjustment Amount	Running Balance	Adjustment Amount	Running Balance	
872	07/09/2018	P	0.00	336.60	-336.60	1901.33	0.00	872
873	07/16/2018	P	0.00	51.30	-51.30	1850.03	0.00	873
874	07/16/2018	P	0.00	336.60	-336.60	1513.43	0.00	874
875	07/23/2018	P	0.00	51.30	-51.30	1462.13	0.00	875
876	07/23/2018	P	0.00	336.60	-336.60	1125.53	0.00	876
877	07/30/2018	P	0.00	51.30	-51.30	1074.23	0.00	877
878	07/30/2018	P	0.00	336.60	-336.60	737.63	0.00	878
879	07/31/2018	M	0.00	0.00	0.00	737.63	0.00	879
880	08/01/2018	O	1360.00	0.00	1360.00	2097.63	0.00	880
881	08/06/2018	P	0.00	51.30	-51.30	2046.33	0.00	881
882	08/06/2018	P	0.00	336.60	-336.60	1709.73	0.00	882
883	08/13/2018	P	0.00	51.30	-51.30	1658.43	0.00	883
884	08/13/2018	P	0.00	336.60	-336.60	1321.83	0.00	884
885	08/20/2018	P	0.00	51.30	-51.30	1270.53	0.00	885
886	08/20/2018	P	0.00	336.60	-336.60	933.93	0.00	886
887	08/27/2018	P	0.00	51.30	-51.30	882.63	0.00	887
888	08/27/2018	P	0.00	336.60	-336.60	546.03	0.00	888
889	08/31/2018	M	0.00	0.00	0.00	546.03	0.00	889
890	09/01/2018	O	1360.00	0.00	1360.00	1906.03	0.00	890
891	09/04/2018	P	0.00	51.30	-51.30	1854.73	0.00	891
892	09/04/2018	P	0.00	336.60	-336.60	1518.13	0.00	892
893	09/10/2018	P	0.00	51.30	-51.30	1466.83	0.00	893
894	09/10/2018	P	0.00	336.60	-336.60	1130.23	0.00	894
895	09/20/2018	P	0.00	192.90	-192.90	937.33	0.00	895
896	09/24/2018	P	0.00	51.30	-51.30	886.03	0.00	896
897	09/24/2018	P	0.00	306.00	-306.00	580.03	0.00	897
898	09/30/2018	M	0.00	0.00	0.00	580.03	0.00	898
899	10/01/2018	O	1360.00	0.00	1360.00	1940.03	0.00	899
900	10/01/2018	P	0.00	306.00	-306.00	1634.03	0.00	900
901	10/08/2018	P	0.00	306.00	-306.00	1328.03	0.00	901
902	10/15/2018	P	0.00	306.00	-306.00	1022.03	0.00	902
903	10/22/2018	P	0.00	306.00	-306.00	716.03	0.00	903
904	10/29/2018	P	0.00	306.00	-306.00	410.03	0.00	904
905	10/31/2018	M	0.00	0.00	0.00	410.03	0.00	905

Event Date	Event Type	Current Amount Due	NCP Paid	Unadjudicated Arrears		Adjudicated Arrears		
				Adjustment Amount	Running Balance	Adjustment Amount	Running Balance	
906 11/01/2018	O	1360.00	0.00	1360.00	1770.03	0.00	0.00	906
907 11/05/2018	P	0.00	306.00	-306.00	1464.03	0.00	0.00	907
908 11/13/2018	P	0.00	306.00	-306.00	1158.03	0.00	0.00	908
909 11/19/2018	P	0.00	306.00	-306.00	852.03	0.00	0.00	909
910 11/27/2018	P	0.00	306.00	-306.00	546.03	0.00	0.00	910
911 11/30/2018	M	0.00	0.00	0.00	546.03	0.00	0.00	911
912 12/01/2018	O	1360.00	0.00	1360.00	1906.03	0.00	0.00	912
913 12/03/2018	P	0.00	306.00	-306.00	1600.03	0.00	0.00	913
914 12/10/2018	P	0.00	306.00	-306.00	1294.03	0.00	0.00	914
915 12/17/2018	P	0.00	306.00	-306.00	988.03	0.00	0.00	915
916 12/24/2018	P	0.00	306.00	-306.00	682.03	0.00	0.00	916
917 12/31/2018	P	0.00	306.00	-306.00	376.03	0.00	0.00	917
918 12/31/2018	M	0.00	0.00	0.00	376.03	0.00	0.00	918
919 01/01/2019	O	1360.00	0.00	1360.00	1736.03	0.00	0.00	919
920 01/07/2019	P	0.00	306.00	-306.00	1430.03	0.00	0.00	920
921 01/14/2019	P	0.00	306.00	-306.00	1124.03	0.00	0.00	921
922 01/28/2019	P	0.00	306.00	-306.00	818.03	0.00	0.00	922
923 01/31/2019	M	0.00	0.00	0.00	818.03	0.00	0.00	923
Totals:		\$140080.00	\$139261.97	\$0.00	\$818.03	\$0.00	\$0.00	

Total Unadjudicated: \$818.03
 Total Adjudicated: \$0.00
 Total Arrears: \$818.03

Custodian Financial Audit (part 2 of 2)

Run Date: 02/15/2019
Run Time: 07:47 AM

NCP Name: Strabala , Gregory
CST Name: Karosich, Sheryl

Case ID: 776780200A
Docket#: 18-UR-0032
Prepared By: AMMATOVI
Last Updated By: AMMATOVI

Office: 03
Prepared By Date: 02/15/2019
Last Updated By Date: 02/15/2019

Provision Type: Child Support

Event Date	Event Type	Current Amount Due	NCP Paid	Unadjudicated Interest (On UA)		Unadjudicated Interest (On AA)		Adjudicated Interest		Unadjudicated Penalty		Adjudicated Penalty	
				Adjust Amount	Running Balance	Adjust Amount	Running Balance	Adjust Amount	Running Balance	Adjust Amount	Running Balance	Adjust Amount	Running Balance
07/01/2010	J	0.00	0.00	0.00	0.00	0.00	0.00	0.00	0.00	0.00	0.00	0.00	0.00
07/01/2010	O	1360.00	0.00	0.00	0.00	0.00	0.00	0.00	0.00	0.00	0.00	0.00	0.00
07/01/2010	P	0.00	1100.00	0.00	0.00	0.00	0.00	0.00	0.00	0.00	0.00	0.00	0.00
07/31/2010	M	0.00	0.00	1.14	1.14	0.00	0.00	0.00	0.00	0.00	0.00	0.00	0.00
08/01/2010	O	1360.00	0.00	0.00	1.14	0.00	0.00	0.00	0.00	0.00	0.00	0.00	0.00
08/01/2010	P	0.00	1100.00	0.00	1.14	0.00	0.00	0.00	0.00	0.00	0.00	0.00	0.00
08/31/2010	M	0.00	0.00	2.28	3.42	0.00	0.00	0.00	0.00	0.00	0.00	0.00	0.00
09/01/2010	O	1360.00	0.00	0.00	3.42	0.00	0.00	0.00	0.00	0.00	0.00	0.00	0.00
09/01/2010	P	0.00	1100.00	0.00	3.42	0.00	0.00	0.00	0.00	0.00	0.00	0.00	0.00
09/30/2010	M	0.00	0.00	3.41	6.83	0.00	0.00	0.00	0.00	0.00	0.00	0.00	0.00
10/01/2010	O	1360.00	0.00	0.00	6.83	0.00	0.00	0.00	0.00	0.00	0.00	0.00	0.00
10/01/2010	P	0.00	1100.00	0.00	6.83	0.00	0.00	0.00	0.00	0.00	0.00	0.00	0.00
10/31/2010	M	0.00	0.00	4.55	11.38	0.00	0.00	0.00	0.00	0.00	0.00	0.00	0.00
11/01/2010	O	1360.00	0.00	0.00	11.38	0.00	0.00	0.00	0.00	0.00	0.00	0.00	0.00
11/01/2010	P	0.00	1100.00	0.00	11.38	0.00	0.00	0.00	0.00	0.00	0.00	0.00	0.00
11/30/2010	M	0.00	0.00	5.69	17.07	0.00	0.00	0.00	0.00	0.00	0.00	0.00	0.00
12/01/2010	O	1360.00	0.00	0.00	17.07	0.00	0.00	0.00	0.00	0.00	0.00	0.00	0.00
12/01/2010	P	0.00	1100.00	0.00	17.07	0.00	0.00	0.00	0.00	0.00	0.00	0.00	0.00
12/31/2010	M	0.00	0.00	6.82	23.89	0.00	0.00	0.00	0.00	26.00	26.00	0.00	0.00
01/01/2011	O	1360.00	0.00	0.00	23.89	0.00	0.00	0.00	0.00	26.00	26.00	0.00	0.00

Event Date	Event Type	Current Amount Due	NCP Paid	Unadjudicated Interest (On UA)		Unadjudicated Interest (On AA)		Adjudicated Interest		Unadjudicated Penalty		Adjudicated Penalty	
				Adjust Amount	Running Balance	Adjust Amount	Running Balance	Adjust Amount	Running Balance	Adjust Amount	Running Balance	Adjust Amount	Running Balance
21 01/01/2011	P	0.00	1100.00	0.00	23.89	0.00	0.00	0.00	0.00	0.00	26.00	26.00	0.00
22 01/31/2011	M	0.00	0.00	7.96	31.85	0.00	0.00	0.00	0.00	26.00	52.00	52.00	0.00
23 02/01/2011	O	1360.00	0.00	0.00	31.85	0.00	0.00	0.00	0.00	0.00	52.00	52.00	0.00
24 02/01/2011	P	0.00	1100.00	0.00	31.85	0.00	0.00	0.00	0.00	0.00	52.00	52.00	0.00
25 02/28/2011	M	0.00	0.00	9.10	40.95	0.00	0.00	0.00	0.00	26.00	78.00	78.00	0.00
26 03/01/2011	O	1360.00	0.00	0.00	40.95	0.00	0.00	0.00	0.00	0.00	78.00	78.00	0.00
27 03/01/2011	P	0.00	1100.00	0.00	40.95	0.00	0.00	0.00	0.00	0.00	78.00	78.00	0.00
28 03/31/2011	M	0.00	0.00	10.24	51.19	0.00	0.00	0.00	0.00	26.00	104.00	104.00	0.00
29 04/01/2011	O	1360.00	0.00	0.00	51.19	0.00	0.00	0.00	0.00	0.00	104.00	104.00	0.00
30 04/01/2011	P	0.00	1100.00	0.00	51.19	0.00	0.00	0.00	0.00	0.00	104.00	104.00	0.00
31 04/30/2011	M	0.00	0.00	11.38	62.57	0.00	0.00	0.00	0.00	26.00	130.00	130.00	0.00
32 05/01/2011	O	1360.00	0.00	0.00	62.57	0.00	0.00	0.00	0.00	0.00	130.00	130.00	0.00
33 05/01/2011	P	0.00	1100.00	0.00	62.57	0.00	0.00	0.00	0.00	0.00	130.00	130.00	0.00
34 05/31/2011	M	0.00	0.00	12.51	75.08	0.00	0.00	0.00	0.00	26.00	156.00	156.00	0.00
35 06/01/2011	O	1360.00	0.00	0.00	75.08	0.00	0.00	0.00	0.00	0.00	156.00	156.00	0.00
36 06/01/2011	P	0.00	1100.00	0.00	75.08	0.00	0.00	0.00	0.00	0.00	156.00	156.00	0.00
37 06/30/2011	M	0.00	0.00	13.65	88.73	0.00	0.00	0.00	0.00	26.00	182.00	182.00	0.00
38 07/01/2011	O	1360.00	0.00	0.00	88.73	0.00	0.00	0.00	0.00	0.00	182.00	182.00	0.00
39 07/31/2011	M	0.00	0.00	19.60	108.33	0.00	0.00	0.00	0.00	0.00	182.00	182.00	0.00
40 08/01/2011	O	1360.00	0.00	0.00	108.33	0.00	0.00	0.00	0.00	0.00	182.00	182.00	0.00
41 08/31/2011	M	0.00	0.00	25.55	133.88	0.00	0.00	0.00	0.00	0.00	182.00	182.00	0.00
42 09/01/2011	O	1360.00	0.00	0.00	133.88	0.00	0.00	0.00	0.00	0.00	182.00	182.00	0.00
43 09/30/2011	M	0.00	0.00	31.50	165.38	0.00	0.00	0.00	0.00	0.00	182.00	182.00	0.00
44 10/01/2011	O	1360.00	0.00	0.00	165.38	0.00	0.00	0.00	0.00	0.00	182.00	182.00	0.00
45 10/31/2011	M	0.00	0.00	37.45	202.83	0.00	0.00	0.00	0.00	0.00	182.00	182.00	0.00
46 11/01/2011	O	1360.00	0.00	0.00	202.83	0.00	0.00	0.00	0.00	0.00	182.00	182.00	0.00
47 11/01/2011	P	0.00	1000.00	0.00	202.83	0.00	0.00	0.00	0.00	0.00	182.00	182.00	0.00
48 11/30/2011	M	0.00	0.00	39.02	241.85	0.00	0.00	0.00	0.00	0.00	182.00	182.00	0.00
49 12/01/2011	O	1360.00	0.00	0.00	241.85	0.00	0.00	0.00	0.00	0.00	182.00	182.00	0.00
50 12/01/2011	P	0.00	1500.00	0.00	241.85	0.00	0.00	0.00	0.00	0.00	182.00	182.00	0.00
51 12/31/2011	M	0.00	0.00	38.41	280.26	0.00	0.00	0.00	0.00	0.00	182.00	182.00	0.00
52 01/01/2012	O	1360.00	0.00	0.00	280.26	0.00	0.00	0.00	0.00	0.00	182.00	182.00	0.00
53 01/01/2012	P	0.00	1500.00	0.00	280.26	0.00	0.00	0.00	0.00	0.00	182.00	182.00	0.00

Event Date	Event Type	Current Amount Due	NCP Paid	Unadjudicated Interest (On UA)		Unadjudicated Interest (On AA)		Adjudicated Interest		Unadjudicated Penalty		Adjudicated Penalty			
				Adjust Amount	Running Balance	Adjust Amount	Running Balance	Adjust Amount	Running Balance	Adjust Amount	Running Balance	Adjust Amount	Running Balance		
54	01/31/2012	M	0.00	0.00	37.80	318.06	0.00	0.00	0.00	0.00	0.00	762.00	0.00	0.00	54
55	02/01/2012	O	1360.00	0.00	0.00	318.06	0.00	0.00	0.00	0.00	0.00	762.00	0.00	0.00	55
56	02/01/2012	P	0.00	1500.00	0.00	318.06	0.00	0.00	0.00	0.00	0.00	762.00	0.00	0.00	56
57	02/29/2012	M	0.00	0.00	37.19	355.25	0.00	0.00	0.00	0.00	0.00	762.00	0.00	0.00	57
58	03/01/2012	O	1360.00	0.00	0.00	355.25	0.00	0.00	0.00	0.00	0.00	762.00	0.00	0.00	58
59	03/09/2012	P	0.00	45.44	0.00	355.25	0.00	0.00	0.00	0.00	0.00	762.00	0.00	0.00	59
60	03/16/2012	P	0.00	45.44	0.00	355.25	0.00	0.00	0.00	0.00	0.00	762.00	0.00	0.00	60
61	03/23/2012	P	0.00	45.44	0.00	355.25	0.00	0.00	0.00	0.00	0.00	762.00	0.00	0.00	61
62	03/31/2012	M	0.00	0.00	42.54	397.79	0.00	0.00	0.00	122.37	884.37	0.00	0.00	62	
63	04/01/2012	O	1360.00	0.00	0.00	397.79	0.00	0.00	0.00	0.00	884.37	0.00	0.00	63	
64	04/02/2012	P	0.00	41.42	0.00	397.79	0.00	0.00	0.00	0.00	884.37	0.00	0.00	64	
65	04/03/2012	P	0.00	247.08	0.00	397.79	0.00	0.00	0.00	0.00	884.37	0.00	0.00	65	
66	04/09/2012	P	0.00	43.93	0.00	397.79	0.00	0.00	0.00	0.00	884.37	0.00	0.00	66	
67	04/10/2012	P	0.00	262.07	0.00	397.79	0.00	0.00	0.00	0.00	884.37	0.00	0.00	67	
68	04/16/2012	P	0.00	26.96	0.00	397.79	0.00	0.00	0.00	0.00	884.37	0.00	0.00	68	
69	04/17/2012	P	0.00	160.82	0.00	397.79	0.00	0.00	0.00	0.00	884.37	0.00	0.00	69	
70	04/20/2012	P	0.00	43.93	0.00	397.79	0.00	0.00	0.00	0.00	884.37	0.00	0.00	70	
71	04/24/2012	P	0.00	262.07	0.00	397.79	0.00	0.00	0.00	0.00	884.37	0.00	0.00	71	
72	04/30/2012	P	0.00	43.93	0.00	397.79	0.00	0.00	0.00	0.00	884.37	0.00	0.00	72	
73	04/30/2012	M	0.00	0.00	43.54	441.33	0.00	0.00	0.00	22.78	907.15	0.00	0.00	73	
74	05/01/2012	O	1360.00	0.00	0.00	441.33	0.00	0.00	0.00	0.00	907.15	0.00	0.00	74	
75	05/01/2012	P	0.00	262.06	0.00	441.33	0.00	0.00	0.00	0.00	907.15	0.00	0.00	75	
76	05/07/2012	P	0.00	43.93	0.00	441.33	0.00	0.00	0.00	0.00	907.15	0.00	0.00	76	
77	05/07/2012	P	0.00	262.07	0.00	441.33	0.00	0.00	0.00	0.00	907.15	0.00	0.00	77	
78	05/11/2012	P	0.00	43.93	0.00	441.33	0.00	0.00	0.00	0.00	907.15	0.00	0.00	78	
79	05/15/2012	P	0.00	262.07	0.00	441.33	0.00	0.00	0.00	0.00	907.15	0.00	0.00	79	
80	05/18/2012	P	0.00	43.93	0.00	441.33	0.00	0.00	0.00	0.00	907.15	0.00	0.00	80	
81	05/22/2012	P	0.00	262.08	0.00	441.33	0.00	0.00	0.00	0.00	907.15	0.00	0.00	81	
82	05/29/2012	P	0.00	49.55	0.00	441.33	0.00	0.00	0.00	0.00	907.15	0.00	0.00	82	
83	05/30/2012	P	0.00	276.94	0.00	441.33	0.00	0.00	0.00	0.00	907.15	0.00	0.00	83	
84	05/31/2012	M	0.00	0.00	42.90	484.23	0.00	0.00	0.00	0.00	907.15	0.00	0.00	84	
85	06/01/2012	O	1360.00	0.00	0.00	484.23	0.00	0.00	0.00	0.00	907.15	0.00	0.00	85	
86	06/01/2012	P	0.00	43.93	0.00	484.23	0.00	0.00	0.00	0.00	907.15	0.00	0.00	86	

Event Date	Event Type	Current Amount Due	NCP Paid	Unadjudicated Interest (On UA)		Unadjudicated Interest (On AA)		Adjudicated Interest		Unadjudicated Penalty		Adjudicated Penalty			
				Adjust Amount	Running Balance	Adjust Amount	Running Balance	Adjust Amount	Running Balance	Adjust Amount	Running Balance	Adjust Amount	Running Balance		
87	06/05/2012	P	0.00	262.06	0.00	484.23	0.00	0.00	0.00	0.00	0.00	907.15	0.00	0.00	87
88	06/11/2012	P	0.00	34.67	0.00	484.23	0.00	0.00	0.00	0.00	0.00	907.15	0.00	0.00	88
89	06/12/2012	P	0.00	206.84	0.00	484.23	0.00	0.00	0.00	0.00	0.00	907.15	0.00	0.00	89
90	06/18/2012	P	0.00	43.93	0.00	484.23	0.00	0.00	0.00	0.00	0.00	907.15	0.00	0.00	90
91	06/19/2012	P	0.00	262.07	0.00	484.23	0.00	0.00	0.00	0.00	0.00	907.15	0.00	0.00	91
92	06/25/2012	P	0.00	43.93	0.00	484.23	0.00	0.00	0.00	0.00	0.00	907.15	0.00	0.00	92
93	06/26/2012	P	0.00	262.08	0.00	484.23	0.00	0.00	0.00	0.00	0.00	907.15	0.00	0.00	93
94	06/30/2012	M	0.00	0.00	43.77	528.00	0.00	0.00	0.00	0.00	20.05	927.20	0.00	0.00	94
95	07/01/2012	O	1360.00	0.00	0.00	528.00	0.00	0.00	0.00	0.00	0.00	927.20	0.00	0.00	95
96	07/02/2012	P	0.00	43.70	0.00	528.00	0.00	0.00	0.00	0.00	0.00	927.20	0.00	0.00	96
97	07/03/2012	P	0.00	260.62	0.00	528.00	0.00	0.00	0.00	0.00	0.00	927.20	0.00	0.00	97
98	07/06/2012	P	0.00	43.93	0.00	528.00	0.00	0.00	0.00	0.00	0.00	927.20	0.00	0.00	98
99	07/10/2012	P	0.00	262.07	0.00	528.00	0.00	0.00	0.00	0.00	0.00	927.20	0.00	0.00	99
100	07/13/2012	P	0.00	43.94	0.00	528.00	0.00	0.00	0.00	0.00	0.00	927.20	0.00	0.00	100
101	07/17/2012	P	0.00	262.07	0.00	528.00	0.00	0.00	0.00	0.00	0.00	927.20	0.00	0.00	101
102	07/23/2012	P	0.00	43.93	0.00	528.00	0.00	0.00	0.00	0.00	0.00	927.20	0.00	0.00	102
103	07/24/2012	P	0.00	262.07	0.00	528.00	0.00	0.00	0.00	0.00	0.00	927.20	0.00	0.00	103
104	07/30/2012	P	0.00	49.44	0.00	528.00	0.00	0.00	0.00	0.00	0.00	927.20	0.00	0.00	104
105	07/31/2012	P	0.00	281.92	0.00	528.00	0.00	0.00	0.00	0.00	0.00	927.20	0.00	0.00	105
106	07/31/2012	M	0.00	0.00	42.93	570.93	0.00	0.00	0.00	0.00	0.00	927.20	0.00	0.00	106
107	08/01/2012	O	1360.00	0.00	0.00	570.93	0.00	0.00	0.00	0.00	0.00	927.20	0.00	0.00	107
108	08/03/2012	P	0.00	43.94	0.00	570.93	0.00	0.00	0.00	0.00	0.00	927.20	0.00	0.00	108
109	08/07/2012	P	0.00	262.07	0.00	570.93	0.00	0.00	0.00	0.00	0.00	927.20	0.00	0.00	109
110	08/13/2012	P	0.00	43.93	0.00	570.93	0.00	0.00	0.00	0.00	0.00	927.20	0.00	0.00	110
111	08/14/2012	P	0.00	262.07	0.00	570.93	0.00	0.00	0.00	0.00	0.00	927.20	0.00	0.00	111
112	08/21/2012	P	0.00	43.93	0.00	570.93	0.00	0.00	0.00	0.00	0.00	927.20	0.00	0.00	112
113	08/21/2012	P	0.00	262.07	0.00	570.93	0.00	0.00	0.00	0.00	0.00	927.20	0.00	0.00	113
114	08/29/2012	P	0.00	262.07	0.00	570.93	0.00	0.00	0.00	0.00	0.00	927.20	0.00	0.00	114
115	08/29/2012	P	0.00	43.94	0.00	570.93	0.00	0.00	0.00	0.00	0.00	927.20	0.00	0.00	115
116	08/31/2012	M	0.00	0.00	43.52	614.45	0.00	0.00	0.00	0.00	13.60	940.80	0.00	0.00	116
117	09/01/2012	O	1360.00	0.00	0.00	614.45	0.00	0.00	0.00	0.00	0.00	940.80	0.00	0.00	117
118	09/05/2012	P	0.00	43.94	0.00	614.45	0.00	0.00	0.00	0.00	0.00	940.80	0.00	0.00	118
119	09/05/2012	P	0.00	262.07	0.00	614.45	0.00	0.00	0.00	0.00	0.00	940.80	0.00	0.00	119

Event Date	Event Type	Current Amount Due	NCP Paid	Unadjudicated Interest (On UA)		Unadjudicated Interest (On AA)		Adjudicated Interest		Unadjudicated Penalty		Adjudicated Penalty	
				Adjust Amount	Running Balance	Adjust Amount	Running Balance	Adjust Amount	Running Balance	Adjust Amount	Running Balance	Adjust Amount	Running Balance
120	09/11/2012	P	0.00	43.93	0.00	614.45	0.00	0.00	0.00	0.00	0.00	940.80	0.00
121	09/11/2012	P	0.00	262.07	0.00	614.45	0.00	0.00	0.00	0.00	0.00	940.80	0.00
122	09/18/2012	P	0.00	43.93	0.00	614.45	0.00	0.00	0.00	0.00	0.00	940.80	0.00
123	09/18/2012	P	0.00	262.07	0.00	614.45	0.00	0.00	0.00	0.00	0.00	940.80	0.00
124	09/25/2012	P	0.00	43.94	0.00	614.45	0.00	0.00	0.00	0.00	0.00	940.80	0.00
125	09/25/2012	P	0.00	262.07	0.00	614.45	0.00	0.00	0.00	0.00	0.00	940.80	0.00
126	09/30/2012	M	0.00	0.00	44.12	658.57	0.00	0.00	0.00	13.60	954.40	0.00	0.00
127	10/01/2012	O	1360.00	0.00	0.00	658.57	0.00	0.00	0.00	0.00	954.40	0.00	0.00
128	10/02/2012	P	0.00	262.07	0.00	658.57	0.00	0.00	0.00	0.00	954.40	0.00	0.00
129	10/02/2012	P	0.00	43.94	0.00	658.57	0.00	0.00	0.00	0.00	954.40	0.00	0.00
130	10/09/2012	P	0.00	43.93	0.00	658.57	0.00	0.00	0.00	0.00	954.40	0.00	0.00
131	10/09/2012	P	0.00	262.07	0.00	658.57	0.00	0.00	0.00	0.00	954.40	0.00	0.00
132	10/16/2012	P	0.00	43.93	0.00	658.57	0.00	0.00	0.00	0.00	954.40	0.00	0.00
133	10/16/2012	P	0.00	262.07	0.00	658.57	0.00	0.00	0.00	0.00	954.40	0.00	0.00
134	10/23/2012	P	0.00	43.94	0.00	658.57	0.00	0.00	0.00	0.00	954.40	0.00	0.00
135	10/23/2012	P	0.00	262.07	0.00	658.57	0.00	0.00	0.00	0.00	954.40	0.00	0.00
136	10/30/2012	P	0.00	43.93	0.00	658.57	0.00	0.00	0.00	0.00	954.40	0.00	0.00
137	10/30/2012	P	0.00	287.01	0.00	658.57	0.00	0.00	0.00	0.00	954.40	0.00	0.00
138	10/31/2012	M	0.00	0.00	43.26	701.83	0.00	0.00	0.00	0.00	954.40	0.00	0.00
139	11/01/2012	O	1360.00	0.00	0.00	701.83	0.00	0.00	0.00	0.00	954.40	0.00	0.00
140	11/06/2012	P	0.00	262.07	0.00	701.83	0.00	0.00	0.00	0.00	954.40	0.00	0.00
141	11/06/2012	P	0.00	43.94	0.00	701.83	0.00	0.00	0.00	0.00	954.40	0.00	0.00
142	11/14/2012	P	0.00	43.93	0.00	701.83	0.00	0.00	0.00	0.00	954.40	0.00	0.00
143	11/14/2012	P	0.00	262.07	0.00	701.83	0.00	0.00	0.00	0.00	954.40	0.00	0.00
144	11/20/2012	P	0.00	43.93	0.00	701.83	0.00	0.00	0.00	0.00	954.40	0.00	0.00
145	11/20/2012	P	0.00	262.07	0.00	701.83	0.00	0.00	0.00	0.00	954.40	0.00	0.00
146	11/27/2012	P	0.00	43.94	0.00	701.83	0.00	0.00	0.00	0.00	954.40	0.00	0.00
147	11/27/2012	P	0.00	262.07	0.00	701.83	0.00	0.00	0.00	0.00	954.40	0.00	0.00
148	11/30/2012	M	0.00	0.00	43.86	745.69	0.00	0.00	0.00	13.60	968.00	0.00	0.00
149	12/01/2012	O	1360.00	0.00	0.00	745.69	0.00	0.00	0.00	0.00	968.00	0.00	0.00
150	12/04/2012	P	0.00	43.94	0.00	745.69	0.00	0.00	0.00	0.00	968.00	0.00	0.00
151	12/04/2012	P	0.00	262.07	0.00	745.69	0.00	0.00	0.00	0.00	968.00	0.00	0.00
152	12/11/2012	P	0.00	262.07	0.00	745.69	0.00	0.00	0.00	0.00	968.00	0.00	0.00

Event Date	Event Type	Current Amount Due	NCP Paid	Unadjudicated (On UA)		Unadjudicated (On AA)		Adjudicated Interest		Unadjudicated Penalty		Adjudicated Penalty		
				Adjust Amount	Running Balance	Adjust Amount	Running Balance	Adjust Amount	Running Balance	Adjust Amount	Running Balance	Adjust Amount	Running Balance	
153	12/11/2012	P	0.00	43.93	0.00	745.69	0.00	0.00	0.00	0.00	0.00	968.00	0.00	153
154	12/18/2012	P	0.00	43.93	0.00	745.69	0.00	0.00	0.00	0.00	0.00	968.00	0.00	154
155	12/18/2012	P	0.00	262.07	0.00	745.69	0.00	0.00	0.00	0.00	0.00	968.00	0.00	155
156	12/26/2012	P	0.00	43.94	0.00	745.69	0.00	0.00	0.00	0.00	0.00	968.00	0.00	156
157	12/26/2012	P	0.00	262.07	0.00	745.69	0.00	0.00	0.00	0.00	0.00	968.00	0.00	157
158	12/31/2012	M	0.00	0.00	44.45	790.14	0.00	0.00	0.00	0.00	13.60	981.60	0.00	158
159	01/01/2013	O	1360.00	0.00	0.00	790.14	0.00	0.00	0.00	0.00	0.00	981.60	0.00	159
160	01/02/2013	P	0.00	43.94	0.00	790.14	0.00	0.00	0.00	0.00	0.00	981.60	0.00	160
161	01/02/2013	P	0.00	262.07	0.00	790.14	0.00	0.00	0.00	0.00	0.00	981.60	0.00	161
162	01/08/2013	P	0.00	43.93	0.00	790.14	0.00	0.00	0.00	0.00	0.00	981.60	0.00	162
163	01/08/2013	P	0.00	262.07	0.00	790.14	0.00	0.00	0.00	0.00	0.00	981.60	0.00	163
164	01/15/2013	P	0.00	262.07	0.00	790.14	0.00	0.00	0.00	0.00	0.00	981.60	0.00	164
165	01/15/2013	P	0.00	43.93	0.00	790.14	0.00	0.00	0.00	0.00	0.00	981.60	0.00	165
166	01/29/2013	P	0.00	262.07	0.00	790.14	0.00	0.00	0.00	0.00	0.00	981.60	0.00	166
167	01/29/2013	P	0.00	43.94	0.00	790.14	0.00	0.00	0.00	0.00	0.00	981.60	0.00	167
168	01/31/2013	M	0.00	0.00	45.05	835.19	0.00	0.00	0.00	0.00	13.60	995.20	0.00	168
169	02/01/2013	O	1360.00	0.00	0.00	835.19	0.00	0.00	0.00	0.00	0.00	995.20	0.00	169
170	02/05/2013	P	0.00	43.94	0.00	835.19	0.00	0.00	0.00	0.00	0.00	995.20	0.00	170
171	02/05/2013	P	0.00	262.07	0.00	835.19	0.00	0.00	0.00	0.00	0.00	995.20	0.00	171
172	02/12/2013	P	0.00	43.93	0.00	835.19	0.00	0.00	0.00	0.00	0.00	995.20	0.00	172
173	02/12/2013	P	0.00	262.07	0.00	835.19	0.00	0.00	0.00	0.00	0.00	995.20	0.00	173
174	02/20/2013	P	0.00	43.93	0.00	835.19	0.00	0.00	0.00	0.00	0.00	995.20	0.00	174
175	02/20/2013	P	0.00	288.28	0.00	835.19	0.00	0.00	0.00	0.00	0.00	995.20	0.00	175
176	02/26/2013	P	0.00	288.28	0.00	835.19	0.00	0.00	0.00	0.00	0.00	995.20	0.00	176
177	02/26/2013	P	0.00	43.93	0.00	835.19	0.00	0.00	0.00	0.00	0.00	995.20	0.00	177
178	02/28/2013	M	0.00	0.00	45.41	880.60	0.00	0.00	0.00	0.00	8.36	1003.56	0.00	178
179	03/01/2013	O	1360.00	0.00	0.00	880.60	0.00	0.00	0.00	0.00	0.00	1003.56	0.00	179
180	03/05/2013	P	0.00	43.94	0.00	880.60	0.00	0.00	0.00	0.00	0.00	1003.56	0.00	180
181	03/05/2013	P	0.00	288.27	0.00	880.60	0.00	0.00	0.00	0.00	0.00	1003.56	0.00	181
182	03/12/2013	P	0.00	43.94	0.00	880.60	0.00	0.00	0.00	0.00	0.00	1003.56	0.00	182
183	03/12/2013	P	0.00	288.27	0.00	880.60	0.00	0.00	0.00	0.00	0.00	1003.56	0.00	183
184	03/19/2013	P	0.00	43.94	0.00	880.60	0.00	0.00	0.00	0.00	0.00	1003.56	0.00	184
185	03/19/2013	P	0.00	288.27	0.00	880.60	0.00	0.00	0.00	0.00	0.00	1003.56	0.00	185

Event Date	Event Type	Current Amount Due	NCP Paid	Unadjudicated Interest (On UA)		Unadjudicated Interest (On AA)		Adjudicated Interest		Unadjudicated Penalty		Adjudicated Penalty			
				Adjust Amount	Running Balance	Adjust Amount	Running Balance	Adjust Amount	Running Balance	Adjust Amount	Running Balance	Adjust Amount	Running Balance		
186	03/26/2013	P	0.00	43.94	0.00	880.60	0.00	0.00	0.00	0.00	0.00	1003.56	0.00	0.00	186
187	03/26/2013	P	0.00	288.75	0.00	880.60	0.00	0.00	0.00	0.00	0.00	1003.56	0.00	0.00	187
188	03/31/2013	M	0.00	0.00	45.55	926.15	0.00	0.00	0.00	3.07	1006.63	0.00	0.00	0.00	188
189	04/01/2013	O	1360.00	0.00	0.00	926.15	0.00	0.00	0.00	0.00	1006.63	0.00	0.00	0.00	189
190	04/02/2013	P	0.00	288.27	0.00	926.15	0.00	0.00	0.00	0.00	1006.63	0.00	0.00	0.00	190
191	04/02/2013	P	0.00	43.94	0.00	926.15	0.00	0.00	0.00	0.00	1006.63	0.00	0.00	0.00	191
192	04/08/2013	P	0.00	43.94	0.00	926.15	0.00	0.00	0.00	0.00	1006.63	0.00	0.00	0.00	192
193	04/08/2013	P	0.00	288.27	0.00	926.15	0.00	0.00	0.00	0.00	1006.63	0.00	0.00	0.00	193
194	04/15/2013	P	0.00	43.04	0.00	926.15	0.00	0.00	0.00	0.00	1006.63	0.00	0.00	0.00	194
195	04/15/2013	P	0.00	282.42	0.00	926.15	0.00	0.00	0.00	0.00	1006.63	0.00	0.00	0.00	195
196	04/22/2013	P	0.00	43.94	0.00	926.15	0.00	0.00	0.00	0.00	1006.63	0.00	0.00	0.00	196
197	04/22/2013	P	0.00	288.27	0.00	926.15	0.00	0.00	0.00	0.00	1006.63	0.00	0.00	0.00	197
198	04/29/2013	P	0.00	50.65	0.00	926.15	0.00	0.00	0.00	0.00	1006.63	0.00	0.00	0.00	198
199	04/29/2013	P	0.00	325.57	0.00	926.15	0.00	0.00	0.00	0.00	1006.63	0.00	0.00	0.00	199
200	04/30/2013	M	0.00	0.00	44.07	970.22	0.00	0.00	0.00	0.00	1006.63	0.00	0.00	0.00	200
201	05/01/2013	O	1360.00	0.00	0.00	970.22	0.00	0.00	0.00	0.00	1006.63	0.00	0.00	0.00	201
202	05/06/2013	P	0.00	288.27	0.00	970.22	0.00	0.00	0.00	0.00	1006.63	0.00	0.00	0.00	202
203	05/06/2013	P	0.00	43.94	0.00	970.22	0.00	0.00	0.00	0.00	1006.63	0.00	0.00	0.00	203
204	05/13/2013	P	0.00	43.94	0.00	970.22	0.00	0.00	0.00	0.00	1006.63	0.00	0.00	0.00	204
205	05/13/2013	P	0.00	288.27	0.00	970.22	0.00	0.00	0.00	0.00	1006.63	0.00	0.00	0.00	205
206	05/20/2013	P	0.00	43.94	0.00	970.22	0.00	0.00	0.00	0.00	1006.63	0.00	0.00	0.00	206
207	05/20/2013	P	0.00	288.27	0.00	970.22	0.00	0.00	0.00	0.00	1006.63	0.00	0.00	0.00	207
208	05/28/2013	P	0.00	43.94	0.00	970.22	0.00	0.00	0.00	0.00	1006.63	0.00	0.00	0.00	208
209	05/28/2013	P	0.00	288.75	0.00	970.22	0.00	0.00	0.00	0.00	1006.63	0.00	0.00	0.00	209
210	05/31/2013	M	0.00	0.00	44.20	1014.42	0.00	0.00	0.00	3.07	1009.70	0.00	0.00	0.00	210
211	06/01/2013	O	1360.00	0.00	0.00	1014.42	0.00	0.00	0.00	0.00	1009.70	0.00	0.00	0.00	211
212	06/03/2013	P	0.00	43.94	0.00	1014.42	0.00	0.00	0.00	0.00	1009.70	0.00	0.00	0.00	212
213	06/03/2013	P	0.00	288.27	0.00	1014.42	0.00	0.00	0.00	0.00	1009.70	0.00	0.00	0.00	213
214	06/10/2013	P	0.00	43.94	0.00	1014.42	0.00	0.00	0.00	0.00	1009.70	0.00	0.00	0.00	214
215	06/10/2013	P	0.00	288.27	0.00	1014.42	0.00	0.00	0.00	0.00	1009.70	0.00	0.00	0.00	215
216	06/17/2013	P	0.00	43.94	0.00	1014.42	0.00	0.00	0.00	0.00	1009.70	0.00	0.00	0.00	216
217	06/17/2013	P	0.00	288.27	0.00	1014.42	0.00	0.00	0.00	0.00	1009.70	0.00	0.00	0.00	217
218	06/24/2013	P	0.00	39.98	0.00	1014.42	0.00	0.00	0.00	0.00	1009.70	0.00	0.00	0.00	218

Event Date	Event Type	Current Amount Due	NCP Paid	Unjudicated (On UA)		Unjudicated (On AA)		Adjudicated Interest		Unjudicated Penalty		Adjudicated Penalty			
				Adjust Amount	Running Balance	Adjust Amount	Running Balance	Adjust Amount	Running Balance	Adjust Amount	Running Balance	Adjust Amount	Running Balance		
219	06/24/2013	P	0.00	262.31	0.00	1014.42	0.00	0.00	0.00	0.00	0.00	1009.70	0.00	0.00	219
220	06/30/2013	M	0.00	0.00	44.47	1058.89	0.00	0.00	0.00	6.11	1015.81	0.00	0.00	0.00	220
221	07/01/2013	O	1360.00	0.00	0.00	1058.89	0.00	0.00	0.00	0.00	1015.81	0.00	0.00	0.00	221
222	07/01/2013	P	0.00	43.71	0.00	1058.89	0.00	0.00	0.00	0.00	1015.81	0.00	0.00	0.00	222
223	07/01/2013	P	0.00	286.80	0.00	1058.89	0.00	0.00	0.00	0.00	1015.81	0.00	0.00	0.00	223
224	07/09/2013	P	0.00	43.94	0.00	1058.89	0.00	0.00	0.00	0.00	1015.81	0.00	0.00	0.00	224
225	07/09/2013	P	0.00	288.28	0.00	1058.89	0.00	0.00	0.00	0.00	1015.81	0.00	0.00	0.00	225
226	07/15/2013	P	0.00	43.93	0.00	1058.89	0.00	0.00	0.00	0.00	1015.81	0.00	0.00	0.00	226
227	07/15/2013	P	0.00	288.28	0.00	1058.89	0.00	0.00	0.00	0.00	1015.81	0.00	0.00	0.00	227
228	07/22/2013	P	0.00	43.93	0.00	1058.89	0.00	0.00	0.00	0.00	1015.81	0.00	0.00	0.00	228
229	07/22/2013	P	0.00	288.47	0.00	1058.89	0.00	0.00	0.00	0.00	1015.81	0.00	0.00	0.00	229
230	07/29/2013	P	0.00	51.30	0.00	1058.89	0.00	0.00	0.00	0.00	1015.81	0.00	0.00	0.00	230
231	07/29/2013	P	0.00	325.06	0.00	1058.89	0.00	0.00	0.00	0.00	1015.81	0.00	0.00	0.00	231
232	07/31/2013	M	0.00	0.00	42.97	1101.86	0.00	0.00	0.00	0.00	1015.81	0.00	0.00	0.00	232
233	08/01/2013	O	1360.00	0.00	0.00	1101.86	0.00	0.00	0.00	0.00	1015.81	0.00	0.00	0.00	233
234	08/05/2013	P	0.00	43.71	0.00	1101.86	0.00	0.00	0.00	0.00	1015.81	0.00	0.00	0.00	234
235	08/05/2013	P	0.00	286.80	0.00	1101.86	0.00	0.00	0.00	0.00	1015.81	0.00	0.00	0.00	235
236	08/12/2013	P	0.00	43.94	0.00	1101.86	0.00	0.00	0.00	0.00	1015.81	0.00	0.00	0.00	236
237	08/12/2013	P	0.00	288.28	0.00	1101.86	0.00	0.00	0.00	0.00	1015.81	0.00	0.00	0.00	237
238	08/19/2013	P	0.00	43.93	0.00	1101.86	0.00	0.00	0.00	0.00	1015.81	0.00	0.00	0.00	238
239	08/19/2013	P	0.00	288.28	0.00	1101.86	0.00	0.00	0.00	0.00	1015.81	0.00	0.00	0.00	239
240	08/26/2013	P	0.00	43.93	0.00	1101.86	0.00	0.00	0.00	0.00	1015.81	0.00	0.00	0.00	240
241	08/26/2013	P	0.00	288.47	0.00	1101.86	0.00	0.00	0.00	0.00	1015.81	0.00	0.00	0.00	241
242	08/31/2013	M	0.00	0.00	43.11	1144.97	0.00	0.00	0.00	3.27	1019.08	0.00	0.00	0.00	242
243	09/01/2013	O	1360.00	0.00	0.00	1144.97	0.00	0.00	0.00	0.00	1019.08	0.00	0.00	0.00	243
244	09/03/2013	P	0.00	43.94	0.00	1144.97	0.00	0.00	0.00	0.00	1019.08	0.00	0.00	0.00	244
245	09/03/2013	P	0.00	288.27	0.00	1144.97	0.00	0.00	0.00	0.00	1019.08	0.00	0.00	0.00	245
246	09/09/2013	P	0.00	43.94	0.00	1144.97	0.00	0.00	0.00	0.00	1019.08	0.00	0.00	0.00	246
247	09/09/2013	P	0.00	288.27	0.00	1144.97	0.00	0.00	0.00	0.00	1019.08	0.00	0.00	0.00	247
248	09/16/2013	P	0.00	43.94	0.00	1144.97	0.00	0.00	0.00	0.00	1019.08	0.00	0.00	0.00	248
249	09/16/2013	P	0.00	288.27	0.00	1144.97	0.00	0.00	0.00	0.00	1019.08	0.00	0.00	0.00	249
250	09/23/2013	P	0.00	43.94	0.00	1144.97	0.00	0.00	0.00	0.00	1019.08	0.00	0.00	0.00	250
251	09/23/2013	P	0.00	288.75	0.00	1144.97	0.00	0.00	0.00	0.00	1019.08	0.00	0.00	0.00	251

Event Date	Event Type	Current Amount Due	NCP Paid	Unadjudicated Interest (On UA)		Unadjudicated Interest (On AA)		Adjudicated Interest		Unadjudicated Penalty		Adjudicated Penalty		
				Adjust Amount	Running Balance	Adjust Amount	Running Balance	Adjust Amount	Running Balance	Adjust Amount	Running Balance	Adjust Amount	Running Balance	
252	09/30/2013	P	0.00	51.30	0.00	1144.97	0.00	0.00	0.00	0.00	1019.08	0.00	0.00	252
253	09/30/2013	P	0.00	324.79	0.00	1144.97	0.00	0.00	0.00	0.00	1019.08	0.00	0.00	253
254	09/30/2013	M	0.00	0.00	41.60	1186.57	0.00	0.00	0.00	0.00	1019.08	0.00	0.00	254
255	10/01/2013	O	1360.00	0.00	0.00	1186.57	0.00	0.00	0.00	0.00	1019.08	0.00	0.00	255
256	10/07/2013	P	0.00	43.94	0.00	1186.57	0.00	0.00	0.00	0.00	1019.08	0.00	0.00	256
257	10/07/2013	P	0.00	288.27	0.00	1186.57	0.00	0.00	0.00	0.00	1019.08	0.00	0.00	257
258	10/14/2013	P	0.00	43.94	0.00	1186.57	0.00	0.00	0.00	0.00	1019.08	0.00	0.00	258
259	10/14/2013	P	0.00	288.27	0.00	1186.57	0.00	0.00	0.00	0.00	1019.08	0.00	0.00	259
260	10/21/2013	P	0.00	43.94	0.00	1186.57	0.00	0.00	0.00	0.00	1019.08	0.00	0.00	260
261	10/21/2013	P	0.00	288.27	0.00	1186.57	0.00	0.00	0.00	0.00	1019.08	0.00	0.00	261
262	10/28/2013	P	0.00	43.94	0.00	1186.57	0.00	0.00	0.00	0.00	1019.08	0.00	0.00	262
263	10/28/2013	P	0.00	288.75	0.00	1186.57	0.00	0.00	0.00	0.00	1019.08	0.00	0.00	263
264	10/31/2013	M	0.00	0.00	41.73	1228.30	0.00	0.00	0.00	3.07	1022.15	0.00	0.00	264
265	11/01/2013	O	1360.00	0.00	0.00	1228.30	0.00	0.00	0.00	0.00	1022.15	0.00	0.00	265
266	11/04/2013	P	0.00	41.40	0.00	1228.30	0.00	0.00	0.00	0.00	1022.15	0.00	0.00	266
267	11/04/2013	P	0.00	271.64	0.00	1228.30	0.00	0.00	0.00	0.00	1022.15	0.00	0.00	267
268	11/12/2013	P	0.00	42.05	0.00	1228.30	0.00	0.00	0.00	0.00	1022.15	0.00	0.00	268
269	11/12/2013	P	0.00	275.89	0.00	1228.30	0.00	0.00	0.00	0.00	1022.15	0.00	0.00	269
270	11/19/2013	P	0.00	43.93	0.00	1228.30	0.00	0.00	0.00	0.00	1022.15	0.00	0.00	270
271	11/19/2013	P	0.00	288.28	0.00	1228.30	0.00	0.00	0.00	0.00	1022.15	0.00	0.00	271
272	11/25/2013	P	0.00	43.73	0.00	1228.30	0.00	0.00	0.00	0.00	1022.15	0.00	0.00	272
273	11/25/2013	P	0.00	286.95	0.00	1228.30	0.00	0.00	0.00	0.00	1022.15	0.00	0.00	273
274	11/30/2013	M	0.00	0.00	42.02	1270.32	0.00	0.00	0.00	6.61	1028.76	0.00	0.00	274
275	12/01/2013	O	1360.00	0.00	0.00	1270.32	0.00	0.00	0.00	0.00	1028.76	0.00	0.00	275
276	12/03/2013	P	0.00	43.94	0.00	1270.32	0.00	0.00	0.00	0.00	1028.76	0.00	0.00	276
277	12/03/2013	P	0.00	288.27	0.00	1270.32	0.00	0.00	0.00	0.00	1028.76	0.00	0.00	277
278	12/09/2013	P	0.00	43.94	0.00	1270.32	0.00	0.00	0.00	0.00	1028.76	0.00	0.00	278
279	12/09/2013	P	0.00	288.27	0.00	1270.32	0.00	0.00	0.00	0.00	1028.76	0.00	0.00	279
280	12/16/2013	P	0.00	43.94	0.00	1270.32	0.00	0.00	0.00	0.00	1028.76	0.00	0.00	280
281	12/16/2013	P	0.00	288.27	0.00	1270.32	0.00	0.00	0.00	0.00	1028.76	0.00	0.00	281
282	12/23/2013	P	0.00	43.94	0.00	1270.32	0.00	0.00	0.00	0.00	1028.76	0.00	0.00	282
283	12/23/2013	P	0.00	288.75	0.00	1270.32	0.00	0.00	0.00	0.00	1028.76	0.00	0.00	283
284	12/30/2013	P	0.00	51.30	0.00	1270.32	0.00	0.00	0.00	0.00	1028.76	0.00	0.00	284

Event Date	Event Type	Current Amount Due	NCP Paid	Unadjudicated		Unadjudicated		Adjudicated		Unadjudicated		Adjudicated		
				Interest Amount	Running Balance	Interest Amount	Running Balance	Interest Amount	Running Balance	Penalty Amount	Running Balance	Interest Amount	Running Balance	
285	12/30/2013	P	0.00	324.49	0.00	1270.32	0.00	0.00	0.00	0.00	1028.76	0.00	0.00	285
286	12/31/2013	M	0.00	0.00	40.51	1310.83	0.00	0.00	0.00	0.00	1028.76	0.00	0.00	286
287	01/01/2014	O	1360.00	0.00	0.00	1310.83	0.00	0.00	0.00	0.00	1028.76	0.00	0.00	287
288	01/06/2014	P	0.00	40.14	0.00	1310.83	0.00	0.00	0.00	0.00	1028.76	0.00	0.00	288
289	01/06/2014	P	0.00	263.41	0.00	1310.83	0.00	0.00	0.00	0.00	1028.76	0.00	0.00	289
290	01/21/2014	P	0.00	43.93	0.00	1310.83	0.00	0.00	0.00	0.00	1028.76	0.00	0.00	290
291	01/21/2014	P	0.00	288.28	0.00	1310.83	0.00	0.00	0.00	0.00	1028.76	0.00	0.00	291
292	01/27/2014	P	0.00	43.93	0.00	1310.83	0.00	0.00	0.00	0.00	1028.76	0.00	0.00	292
293	01/27/2014	P	0.00	288.28	0.00	1310.83	0.00	0.00	0.00	0.00	1028.76	0.00	0.00	293
294	01/31/2014	M	0.00	0.00	42.23	1353.06	0.00	0.00	0.00	0.00	1067.96	0.00	0.00	294
295	02/01/2014	O	1360.00	0.00	0.00	1353.06	0.00	0.00	0.00	0.00	1067.96	0.00	0.00	295
296	02/03/2014	P	0.00	43.41	0.00	1353.06	0.00	0.00	0.00	0.00	1067.96	0.00	0.00	296
297	02/03/2014	P	0.00	284.82	0.00	1353.06	0.00	0.00	0.00	0.00	1067.96	0.00	0.00	297
298	02/10/2014	P	0.00	43.94	0.00	1353.06	0.00	0.00	0.00	0.00	1067.96	0.00	0.00	298
299	02/10/2014	P	0.00	288.28	0.00	1353.06	0.00	0.00	0.00	0.00	1067.96	0.00	0.00	299
300	02/18/2014	P	0.00	43.93	0.00	1353.06	0.00	0.00	0.00	0.00	1067.96	0.00	0.00	300
301	02/18/2014	P	0.00	288.28	0.00	1353.06	0.00	0.00	0.00	0.00	1067.96	0.00	0.00	301
302	02/24/2014	P	0.00	43.93	0.00	1353.06	0.00	0.00	0.00	0.00	1067.96	0.00	0.00	302
303	02/24/2014	P	0.00	288.28	0.00	1353.06	0.00	0.00	0.00	0.00	1067.96	0.00	0.00	303
304	02/28/2014	M	0.00	0.00	42.38	1395.44	0.00	0.00	0.00	0.00	1071.47	0.00	0.00	304
305	03/01/2014	O	1360.00	0.00	0.00	1395.44	0.00	0.00	0.00	0.00	1071.47	0.00	0.00	305
306	03/03/2014	P	0.00	43.94	0.00	1395.44	0.00	0.00	0.00	0.00	1071.47	0.00	0.00	306
307	03/03/2014	P	0.00	288.27	0.00	1395.44	0.00	0.00	0.00	0.00	1071.47	0.00	0.00	307
308	03/10/2014	P	0.00	30.75	0.00	1395.44	0.00	0.00	0.00	0.00	1071.47	0.00	0.00	308
309	03/10/2014	P	0.00	201.77	0.00	1395.44	0.00	0.00	0.00	0.00	1071.47	0.00	0.00	309
310	03/17/2014	P	0.00	43.94	0.00	1395.44	0.00	0.00	0.00	0.00	1071.47	0.00	0.00	310
311	03/17/2014	P	0.00	288.27	0.00	1395.44	0.00	0.00	0.00	0.00	1071.47	0.00	0.00	311
312	03/24/2014	P	0.00	43.94	0.00	1395.44	0.00	0.00	0.00	0.00	1071.47	0.00	0.00	312
313	03/24/2014	P	0.00	288.27	0.00	1395.44	0.00	0.00	0.00	0.00	1071.47	0.00	0.00	313
314	03/31/2014	P	0.00	43.94	0.00	1395.44	0.00	0.00	0.00	0.00	1071.47	0.00	0.00	314
315	03/31/2014	P	0.00	320.29	0.00	1395.44	0.00	0.00	0.00	0.00	1071.47	0.00	0.00	315
316	03/31/2014	M	0.00	0.00	41.36	1436.80	0.00	0.00	0.00	0.00	1071.47	0.00	0.00	316
317	04/01/2014	O	1360.00	0.00	0.00	1436.80	0.00	0.00	0.00	0.00	1071.47	0.00	0.00	317

Event Date	Event Type	Current Amount Due	NCP Paid	Unadjudicated Interest (On UA)		Unadjudicated Interest (On AA)		Adjudicated Interest		Unadjudicated Penalty		Adjudicated Penalty		
				Adjust Amount	Running Balance	Adjust Amount	Running Balance	Adjust Amount	Running Balance	Adjust Amount	Running Balance	Adjust Amount	Running Balance	
318	04/07/2014	P	0.00	43.94	0.00	1436.80	0.00	0.00	0.00	0.00	1071.47	0.00	0.00	318
319	04/07/2014	P	0.00	288.27	0.00	1436.80	0.00	0.00	0.00	0.00	1071.47	0.00	0.00	319
320	04/14/2014	P	0.00	43.94	0.00	1436.80	0.00	0.00	0.00	0.00	1071.47	0.00	0.00	320
321	04/14/2014	P	0.00	288.27	0.00	1436.80	0.00	0.00	0.00	0.00	1071.47	0.00	0.00	321
322	04/21/2014	P	0.00	43.94	0.00	1436.80	0.00	0.00	0.00	0.00	1071.47	0.00	0.00	322
323	04/21/2014	P	0.00	288.27	0.00	1436.80	0.00	0.00	0.00	0.00	1071.47	0.00	0.00	323
324	04/29/2014	P	0.00	43.94	0.00	1436.80	0.00	0.00	0.00	0.00	1071.47	0.00	0.00	324
325	04/29/2014	P	0.00	288.75	0.00	1436.80	0.00	0.00	0.00	0.00	1071.47	0.00	0.00	325
326	04/30/2014	M	0.00	0.00	41.49	1478.29	0.00	0.00	0.00	3.07	1074.54	0.00	0.00	326
327	05/01/2014	O	1360.00	0.00	0.00	1478.29	0.00	0.00	0.00	0.00	1074.54	0.00	0.00	327
328	05/05/2014	P	0.00	43.94	0.00	1478.29	0.00	0.00	0.00	0.00	1074.54	0.00	0.00	328
329	05/05/2014	P	0.00	288.27	0.00	1478.29	0.00	0.00	0.00	0.00	1074.54	0.00	0.00	329
330	05/12/2014	P	0.00	43.94	0.00	1478.29	0.00	0.00	0.00	0.00	1074.54	0.00	0.00	330
331	05/12/2014	P	0.00	288.27	0.00	1478.29	0.00	0.00	0.00	0.00	1074.54	0.00	0.00	331
332	05/19/2014	P	0.00	43.94	0.00	1478.29	0.00	0.00	0.00	0.00	1074.54	0.00	0.00	332
333	05/19/2014	P	0.00	288.27	0.00	1478.29	0.00	0.00	0.00	0.00	1074.54	0.00	0.00	333
334	05/27/2014	P	0.00	23.42	0.00	1478.29	0.00	0.00	0.00	0.00	1074.54	0.00	0.00	334
335	05/27/2014	P	0.00	153.64	0.00	1478.29	0.00	0.00	0.00	0.00	1074.54	0.00	0.00	335
336	05/31/2014	M	0.00	0.00	42.31	1520.60	0.00	0.00	0.00	18.63	1093.17	0.00	0.00	336
337	06/01/2014	O	1360.00	0.00	0.00	1520.60	0.00	0.00	0.00	0.00	1093.17	0.00	0.00	337
338	06/02/2014	P	0.00	43.94	0.00	1520.60	0.00	0.00	0.00	0.00	1093.17	0.00	0.00	338
339	06/02/2014	P	0.00	288.27	0.00	1520.60	0.00	0.00	0.00	0.00	1093.17	0.00	0.00	339
340	06/09/2014	P	0.00	43.94	0.00	1520.60	0.00	0.00	0.00	0.00	1093.17	0.00	0.00	340
341	06/09/2014	P	0.00	288.27	0.00	1520.60	0.00	0.00	0.00	0.00	1093.17	0.00	0.00	341
342	06/16/2014	P	0.00	43.94	0.00	1520.60	0.00	0.00	0.00	0.00	1093.17	0.00	0.00	342
343	06/16/2014	P	0.00	288.27	0.00	1520.60	0.00	0.00	0.00	0.00	1093.17	0.00	0.00	343
344	06/23/2014	P	0.00	43.94	0.00	1520.60	0.00	0.00	0.00	0.00	1093.17	0.00	0.00	344
345	06/23/2014	P	0.00	288.75	0.00	1520.60	0.00	0.00	0.00	0.00	1093.17	0.00	0.00	345
346	06/30/2014	P	0.00	51.04	0.00	1520.60	0.00	0.00	0.00	0.00	1093.17	0.00	0.00	346
347	06/30/2014	P	0.00	320.74	0.00	1520.60	0.00	0.00	0.00	0.00	1093.17	0.00	0.00	347
348	06/30/2014	M	0.00	0.00	40.82	1561.42	0.00	0.00	0.00	0.00	1093.17	0.00	0.00	348
349	07/01/2014	O	1360.00	0.00	0.00	1561.42	0.00	0.00	0.00	0.00	1093.17	0.00	0.00	349
350	07/08/2014	P	0.00	43.94	0.00	1561.42	0.00	0.00	0.00	0.00	1093.17	0.00	0.00	350

Event Date	Event Type	Current Amount Due	NCP Paid	Unadjudicated (On UA)		Unadjudicated (On AA)		Adjudicated Interest		Unadjudicated Penalty		Adjudicated Penalty		
				Adjust Amount	Running Balance	Adjust Amount	Running Balance	Adjust Amount	Running Balance	Adjust Amount	Running Balance	Adjust Amount	Running Balance	
351 07/08/2014	P	0.00	288.27	0.00	1561.42	0.00	0.00	0.00	0.00	0.00	1093.17	0.00	0.00	351
352 07/11/2014	P	0.00	43.94	0.00	1561.42	0.00	0.00	0.00	0.00	0.00	1093.17	0.00	0.00	352
353 07/11/2014	P	0.00	288.27	0.00	1561.42	0.00	0.00	0.00	0.00	0.00	1093.17	0.00	0.00	353
354 07/21/2014	P	0.00	43.94	0.00	1561.42	0.00	0.00	0.00	0.00	0.00	1093.17	0.00	0.00	354
355 07/21/2014	P	0.00	288.27	0.00	1561.42	0.00	0.00	0.00	0.00	0.00	1093.17	0.00	0.00	355
356 07/28/2014	P	0.00	43.94	0.00	1561.42	0.00	0.00	0.00	0.00	0.00	1093.17	0.00	0.00	356
357 07/28/2014	P	0.00	288.75	0.00	1561.42	0.00	0.00	0.00	0.00	0.00	1093.17	0.00	0.00	357
358 07/31/2014	M	0.00	0.00	40.95	1602.37	0.00	0.00	0.00	0.00	3.07	1096.24	0.00	0.00	358
359 08/01/2014	O	1360.00	0.00	0.00	1602.37	0.00	0.00	0.00	0.00	0.00	1096.24	0.00	0.00	359
360 08/04/2014	P	0.00	43.94	0.00	1602.37	0.00	0.00	0.00	0.00	0.00	1096.24	0.00	0.00	360
361 08/04/2014	P	0.00	288.27	0.00	1602.37	0.00	0.00	0.00	0.00	0.00	1096.24	0.00	0.00	361
362 08/11/2014	P	0.00	43.94	0.00	1602.37	0.00	0.00	0.00	0.00	0.00	1096.24	0.00	0.00	362
363 08/11/2014	P	0.00	288.27	0.00	1602.37	0.00	0.00	0.00	0.00	0.00	1096.24	0.00	0.00	363
364 08/18/2014	P	0.00	43.94	0.00	1602.37	0.00	0.00	0.00	0.00	0.00	1096.24	0.00	0.00	364
365 08/18/2014	P	0.00	288.27	0.00	1602.37	0.00	0.00	0.00	0.00	0.00	1096.24	0.00	0.00	365
366 08/25/2014	P	0.00	43.94	0.00	1602.37	0.00	0.00	0.00	0.00	0.00	1096.24	0.00	0.00	366
367 08/25/2014	P	0.00	288.75	0.00	1602.37	0.00	0.00	0.00	0.00	0.00	1096.24	0.00	0.00	367
368 08/31/2014	M	0.00	0.00	41.08	1643.45	0.00	0.00	0.00	0.00	3.07	1099.31	0.00	0.00	368
369 09/01/2014	O	1360.00	0.00	0.00	1643.45	0.00	0.00	0.00	0.00	0.00	1099.31	0.00	0.00	369
370 09/02/2014	P	0.00	43.94	0.00	1643.45	0.00	0.00	0.00	0.00	0.00	1099.31	0.00	0.00	370
371 09/02/2014	P	0.00	288.27	0.00	1643.45	0.00	0.00	0.00	0.00	0.00	1099.31	0.00	0.00	371
372 09/08/2014	P	0.00	43.94	0.00	1643.45	0.00	0.00	0.00	0.00	0.00	1099.31	0.00	0.00	372
373 09/08/2014	P	0.00	288.27	0.00	1643.45	0.00	0.00	0.00	0.00	0.00	1099.31	0.00	0.00	373
374 09/15/2014	P	0.00	43.94	0.00	1643.45	0.00	0.00	0.00	0.00	0.00	1099.31	0.00	0.00	374
375 09/15/2014	P	0.00	288.27	0.00	1643.45	0.00	0.00	0.00	0.00	0.00	1099.31	0.00	0.00	375
376 09/22/2014	P	0.00	43.94	0.00	1643.45	0.00	0.00	0.00	0.00	0.00	1099.31	0.00	0.00	376
377 09/22/2014	P	0.00	288.75	0.00	1643.45	0.00	0.00	0.00	0.00	0.00	1099.31	0.00	0.00	377
378 09/29/2014	P	0.00	51.30	0.00	1643.45	0.00	0.00	0.00	0.00	0.00	1099.31	0.00	0.00	378
379 09/29/2014	P	0.00	322.10	0.00	1643.45	0.00	0.00	0.00	0.00	0.00	1099.31	0.00	0.00	379
380 09/30/2014	M	0.00	0.00	39.58	1683.03	0.00	0.00	0.00	0.00	0.00	1099.31	0.00	0.00	380
381 10/01/2014	O	1360.00	0.00	0.00	1683.03	0.00	0.00	0.00	0.00	0.00	1099.31	0.00	0.00	381
382 10/06/2014	P	0.00	43.94	0.00	1683.03	0.00	0.00	0.00	0.00	0.00	1099.31	0.00	0.00	382
383 10/06/2014	P	0.00	288.27	0.00	1683.03	0.00	0.00	0.00	0.00	0.00	1099.31	0.00	0.00	383

Event Date	Event Type	Current Amount Due	NCP Paid	Unadjudicated Interest (On UA)		Unadjudicated Interest (On AA)		Adjudicated Interest		Unadjudicated Penalty		Adjudicated Penalty			
				Adjust Amount	Running Balance	Adjust Amount	Running Balance	Adjust Amount	Running Balance	Adjust Amount	Running Balance	Adjust Amount	Running Balance		
384	10/13/2014	P	0.00	43.94	0.00	1683.03	0.00	0.00	0.00	0.00	0.00	1099.31	0.00	0.00	384
385	10/13/2014	P	0.00	288.27	0.00	1683.03	0.00	0.00	0.00	0.00	0.00	1099.31	0.00	0.00	385
386	10/20/2014	P	0.00	43.94	0.00	1683.03	0.00	0.00	0.00	0.00	0.00	1099.31	0.00	0.00	386
387	10/20/2014	P	0.00	288.27	0.00	1683.03	0.00	0.00	0.00	0.00	0.00	1099.31	0.00	0.00	387
388	10/27/2014	P	0.00	38.31	0.00	1683.03	0.00	0.00	0.00	0.00	0.00	1099.31	0.00	0.00	388
389	10/27/2014	P	0.00	251.34	0.00	1683.03	0.00	0.00	0.00	0.00	0.00	1099.31	0.00	0.00	389
390	10/31/2014	M	0.00	0.00	39.91	1722.94	0.00	0.00	0.00	0.00	7.37	1106.68	0.00	0.00	390
391	11/01/2014	O	1360.00	0.00	0.00	1722.94	0.00	0.00	0.00	0.00	0.00	1106.68	0.00	0.00	391
392	11/03/2014	P	0.00	43.94	0.00	1722.94	0.00	0.00	0.00	0.00	0.00	1106.68	0.00	0.00	392
393	11/03/2014	P	0.00	288.27	0.00	1722.94	0.00	0.00	0.00	0.00	0.00	1106.68	0.00	0.00	393
394	11/10/2014	P	0.00	43.94	0.00	1722.94	0.00	0.00	0.00	0.00	0.00	1106.68	0.00	0.00	394
395	11/10/2014	P	0.00	288.27	0.00	1722.94	0.00	0.00	0.00	0.00	0.00	1106.68	0.00	0.00	395
396	11/17/2014	P	0.00	43.94	0.00	1722.94	0.00	0.00	0.00	0.00	0.00	1106.68	0.00	0.00	396
397	11/17/2014	P	0.00	288.27	0.00	1722.94	0.00	0.00	0.00	0.00	0.00	1106.68	0.00	0.00	397
398	11/24/2014	P	0.00	43.94	0.00	1722.94	0.00	0.00	0.00	0.00	0.00	1106.68	0.00	0.00	398
399	11/24/2014	P	0.00	288.75	0.00	1722.94	0.00	0.00	0.00	0.00	0.00	1106.68	0.00	0.00	399
400	11/30/2014	M	0.00	0.00	40.04	1762.98	0.00	0.00	0.00	0.00	3.07	1109.75	0.00	0.00	400
401	12/01/2014	O	1360.00	0.00	0.00	1762.98	0.00	0.00	0.00	0.00	0.00	1109.75	0.00	0.00	401
402	12/02/2014	P	0.00	43.94	0.00	1762.98	0.00	0.00	0.00	0.00	0.00	1109.75	0.00	0.00	402
403	12/02/2014	P	0.00	288.27	0.00	1762.98	0.00	0.00	0.00	0.00	0.00	1109.75	0.00	0.00	403
404	12/08/2014	P	0.00	43.94	0.00	1762.98	0.00	0.00	0.00	0.00	0.00	1109.75	0.00	0.00	404
405	12/08/2014	P	0.00	288.27	0.00	1762.98	0.00	0.00	0.00	0.00	0.00	1109.75	0.00	0.00	405
406	12/15/2014	P	0.00	43.94	0.00	1762.98	0.00	0.00	0.00	0.00	0.00	1109.75	0.00	0.00	406
407	12/15/2014	P	0.00	288.27	0.00	1762.98	0.00	0.00	0.00	0.00	0.00	1109.75	0.00	0.00	407
408	12/22/2014	P	0.00	43.94	0.00	1762.98	0.00	0.00	0.00	0.00	0.00	1109.75	0.00	0.00	408
409	12/22/2014	P	0.00	288.75	0.00	1762.98	0.00	0.00	0.00	0.00	0.00	1109.75	0.00	0.00	409
410	12/30/2014	P	0.00	51.30	0.00	1762.98	0.00	0.00	0.00	0.00	0.00	1109.75	0.00	0.00	410
411	12/30/2014	P	0.00	321.71	0.00	1762.98	0.00	0.00	0.00	0.00	0.00	1109.75	0.00	0.00	411
412	12/31/2014	M	0.00	0.00	38.54	1801.52	0.00	0.00	0.00	0.00	0.00	1109.75	0.00	0.00	412
413	01/01/2015	O	1360.00	0.00	0.00	1801.52	0.00	0.00	0.00	0.00	0.00	1109.75	0.00	0.00	413
414	01/06/2015	P	0.00	43.94	0.00	1801.52	0.00	0.00	0.00	0.00	0.00	1109.75	0.00	0.00	414
415	01/06/2015	P	0.00	288.27	0.00	1801.52	0.00	0.00	0.00	0.00	0.00	1109.75	0.00	0.00	415
416	01/12/2015	P	0.00	35.75	0.00	1801.52	0.00	0.00	0.00	0.00	0.00	1109.75	0.00	0.00	416

Event Date	Event Type	Current Amount Due	NCP Paid	Unadjudicated Interest (On UA)		Unadjudicated Interest (On AA)		Adjudicated Interest		Unadjudicated Penalty		Adjudicated Penalty		
				Adjust Amount	Running Balance	Adjust Amount	Running Balance	Adjust Amount	Running Balance	Adjust Amount	Running Balance	Adjust Amount	Running Balance	
417	01/12/2015	P	0.00	234.53	0.00	1801.52	0.00	0.00	0.00	0.00	1109.75	0.00	0.00	417
418	01/20/2015	P	0.00	43.94	0.00	1801.52	0.00	0.00	0.00	0.00	1109.75	0.00	0.00	418
419	01/20/2015	P	0.00	288.27	0.00	1801.52	0.00	0.00	0.00	0.00	1109.75	0.00	0.00	419
420	01/26/2015	P	0.00	288.27	0.00	1801.52	0.00	0.00	0.00	0.00	1109.75	0.00	0.00	420
421	01/26/2015	P	0.00	43.94	0.00	1801.52	0.00	0.00	0.00	0.00	1109.75	0.00	0.00	421
422	01/31/2015	M	0.00	0.00	38.95	1840.47	0.00	0.00	0.00	9.31	1119.06	0.00	0.00	422
423	02/01/2015	O	1360.00	0.00	0.00	1840.47	0.00	0.00	0.00	0.00	1119.06	0.00	0.00	423
424	02/02/2015	P	0.00	43.94	0.00	1840.47	0.00	0.00	0.00	0.00	1119.06	0.00	0.00	424
425	02/02/2015	P	0.00	288.27	0.00	1840.47	0.00	0.00	0.00	0.00	1119.06	0.00	0.00	425
426	02/09/2015	P	0.00	43.94	0.00	1840.47	0.00	0.00	0.00	0.00	1119.06	0.00	0.00	426
427	02/09/2015	P	0.00	288.27	0.00	1840.47	0.00	0.00	0.00	0.00	1119.06	0.00	0.00	427
428	02/16/2015	P	0.00	43.94	0.00	1840.47	0.00	0.00	0.00	0.00	1119.06	0.00	0.00	428
429	02/16/2015	P	0.00	288.27	0.00	1840.47	0.00	0.00	0.00	0.00	1119.06	0.00	0.00	429
430	02/23/2015	P	0.00	43.94	0.00	1840.47	0.00	0.00	0.00	0.00	1119.06	0.00	0.00	430
431	02/23/2015	P	0.00	288.75	0.00	1840.47	0.00	0.00	0.00	0.00	1119.06	0.00	0.00	431
432	02/28/2015	M	0.00	0.00	39.09	1879.56	0.00	0.00	0.00	3.07	1122.13	0.00	0.00	432
433	03/01/2015	O	1360.00	0.00	0.00	1879.56	0.00	0.00	0.00	0.00	1122.13	0.00	0.00	433
434	03/02/2015	P	0.00	43.94	0.00	1879.56	0.00	0.00	0.00	0.00	1122.13	0.00	0.00	434
435	03/02/2015	P	0.00	288.27	0.00	1879.56	0.00	0.00	0.00	0.00	1122.13	0.00	0.00	435
436	03/09/2015	P	0.00	43.94	0.00	1879.56	0.00	0.00	0.00	0.00	1122.13	0.00	0.00	436
437	03/09/2015	P	0.00	288.27	0.00	1879.56	0.00	0.00	0.00	0.00	1122.13	0.00	0.00	437
438	03/16/2015	P	0.00	43.94	0.00	1879.56	0.00	0.00	0.00	0.00	1122.13	0.00	0.00	438
439	03/16/2015	P	0.00	288.27	0.00	1879.56	0.00	0.00	0.00	0.00	1122.13	0.00	0.00	439
440	03/23/2015	P	0.00	43.94	0.00	1879.56	0.00	0.00	0.00	0.00	1122.13	0.00	0.00	440
441	03/23/2015	P	0.00	288.75	0.00	1879.56	0.00	0.00	0.00	0.00	1122.13	0.00	0.00	441
442	03/30/2015	P	0.00	51.30	0.00	1879.56	0.00	0.00	0.00	0.00	1122.13	0.00	0.00	442
443	03/30/2015	P	0.00	321.23	0.00	1879.56	0.00	0.00	0.00	0.00	1122.13	0.00	0.00	443
444	03/31/2015	M	0.00	0.00	37.59	1917.15	0.00	0.00	0.00	0.00	1122.13	0.00	0.00	444
445	04/01/2015	O	1360.00	0.00	0.00	1917.15	0.00	0.00	0.00	0.00	1122.13	0.00	0.00	445
446	04/06/2015	P	0.00	43.94	0.00	1917.15	0.00	0.00	0.00	0.00	1122.13	0.00	0.00	446
447	04/06/2015	P	0.00	288.27	0.00	1917.15	0.00	0.00	0.00	0.00	1122.13	0.00	0.00	447
448	04/13/2015	P	0.00	43.94	0.00	1917.15	0.00	0.00	0.00	0.00	1122.13	0.00	0.00	448
449	04/13/2015	P	0.00	288.27	0.00	1917.15	0.00	0.00	0.00	0.00	1122.13	0.00	0.00	449

Event Date	Event Type	Current Amount Due	NCP Paid	Unadjudicated Interest (On UA)		Unadjudicated Interest (On AA)		Adjudicated Interest		Unadjudicated Penalty		Adjudicated Penalty			
				Adjust Amount	Running Balance	Adjust Amount	Running Balance	Adjust Amount	Running Balance	Adjust Amount	Running Balance	Adjust Amount	Running Balance		
450	04/20/2015	P	0.00	43.94	0.00	1917.15	0.00	0.00	0.00	0.00	0.00	1122.13	0.00	0.00	450
451	04/20/2015	P	0.00	288.27	0.00	1917.15	0.00	0.00	0.00	0.00	0.00	1122.13	0.00	0.00	451
452	04/27/2015	P	0.00	43.94	0.00	1917.15	0.00	0.00	0.00	0.00	0.00	1122.13	0.00	0.00	452
453	04/27/2015	P	0.00	288.75	0.00	1917.15	0.00	0.00	0.00	0.00	0.00	1122.13	0.00	0.00	453
454	04/30/2015	M	0.00	0.00	37.72	1954.87	0.00	0.00	0.00	3.07	1125.20	0.00	0.00	0.00	454
455	05/01/2015	O	1360.00	0.00	0.00	1954.87	0.00	0.00	0.00	0.00	1125.20	0.00	0.00	0.00	455
456	05/04/2015	P	0.00	43.94	0.00	1954.87	0.00	0.00	0.00	0.00	1125.20	0.00	0.00	0.00	456
457	05/04/2015	P	0.00	288.27	0.00	1954.87	0.00	0.00	0.00	0.00	1125.20	0.00	0.00	0.00	457
458	05/11/2015	P	0.00	43.94	0.00	1954.87	0.00	0.00	0.00	0.00	1125.20	0.00	0.00	0.00	458
459	05/11/2015	P	0.00	288.27	0.00	1954.87	0.00	0.00	0.00	0.00	1125.20	0.00	0.00	0.00	459
460	05/18/2015	P	0.00	43.94	0.00	1954.87	0.00	0.00	0.00	0.00	1125.20	0.00	0.00	0.00	460
461	05/18/2015	P	0.00	288.27	0.00	1954.87	0.00	0.00	0.00	0.00	1125.20	0.00	0.00	0.00	461
462	05/26/2015	P	0.00	43.94	0.00	1954.87	0.00	0.00	0.00	0.00	1125.20	0.00	0.00	0.00	462
463	05/26/2015	P	0.00	288.75	0.00	1954.87	0.00	0.00	0.00	0.00	1125.20	0.00	0.00	0.00	463
464	05/31/2015	M	0.00	0.00	37.86	1992.73	0.00	0.00	0.00	3.07	1128.27	0.00	0.00	0.00	464
465	06/01/2015	O	1360.00	0.00	0.00	1992.73	0.00	0.00	0.00	0.00	1128.27	0.00	0.00	0.00	465
466	06/01/2015	P	0.00	43.94	0.00	1992.73	0.00	0.00	0.00	0.00	1128.27	0.00	0.00	0.00	466
467	06/01/2015	P	0.00	288.27	0.00	1992.73	0.00	0.00	0.00	0.00	1128.27	0.00	0.00	0.00	467
468	06/08/2015	P	0.00	43.94	0.00	1992.73	0.00	0.00	0.00	0.00	1128.27	0.00	0.00	0.00	468
469	06/08/2015	P	0.00	288.27	0.00	1992.73	0.00	0.00	0.00	0.00	1128.27	0.00	0.00	0.00	469
470	06/15/2015	P	0.00	43.94	0.00	1992.73	0.00	0.00	0.00	0.00	1128.27	0.00	0.00	0.00	470
471	06/15/2015	P	0.00	288.27	0.00	1992.73	0.00	0.00	0.00	0.00	1128.27	0.00	0.00	0.00	471
472	06/22/2015	P	0.00	43.94	0.00	1992.73	0.00	0.00	0.00	0.00	1128.27	0.00	0.00	0.00	472
473	06/22/2015	P	0.00	288.75	0.00	1992.73	0.00	0.00	0.00	0.00	1128.27	0.00	0.00	0.00	473
474	06/29/2015	P	0.00	320.92	0.00	1992.73	0.00	0.00	0.00	0.00	1128.27	0.00	0.00	0.00	474
475	06/29/2015	P	0.00	51.30	0.00	1992.73	0.00	0.00	0.00	0.00	1128.27	0.00	0.00	0.00	475
476	06/30/2015	M	0.00	0.00	36.36	2029.09	0.00	0.00	0.00	0.00	1128.27	0.00	0.00	0.00	476
477	07/01/2015	O	1360.00	0.00	0.00	2029.09	0.00	0.00	0.00	0.00	1128.27	0.00	0.00	0.00	477
478	07/06/2015	P	0.00	43.94	0.00	2029.09	0.00	0.00	0.00	0.00	1128.27	0.00	0.00	0.00	478
479	07/06/2015	P	0.00	288.27	0.00	2029.09	0.00	0.00	0.00	0.00	1128.27	0.00	0.00	0.00	479
480	07/10/2015	P	0.00	43.94	0.00	2029.09	0.00	0.00	0.00	0.00	1128.27	0.00	0.00	0.00	480
481	07/10/2015	P	0.00	288.27	0.00	2029.09	0.00	0.00	0.00	0.00	1128.27	0.00	0.00	0.00	481
482	07/20/2015	P	0.00	43.94	0.00	2029.09	0.00	0.00	0.00	0.00	1128.27	0.00	0.00	0.00	482

Event Date	Event Type	Current Amount Due	NCP Paid	Unadjudicated Interest (On UA)		Unadjudicated Interest (On AA)		Adjudicated Interest		Unadjudicated Penalty		Adjudicated Penalty			
				Adjust Amount	Running Balance	Adjust Amount	Running Balance	Adjust Amount	Running Balance	Adjust Amount	Running Balance	Adjust Amount	Running Balance		
483	07/20/2015	P	0.00	288.27	0.00	2029.09	0.00	0.00	0.00	0.00	0.00	1128.27	0.00	0.00	483
484	07/27/2015	P	0.00	43.94	0.00	2029.09	0.00	0.00	0.00	0.00	0.00	1128.27	0.00	0.00	484
485	07/27/2015	P	0.00	288.75	0.00	2029.09	0.00	0.00	0.00	0.00	0.00	1128.27	0.00	0.00	485
486	07/31/2015	M	0.00	0.00	36.50	2065.59	0.00	0.00	0.00	0.00	0.00	1131.34	0.00	0.00	486
487	08/01/2015	O	1360.00	0.00	0.00	2065.59	0.00	0.00	0.00	0.00	0.00	1131.34	0.00	0.00	487
488	08/03/2015	P	0.00	43.94	0.00	2065.59	0.00	0.00	0.00	0.00	0.00	1131.34	0.00	0.00	488
489	08/03/2015	P	0.00	288.27	0.00	2065.59	0.00	0.00	0.00	0.00	0.00	1131.34	0.00	0.00	489
490	08/10/2015	P	0.00	43.94	0.00	2065.59	0.00	0.00	0.00	0.00	0.00	1131.34	0.00	0.00	490
491	08/10/2015	P	0.00	288.27	0.00	2065.59	0.00	0.00	0.00	0.00	0.00	1131.34	0.00	0.00	491
492	08/17/2015	P	0.00	13.87	0.00	2065.59	0.00	0.00	0.00	0.00	0.00	1131.34	0.00	0.00	492
493	08/17/2015	P	0.00	90.95	0.00	2065.59	0.00	0.00	0.00	0.00	0.00	1131.34	0.00	0.00	493
494	08/24/2015	P	0.00	43.94	0.00	2065.59	0.00	0.00	0.00	0.00	0.00	1131.34	0.00	0.00	494
495	08/24/2015	P	0.00	288.27	0.00	2065.59	0.00	0.00	0.00	0.00	0.00	1131.34	0.00	0.00	495
496	08/31/2015	P	0.00	43.94	0.00	2065.59	0.00	0.00	0.00	0.00	0.00	1131.34	0.00	0.00	496
497	08/31/2015	P	0.00	306.32	0.00	2065.59	0.00	0.00	0.00	0.00	0.00	1131.34	0.00	0.00	497
498	08/31/2015	M	0.00	0.00	36.10	2101.69	0.00	0.00	0.00	0.00	0.00	1131.34	0.00	0.00	498
499	09/01/2015	O	1360.00	0.00	0.00	2101.69	0.00	0.00	0.00	0.00	0.00	1131.34	0.00	0.00	499
500	09/07/2015	P	0.00	43.94	0.00	2101.69	0.00	0.00	0.00	0.00	0.00	1131.34	0.00	0.00	500
501	09/07/2015	P	0.00	288.27	0.00	2101.69	0.00	0.00	0.00	0.00	0.00	1131.34	0.00	0.00	501
502	09/16/2015	P	0.00	43.94	0.00	2101.69	0.00	0.00	0.00	0.00	0.00	1131.34	0.00	0.00	502
503	09/16/2015	P	0.00	288.27	0.00	2101.69	0.00	0.00	0.00	0.00	0.00	1131.34	0.00	0.00	503
504	09/21/2015	P	0.00	43.94	0.00	2101.69	0.00	0.00	0.00	0.00	0.00	1131.34	0.00	0.00	504
505	09/21/2015	P	0.00	288.27	0.00	2101.69	0.00	0.00	0.00	0.00	0.00	1131.34	0.00	0.00	505
506	09/28/2015	P	0.00	43.94	0.00	2101.69	0.00	0.00	0.00	0.00	0.00	1131.34	0.00	0.00	506
507	09/28/2015	P	0.00	288.75	0.00	2101.69	0.00	0.00	0.00	0.00	0.00	1131.34	0.00	0.00	507
508	09/30/2015	M	0.00	0.00	36.23	2137.92	0.00	0.00	0.00	0.00	0.00	1134.41	0.00	0.00	508
509	10/01/2015	O	1360.00	0.00	0.00	2137.92	0.00	0.00	0.00	0.00	0.00	1134.41	0.00	0.00	509
510	10/05/2015	P	0.00	43.94	0.00	2137.92	0.00	0.00	0.00	0.00	0.00	1134.41	0.00	0.00	510
511	10/05/2015	P	0.00	288.27	0.00	2137.92	0.00	0.00	0.00	0.00	0.00	1134.41	0.00	0.00	511
512	10/12/2015	P	0.00	43.94	0.00	2137.92	0.00	0.00	0.00	0.00	0.00	1134.41	0.00	0.00	512
513	10/12/2015	P	0.00	288.27	0.00	2137.92	0.00	0.00	0.00	0.00	0.00	1134.41	0.00	0.00	513
514	10/18/2015	P	0.00	43.94	0.00	2137.92	0.00	0.00	0.00	0.00	0.00	1134.41	0.00	0.00	514
515	10/18/2015	P	0.00	288.27	0.00	2137.92	0.00	0.00	0.00	0.00	0.00	1134.41	0.00	0.00	515

Event Date	Event Type	Current Amount Due	NCP Paid	Unadjudicated Interest (On UA)		Unadjudicated Interest (On AA)		Adjudicated Interest		Unadjudicated Penalty		Adjudicated Penalty		
				Adjust Amount	Running Balance	Adjust Amount	Running Balance	Adjust Amount	Running Balance	Adjust Amount	Running Balance	Adjust Amount	Running Balance	
516	10/25/2015	P	0.00	43.94	0.00	2137.92	0.00	0.00	0.00	0.00	1134.41	0.00	0.00	516
517	10/25/2015	P	0.00	288.75	0.00	2137.92	0.00	0.00	0.00	0.00	1134.41	0.00	0.00	517
518	10/31/2015	M	0.00	0.00	36.37	2174.29	0.00	0.00	0.00	3.07	1137.48	0.00	0.00	518
519	11/01/2015	O	1360.00	0.00	0.00	2174.29	0.00	0.00	0.00	0.00	1137.48	0.00	0.00	519
520	11/01/2015	P	0.00	43.94	0.00	2174.29	0.00	0.00	0.00	0.00	1137.48	0.00	0.00	520
521	11/01/2015	P	0.00	288.27	0.00	2174.29	0.00	0.00	0.00	0.00	1137.48	0.00	0.00	521
522	11/09/2015	P	0.00	43.94	0.00	2174.29	0.00	0.00	0.00	0.00	1137.48	0.00	0.00	522
523	11/09/2015	P	0.00	288.27	0.00	2174.29	0.00	0.00	0.00	0.00	1137.48	0.00	0.00	523
524	11/16/2015	P	0.00	288.27	0.00	2174.29	0.00	0.00	0.00	0.00	1137.48	0.00	0.00	524
525	11/16/2015	P	0.00	43.94	0.00	2174.29	0.00	0.00	0.00	0.00	1137.48	0.00	0.00	525
526	11/23/2015	P	0.00	43.94	0.00	2174.29	0.00	0.00	0.00	0.00	1137.48	0.00	0.00	526
527	11/23/2015	P	0.00	288.75	0.00	2174.29	0.00	0.00	0.00	0.00	1137.48	0.00	0.00	527
528	11/30/2015	M	0.00	0.00	36.50	2210.79	0.00	0.00	0.00	3.07	1140.55	0.00	0.00	528
529	12/01/2015	O	1360.00	0.00	0.00	2210.79	0.00	0.00	0.00	0.00	1140.55	0.00	0.00	529
530	12/01/2015	P	0.00	43.94	0.00	2210.79	0.00	0.00	0.00	0.00	1140.55	0.00	0.00	530
531	12/01/2015	P	0.00	288.27	0.00	2210.79	0.00	0.00	0.00	0.00	1140.55	0.00	0.00	531
532	12/06/2015	P	0.00	43.94	0.00	2210.79	0.00	0.00	0.00	0.00	1140.55	0.00	0.00	532
533	12/06/2015	P	0.00	288.27	0.00	2210.79	0.00	0.00	0.00	0.00	1140.55	0.00	0.00	533
534	12/14/2015	P	0.00	43.94	0.00	2210.79	0.00	0.00	0.00	0.00	1140.55	0.00	0.00	534
535	12/14/2015	P	0.00	288.27	0.00	2210.79	0.00	0.00	0.00	0.00	1140.55	0.00	0.00	535
536	12/21/2015	P	0.00	288.75	0.00	2210.79	0.00	0.00	0.00	0.00	1140.55	0.00	0.00	536
537	12/21/2015	P	0.00	43.94	0.00	2210.79	0.00	0.00	0.00	0.00	1140.55	0.00	0.00	537
538	12/29/2015	P	0.00	51.30	0.00	2210.79	0.00	0.00	0.00	0.00	1140.55	0.00	0.00	538
539	12/29/2015	P	0.00	320.25	0.00	2210.79	0.00	0.00	0.00	0.00	1140.55	0.00	0.00	539
540	12/31/2015	M	0.00	0.00	35.01	2245.80	0.00	0.00	0.00	0.00	1140.55	0.00	0.00	540
541	01/01/2016	O	1360.00	0.00	0.00	2245.80	0.00	0.00	0.00	0.00	1140.55	0.00	0.00	541
542	01/01/2016	P	0.00	43.94	0.00	2245.80	0.00	0.00	0.00	0.00	1140.55	0.00	0.00	542
543	01/01/2016	P	0.00	288.27	0.00	2245.80	0.00	0.00	0.00	0.00	1140.55	0.00	0.00	543
544	01/08/2016	P	0.00	43.71	0.00	2245.80	0.00	0.00	0.00	0.00	1140.55	0.00	0.00	544
545	01/08/2016	P	0.00	286.80	0.00	2245.80	0.00	0.00	0.00	0.00	1140.55	0.00	0.00	545
546	01/18/2016	P	0.00	43.94	0.00	2245.80	0.00	0.00	0.00	0.00	1140.55	0.00	0.00	546
547	01/18/2016	P	0.00	288.28	0.00	2245.80	0.00	0.00	0.00	0.00	1140.55	0.00	0.00	547
548	01/23/2016	P	0.00	43.93	0.00	2245.80	0.00	0.00	0.00	0.00	1140.55	0.00	0.00	548

Event Date	Event Type	Current Amount Due	NCP Paid	Unadjudicated Interest (On UA)		Unadjudicated Interest (On AA)		Adjudicated Interest		Unadjudicated Penalty		Adjudicated Penalty	
				Adjust Amount	Running Balance	Adjust Amount	Running Balance	Adjust Amount	Running Balance	Adjust Amount	Running Balance	Adjust Amount	Running Balance
549 01/23/2016	P	0.00	288.47	0.00	2245.80	0.00	0.00	0.00	0.00	0.00	0.00	0.00	0.00
550 01/31/2016	M	0.00	0.00	36.82	2282.62	0.00	0.00	0.00	0.00	3.27	1143.82	0.00	0.00
551 02/01/2016	O	1360.00	0.00	0.00	2282.62	0.00	0.00	0.00	0.00	0.00	1143.82	0.00	0.00
552 02/01/2016	P	0.00	43.94	0.00	2282.62	0.00	0.00	0.00	0.00	0.00	1143.82	0.00	0.00
553 02/01/2016	P	0.00	288.27	0.00	2282.62	0.00	0.00	0.00	0.00	0.00	1143.82	0.00	0.00
554 02/08/2016	P	0.00	43.94	0.00	2282.62	0.00	0.00	0.00	0.00	0.00	1143.82	0.00	0.00
555 02/08/2016	P	0.00	288.27	0.00	2282.62	0.00	0.00	0.00	0.00	0.00	1143.82	0.00	0.00
556 02/15/2016	P	0.00	43.94	0.00	2282.62	0.00	0.00	0.00	0.00	0.00	1143.82	0.00	0.00
557 02/15/2016	P	0.00	288.27	0.00	2282.62	0.00	0.00	0.00	0.00	0.00	1143.82	0.00	0.00
558 02/22/2016	P	0.00	43.94	0.00	2282.62	0.00	0.00	0.00	0.00	0.00	1143.82	0.00	0.00
559 02/22/2016	P	0.00	288.75	0.00	2282.62	0.00	0.00	0.00	0.00	0.00	1143.82	0.00	0.00
560 02/29/2016	P	0.00	51.30	0.00	2282.62	0.00	0.00	0.00	0.00	0.00	1143.82	0.00	0.00
561 02/29/2016	P	0.00	319.89	0.00	2282.62	0.00	0.00	0.00	0.00	0.00	1143.82	0.00	0.00
562 02/29/2016	M	0.00	0.00	35.26	2317.88	0.00	0.00	0.00	0.00	0.00	1143.82	0.00	0.00
563 03/01/2016	O	1360.00	0.00	0.00	2317.88	0.00	0.00	0.00	0.00	0.00	1143.82	0.00	0.00
564 03/06/2016	P	0.00	288.27	0.00	2317.88	0.00	0.00	0.00	0.00	0.00	1143.82	0.00	0.00
565 03/06/2016	P	0.00	43.94	0.00	2317.88	0.00	0.00	0.00	0.00	0.00	1143.82	0.00	0.00
566 03/14/2016	P	0.00	43.94	0.00	2317.88	0.00	0.00	0.00	0.00	0.00	1143.82	0.00	0.00
567 03/14/2016	P	0.00	288.27	0.00	2317.88	0.00	0.00	0.00	0.00	0.00	1143.82	0.00	0.00
568 03/21/2016	P	0.00	43.94	0.00	2317.88	0.00	0.00	0.00	0.00	0.00	1143.82	0.00	0.00
569 03/21/2016	P	0.00	288.27	0.00	2317.88	0.00	0.00	0.00	0.00	0.00	1143.82	0.00	0.00
570 03/28/2016	P	0.00	43.94	0.00	2317.88	0.00	0.00	0.00	0.00	0.00	1143.82	0.00	0.00
571 03/28/2016	P	0.00	288.75	0.00	2317.88	0.00	0.00	0.00	0.00	0.00	1143.82	0.00	0.00
572 03/31/2016	M	0.00	0.00	35.40	2353.28	0.00	0.00	0.00	0.00	3.07	1146.89	0.00	0.00
573 04/01/2016	O	1360.00	0.00	0.00	2353.28	0.00	0.00	0.00	0.00	0.00	1146.89	0.00	0.00
574 04/04/2016	P	0.00	43.94	0.00	2353.28	0.00	0.00	0.00	0.00	0.00	1146.89	0.00	0.00
575 04/04/2016	P	0.00	288.27	0.00	2353.28	0.00	0.00	0.00	0.00	0.00	1146.89	0.00	0.00
576 04/11/2016	P	0.00	288.27	0.00	2353.28	0.00	0.00	0.00	0.00	0.00	1146.89	0.00	0.00
577 04/11/2016	P	0.00	43.94	0.00	2353.28	0.00	0.00	0.00	0.00	0.00	1146.89	0.00	0.00
578 04/18/2016	P	0.00	43.94	0.00	2353.28	0.00	0.00	0.00	0.00	0.00	1146.89	0.00	0.00
579 04/18/2016	P	0.00	288.27	0.00	2353.28	0.00	0.00	0.00	0.00	0.00	1146.89	0.00	0.00
580 04/25/2016	P	0.00	43.94	0.00	2353.28	0.00	0.00	0.00	0.00	0.00	1146.89	0.00	0.00
581 04/25/2016	P	0.00	288.75	0.00	2353.28	0.00	0.00	0.00	0.00	0.00	1146.89	0.00	0.00

Event Date	Event Type	Current Amount Due	NCP Paid	Unadjudicated Interest (On UA)		Unadjudicated Interest (On AA)		Adjudicated Interest		Unadjudicated Penalty		Adjudicated Penalty	
				Adjust Amount	Running Balance	Adjust Amount	Running Balance	Adjust Amount	Running Balance	Adjust Amount	Running Balance	Adjust Amount	Running Balance
582	04/30/2016	M	0.00	0.00	2388.83	0.00	0.00	0.00	0.00	3.07	1149.96	0.00	0.00
583	05/01/2016	O	1360.00	0.00	2388.83	0.00	0.00	0.00	0.00	0.00	1149.96	0.00	0.00
584	05/02/2016	P	0.00	43.94	2388.83	0.00	0.00	0.00	0.00	0.00	1149.96	0.00	0.00
585	05/02/2016	P	0.00	288.27	2388.83	0.00	0.00	0.00	0.00	0.00	1149.96	0.00	0.00
586	05/09/2016	P	0.00	43.94	2388.83	0.00	0.00	0.00	0.00	0.00	1149.96	0.00	0.00
587	05/09/2016	P	0.00	288.27	2388.83	0.00	0.00	0.00	0.00	0.00	1149.96	0.00	0.00
588	05/16/2016	P	0.00	43.71	2388.83	0.00	0.00	0.00	0.00	0.00	1149.96	0.00	0.00
589	05/16/2016	P	0.00	286.80	2388.83	0.00	0.00	0.00	0.00	0.00	1149.96	0.00	0.00
590	05/23/2016	P	0.00	43.94	2388.83	0.00	0.00	0.00	0.00	0.00	1149.96	0.00	0.00
591	05/23/2016	P	0.00	288.47	2388.83	0.00	0.00	0.00	0.00	0.00	1149.96	0.00	0.00
592	05/31/2016	P	0.00	51.30	2388.83	0.00	0.00	0.00	0.00	0.00	1149.96	0.00	0.00
593	05/31/2016	P	0.00	319.60	2388.83	0.00	0.00	0.00	0.00	0.00	1149.96	0.00	0.00
594	05/31/2016	M	0.00	0.00	2422.83	0.00	0.00	0.00	0.00	0.00	1149.96	0.00	0.00
595	06/01/2016	O	1360.00	0.00	2422.83	0.00	0.00	0.00	0.00	0.00	1149.96	0.00	0.00
596	06/06/2016	P	0.00	43.94	2422.83	0.00	0.00	0.00	0.00	0.00	1149.96	0.00	0.00
597	06/06/2016	P	0.00	288.27	2422.83	0.00	0.00	0.00	0.00	0.00	1149.96	0.00	0.00
598	06/13/2016	P	0.00	37.86	2422.83	0.00	0.00	0.00	0.00	0.00	1149.96	0.00	0.00
599	06/13/2016	P	0.00	248.41	2422.83	0.00	0.00	0.00	0.00	0.00	1149.96	0.00	0.00
600	06/20/2016	P	0.00	43.94	2422.83	0.00	0.00	0.00	0.00	0.00	1149.96	0.00	0.00
601	06/20/2016	P	0.00	288.27	2422.83	0.00	0.00	0.00	0.00	0.00	1149.96	0.00	0.00
602	06/30/2016	M	0.00	0.00	2458.70	0.00	0.00	0.00	0.00	40.93	1190.89	0.00	0.00
603	07/01/2016	O	1360.00	0.00	2458.70	0.00	0.00	0.00	0.00	0.00	1190.89	0.00	0.00
604	07/05/2016	P	0.00	288.27	2458.70	0.00	0.00	0.00	0.00	0.00	1190.89	0.00	0.00
605	07/05/2016	P	0.00	43.94	2458.70	0.00	0.00	0.00	0.00	0.00	1190.89	0.00	0.00
606	07/11/2016	P	0.00	43.94	2458.70	0.00	0.00	0.00	0.00	0.00	1190.89	0.00	0.00
607	07/11/2016	P	0.00	288.27	2458.70	0.00	0.00	0.00	0.00	0.00	1190.89	0.00	0.00
608	07/18/2016	P	0.00	43.94	2458.70	0.00	0.00	0.00	0.00	0.00	1190.89	0.00	0.00
609	07/18/2016	P	0.00	288.27	2458.70	0.00	0.00	0.00	0.00	0.00	1190.89	0.00	0.00
610	07/25/2016	P	0.00	288.75	2458.70	0.00	0.00	0.00	0.00	0.00	1190.89	0.00	0.00
611	07/25/2016	P	0.00	43.94	2458.70	0.00	0.00	0.00	0.00	0.00	1190.89	0.00	0.00
612	07/31/2016	M	0.00	0.00	2494.71	0.00	0.00	0.00	0.00	3.07	1193.96	0.00	0.00
613	08/01/2016	O	1360.00	0.00	2494.71	0.00	0.00	0.00	0.00	0.00	1193.96	0.00	0.00
614	08/08/2016	P	0.00	43.94	2494.71	0.00	0.00	0.00	0.00	0.00	1193.96	0.00	0.00

Event Date	Event Type	Current Amount Due	NCP Paid	Unadjudicated Interest (On UA)		Unadjudicated Interest (On AA)		Adjudicated Interest		Unadjudicated Penalty		Adjudicated Penalty			
				Adjust Amount	Running Balance	Adjust Amount	Running Balance	Adjust Amount	Running Balance	Adjust Amount	Running Balance	Adjust Amount	Running Balance		
615	08/08/2016	P	0.00	288.27	0.00	2494.71	0.00	0.00	0.00	0.00	0.00	1193.96	0.00	0.00	615
616	08/15/2016	P	0.00	43.94	0.00	2494.71	0.00	0.00	0.00	0.00	0.00	1193.96	0.00	0.00	616
617	08/15/2016	P	0.00	288.27	0.00	2494.71	0.00	0.00	0.00	0.00	0.00	1193.96	0.00	0.00	617
618	08/22/2016	P	0.00	43.94	0.00	2494.71	0.00	0.00	0.00	0.00	0.00	1193.96	0.00	0.00	618
619	08/22/2016	P	0.00	288.27	0.00	2494.71	0.00	0.00	0.00	0.00	0.00	1193.96	0.00	0.00	619
620	08/29/2016	P	0.00	43.94	0.00	2494.71	0.00	0.00	0.00	0.00	0.00	1193.96	0.00	0.00	620
621	08/29/2016	P	0.00	288.75	0.00	2494.71	0.00	0.00	0.00	0.00	0.00	1193.96	0.00	0.00	621
622	08/31/2016	M	0.00	0.00	36.15	2530.86	0.00	0.00	0.00	0.00	3.07	1197.03	0.00	0.00	622
623	09/01/2016	O	1360.00	0.00	0.00	2530.86	0.00	0.00	0.00	0.00	0.00	1197.03	0.00	0.00	623
624	09/06/2016	P	0.00	43.94	0.00	2530.86	0.00	0.00	0.00	0.00	0.00	1197.03	0.00	0.00	624
625	09/06/2016	P	0.00	288.27	0.00	2530.86	0.00	0.00	0.00	0.00	0.00	1197.03	0.00	0.00	625
626	09/12/2016	P	0.00	43.94	0.00	2530.86	0.00	0.00	0.00	0.00	0.00	1197.03	0.00	0.00	626
627	09/12/2016	P	0.00	288.27	0.00	2530.86	0.00	0.00	0.00	0.00	0.00	1197.03	0.00	0.00	627
628	09/19/2016	P	0.00	288.27	0.00	2530.86	0.00	0.00	0.00	0.00	0.00	1197.03	0.00	0.00	628
629	09/19/2016	P	0.00	43.94	0.00	2530.86	0.00	0.00	0.00	0.00	0.00	1197.03	0.00	0.00	629
630	09/26/2016	P	0.00	43.94	0.00	2530.86	0.00	0.00	0.00	0.00	0.00	1197.03	0.00	0.00	630
631	09/26/2016	P	0.00	288.75	0.00	2530.86	0.00	0.00	0.00	0.00	0.00	1197.03	0.00	0.00	631
632	09/30/2016	M	0.00	0.00	36.29	2567.15	0.00	0.00	0.00	0.00	3.07	1200.10	0.00	0.00	632
633	10/01/2016	O	1360.00	0.00	0.00	2567.15	0.00	0.00	0.00	0.00	0.00	1200.10	0.00	0.00	633
634	10/03/2016	P	0.00	43.94	0.00	2567.15	0.00	0.00	0.00	0.00	0.00	1200.10	0.00	0.00	634
635	10/03/2016	P	0.00	288.27	0.00	2567.15	0.00	0.00	0.00	0.00	0.00	1200.10	0.00	0.00	635
636	10/10/2016	P	0.00	43.94	0.00	2567.15	0.00	0.00	0.00	0.00	0.00	1200.10	0.00	0.00	636
637	10/10/2016	P	0.00	288.27	0.00	2567.15	0.00	0.00	0.00	0.00	0.00	1200.10	0.00	0.00	637
638	10/17/2016	P	0.00	43.94	0.00	2567.15	0.00	0.00	0.00	0.00	0.00	1200.10	0.00	0.00	638
639	10/17/2016	P	0.00	288.27	0.00	2567.15	0.00	0.00	0.00	0.00	0.00	1200.10	0.00	0.00	639
640	10/24/2016	P	0.00	43.94	0.00	2567.15	0.00	0.00	0.00	0.00	0.00	1200.10	0.00	0.00	640
641	10/24/2016	P	0.00	288.75	0.00	2567.15	0.00	0.00	0.00	0.00	0.00	1200.10	0.00	0.00	641
642	10/31/2016	P	0.00	317.49	0.00	2567.15	0.00	0.00	0.00	0.00	0.00	1200.10	0.00	0.00	642
643	10/31/2016	P	0.00	51.30	0.00	2567.15	0.00	0.00	0.00	0.00	0.00	1200.10	0.00	0.00	643
644	10/31/2016	M	0.00	0.00	34.74	2601.89	0.00	0.00	0.00	0.00	0.00	1200.10	0.00	0.00	644
645	11/01/2016	O	1360.00	0.00	0.00	2601.89	0.00	0.00	0.00	0.00	0.00	1200.10	0.00	0.00	645
646	11/07/2016	P	0.00	43.94	0.00	2601.89	0.00	0.00	0.00	0.00	0.00	1200.10	0.00	0.00	646
647	11/07/2016	P	0.00	288.27	0.00	2601.89	0.00	0.00	0.00	0.00	0.00	1200.10	0.00	0.00	647

Event Date	Event Type	Current Amount Due	NCP Paid	Unadjudicated Interest (On UA)		Unadjudicated Interest (On AA)		Adjudicated Interest		Unadjudicated Penalty		Adjudicated Penalty		
				Adjust Amount	Running Balance	Adjust Amount	Running Balance	Adjust Amount	Running Balance	Adjust Amount	Running Balance	Adjust Amount	Running Balance	
648	11/15/2016	P	0.00	43.94	0.00	2601.89	0.00	0.00	0.00	0.00	1200.10	0.00	0.00	648
649	11/15/2016	P	0.00	288.27	0.00	2601.89	0.00	0.00	0.00	0.00	1200.10	0.00	0.00	649
650	11/18/2016	P	0.00	288.27	0.00	2601.89	0.00	0.00	0.00	0.00	1200.10	0.00	0.00	650
651	11/18/2016	P	0.00	43.94	0.00	2601.89	0.00	0.00	0.00	0.00	1200.10	0.00	0.00	651
652	11/29/2016	P	0.00	43.94	0.00	2601.89	0.00	0.00	0.00	0.00	1200.10	0.00	0.00	652
653	11/29/2016	P	0.00	288.75	0.00	2601.89	0.00	0.00	0.00	0.00	1200.10	0.00	0.00	653
654	11/30/2016	M	0.00	0.00	34.88	2636.77	0.00	0.00	0.00	3.07	1203.17	0.00	0.00	654
655	12/01/2016	O	1360.00	0.00	0.00	2636.77	0.00	0.00	0.00	0.00	1203.17	0.00	0.00	655
656	12/05/2016	P	0.00	43.94	0.00	2636.77	0.00	0.00	0.00	0.00	1203.17	0.00	0.00	656
657	12/05/2016	P	0.00	288.27	0.00	2636.77	0.00	0.00	0.00	0.00	1203.17	0.00	0.00	657
658	12/12/2016	P	0.00	10.59	0.00	2636.77	0.00	0.00	0.00	0.00	1203.17	0.00	0.00	658
659	12/12/2016	P	0.00	1.61	0.00	2636.77	0.00	0.00	0.00	0.00	1203.17	0.00	0.00	659
660	12/19/2016	P	0.00	43.93	0.00	2636.77	0.00	0.00	0.00	0.00	1203.17	0.00	0.00	660
661	12/19/2016	P	0.00	288.28	0.00	2636.77	0.00	0.00	0.00	0.00	1203.17	0.00	0.00	661
662	12/27/2016	P	0.00	43.93	0.00	2636.77	0.00	0.00	0.00	0.00	1203.17	0.00	0.00	662
663	12/27/2016	P	0.00	288.28	0.00	2636.77	0.00	0.00	0.00	0.00	1203.17	0.00	0.00	663
664	12/31/2016	M	0.00	0.00	36.49	2673.26	0.00	0.00	0.00	35.12	1238.29	0.00	0.00	664
665	01/01/2017	O	1360.00	0.00	0.00	2673.26	0.00	0.00	0.00	0.00	1238.29	0.00	0.00	665
666	01/03/2017	P	0.00	43.94	0.00	2673.26	0.00	0.00	0.00	0.00	1238.29	0.00	0.00	666
667	01/03/2017	P	0.00	288.27	0.00	2673.26	0.00	0.00	0.00	0.00	1238.29	0.00	0.00	667
668	01/17/2017	P	0.00	43.94	0.00	2673.26	0.00	0.00	0.00	0.00	1238.29	0.00	0.00	668
669	01/17/2017	P	0.00	288.27	0.00	2673.26	0.00	0.00	0.00	0.00	1238.29	0.00	0.00	669
670	01/23/2017	P	0.00	43.71	0.00	2673.26	0.00	0.00	0.00	0.00	1238.29	0.00	0.00	670
671	01/23/2017	P	0.00	286.80	0.00	2673.26	0.00	0.00	0.00	0.00	1238.29	0.00	0.00	671
672	01/30/2017	P	0.00	43.94	0.00	2673.26	0.00	0.00	0.00	0.00	1238.29	0.00	0.00	672
673	01/30/2017	P	0.00	288.47	0.00	2673.26	0.00	0.00	0.00	0.00	1238.29	0.00	0.00	673
674	01/31/2017	M	0.00	0.00	38.31	2711.57	0.00	0.00	0.00	3.27	1241.56	0.00	0.00	674
675	02/01/2017	O	1360.00	0.00	0.00	2711.57	0.00	0.00	0.00	0.00	1241.56	0.00	0.00	675
676	02/06/2017	P	0.00	43.94	0.00	2711.57	0.00	0.00	0.00	0.00	1241.56	0.00	0.00	676
677	02/06/2017	P	0.00	288.27	0.00	2711.57	0.00	0.00	0.00	0.00	1241.56	0.00	0.00	677
678	02/13/2017	P	0.00	43.94	0.00	2711.57	0.00	0.00	0.00	0.00	1241.56	0.00	0.00	678
679	02/13/2017	P	0.00	288.27	0.00	2711.57	0.00	0.00	0.00	0.00	1241.56	0.00	0.00	679
680	02/21/2017	P	0.00	43.71	0.00	2711.57	0.00	0.00	0.00	0.00	1241.56	0.00	0.00	680

Event Date	Event Type	Current Amount Due	NCP Paid	Unadjudicated Interest (On UA)		Unadjudicated Interest (On AA)		Adjudicated Interest		Unadjudicated Penalty		Adjudicated Penalty		
				Adjust Amount	Running Balance	Adjust Amount	Running Balance	Adjust Amount	Running Balance	Adjust Amount	Running Balance	Adjust Amount	Running Balance	
681	02/21/2017	P	0.00	286.80	0.00	2711.57	0.00	0.00	0.00	0.00	0.00	1241.56	0.00	681
682	02/27/2017	P	0.00	43.71	0.00	2711.57	0.00	0.00	0.00	0.00	0.00	1241.56	0.00	682
683	02/27/2017	P	0.00	286.81	0.00	2711.57	0.00	0.00	0.00	0.00	0.00	1241.56	0.00	683
684	02/28/2017	M	0.00	0.00	38.47	2750.04	0.00	0.00	0.00	3.46	1245.02	0.00	0.00	684
685	03/01/2017	O	1360.00	0.00	0.00	2750.04	0.00	0.00	0.00	0.00	1245.02	0.00	0.00	685
686	03/06/2017	P	0.00	51.30	0.00	2750.04	0.00	0.00	0.00	0.00	1245.02	0.00	0.00	686
687	03/06/2017	P	0.00	336.60	0.00	2750.04	0.00	0.00	0.00	0.00	1245.02	0.00	0.00	687
688	03/13/2017	P	0.00	51.30	0.00	2750.04	0.00	0.00	0.00	0.00	1245.02	0.00	0.00	688
689	03/13/2017	P	0.00	336.60	0.00	2750.04	0.00	0.00	0.00	0.00	1245.02	0.00	0.00	689
690	03/20/2017	P	0.00	336.60	0.00	2750.04	0.00	0.00	0.00	0.00	1245.02	0.00	0.00	690
691	03/20/2017	P	0.00	51.30	0.00	2750.04	0.00	0.00	0.00	0.00	1245.02	0.00	0.00	691
692	03/27/2017	P	0.00	51.30	0.00	2750.04	0.00	0.00	0.00	0.00	1245.02	0.00	0.00	692
693	03/27/2017	P	0.00	195.29	0.00	2750.04	0.00	0.00	0.00	0.00	1245.02	0.00	0.00	693
694	03/31/2017	M	0.00	0.00	38.23	2788.27	0.00	0.00	0.00	0.00	1245.02	0.00	0.00	694
695	04/01/2017	O	1360.00	0.00	0.00	2788.27	0.00	0.00	0.00	0.00	1245.02	0.00	0.00	695
696	04/03/2017	P	0.00	51.30	0.00	2788.27	0.00	0.00	0.00	0.00	1245.02	0.00	0.00	696
697	04/03/2017	P	0.00	336.60	0.00	2788.27	0.00	0.00	0.00	0.00	1245.02	0.00	0.00	697
698	04/10/2017	P	0.00	51.30	0.00	2788.27	0.00	0.00	0.00	0.00	1245.02	0.00	0.00	698
699	04/10/2017	P	0.00	336.60	0.00	2788.27	0.00	0.00	0.00	0.00	1245.02	0.00	0.00	699
700	04/17/2017	P	0.00	336.60	0.00	2788.27	0.00	0.00	0.00	0.00	1245.02	0.00	0.00	700
701	04/17/2017	P	0.00	51.30	0.00	2788.27	0.00	0.00	0.00	0.00	1245.02	0.00	0.00	701
702	04/24/2017	P	0.00	51.30	0.00	2788.27	0.00	0.00	0.00	0.00	1245.02	0.00	0.00	702
703	04/24/2017	P	0.00	195.29	0.00	2788.27	0.00	0.00	0.00	0.00	1245.02	0.00	0.00	703
704	04/30/2017	M	0.00	0.00	37.99	2826.26	0.00	0.00	0.00	0.00	1245.02	0.00	0.00	704
705	05/01/2017	O	1360.00	0.00	0.00	2826.26	0.00	0.00	0.00	0.00	1245.02	0.00	0.00	705
706	05/01/2017	P	0.00	51.30	0.00	2826.26	0.00	0.00	0.00	0.00	1245.02	0.00	0.00	706
707	05/01/2017	P	0.00	336.60	0.00	2826.26	0.00	0.00	0.00	0.00	1245.02	0.00	0.00	707
708	05/08/2017	P	0.00	51.30	0.00	2826.26	0.00	0.00	0.00	0.00	1245.02	0.00	0.00	708
709	05/08/2017	P	0.00	336.60	0.00	2826.26	0.00	0.00	0.00	0.00	1245.02	0.00	0.00	709
710	05/08/2017	P	0.00	51.30	0.00	2826.26	0.00	0.00	0.00	0.00	1245.02	0.00	0.00	710
711	05/15/2017	P	0.00	51.30	0.00	2826.26	0.00	0.00	0.00	0.00	1245.02	0.00	0.00	711
712	05/15/2017	P	0.00	336.60	0.00	2826.26	0.00	0.00	0.00	0.00	1245.02	0.00	0.00	712
713	05/15/2017	P	0.00	51.30	0.00	2826.26	0.00	0.00	0.00	0.00	1245.02	0.00	0.00	713

Event Date	Event Type	Current Amount Due	NCP Paid	Unadjudicated Interest (On UA)		Unadjudicated Interest (On AA)		Adjudicated Interest		Unadjudicated Penalty		Adjudicated Penalty		
				Adjust Amount	Running Balance	Adjust Amount	Running Balance	Adjust Amount	Running Balance	Adjust Amount	Running Balance	Adjust Amount	Running Balance	
714	05/22/2017	P	0.00	51.30	0.00	2826.26	0.00	0.00	0.00	0.00	1245.02	0.00	0.00	714
715	05/22/2017	P	0.00	131.03	0.00	2826.26	0.00	0.00	0.00	0.00	1245.02	0.00	0.00	715
716	05/22/2017	P	0.00	33.79	0.00	2826.26	0.00	0.00	0.00	0.00	1245.02	0.00	0.00	716
717	05/30/2017	P	0.00	49.62	0.00	2826.26	0.00	0.00	0.00	0.00	1245.02	0.00	0.00	717
718	05/30/2017	P	0.00	325.59	0.00	2826.26	0.00	0.00	0.00	0.00	1245.02	0.00	0.00	718
719	05/30/2017	P	0.00	49.62	0.00	2826.26	0.00	0.00	0.00	0.00	1245.02	0.00	0.00	719
720	05/31/2017	M	0.00	0.00	35.37	2861.63	0.00	0.00	0.00	0.00	1245.02	0.00	0.00	720
721	06/01/2017	O	1360.00	0.00	0.00	2861.63	0.00	0.00	0.00	0.00	1245.02	0.00	0.00	721
722	06/05/2017	P	0.00	51.30	0.00	2861.63	0.00	0.00	0.00	0.00	1245.02	0.00	0.00	722
723	06/05/2017	P	0.00	336.60	0.00	2861.63	0.00	0.00	0.00	0.00	1245.02	0.00	0.00	723
724	06/05/2017	P	0.00	51.30	0.00	2861.63	0.00	0.00	0.00	0.00	1245.02	0.00	0.00	724
725	06/12/2017	P	0.00	51.30	0.00	2861.63	0.00	0.00	0.00	0.00	1245.02	0.00	0.00	725
726	06/12/2017	P	0.00	336.60	0.00	2861.63	0.00	0.00	0.00	0.00	1245.02	0.00	0.00	726
727	06/12/2017	P	0.00	51.30	0.00	2861.63	0.00	0.00	0.00	0.00	1245.02	0.00	0.00	727
728	06/19/2017	P	0.00	336.60	0.00	2861.63	0.00	0.00	0.00	0.00	1245.02	0.00	0.00	728
729	06/19/2017	P	0.00	51.30	0.00	2861.63	0.00	0.00	0.00	0.00	1245.02	0.00	0.00	729
730	06/19/2017	P	0.00	51.30	0.00	2861.63	0.00	0.00	0.00	0.00	1245.02	0.00	0.00	730
731	06/26/2017	P	0.00	28.24	0.00	2861.63	0.00	0.00	0.00	0.00	1245.02	0.00	0.00	731
732	06/26/2017	P	0.00	205.55	0.00	2861.63	0.00	0.00	0.00	0.00	1245.02	0.00	0.00	732
733	06/26/2017	P	0.00	51.30	0.00	2861.63	0.00	0.00	0.00	0.00	1245.02	0.00	0.00	733
734	06/30/2017	M	0.00	0.00	34.21	2895.84	0.00	0.00	0.00	0.00	1245.02	0.00	0.00	734
735	07/01/2017	O	1360.00	0.00	0.00	2895.84	0.00	0.00	0.00	0.00	1245.02	0.00	0.00	735
736	07/03/2017	P	0.00	51.30	0.00	2895.84	0.00	0.00	0.00	0.00	1245.02	0.00	0.00	736
737	07/03/2017	P	0.00	336.60	0.00	2895.84	0.00	0.00	0.00	0.00	1245.02	0.00	0.00	737
738	07/03/2017	P	0.00	51.30	0.00	2895.84	0.00	0.00	0.00	0.00	1245.02	0.00	0.00	738
739	07/10/2017	P	0.00	51.30	0.00	2895.84	0.00	0.00	0.00	0.00	1245.02	0.00	0.00	739
740	07/10/2017	P	0.00	51.30	0.00	2895.84	0.00	0.00	0.00	0.00	1245.02	0.00	0.00	740
741	07/10/2017	P	0.00	336.60	0.00	2895.84	0.00	0.00	0.00	0.00	1245.02	0.00	0.00	741
742	07/17/2017	P	0.00	51.30	0.00	2895.84	0.00	0.00	0.00	0.00	1245.02	0.00	0.00	742
743	07/17/2017	P	0.00	336.60	0.00	2895.84	0.00	0.00	0.00	0.00	1245.02	0.00	0.00	743
744	07/17/2017	P	0.00	51.30	0.00	2895.84	0.00	0.00	0.00	0.00	1245.02	0.00	0.00	744
745	07/24/2017	P	0.00	51.30	0.00	2895.84	0.00	0.00	0.00	0.00	1245.02	0.00	0.00	745
746	07/24/2017	P	0.00	336.60	0.00	2895.84	0.00	0.00	0.00	0.00	1245.02	0.00	0.00	746

Event Date	Event Type	Current Amount Due	NCP Paid	Unadjudicated (On UA)		Unadjudicated (On AA)		Adjudicated Interest		Unadjudicated Penalty		Adjudicated Penalty			
				Adjust Amount	Running Balance	Adjust Amount	Running Balance	Adjust Amount	Running Balance	Adjust Amount	Running Balance	Adjust Amount	Running Balance		
747	07/24/2017	P	0.00	51.30	0.00	2895.84	0.00	0.00	0.00	0.00	0.00	1245.02	0.00	0.00	747
748	07/31/2017	P	0.00	51.30	0.00	2895.84	0.00	0.00	0.00	0.00	0.00	1245.02	0.00	0.00	748
749	07/31/2017	P	0.00	336.60	0.00	2895.84	0.00	0.00	0.00	0.00	0.00	1245.02	0.00	0.00	749
750	07/31/2017	M	0.00	0.00	33.09	2928.93	0.00	0.00	0.00	0.00	0.00	1245.02	0.00	0.00	750
751	08/01/2017	O	1360.00	0.00	0.00	2928.93	0.00	0.00	0.00	0.00	0.00	1245.02	0.00	0.00	751
752	08/07/2017	P	0.00	336.60	0.00	2928.93	0.00	0.00	0.00	0.00	0.00	1245.02	0.00	0.00	752
753	08/07/2017	P	0.00	51.30	0.00	2928.93	0.00	0.00	0.00	0.00	0.00	1245.02	0.00	0.00	753
754	08/14/2017	P	0.00	51.30	0.00	2928.93	0.00	0.00	0.00	0.00	0.00	1245.02	0.00	0.00	754
755	08/14/2017	P	0.00	336.60	0.00	2928.93	0.00	0.00	0.00	0.00	0.00	1245.02	0.00	0.00	755
756	08/21/2017	P	0.00	51.30	0.00	2928.93	0.00	0.00	0.00	0.00	0.00	1245.02	0.00	0.00	756
757	08/21/2017	P	0.00	336.60	0.00	2928.93	0.00	0.00	0.00	0.00	0.00	1245.02	0.00	0.00	757
758	08/28/2017	P	0.00	0.28	0.00	2928.93	0.00	0.00	0.00	0.00	0.00	1245.02	0.00	0.00	758
759	08/28/2017	P	0.00	1.86	0.00	2928.93	0.00	0.00	0.00	0.00	0.00	1245.02	0.00	0.00	759
760	08/31/2017	M	0.00	0.00	34.11	2963.04	0.00	0.00	0.00	0.00	0.00	1264.44	0.00	0.00	760
761	09/01/2017	O	1360.00	0.00	0.00	2963.04	0.00	0.00	0.00	0.00	0.00	1264.44	0.00	0.00	761
762	09/05/2017	P	0.00	51.30	0.00	2963.04	0.00	0.00	0.00	0.00	0.00	1264.44	0.00	0.00	762
763	09/05/2017	P	0.00	336.60	0.00	2963.04	0.00	0.00	0.00	0.00	0.00	1264.44	0.00	0.00	763
764	09/11/2017	P	0.00	51.30	0.00	2963.04	0.00	0.00	0.00	0.00	0.00	1264.44	0.00	0.00	764
765	09/11/2017	P	0.00	336.60	0.00	2963.04	0.00	0.00	0.00	0.00	0.00	1264.44	0.00	0.00	765
766	09/18/2017	P	0.00	336.60	0.00	2963.04	0.00	0.00	0.00	0.00	0.00	1264.44	0.00	0.00	766
767	09/18/2017	P	0.00	51.30	0.00	2963.04	0.00	0.00	0.00	0.00	0.00	1264.44	0.00	0.00	767
768	09/25/2017	P	0.00	51.30	0.00	2963.04	0.00	0.00	0.00	0.00	0.00	1264.44	0.00	0.00	768
769	09/25/2017	P	0.00	336.60	0.00	2963.04	0.00	0.00	0.00	0.00	0.00	1264.44	0.00	0.00	769
770	09/30/2017	M	0.00	0.00	33.11	2996.15	0.00	0.00	0.00	0.00	0.00	1264.44	0.00	0.00	770
771	10/01/2017	O	1360.00	0.00	0.00	2996.15	0.00	0.00	0.00	0.00	0.00	1264.44	0.00	0.00	771
772	10/02/2017	P	0.00	51.30	0.00	2996.15	0.00	0.00	0.00	0.00	0.00	1264.44	0.00	0.00	772
773	10/02/2017	P	0.00	336.60	0.00	2996.15	0.00	0.00	0.00	0.00	0.00	1264.44	0.00	0.00	773
774	10/09/2017	P	0.00	51.30	0.00	2996.15	0.00	0.00	0.00	0.00	0.00	1264.44	0.00	0.00	774
775	10/09/2017	P	0.00	336.60	0.00	2996.15	0.00	0.00	0.00	0.00	0.00	1264.44	0.00	0.00	775
776	10/16/2017	P	0.00	51.30	0.00	2996.15	0.00	0.00	0.00	0.00	0.00	1264.44	0.00	0.00	776
777	10/16/2017	P	0.00	336.60	0.00	2996.15	0.00	0.00	0.00	0.00	0.00	1264.44	0.00	0.00	777
778	10/23/2017	P	0.00	51.30	0.00	2996.15	0.00	0.00	0.00	0.00	0.00	1264.44	0.00	0.00	778
779	10/23/2017	P	0.00	336.60	0.00	2996.15	0.00	0.00	0.00	0.00	0.00	1264.44	0.00	0.00	779

Event Date	Event Type	Current Amount Due	NCP Paid	Unadjudicated Interest (On UA)		Unadjudicated Interest (On AA)		Adjudicated Interest		Unadjudicated Penalty		Adjudicated Penalty		
				Adjust Amount	Running Balance	Adjust Amount	Running Balance	Adjust Amount	Running Balance	Adjust Amount	Running Balance	Adjust Amount	Running Balance	
780 10/30/2017	P	0.00	51.30	0.00	2996.15	0.00	0.00	0.00	0.00	0.00	1264.44	0.00	0.00	780
781 10/30/2017	P	0.00	336.60	0.00	2996.15	0.00	0.00	0.00	0.00	0.00	1264.44	0.00	0.00	781
782 10/31/2017	M	0.00	0.00	30.09	3026.24	0.00	0.00	0.00	0.00	0.00	1264.44	0.00	0.00	782
783 11/01/2017	O	1360.00	0.00	0.00	3026.24	0.00	0.00	0.00	0.00	0.00	1264.44	0.00	0.00	783
784 11/06/2017	P	0.00	51.04	0.00	3026.24	0.00	0.00	0.00	0.00	0.00	1264.44	0.00	0.00	784
785 11/06/2017	P	0.00	334.88	0.00	3026.24	0.00	0.00	0.00	0.00	0.00	1264.44	0.00	0.00	785
786 11/13/2017	P	0.00	51.30	0.00	3026.24	0.00	0.00	0.00	0.00	0.00	1264.44	0.00	0.00	786
787 11/13/2017	P	0.00	336.60	0.00	3026.24	0.00	0.00	0.00	0.00	0.00	1264.44	0.00	0.00	787
788 11/20/2017	P	0.00	51.30	0.00	3026.24	0.00	0.00	0.00	0.00	0.00	1264.44	0.00	0.00	788
789 11/20/2017	P	0.00	336.60	0.00	3026.24	0.00	0.00	0.00	0.00	0.00	1264.44	0.00	0.00	789
790 11/28/2017	P	0.00	51.30	0.00	3026.24	0.00	0.00	0.00	0.00	0.00	1264.44	0.00	0.00	790
791 11/28/2017	P	0.00	336.60	0.00	3026.24	0.00	0.00	0.00	0.00	0.00	1264.44	0.00	0.00	791
792 11/30/2017	M	0.00	0.00	29.10	3055.34	0.00	0.00	0.00	0.00	0.00	1264.44	0.00	0.00	792
793 12/01/2017	O	1360.00	0.00	0.00	3055.34	0.00	0.00	0.00	0.00	0.00	1264.44	0.00	0.00	793
794 12/04/2017	P	0.00	51.30	0.00	3055.34	0.00	0.00	0.00	0.00	0.00	1264.44	0.00	0.00	794
795 12/04/2017	P	0.00	336.60	0.00	3055.34	0.00	0.00	0.00	0.00	0.00	1264.44	0.00	0.00	795
796 12/11/2017	P	0.00	51.30	0.00	3055.34	0.00	0.00	0.00	0.00	0.00	1264.44	0.00	0.00	796
797 12/11/2017	P	0.00	336.60	0.00	3055.34	0.00	0.00	0.00	0.00	0.00	1264.44	0.00	0.00	797
798 12/18/2017	P	0.00	51.30	0.00	3055.34	0.00	0.00	0.00	0.00	0.00	1264.44	0.00	0.00	798
799 12/18/2017	P	0.00	336.60	0.00	3055.34	0.00	0.00	0.00	0.00	0.00	1264.44	0.00	0.00	799
800 12/26/2017	P	0.00	51.30	0.00	3055.34	0.00	0.00	0.00	0.00	0.00	1264.44	0.00	0.00	800
801 12/26/2017	P	0.00	336.60	0.00	3055.34	0.00	0.00	0.00	0.00	0.00	1264.44	0.00	0.00	801
802 12/31/2017	M	0.00	0.00	28.10	3083.44	0.00	0.00	0.00	0.00	0.00	1264.44	0.00	0.00	802
803 01/01/2018	O	1360.00	0.00	0.00	3083.44	0.00	0.00	0.00	0.00	0.00	1264.44	0.00	0.00	803
804 01/02/2018	P	0.00	51.30	0.00	3083.44	0.00	0.00	0.00	0.00	0.00	1264.44	0.00	0.00	804
805 01/02/2018	P	0.00	336.60	0.00	3083.44	0.00	0.00	0.00	0.00	0.00	1264.44	0.00	0.00	805
806 01/08/2018	P	0.00	51.30	0.00	3083.44	0.00	0.00	0.00	0.00	0.00	1264.44	0.00	0.00	806
807 01/08/2018	P	0.00	336.60	0.00	3083.44	0.00	0.00	0.00	0.00	0.00	1264.44	0.00	0.00	807
808 01/16/2018	P	0.00	51.30	0.00	3083.44	0.00	0.00	0.00	0.00	0.00	1264.44	0.00	0.00	808
809 01/16/2018	P	0.00	336.60	0.00	3083.44	0.00	0.00	0.00	0.00	0.00	1264.44	0.00	0.00	809
810 01/22/2018	P	0.00	51.30	0.00	3083.44	0.00	0.00	0.00	0.00	0.00	1264.44	0.00	0.00	810
811 01/22/2018	P	0.00	336.60	0.00	3083.44	0.00	0.00	0.00	0.00	0.00	1264.44	0.00	0.00	811
812 01/29/2018	P	0.00	51.30	0.00	3083.44	0.00	0.00	0.00	0.00	0.00	1264.44	0.00	0.00	812

Event Date	Event Type	Current Amount Due	NCP Paid	Unadjudicated Interest (On UA)		Unadjudicated Interest (On AA)		Adjudicated Interest		Unadjudicated Penalty		Adjudicated Penalty	
				Adjust Amount	Running Balance	Adjust Amount	Running Balance	Adjust Amount	Running Balance	Adjust Amount	Running Balance	Adjust Amount	Running Balance
813 01/29/2018	P	0.00	336.60	0.00	3083.44	0.00	0.00	0.00	0.00	0.00	1264.44	0.00	0.00
814 01/31/2018	M	0.00	0.00	26.09	3109.53	0.00	0.00	0.00	0.00	0.00	1264.44	0.00	0.00
815 02/01/2018	O	1360.00	0.00	0.00	3109.53	0.00	0.00	0.00	0.00	0.00	1264.44	0.00	0.00
816 02/05/2018	P	0.00	51.30	0.00	3109.53	0.00	0.00	0.00	0.00	0.00	1264.44	0.00	0.00
817 02/05/2018	P	0.00	336.60	0.00	3109.53	0.00	0.00	0.00	0.00	0.00	1264.44	0.00	0.00
818 02/12/2018	P	0.00	51.30	0.00	3109.53	0.00	0.00	0.00	0.00	0.00	1264.44	0.00	0.00
819 02/12/2018	P	0.00	336.60	0.00	3109.53	0.00	0.00	0.00	0.00	0.00	1264.44	0.00	0.00
820 02/20/2018	P	0.00	51.30	0.00	3109.53	0.00	0.00	0.00	0.00	0.00	1264.44	0.00	0.00
821 02/20/2018	P	0.00	336.60	0.00	3109.53	0.00	0.00	0.00	0.00	0.00	1264.44	0.00	0.00
822 02/26/2018	P	0.00	51.30	0.00	3109.53	0.00	0.00	0.00	0.00	0.00	1264.44	0.00	0.00
823 02/26/2018	P	0.00	336.60	0.00	3109.53	0.00	0.00	0.00	0.00	0.00	1264.44	0.00	0.00
824 02/28/2018	M	0.00	0.00	25.05	3134.58	0.00	0.00	0.00	0.00	0.00	1264.44	0.00	0.00
825 03/01/2018	O	1360.00	0.00	0.00	3134.58	0.00	0.00	0.00	0.00	0.00	1264.44	0.00	0.00
826 03/05/2018	P	0.00	51.30	0.00	3134.58	0.00	0.00	0.00	0.00	0.00	1264.44	0.00	0.00
827 03/05/2018	P	0.00	336.60	0.00	3134.58	0.00	0.00	0.00	0.00	0.00	1264.44	0.00	0.00
828 03/12/2018	P	0.00	51.30	0.00	3134.58	0.00	0.00	0.00	0.00	0.00	1264.44	0.00	0.00
829 03/12/2018	P	0.00	336.60	0.00	3134.58	0.00	0.00	0.00	0.00	0.00	1264.44	0.00	0.00
830 03/19/2018	P	0.00	51.30	0.00	3134.58	0.00	0.00	0.00	0.00	0.00	1264.44	0.00	0.00
831 03/19/2018	P	0.00	336.60	0.00	3134.58	0.00	0.00	0.00	0.00	0.00	1264.44	0.00	0.00
832 03/26/2018	P	0.00	51.30	0.00	3134.58	0.00	0.00	0.00	0.00	0.00	1264.44	0.00	0.00
833 03/26/2018	P	0.00	336.60	0.00	3134.58	0.00	0.00	0.00	0.00	0.00	1264.44	0.00	0.00
834 03/31/2018	M	0.00	0.00	24.01	3158.59	0.00	0.00	0.00	0.00	0.00	1264.44	0.00	0.00
835 04/01/2018	O	1360.00	0.00	0.00	3158.59	0.00	0.00	0.00	0.00	0.00	1264.44	0.00	0.00
836 04/02/2018	P	0.00	51.30	0.00	3158.59	0.00	0.00	0.00	0.00	0.00	1264.44	0.00	0.00
837 04/02/2018	P	0.00	336.60	0.00	3158.59	0.00	0.00	0.00	0.00	0.00	1264.44	0.00	0.00
838 04/12/2018	P	0.00	24.55	0.00	3158.59	0.00	0.00	0.00	0.00	0.00	1264.44	0.00	0.00
839 04/12/2018	P	0.00	161.09	0.00	3158.59	0.00	0.00	0.00	0.00	0.00	1264.44	0.00	0.00
840 04/16/2018	P	0.00	4.79	0.00	3158.59	0.00	0.00	0.00	0.00	0.00	1264.44	0.00	0.00
841 04/16/2018	P	0.00	31.46	0.00	3158.59	0.00	0.00	0.00	0.00	0.00	1264.44	0.00	0.00
842 04/23/2018	P	0.00	97.81	0.00	3158.59	0.00	0.00	0.00	0.00	0.00	1264.44	0.00	0.00
843 04/23/2018	P	0.00	641.74	0.00	3158.59	0.00	0.00	0.00	0.00	0.00	1264.44	0.00	0.00
844 04/27/2018	P	0.00	2355.78	0.00	3158.59	0.00	0.00	0.00	0.00	0.00	1264.44	0.00	0.00
845 04/30/2018	P	0.00	51.30	0.00	3158.59	0.00	0.00	0.00	0.00	0.00	1264.44	0.00	0.00

Event Date	Event Type	Current Amount Due	NCP Paid	Unadjudicated Interest (On UA)		Unadjudicated Interest (On AA)		Adjudicated Interest		Unadjudicated Penalty		Adjudicated Penalty		
				Adjust Amount	Running Balance	Adjust Amount	Running Balance	Adjust Amount	Running Balance	Adjust Amount	Running Balance	Adjust Amount	Running Balance	
846 04/30/2018	P	0.00	336.60	0.00	3158.59	0.00	0.00	0.00	0.00	0.00	1264.44	0.00	0.00	846
847 04/30/2018	M	0.00	0.00	9.21	3167.80	0.00	0.00	0.00	0.00	0.00	1264.44	0.00	0.00	847
848 05/01/2018	O	1360.00	0.00	0.00	3167.80	0.00	0.00	0.00	0.00	0.00	1264.44	0.00	0.00	848
849 05/07/2018	P	0.00	51.30	0.00	3167.80	0.00	0.00	0.00	0.00	0.00	1264.44	0.00	0.00	849
850 05/07/2018	P	0.00	336.60	0.00	3167.80	0.00	0.00	0.00	0.00	0.00	1264.44	0.00	0.00	850
851 05/14/2018	P	0.00	51.30	0.00	3167.80	0.00	0.00	0.00	0.00	0.00	1264.44	0.00	0.00	851
852 05/14/2018	P	0.00	336.60	0.00	3167.80	0.00	0.00	0.00	0.00	0.00	1264.44	0.00	0.00	852
853 05/21/2018	P	0.00	51.30	0.00	3167.80	0.00	0.00	0.00	0.00	0.00	1264.44	0.00	0.00	853
854 05/21/2018	P	0.00	336.60	0.00	3167.80	0.00	0.00	0.00	0.00	0.00	1264.44	0.00	0.00	854
855 05/29/2018	P	0.00	51.30	0.00	3167.80	0.00	0.00	0.00	0.00	0.00	1264.44	0.00	0.00	855
856 05/29/2018	P	0.00	336.60	0.00	3167.80	0.00	0.00	0.00	0.00	0.00	1264.44	0.00	0.00	856
857 05/31/2018	M	0.00	0.00	8.17	3175.97	0.00	0.00	0.00	0.00	0.00	1264.44	0.00	0.00	857
858 06/01/2018	O	1360.00	0.00	0.00	3175.97	0.00	0.00	0.00	0.00	0.00	1264.44	0.00	0.00	858
859 06/04/2018	P	0.00	51.30	0.00	3175.97	0.00	0.00	0.00	0.00	0.00	1264.44	0.00	0.00	859
860 06/04/2018	P	0.00	336.60	0.00	3175.97	0.00	0.00	0.00	0.00	0.00	1264.44	0.00	0.00	860
861 06/11/2018	P	0.00	51.30	0.00	3175.97	0.00	0.00	0.00	0.00	0.00	1264.44	0.00	0.00	861
862 06/11/2018	P	0.00	336.60	0.00	3175.97	0.00	0.00	0.00	0.00	0.00	1264.44	0.00	0.00	862
863 06/18/2018	P	0.00	51.30	0.00	3175.97	0.00	0.00	0.00	0.00	0.00	1264.44	0.00	0.00	863
864 06/18/2018	P	0.00	336.60	0.00	3175.97	0.00	0.00	0.00	0.00	0.00	1264.44	0.00	0.00	864
865 06/25/2018	P	0.00	51.30	0.00	3175.97	0.00	0.00	0.00	0.00	0.00	1264.44	0.00	0.00	865
866 06/25/2018	P	0.00	336.60	0.00	3175.97	0.00	0.00	0.00	0.00	0.00	1264.44	0.00	0.00	866
867 06/30/2018	M	0.00	0.00	7.13	3183.10	0.00	0.00	0.00	0.00	0.00	1264.44	0.00	0.00	867
868 07/01/2018	O	1360.00	0.00	0.00	3183.10	0.00	0.00	0.00	0.00	0.00	1264.44	0.00	0.00	868
869 07/02/2018	P	0.00	51.30	0.00	3183.10	0.00	0.00	0.00	0.00	0.00	1264.44	0.00	0.00	869
870 07/02/2018	P	0.00	336.60	0.00	3183.10	0.00	0.00	0.00	0.00	0.00	1264.44	0.00	0.00	870
871 07/09/2018	P	0.00	51.30	0.00	3183.10	0.00	0.00	0.00	0.00	0.00	1264.44	0.00	0.00	871
872 07/09/2018	P	0.00	336.60	0.00	3183.10	0.00	0.00	0.00	0.00	0.00	1264.44	0.00	0.00	872
873 07/16/2018	P	0.00	51.30	0.00	3183.10	0.00	0.00	0.00	0.00	0.00	1264.44	0.00	0.00	873
874 07/16/2018	P	0.00	336.60	0.00	3183.10	0.00	0.00	0.00	0.00	0.00	1264.44	0.00	0.00	874
875 07/23/2018	P	0.00	51.30	0.00	3183.10	0.00	0.00	0.00	0.00	0.00	1264.44	0.00	0.00	875
876 07/23/2018	P	0.00	336.60	0.00	3183.10	0.00	0.00	0.00	0.00	0.00	1264.44	0.00	0.00	876
877 07/30/2018	P	0.00	51.30	0.00	3183.10	0.00	0.00	0.00	0.00	0.00	1264.44	0.00	0.00	877
878 07/30/2018	P	0.00	336.60	0.00	3183.10	0.00	0.00	0.00	0.00	0.00	1264.44	0.00	0.00	878

Event Date	Event Type	Current Amount Due	NCP Paid	Unadjudicated Interest (On UA)		Unadjudicated Interest (On AA)		Adjudicated Interest		Unadjudicated Penalty		Adjudicated Penalty	
				Adjust Amount	Running Balance	Adjust Amount	Running Balance	Adjust Amount	Running Balance	Adjust Amount	Running Balance	Adjust Amount	Running Balance
879 07/31/2018	M	0.00	0.00	4.30	3187.40	0.00	0.00	0.00	0.00	0.00	0.00	0.00	0.00
880 08/01/2018	O	1360.00	0.00	0.00	3187.40	0.00	0.00	0.00	0.00	0.00	0.00	0.00	0.00
881 08/06/2018	P	0.00	51.30	0.00	3187.40	0.00	0.00	0.00	0.00	0.00	0.00	0.00	0.00
882 08/06/2018	P	0.00	336.60	0.00	3187.40	0.00	0.00	0.00	0.00	0.00	0.00	0.00	0.00
883 08/13/2018	P	0.00	51.30	0.00	3187.40	0.00	0.00	0.00	0.00	0.00	0.00	0.00	0.00
884 08/13/2018	P	0.00	336.60	0.00	3187.40	0.00	0.00	0.00	0.00	0.00	0.00	0.00	0.00
885 08/20/2018	P	0.00	51.30	0.00	3187.40	0.00	0.00	0.00	0.00	0.00	0.00	0.00	0.00
886 08/20/2018	P	0.00	336.60	0.00	3187.40	0.00	0.00	0.00	0.00	0.00	0.00	0.00	0.00
887 08/27/2018	P	0.00	51.30	0.00	3187.40	0.00	0.00	0.00	0.00	0.00	0.00	0.00	0.00
888 08/27/2018	P	0.00	336.60	0.00	3187.40	0.00	0.00	0.00	0.00	0.00	0.00	0.00	0.00
889 08/31/2018	M	0.00	0.00	3.19	3190.59	0.00	0.00	0.00	0.00	0.00	0.00	0.00	0.00
890 09/01/2018	O	1360.00	0.00	0.00	3190.59	0.00	0.00	0.00	0.00	0.00	0.00	0.00	0.00
891 09/04/2018	P	0.00	51.30	0.00	3190.59	0.00	0.00	0.00	0.00	0.00	0.00	0.00	0.00
892 09/04/2018	P	0.00	336.60	0.00	3190.59	0.00	0.00	0.00	0.00	0.00	0.00	0.00	0.00
893 09/10/2018	P	0.00	51.30	0.00	3190.59	0.00	0.00	0.00	0.00	0.00	0.00	0.00	0.00
894 09/10/2018	P	0.00	336.60	0.00	3190.59	0.00	0.00	0.00	0.00	0.00	0.00	0.00	0.00
895 09/20/2018	P	0.00	192.90	0.00	3190.59	0.00	0.00	0.00	0.00	0.00	0.00	0.00	0.00
896 09/24/2018	P	0.00	51.30	0.00	3190.59	0.00	0.00	0.00	0.00	0.00	0.00	0.00	0.00
897 09/24/2018	P	0.00	306.00	0.00	3190.59	0.00	0.00	0.00	0.00	0.00	0.00	0.00	0.00
898 09/30/2018	M	0.00	0.00	3.38	3193.97	0.00	0.00	0.00	0.00	0.00	0.00	0.00	0.00
899 10/01/2018	O	1360.00	0.00	0.00	3193.97	0.00	0.00	0.00	0.00	0.00	0.00	0.00	0.00
900 10/01/2018	P	0.00	306.00	0.00	3193.97	0.00	0.00	0.00	0.00	0.00	0.00	0.00	0.00
901 10/08/2018	P	0.00	306.00	0.00	3193.97	0.00	0.00	0.00	0.00	0.00	0.00	0.00	0.00
902 10/15/2018	P	0.00	306.00	0.00	3193.97	0.00	0.00	0.00	0.00	0.00	0.00	0.00	0.00
903 10/22/2018	P	0.00	306.00	0.00	3193.97	0.00	0.00	0.00	0.00	0.00	0.00	0.00	0.00
904 10/29/2018	P	0.00	306.00	0.00	3193.97	0.00	0.00	0.00	0.00	0.00	0.00	0.00	0.00
905 10/31/2018	M	0.00	0.00	2.39	3196.36	0.00	0.00	0.00	0.00	0.00	0.00	0.00	0.00
906 11/01/2018	O	1360.00	0.00	0.00	3196.36	0.00	0.00	0.00	0.00	0.00	0.00	0.00	0.00
907 11/05/2018	P	0.00	306.00	0.00	3196.36	0.00	0.00	0.00	0.00	0.00	0.00	0.00	0.00
908 11/13/2018	P	0.00	306.00	0.00	3196.36	0.00	0.00	0.00	0.00	0.00	0.00	0.00	0.00
909 11/19/2018	P	0.00	306.00	0.00	3196.36	0.00	0.00	0.00	0.00	0.00	0.00	0.00	0.00
910 11/27/2018	P	0.00	306.00	0.00	3196.36	0.00	0.00	0.00	0.00	0.00	0.00	0.00	0.00
911 11/30/2018	M	0.00	0.00	3.19	3199.55	0.00	0.00	0.00	0.00	0.00	0.00	0.00	0.00

Event Date	Event Type	Current Amount Due	NCP Paid	Unadjudicated Interest (On UA)		Unadjudicated Interest (On AA)		Adjudicated Interest		Unadjudicated Penalty		Adjudicated Penalty	
				Adjust Amount	Running Balance	Adjust Amount	Running Balance	Adjust Amount	Running Balance	Adjust Amount	Running Balance	Adjust Amount	Running Balance
912 12/01/2018	O	1360.00	0.00	0.00	3199.55	0.00	0.00	0.00	0.00	0.00	1264.44	0.00	0.00
913 12/03/2018	P	0.00	306.00	0.00	3199.55	0.00	0.00	0.00	0.00	0.00	1264.44	0.00	0.00
914 12/10/2018	P	0.00	306.00	0.00	3199.55	0.00	0.00	0.00	0.00	0.00	1264.44	0.00	0.00
915 12/17/2018	P	0.00	306.00	0.00	3199.55	0.00	0.00	0.00	0.00	0.00	1264.44	0.00	0.00
916 12/24/2018	P	0.00	306.00	0.00	3199.55	0.00	0.00	0.00	0.00	0.00	1264.44	0.00	0.00
917 12/31/2018	P	0.00	306.00	0.00	3199.55	0.00	0.00	0.00	0.00	0.00	1264.44	0.00	0.00
918 12/31/2018	M	0.00	0.00	2.19	3201.74	0.00	0.00	0.00	0.00	0.00	1264.44	0.00	0.00
919 01/01/2019	O	1360.00	0.00	0.00	3201.74	0.00	0.00	0.00	0.00	0.00	1264.44	0.00	0.00
920 01/07/2019	P	0.00	306.00	0.00	3201.74	0.00	0.00	0.00	0.00	0.00	1264.44	0.00	0.00
921 01/14/2019	P	0.00	306.00	0.00	3201.74	0.00	0.00	0.00	0.00	0.00	1264.44	0.00	0.00
922 01/28/2019	P	0.00	306.00	0.00	3201.74	0.00	0.00	0.00	0.00	0.00	1264.44	0.00	0.00
923 01/31/2019	M	0.00	0.00	5.11	3206.85	0.00	0.00	0.00	0.00	0.00	1264.44	0.00	0.00
Totals:		\$140080.00	\$139261.97	\$0.00	\$3206.85	\$0.00	\$0.00	\$0.00	\$0.00	\$0.00	\$1264.44	\$0.00	\$0.00

Total Unadjudicated Interest on UA: \$3206.85
Total Unadjudicated Interest on AA: \$0.00
Total Adjudicated Interest: \$0.00
Total Interest: \$3206.85

Total Unadjudicated Penalty: \$1264.44
Total Adjudicated Penalty: \$0.00
Total Penalty: \$1264.44

Total Arrears: \$818.03
Total Interest: \$3206.85
Total Penalty: \$1264.44
Grand Total: \$5289.32

Summary of 2012 - Present Expenses for Faith & Grace Strabala

	2012	2013	2014	2015	2016	2017	2018	01/31/2019	Total to date
Medical, Dental, Vision Out of Pocket expense	\$530.67	\$236.00	\$49.90	\$177.93	\$293.28	\$254.39	\$500.63	\$14.00	
Faith	\$1,885.70	\$170.00	\$75.45	\$58.73	\$73.39	\$44.92	\$266.83	\$82.34	
Grace	\$2,416.37	\$106.00	\$125.35	\$236.66	\$366.67	\$299.31	\$738.00	\$96.36	
Total							\$738.00	\$767.46	= \$4,1084.72

	2012	2013	2014	2015	2016	2017	2018	01/31/2019	Total to date
Chris Dental Insurance Prem	\$0.00	\$291.42	\$1,165.60	\$1,165.60	\$1,165.68	\$1,165.68	\$1,165.60	\$179.32	
Chris Vision Insurance Prem	\$0.00	\$49.80	\$196.32	\$196.32	\$196.32	\$196.32	\$196.32	\$30.20	
Total	\$0.00	\$341.22	\$1,362.00	\$1,362.00	\$1,362.00	\$1,362.00	\$1,362.00	\$1,362.00	\$69.84 = \$7,221.00

	2012	2013	2014	2015	2016	2017	2018	01/31/2019	Total to date
Daycare Expenses per tax year (all receipts avail)	\$0.00	\$1,394.00	\$0.00	\$785.80	\$407.50	\$0.00	\$0.00	\$0.00	
Faith	\$0.00	\$4,224.00	\$0.00	\$735.00	\$389.50	\$0.00	\$267.00	\$1	
Grace	\$0.00	\$5,618.00	\$0.00	\$1,520.00	\$797.00	\$0.00	\$267.00	\$267.00	\$110.00 = \$8,312.00

	2012	2013	2014	2015	2016	2017	2018	2019	Total to date
Summer Science Camps "Camp Invention" (receipts available)	\$0.00	\$0.00	\$0.00	\$18.00	\$18.00	\$195.00	\$310.00	\$0.00	
Faith	\$0.00	\$0.00	\$0.00	\$0.00	\$0.00	\$195.00	\$310.00	\$0.00	
Grace	\$0.00	\$0.00	\$0.00	\$0.00	\$0.00	\$310.00	\$0.00	\$0.00	
Total	\$0.00	\$0.00	\$0.00	\$0.00	\$0.00	\$390.00	\$420.00	\$0.00	= \$810.00

Total: \$21,027.78 / 2 = \$10,513.89

Company: Douglas County
 Address: PO Box 218
 Minden, NV 89423
 Department: 226 Sheriff Operations-Patrol

Name: Karosich, Kevin C
 Employee #: 4015
 Pay Dates: 01/12/2019 - 01/25/2019


Hours Code		Hours Worked	Gross	Y.T.D. Gross
960	Fitness Fees			
100	Regular Hours	80.0000		
400	Comp Time Used	0.0000	0.00	
320	Sick Leave	0.0000	0.00	
CASH BACK	Cash Back	0.0000		
			Gross Pay:	

Withholdings and Deductions		Gross	Amount	Y.T.D. Amount
457 G	Deferred Comp	0.00		
ACCIDENT	Accident	0.00		
AD&D	AD&D Employee	0.00		
AD&D DP20	AD&D Dependents 20K	0.00	0.20	0.60
BASIC DEP LIFE	Basic Dependent Life	0.00	0.29	0.87
CI EE NONTOBACCO	Critical Illness EE Non Tobacco	0.00		
DCSPA DUES	DC Sheriff Protective Assoc	0.00		
DENTAL EE +2 CH	Dental EE +2 Children	0.00	50.27	150.81
FIT	Federal			
LTD	Long-Term Disability	0.00		
MED	Medicare			
NV STATE	NV State			
STD	Short-Term Disability	0.00		
VIS EE +2 CH	Vision EE +2 Children	0.00	8.18	24.54
VOL LIFE	Voluntary Life Employee	0.00		
VOL LIFE DEP	Voluntary Life Dependent	0.00	1.80	5.40
		NetPay:		
		CheckAmount:	0.00	

Employer Paid Taxes and Benefits		Gross	Amount	Y.T.D. Amount
MED	Medicare			
SUTA	SUTA			
LIFE EE 25K <65	Life and AD&D EE 25K <65	0.00		
PERS P	PERS Police			

Accrual Hours	Starting Balance	Hours Earned	Hours Taken	Adjustment	Ending Balance
ANNL-Annual Leave			0.0000	0.0000	
COMP TIME-COMP Time			0.0000	0.0000	
SICK-Sick Leave			0.0000	0.0000	

Bank	Transaction Number	Deposit Amount	Y.T.D. Deposit Amount
Bank of America BOFA	31766		



THIS IS NOT A CHECK

Kevin C Karosich
 1347 Elges Avenue
 Gardnerville, NV 89410

02/01/2019

[Redacted]

2012

\$ 2416.37

Faith = \$530.67

Grace = \$1885.70



Post Office Box 2227
Carson City, Nevada 89702-2227

TYPE OF BILL/DATE OF BILL	PAGE NO.
F1-ER 10/10/12	1 of 1
PATIENT NAME	
GRACE STRABALA	
ADMISSION DATE	DISCHARGE DATE
10/07/12	10/07/12
PATIENT NUMBER	
1228100004	

INSURANCE COMPANY NAME(S)
400217 BC/BS PRIMARY
400230 BCSS 1500 PLAN

1oz - 1383 - 1478
SHERYL NORTHWAY
4555 E Fifth St
Carson City NV 89701-7663

AMOUNT ENCLOSED \$ _____

MASTERCARD VISA OTHER

CARD NO. _____

EXP. DATE _____

SIGNATURE _____

Services provided by Physicians will be billed separately.

DATE	CODE	SERVICE DESCRIPTION	TOTAL CHARGED
10/07	9435	RACEPINEPHRINE HCL 2.25%	16.90
10/07	7123	XR CHEST 2 VIEWS	359.00
10/07	2945	SVN TREATMENT 94640	111.00
10/07	5004	ED LEVEL 3 99283	661.00
10/07	1797	Dexamethasone 10 mg/mL	50.20
10/07	718	AMOX/CLAVULANATE 250-62.5/5	284.60
TOTAL CHARGES			1,482.70
TOTAL PAYMENTS/ADJUSTMENTS			0.00
THIS STATEMENT IS FOR INFORMATIONAL PURPOSES ONLY - DO NOT PAY			
<i>Your insurance company has been billed for services rendered and they will determine any balance you may owe. Once we receive that information, we will notify you. For questions, please call our office (775)445-7550.</i>			
THANK YOU			ACCOUNT BALANCE 1,482.70

Carson Tahoe Physician Clinics
 PO Box 4540
 Carson City, NV 89702-4540

For all billing questions, call: 775-882-0430
 Fax 775-852-6902
 Office Hours: M-F 8:30-4:30
 Patient Name: Grace E Strabala

IF PAYING BY VISA, MASTERCARD OR DISCOVER, FILL OUT BELOW

<input type="checkbox"/> VISA	<input type="checkbox"/> MASTERCARD	<input type="checkbox"/> DISCOVER
EXP. DATE	EXP. DATE	ACCOUNT
SIGNATURE		MUST INCLUDE 8 DIGIT SECURITY CODE FROM BACK OF CARD

STATEMENT DATE	PAY THIS AMOUNT	ACCOUNT NO:
04-05-2013	\$403.00	79608
CHARGES AND CREDITS MADE AFTER STATEMENT DATE WILL APPEAR ON NEXT STATEMENT.		SHOW AMOUNT PAID HERE \$

MAKE CHECKS PAYABLE / REMIT TO:

Carson Tahoe Physician Clinics
 PO Box 4540
 Carson City, NV 89702-4540

Sheryl Norhway

4555 E FIFTH ST
 CARSON CITY NV 89702-7663

52483-26

Please check box if above address is incorrect or insurance information has changed, and indicate change(s) on reverse side.

STATEMENT

PLEASE DETACH AND RETURN TOP PORTION WITH YOUR PAYMENT IN ENCLOSED ENVELOPE

Date	Description	Charge	Pmt/Adj	Balance
06-06-2012	Claim:253273, Provider: Pacharin Noraseat, MD			
06-06-2012	Facility: UC-Carson			
06-06-2012	12001 SIMPLE REPAIR, SUPERFICIAL WOUNDS	235.00		
01-22-2013	Nevada Medicaid or Checkup Payment		0.00	
01-22-2013	Your Balance Due On These Services ...			235.00
10-02-2012	Claim:276716, Provider: John Helman, MD			
10-02-2012	Facility: UC-Carson			
10-02-2012	99213 Office Visit, Est Ft., Level 3	168.00		
10-02-2012	94760 Pulse Oximetry			
10-16-2012	Nevada Medicaid or Checkup Payment		0.00	
10-16-2012	Your Balance Due On These Services ...			158.00
Now Due				
\$403.00				

This is a statement for professional services rendered by your physician. You may receive a separate bill from the hospital for its services.

For all billing questions, call: 775-882-0430
 Fax: 775-852-6902
 Office Hours: M-F 8:30-4:30
 Patient Name: Grace E Strabala

STATEMENT

SEE REVERSE SIDE FOR IMPORTANT BILLING INFORMATION



Carson Tahoe Physician Clinics
 PO Box 4540
 Carson City, NV 89702-4540

For all billing questions, call: 775-882-0430
 Fax: 775-852-6902
 Office Hours: M-F 8:30-4:30
 Patient Name: Faith Strabala

IF PAYING BY VISA, MASTERCARD OR DISCOVER, FILL OUT BELOW

<input type="checkbox"/> VISA	<input type="checkbox"/> MASTERCARD	<input type="checkbox"/> DISCOVER
CARD NUMBER	EXP. DATE	AMOUNT
SIGNATURE		PLEASE PRINT YOUR SECURITY CODE (BACK OF CARD)

STATEMENT DATE	PAY THIS AMOUNT	ACCOUNT NO.
04-05-2013	\$530.67	84750

CHARGES AND CREDITS MADE AFTER STATEMENT DATE WILL APPEAR ON NEXT STATEMENT. SHOW AMOUNT PAID HERE \$

MAKE CHECKS PAYABLE / REMIT TO:

Carson Tahoe Physician Clinics
 PO Box 4540
 Carson City, NV 89702-4540

Sheryl Norhway
 4555 E FIFTH ST
 CARSON CITY NV 89701-7663

Please check box if above address is incorrect or insurance information has changed, and indicate change(s) on reverse side.

STATEMENT

PLEASE DETACH AND RETURN TOP PORTION WITH YOUR PAYMENT IN ENCLOSED ENVELOPE

Date	Description	Charge	Pmt/Adj	Balance
10-02-2012	Claim:276763, Provider: John Holman, MD			
10-02-2012	Facility: UC-Carson			
10-02-2012	99214 Office Visit, Est Pt., Level 4	249.00		
10-02-2012	96372 THER/PROPH/DIAG INJ, SC/IM	30.00		
10-02-2012	J0561 INJ PCN G BENZ 2,400,000 PER UNIT	200.00		
10-16-2012	Nevada Medicaid or Checkup Payment		0.00	
10-16-2012	Your Balance Due On These Services ...			479.00
11-07-2012	Claim:284437, Provider: Pacharin Noraseat, MD			
11-07-2012	Facility: UC-Carson			
11-07-2012	81002 UA - Dipstick	20.00		
11-07-2012	99213 Office Visit, Est Pt., Level 3	168.00		
11-15-2012	BCBS Of NV Payment		32.10	
11-15-2012	BCBS Of NV Adjustment		104.23	
11-15-2012	Your Balance Due On These Services ...			51.67
				Now Due
				\$530.67

This is a statement for professional services rendered by your physician. You may receive a separate bill from the hospital for its services.

For all billing questions, call: 775-882-0430
 Fax: 775-852-6902
 Office Hours: M-F 8:30-4:30
 Patient Name: Faith Strabala

STATEMENT

SEE REVERSE SIDE FOR IMPORTANT BILLING INFORMATION



2013

\$ 406.⁰⁰

Faith = \$ 236

Grace = \$ 170

THIS HAS BEEN SENT BY A COLLECTION AGENCY.



777 Forest Street, Reno, Nevada 89509-1711

Telephone (775) 333-5757
Fax (775) 333-5747
1-800-992-0377

RE: CARSON CITY PEDIATRIC DENTIST
FOR:
COLL#: 33

PRINCIPAL \$250.00
INTEREST \$0.00
OTHER CHARGES \$0.00
BALANCE \$250.00
FEB 14, 2013

SHERYL NORTHWAY 631268 3232
4555 E 5TH ST
CARSON CITY, NV 89701

PLEASE RETURN THIS PORTION WITH YOUR REMITTANCE

YOUR ACCOUNT HAS BEEN ASSIGNED TO COLLECTION SERVICE OF NEVADA FOR COLLECTION.

Unless you notify this office within 30 days after receiving this notice that you dispute the validity of the debt or any portion thereof, we will assume this debt is valid. If you notify this office in writing within 30 days from receiving this notice, we will obtain verification of the debt or obtain a copy of a judgment and mail you a copy of such judgment or verification. If you request this office in writing within 30 days after receiving this notice, we will provide you with the name and address of the original creditor, if different from the current creditor.

This is an attempt to collect a debt and any information obtained will be used for that purpose. Any dishonored check will cause a \$25 check charge to be added to your account. Any payments may be construed as acknowledgement of the debt in addition to a waiver of any applicable statute of limitations. Please seek legal advice if you do not understand or have questions about your legal rights or obligations relating to this debt.

California residents: see back side of notice for important information.

Nonprofit credit counseling services may be available in the area.

TO PAY ONLINE, CLICK ON "IF YOU OWE MONEY" AT WWW.CSN-RENO.NET



Checks by telephone
please call for details.



If you wish to pay by VISA or MasterCard, fill in the information below and return the entire letter to us

Account Number: _____ Payment Amount: \$ _____ 3 Digit Code: _____ Expiration Date: ____/____/____

Card Holder Name: _____ Signature of Card Holder: _____ Date: _____

If FINANCE CHARGES (INTEREST) are shown above, this account will accrue FINANCE CHARGES at an ANNUAL PERCENTAGE RATE of 5.25 % from the date the unpaid principal amount was assigned to Collection Services of Nevada by our client.

CARSON MEDICAL GROUP
1200 MOUNTAIN ST STE 230
CARSON CITY, NV 89703-3823

38119



RETURN SERVICE REQUESTED

003282 0101

This is a statement for professional services rendered by your physician. You may receive a separate bill from the hospital for its services.

PAGE: 1 of 1
PAYMENT DUE DATE: 07/11/2013

SHOW AMOUNT PAID HERE \$

2000024

SHERYL BONNER
4555 E 5TH STREET
CARSON CITY, NV 89701-7663

CARSON MEDICAL GROUP
1200 MOUNTAIN ST STE 230
CARSON CITY, NV 89703-3823

38119*TTG0U62N8000062

STATEMENT

PLEASE DETACH AND RETURN TOP PORTION WITH YOUR PAYMENT

Please check box if address is incorrect or insurance information has changed, and indicate change(s) on reverse side.

DATE OF SERVICE	DESCRIPTION OF SERVICE	CHARGES	CREDITS	BALANCE
06/14/13	Claim:575582, Provider: Kathi Amrhein D.O.			
06/14/13	99393 Well exam ages 5 thru 11	153.00		
06/25/13	BCBS CO Payment		100.05	
06/25/13	BCBS CO Adjustment		22.95	
06/26/13	Co-payment Patient Responsibility per Ins. Co			
06/26/13	Your Balance Due On These Services ...			30.00

000004530-A

ACCOUNT TOTAL	CURRENT	30 DAYS	60 DAYS	90 DAYS	OVER 120 DAYS
30.00					

DATE	PATIENT NAME	ACCOUNT NO.	PAY THIS AMOUNT
06/26/2013	Faith Strabala	121052	30.00

PHONE #: 775-883-5555

MAKE CHECK PAYABLE TO: Carson Medical Group

MESSAGE:

Invoice

Send payments to:
Valley Eyecare & Eyewear Gallery
 1644 Hwy 395 Unit B-1
 Minden NV 89423
 (775) 783-1111

Service Date	Invoice Date	Invoice #
07/09/2013	07/09/2013	10603191
Patient		Patient #
Grace Strabala		11135339
Provider		Tax ID
Lyons, Somer OD		203057608

Bill To
 Grace Strabala
 1347 Elges Ave
 Gardnerville NV 89410

Code	Description	Price	Qty	Disc	Tax	Adjs	Paid	Balance
INFO	Credit of (\$15.00) issued to patient.	50.00	0	\$0.00	\$0.00	\$0.00	\$0.00	\$0.00
CO-PAY	Patient service co-pay (Vision Service Plan)	\$15.00	1	\$0.00	\$0.00	\$0.00	\$0.00	\$15.00
PAYMENT	Check - 07/09/2013 - 1592							-\$30.00

Sub-Total	\$15.00
Discounts	\$0.00
Tax	\$0.00
Total Amount	\$15.00
Adjustments	\$0.00
Payments Received	\$30.00
Credits Granted	\$15.00
Balance Due	\$0.00

Send payments to:

Valley Eyecare & Eyewear Gallery

1644 Hwy 395 Unit B-1
Minden NV 89423
(775) 783-1111

Invoice

Service Date	Invoice Date	Invoice #
07/18/2013	07/25/2013	10918981

Patient	Patient #
Faith Strabala	11135356

Provider	Tax ID
Lyons, Somer OD	203057608

Bill To

Sheryl Karosich
1347 Elges Ave
Gardnerville NV 89410

Code	Description	Price	Qty	Disc	Tax	Adjs	Paid	Balance
TRANSFER-IN	Coinsurance/Copay - Amount applied to patient copayment (Amount \$15.00, Orig Inv. #. 10786958, Service Date. 07/18/2013)	\$15.00	1	\$0.00	\$0.00	\$0.00	\$0.00	\$15.00
PAYMENT	Cash - 08/01/2013							-\$15.00
Sub-Total								\$15.00
Discounts								\$0.00
Tax								\$0.00
Total Amount								\$15.00
Adjustments								\$0.00
Payments Received								\$15.00
Credits Granted								\$0.00
Balance Due								\$0.00

Send payments to:

Valley Eyecare & Eyewear Gallery

1644 Hwy 395 Unit B-1

Minden NV 89423

(775) 783-1111

Invoice

Service Date	Invoice Date	Invoice #
07/18/2013	07/18/2013	10786982

Patient	Patient #
Faith Strabala	11135356

Provider	Tax ID
Lyons, Somer OD	203057608

Bill To

Faith Strabala

1347 Elges Ave

Gardenville NV 89410

Code	Description	Price	Qty	Disc	Tax	Adjs	Paid	Balance
V2020	I-Jealoptics JB312	\$165.00	1	\$0.00	\$0.00	-\$129.00	\$0.00	\$36.00
	Billed to Insurance - Invoice 10786968 (\$165.00)							
	Transfer In - Coinsurance/Copay - Amount applied to patient copayment - \$36.00							
V2784	Essilor Polycarbonate add on	\$45.00	1	\$0.00	\$0.00	-\$30.00	\$0.00	\$15.00
	Billed to Insurance - Invoice 10786968 (\$45.00)							
	Transfer In - Coinsurance/Copay - Amount applied to patient copayment - \$15.00							
PAYMENT	Credit Card (Visa) - 07/18/2013							-\$25.00
PAYMENT	Cash - 08/01/2013							-\$26.00

Sub-Total	\$210.00
Discounts	\$0.00
Tax	\$0.00
Total Amount	\$210.00
Adjustments	-\$159.00
Payments Received	\$51.00
Credits Granted	\$0.00
Balance Due	\$0.00

Send payments to:

Valley Eyecare & Eyewear Gallery

1644 Hwy 395 Unit B-1

Minden NV 89423

(775) 783-1111

Invoice

Service Date	Invoice Date	Invoice #
07/18/2013	07/25/2013	10919975
Patient		Patient #
Faith Strabala		11135356
Provider		Tax ID
Lyons, Somer OD		203057608

Bill To

Sheryl Karosich

1347 Elges Ave

Gardnerville NV 89410

Code	Description	Price	Qty	Disc	Tax	Adjs	Paid	Balance
TRANSFER-IN	Coinsurance/Copay - Amount applied to patient copayment (Amount: 515.00, Orig Inv #: 10788968, Service Date- 07/18/2013)	515.00	1	50.00	\$0.00	30.00	\$0.00	515.00
PAYMENT	Cash - 08/01/2013							-515.00
Sub-Total								515.00
Discounts								50.00
Tax								50.00
Total Amount								515.00
Adjustments								50.00
Payments Received								515.00
Credits Granted								50.00
Balance Due								50.00

2014

Total \$ ~~148.02~~ \$125.35

Faith = \$49.90

Grace = ~~\$98.12~~ \$75.45

[Print](#)

Statement

PATIENT NAME Faith Strabala			IF PAYING BY CREDIT, FILL OUT BELOW. CHECK CARD USED <input type="checkbox"/> MASTER CARD <input type="checkbox"/> VISA <input type="checkbox"/> DISCOVER	
BILL DATE 05/27/2014	ACCT 18612	AMOUNT PAID	CARD NUMBER	AMOUNT PAID
			SIGNATURE:	EXP. DATE:
			AMOUNT ENCLOSED:	
Sheryl Karosich 1347 Elges Ave Gardnerville NV 89410			THIS IS A STATEMENT OF SERVICES RENDERED BY PHYSICIAN(S) WHO ARE MEMBERS OF: Mountainview Medical Associates 925 Ironwood Drive Suite 2108 Minden NV 894235180 800-893-3557	
DATE OF SERVICE	DESCRIPTION OF SERVICE		AMOUNT	
04/18/2014	Claim:26018, Provider: Carol Swartz, MD			
04/18/2014	99203 Office Visit, New Pt., Level 3		190.00	
04/18/2014	Patient Payment		12.00	
05/12/2014	TRICARE WEST UHC Payment		89.30	
05/12/2014	TRICARE WEST UHC Adjustment		78.37	
05/27/2014	Coinsurance			
05/27/2014	Your Account is now due. Thank you for your prompt response. Please contact our new biller at 800-893-3557 for all questions pertaining to your account.			
	Your Balance Due On These Services ...		10.33	
DATE	PATIENT NAME	ACCT. NO.	PAY THIS AMOUNT	
05/27/2014	Faith Strabala	18612	10.33	
This is a statement for professional services rendered by your physician. You may receive a separate bill from the hospital for its services.		MAKE CHECK PAYABLE TO:	Mountainview Medical Associates	
IMPORTANT MESSAGE REGARDING YOUR ACCOUNT				

[Print](#)

Statement

PATIENT NAME Grace Strabala			IF PAYING BY CREDIT, FILL OUT BELOW. CHECK CARD USED <input type="checkbox"/> MASTER CARD <input type="checkbox"/> VISA <input type="checkbox"/> DISCOVER	
BILL DATE 05/27/2014	ACCT 18613	AMOUNT PAID	CARD NUMBER	AMOUNT PAID
			SIGNATURE:	EXP.DATE:
			AMOUNT ENCLOSED:	
Sheryl Karosich 1347 Elges Ave Gardnerville NV 89410			THIS IS A STATEMENT OF SERVICES RENDERED BY PHYSICIAN(S) WHO ARE MEMBERS OF: Mountainview Medical Associates 925 Ironwood Drive Suite 2108 Minden NV 894235180 800-893-3557	
DATE OF SERVICE	DESCRIPTION OF SERVICE		AMOUNT	
04/18/2014	Claim:26020, Provider: Carol Swartz, MD			
04/18/2014	99203 Office Visit, New Pt., Level 3		190.00	
04/18/2014	Patient Payment		12.00	
05/12/2014	TRICARE WEST UHC Payment		89.30	
05/12/2014	TRICARE WEST UHC Adjustment		78.37	
05/27/2014	Coinsurance			
05/27/2014	Your Account is now due. Thank you for your prompt response. Please contact our new biller at 800-893-3557 for all questions pertaining to your account. Your Balance Due On These Services ...		10.33	
DATE	PATIENT NAME	ACCT. NO.	PAY THIS AMOUNT	
05/27/2014	Grace Strabala	18613	10.33	
This is a statement for professional services rendered by your physician. You may receive a separate bill from the hospital for its services.		MAKE CHECK PAYABLE TO:	Mountainview Medical Associates	
IMPORTANT MESSAGE REGARDING YOUR ACCOUNT				

Invoice

Send payments to:
Valley Eyecare & Eyewear Gallery
 1644 Hwy 395 Unit B-1
 Minden NV 89423
 (775) 783-1111

Service Date	Invoice Date	Invoice #
07/22/2014	07/22/2014	19279121

Patient	Patient #
Grace Strabala	11135339

Provider	Tax ID
Lyons, Somer OD	203057608

Bill To
 Sheryl Karosich
 1347 Elges Ave
 Gardnerville NV 89410

Code	Description	Price	Qty	Disc	Tax	Adjs	Paid	Balance
S0621	Routine ophthalmic exam including refraction - established patient Diagnoses: 367.1	\$109.00	1	\$0.00	\$0.00	-\$94.00	\$0.00	\$15.00
	Billed to Insurance - Invoice 19278820 (\$109.00)							
	Transfer In - Coinsurance/Copay - Amount applied to patient copayment : \$15.00							
PAYMENT	Check - 08/21/2014 - 1142							-\$15.00

Sub-Total	\$109.00
Discounts	\$0.00
Tax	\$0.00
Total Amount	\$109.00
Adjustments	-\$94.00
Payments Received	\$15.00
Credits Granted	\$0.00
Balance Due	\$0.00

Send payments to:

Valley Eyecare & Eyewear Gallery

1644 Hwy 395 Unit B-1

Minden NV 89423

(775) 783-1111

Invoice

Service Date	Invoice Date	Invoice #
07/22/2014	07/22/2014	19279134

Patient	Patient #
Faith Strabala	11135356

Provider	Tax ID
Lyons, Somer OD	203057608

Bill To

Sheryl Karosich

1347 Elges Ave

Gardnerville NV 89410

Code	Description	Price	Qty	Disc	Tax	Adjs	Paid	Balance
S0621	Routine ophthalmic exam including refraction - established patient Diagnoses: 367.0	\$109.00	1	\$0.00	\$0.00	-\$94.00	\$0.00	\$15.00
	Billed to Insurance - Invoice 19278974 - (\$109.00)							
	Transfer In - Coinsurance/Copay - Amount applied to patient copayment : \$15.00							
PAYMENT	Check - 08/21/2014 - 1142							-\$15.00

Sub-Total	\$109.00
Discounts	\$0.00
Tax	\$0.00
Total Amount	\$109.00
Adjustments	-\$94.00
Payments Received	\$15.00
Credits Granted	\$0.00
Balance Due	\$0.00

[Print](#)

Statement

PATIENT NAME Faith Strabala			IF PAYING BY CREDIT, FILL OUT BELOW. CHECK CARD USED <input type="checkbox"/> MASTER CARD <input type="checkbox"/> VISA <input type="checkbox"/> DISCOVER	
BILL DATE 08/15/2014	ACCT 18612	AMOUNT PAID	CARD NUMBER	AMOUNT PAID
			SIGNATURE:	EXP. DATE:
			AMOUNT ENCLOSED:	
Sheryl Karosich 1347 Elges Ave Gardnerville NV 89410			THIS IS A STATEMENT OF SERVICES RENDERED BY PHYSICIAN(S) WHO ARE MEMBERS OF: Mountainview Medical Associates 925 Ironwood Dr. Suite 2108 Minden NV 894235180 800-893-3557	
DATE OF SERVICE	DESCRIPTION OF SERVICE	AMOUNT		
07/29/2014	Claim:27841, Provider: Carol Swartz, MD			
07/29/2014	85018 HEMOGLOBIN	10.00		
07/29/2014	99173 VISUAL ACUITY SCREEN	10.00		
07/29/2014	92551 Hearing screening	10.00		
07/29/2014	99393 Preventive Care Est. Pt. Age 5-11	140.00		
08/07/2014	TRICARE WEST UHC Payment	98.26		
08/07/2014	TRICARE WEST UHC Adjustment	37.17		
08/07/2014	Non Covered	0.00		
08/07/2014	Non Covered	10.00		
08/15/2014	Coinsurance			
08/15/2014	Your Account is now due. Thank you for your prompt response. Please contact our new biller at 800-893-3557 for all questions pertaining to your account.			
	Your Balance Due On These Services ...		24.57	
DATE	PATIENT NAME	ACCT. NO.	PAY THIS AMOUNT	
08/15/2014	Faith Strabala	18612	24.57	
This is a statement for professional services rendered by your physician. You may receive a separate bill from the hospital for its services.		MAKE CHECK PAYABLE TO:	Mountainview Medical Associates	
IMPORTANT MESSAGE REGARDING YOUR ACCOUNT				

[Print](#)

Statement

PATIENT NAME Grace Strabala			IF PAYING BY CREDIT, FILL OUT BELOW. CHECK CARD USED <input type="checkbox"/> MASTER CARD <input type="checkbox"/> VISA <input type="checkbox"/> DISCOVER	
BILL DATE 08/19/2014	ACCT 18613	AMOUNT PAID	CARD NUMBER	AMOUNT PAID
			SIGNATURE:	EXP. DATE:
			AMOUNT ENCLOSED:	
Sheryl Karosich 1347 Elges Ave Gardnerville NV 89410			THIS IS A STATEMENT OF SERVICES RENDERED BY PHYSICIAN(S) WHO ARE MEMBERS OF: Mountainview Medical Associates 925 Ironwood Dr. Suite 2108 Minden NV 894235180 800-893-3557	
DATE OF SERVICE	DESCRIPTION OF SERVICE	AMOUNT		
07/29/2014	Claim:27842, Provider: Carol Swartz, MD			
07/29/2014	85018 HEMOGLOBIN	10.00		
07/29/2014	99173 VISUAL ACUITY SCREEN	10.00		
07/29/2014	92551 Hearing screening	10.00		
07/29/2014	99393 Preventive Care Est. Pt. Age 5-11	140.00		
08/13/2014	TRICARE WEST UHC Payment	98.26		
08/13/2014	TRICARE WEST UHC Adjustment	37.17		
08/18/2014	Non Covered	0.00		
08/18/2014	Non Covered	10.00		
08/19/2014	Coinsurance			
08/19/2014	Your Account is now due. Thank you for your prompt response. Please contact our new biller at 800-893-3557 for all questions pertaining to your account.			
	Your Balance Due On These Services ...		24.57	
DATE	PATIENT NAME	ACCT. NO.	PAY THIS AMOUNT	AMOUNT
08/19/2014	Grace Strabala	18613		24.57
This is a statement for professional services rendered by your physician. You may receive a separate bill from the hospital for its services.		MAKE CHECK PAYABLE TO:	Mountainview Medical Associates	
IMPORTANT MESSAGE REGARDING YOUR ACCOUNT				

[Print](#)

Statement

PATIENT NAME Grace Strabala			IF PAYING BY CREDIT, FILL OUT BELOW. CHECK CARD USED <input type="checkbox"/> MASTER CARD <input type="checkbox"/> VISA <input type="checkbox"/> DISCOVER	
BILL DATE 10/21/2014	ACCT 18613	AMOUNT PAID	CARD NUMBER	AMOUNT PAID
			SIGNATURE:	EXP. DATE:
AMOUNT ENCLOSED:				
Sheryl Karosich 1347 Elges Ave Gardnerville NV 89410			THIS IS A STATEMENT OF SERVICES RENDERED BY PHYSICIAN(S) WHO ARE MEMBERS OF: Mountainview Medical Associates 1701 County Rd Suite H Minden NV 894234464 800-893-3557	
DATE OF SERVICE	DESCRIPTION OF SERVICE			AMOUNT
09/30/2014	Claim:29087, Provider: Carol Swartz, MD			
09/30/2014	STREP A ASSAY W/OPTIC			35.00
09/30/2014	Office Visit, Est Pt., Level 4			190.00
10/20/2014	TRICARE WEST UHC Payment			102.21
10/20/2014	TRICARE WEST UHC Adjustment			97.24
10/21/2014	Coinsurance			
10/21/2014	Your Account is now due. Thank you for your prompt response. Please contact our new biller at 800-893-3557 for all questions pertaining to your account. Your Balance Due On These Services ...			25.55
DATE 10/21/2014	PATIENT NAME Grace Strabala	ACCT. NO. 18613	PAY THIS AMOUNT	25.55
This is a statement for professional services rendered by your physician. You may receive a separate bill from the hospital for its services.		MAKE CHECK PAYABLE TO:	Mountainview Medical Associates	
IMPORTANT MESSAGE REGARDING YOUR ACCOUNT				

2015

Total = \$236.66

Faith = \$177.93

Grace = \$58.73

[Print](#)

Statement

PATIENT NAME Grace Strabala			IF PAYING BY CREDIT, FILL OUT BELOW. CHECK CARD USED <input type="checkbox"/> MASTER CARD <input type="checkbox"/> VISA <input type="checkbox"/> DISCOVER	
BILL DATE 02/17/2015	ACCT 18613	AMOUNT PAID	CARD NUMBER	AMOUNT PAID
			SIGNATURE:	EXP. DATE:
			AMOUNT ENCLOSED:	
Sheryl Karosich 1347 Elges Ave Gardnerville NV 89410			THIS IS A STATEMENT OF SERVICES RENDERED BY PHYSICIAN(S) WHO ARE MEMBERS OF: Mountainview Medical Associates 1701 County Rd Suite H Minden NV 894234464 800-893-3557	
DATE OF SERVICE	DESCRIPTION OF SERVICE			AMOUNT
02/02/2015	Claim:31990, Provider: Shelley Wilcox, APRN-FNP			
02/02/2015	87880 STREP A ASSAY W/OPTIC			35.00
02/02/2015	99214 Office Visit, Est Pt., Level 4			190.00
02/12/2015	TRICARE WEST UHC Payment			88.88
02/12/2015	TRICARE WEST UHC Adjustment			113.90
02/17/2015	Coinsurance			
02/17/2015	Your Account is now due. Thank you for your prompt response. Please contact our new biller at 800-893-3557 for all questions pertaining to your account.			
	Your Balance Due On These Services ...			22.22
DATE	PATIENT NAME	ACCT. NO.	PAY THIS AMOUNT	22.22
02/17/2015	Grace Strabala	18613		
This is a statement for professional services rendered by your physician. You may receive a separate bill from the hospital for its services.		MAKE CHECK PAYABLE TO:	Mountainview Medical Associates	
IMPORTANT MESSAGE REGARDING YOUR ACCOUNT				

[Print](#)

Statement

PATIENT NAME Faith Strabala			IF PAYING BY CREDIT, FILL OUT BELOW. CHECK CARD USED <input type="checkbox"/> MASTER CARD <input type="checkbox"/> VISA <input type="checkbox"/> DISCOVER	
BILL DATE 02/17/2015	ACCT 18612	AMOUNT PAID	CARD NUMBER	AMOUNT PAID
			SIGNATURE:	EXP. DATE:
AMOUNT ENCLOSED:				
Sheryl Karosich 1347 Elges Ave Gardnerville NV 89410			THIS IS A STATEMENT OF SERVICES RENDERED BY PHYSICIAN(S) WHO ARE MEMBERS OF: Mountainview Medical Associates 1701 County Rd Suite H Minden NV 894234464 800-893-3557	
DATE OF SERVICE	DESCRIPTION OF SERVICE			AMOUNT
02/02/2015	Claim:31997, Provider: Shelley Wilcox, APRN-FNP			
02/02/2015	87880 STREP A ASSAY W/OPTIC			35.00
02/02/2015	99214 Office Visit, Est Pt., Level 4			190.00
02/12/2015	TRICARE WEST UHC Payment			88.88
02/12/2015	TRICARE WEST UHC Adjustment			113.90
02/17/2015	Coinsurance			
02/17/2015	Your Account is now due. Thank you for your prompt response. Please contact our new biller at 800-893-3557 for all questions pertaining to your account.			
	Your Balance Due On These Services ...			22.22
DATE	PATIENT NAME	ACCT. NO.	PAY THIS AMOUNT	22.22
02/17/2015	Faith Strabala	18612		
This is a statement for professional services rendered by your physician. You may receive a separate bill from the hospital for its services.		MAKE CHECK PAYABLE TO:	Mountainvlew Medical Associates	
IMPORTANT MESSAGE REGARDING YOUR ACCOUNT				

Invoice

Send payments to:
Valley Eyecare & Eyewear Gallery
 1644 Hwy 395 Unit B-1
 Minden NV 89423
 (775) 783-1111

Service Date	Invoice Date	Invoice #
03/02/2015	03/02/2015	26181523

Patient	Patient #
Faith Strabala	11135356

Provider	Tax ID
Lyons, Somer OD	203057608

Bill To
 Sheryl Karosich
 1347 Elges Ave
 Gardnerville NV 89410

Code	Description	Price	Qty	Disc	Tax	Adjs	Paid	Balance
V2103	Lab Supplied sv sphcyl pl - 4.00/ 12 - 2.00	\$42.50	1	\$0.00	\$0.00	-\$17.50	\$0.00	\$25.00
	Billed to Insurance - Invoice 26181480 (\$42.50)							
	Transfer In - Coinsurance/Copay - Amount applied to patient copayment - \$25.00							
PAYMENT	Check - 03/02/2015 - 1733							-\$25.00

Sub-Total	\$42.50
Discounts	\$0.00
Tax	\$0.00
Total Amount	\$42.50
Adjustments	-\$17.50
Payments Received	\$25.00
Credits Granted	\$0.00
Balance Due	\$0.00

<u>Date</u>	<u>Name</u>	<u>Provider</u>	<u>Type</u>	<u>Description</u>	<u>Debit</u>	<u>Credit</u>
10/17/2014	Faith Strabala	20	Service	01208 TOPICAL AP FLUORIDE (EX. PROPHY) - CHILD Est Insurance \$35.00	\$35.00	
11/12/2014	Faith Strabala		Prim Ins Pmt	Insurance Check: Number 00009261 for claim from 10/17/2014		\$264.80
11/12/2014	Grace Strabala		Prim Ins Pmt	Insurance Check: Number 00009261 for claim from 10/17/2014		\$148.00
5/28/2015	Grace Strabala	20	Service	00120 PERIODIC ORAL EVALUATION Est Insurance \$47.00	\$47.00	
5/28/2015	Grace Strabala	20	Service	01120 PROPHYLAXIS-CHILD Est Insurance \$66.00	\$66.00	
5/28/2015	Grace Strabala	20	Service	01208 TOPICAL AP FLUORIDE (EX. PROPHY) - CHILD Est Insurance \$35.00	\$35.00	
5/28/2015	Grace Strabala	20	Service	00274 BITEWINGS-FOUR FILMS Est Insurance \$59.00	\$59.00	
5/28/2015	Faith Strabala	20	Service	00120 PERIODIC ORAL EVALUATION Est Insurance \$47.00	\$47.00	
5/28/2015	Faith Strabala	20	Service	01120 PROPHYLAXIS-CHILD Est Insurance \$66.00	\$66.00	
5/28/2015	Faith Strabala	20	Service	01208 TOPICAL AP FLUORIDE (EX. PROPHY) - CHILD Est Insurance \$35.00	\$35.00	
5/28/2015	Faith Strabala	20	Service	00274 BITEWINGS-FOUR FILMS Est Insurance \$59.00	\$59.00	
6/16/2015	Faith Strabala		Prim Ins Pmt	Insurance Check: Number 00009873 for claim from 5/28/2015		\$207.00
6/16/2015	Grace Strabala		Prim Ins Pmt	Insurance Check: Number 00009873 for claim from 5/28/2015		\$207.00
6/17/2015	Grace Strabala	1	Service	01351 SEALANT-PER TOOTH Tooth 3 Est Insurance \$49.00	\$49.00	
6/17/2015	Grace Strabala	1	Service	01351 SEALANT-PER TOOTH Tooth 14 Est Insurance \$49.00	\$49.00	
6/17/2015	Grace Strabala	1	Service	01351 SEALANT-PER TOOTH Tooth 19 Est Insurance \$49.00	\$49.00	
6/17/2015	Grace Strabala	1	Service	01351 SEALANT-PER TOOTH Tooth 30 Est Insurance \$49.00	\$49.00	
7/6/2015	Faith Strabala		Acct Pmt	Check: Number 1174		\$79.20
7/6/2015	Grace Strabala		Prim Ins Pmt	Insurance Check: Number 00009931 for claim from 6/17/2015		\$116.80
7/21/2015	Grace Strabala		Sec Ins Pmt	Insurance Check: Number 551863350 for claim from 6/17/2015		\$35.20
7/21/2015	Grace Strabala		Credit Adj	Forgive Difference Adj.: Credit Account On Closing of Claim		\$44.00
9/15/2015	Grace Strabala		Prim Ins Pmt	Insurance Check: Number 00010114 for claim from 10/17/2014	\$0.00	
12/16/2015	Faith Strabala	31	Service	00120 PERIODIC ORAL EVALUATION Est Insurance \$47.00	\$47.00	
12/16/2015	Faith Strabala	31	Service	01120 PROPHYLAXIS-CHILD Est Insurance \$66.00	\$66.00	
12/16/2015	Faith Strabala	31	Service	01208 TOPICAL AP FLUORIDE (EX. PROPHY) - CHILD Est Insurance \$35.00	\$35.00	
12/16/2015	Grace Strabala	31	Service	00120 PERIODIC ORAL EVALUATION Est Insurance \$47.00	\$47.00	
12/16/2015	Grace Strabala	31	Service	01120 PROPHYLAXIS-CHILD Est Insurance \$66.00	\$66.00	

Invoice

Send payments to:
Valley Eyecare & Eyewear Gallery
 1644 Hwy 395 Unit B-1
 Minden NV 89423
 (775) 783-1111

Service Date	Invoice Date	Invoice #
07/28/2015	07/28/2015	31500656

Patient	Patient #
Faith Strabala	11135356

Provider	Tax ID
Lyons, Somer OD	203057608

Bill To
 Sheryl Karosich
 1347 Elges Ave
 Gardnerville NV 89410

Code	Description	Price	Qty	Disc	Tax	Adjs	Paid	Balance
S0621	Routine ophthalmic exam including refraction - established patient Diagnoses: 367.0	\$109.00	1	\$0.00	\$0.00	-\$94.00	\$0.00	\$15.00
	Billed to Insurance - Invoice 31500609 (\$109.00)							
	Transfer In - Coinsurance/Copay - Amount applied to patient copayment - \$15.00							
V2103	Lab Supplied sv sphycl pt - 4.00/ 12 - 2.00	\$42.50	1	\$0.00	\$0.00	-\$27.50	\$0.00	\$15.00
	Billed to Insurance - Invoice 31500609 (\$42.50)							
	Transfer In - Coinsurance/Copay - Amount applied to patient copayment - \$15.00							
PAYMENT	Check - 07/28/2015 - 1753							-\$30.00

Sub-Total	\$151.50
Discounts	\$0.00
Tax	\$0.00
Total Amount	\$151.50
Adjustments	-\$121.50
Payments Received	\$30.00
Credits Granted	\$0.00
Balance Due	\$0.00

Invoice

Send payments to:
Valley Eyecare & Eyewear Gallery
 1644 Hwy 395 Unit B-1
 Minden NV 89423
 (775) 783-1111

Service Date	Invoice Date	Invoice #
07/28/2015	07/28/2015	31500648
Patient		Patient #
Grace Strabala		11135339
Provider		Tax ID
Lyons, Somer OD		203057608

Bill To
 Sheryl Karosich
 1347 Elges Ave
 Gardnerville NV 89410

Code	Description	Price	Qty	Disc	Tax	Adjs	Paid	Balance
CO-PAY	Patient service co-pay (Vision Service Plan)	\$15.00	1	\$0.00	\$0.00	\$0.00	\$0.00	\$15.00
PAYMENT	Check - 07/28/2015 - 1753							-\$15.00
Sub-Total								\$15.00
Discounts								\$0.00
Tax								\$0.00
Total Amount								\$15.00
Adjustments								\$0.00
Payments Received								\$15.00
Credits Granted								\$0.00
Balance Due								\$0.00

[Print](#)

Statement

PATIENT NAME Faith Strabala			IF PAYING BY CREDIT, FILL OUT BELOW. CHECK CARD USED <input type="checkbox"/> MASTER CARD <input type="checkbox"/> VISA <input type="checkbox"/> DISCOVER	
BILL DATE 08/18/2015	ACCT 18612	AMOUNT PAID	CARD NUMBER	AMOUNT PAID
			SIGNATURE:	EXP.DATE:
			AMOUNT ENCLOSED:	
Sheryl Karosich 1347 Elges Ave Gardnerville NV 89410			THIS IS A STATEMENT OF SERVICES RENDERED BY PHYSICIAN(S) WHO ARE MEMBERS OF: Mountainview Medical Associates 1701 COUNTY RD STE H MINDEN NV 89423-4465 800-893-3557	
DATE OF SERVICE	DESCRIPTION OF SERVICE		AMOUNT	
08/07/2015	Claim:35850, Provider: Shelley Wilcox, APRN-FNP			
08/07/2015	85018 HEMOGLOBIN		20.00	
08/07/2015	99173 VISUAL ACUITY SCREEN		25.00	
08/07/2015	92551 Hearing screening		30.00	
08/07/2015	99393 Preventive Care Est. Pt. Age 5-11		140.00	
08/17/2015	TRICARE WEST UHC Payment		86.03	
08/17/2015	TRICARE WEST UHC Adjustment		82.46	
08/17/2015	Non Covered		25.00	
08/18/2015	Coinsurance			
08/18/2015	Your Account is now due. Thank you for your prompt response. Please contact our new biller at 800-893-3557 for all questions pertaining to your account.			
	Your Balance Due On These Services ...		21.51	
DATE	PATIENT NAME	ACCT. NO.	PAY THIS AMOUNT	
08/18/2015	Faith Strabala	18612	21.51	
This is a statement for professional services rendered by your physician. You may receive a separate bill from the hospital for its services.		MAKE CHECK PAYABLE TO:	Mountainview Medical Associates	
IMPORTANT MESSAGE REGARDING YOUR ACCOUNT				

[Print](#)

Statement

PATIENT NAME Grace Strabala			IF PAYING BY CREDIT, FILL OUT BELOW. CHECK CARD USED <input type="checkbox"/> MASTER CARD <input type="checkbox"/> VISA <input type="checkbox"/> DISCOVER	
BILL DATE 08/25/2015	ACCT 18613	AMOUNT PAID	CARD NUMBER	AMOUNT PAID
			SIGNATURE:	EXP.DATE:
			AMOUNT ENCLOSED:	
Sheryl Karosich 1347 Elges Ave Gardnerville NV 89410			THIS IS A STATEMENT OF SERVICES RENDERED BY PHYSICIAN(S) WHO ARE MEMBERS OF: Mountainview Medical Associates 1701 COUNTY RD STE H MINDEN NV 89423-4465 800-893-3557	
DATE OF SERVICE	DESCRIPTION OF SERVICE			AMOUNT
08/07/2015	Claim:35846, Provider: Shelley Wilcox, APRN-FNP			
08/07/2015	85018 HEMOGLOBIN			20.00
08/07/2015	99173 VISUAL ACUITY SCREEN			25.00
08/07/2015	92551 Hearing screening			30.00
08/07/2015	99393 Preventive Care Est. Pt. Age 5-11			140.00
08/19/2015	TRICARE WEST UHC Payment			86.03
08/19/2015	TRICARE WEST UHC Adjustment			82.46
08/19/2015	Non Covered			25.00
08/25/2015	Coinsurance			
08/25/2015	Your Account is now due. Thank you for your prompt response. Please contact our new biller at 800-893-3557 for all questions pertaining to your account.			
	Your Balance Due On These Services ...			21.51
DATE	PATIENT NAME	ACCT. NO.	PAY THIS AMOUNT	
08/25/2015	Grace Strabala	18613	21.51	
This is a statement for professional services rendered by your physician. You may receive a separate bill from the hospital for its services.		MAKE CHECK PAYABLE TO:	Mountainview Medical Associates	
IMPORTANT MESSAGE REGARDING YOUR ACCOUNT				

2016

Total = \$366.67

Faith = \$293.28

Grace = \$73.39

Send payments to:

Valley Eyecare & Eyewear Gallery

1644 Hwy 395 Unit 3-1
Minden NV 89423
(775) 783-1111

Invoice

Service Date	Invoice Date	Invoice #
02/08/2016	02/08/2016	39620603

Patient	Patient #
Faith Strabala	11135356

Provider	Tax ID
Lyons, Somer OD	203057608

Bill To

Sheryl Karosich
1347 Elges Ave
Gardnerville NV 89410

Code	Description	Price	Qty	Disc	Tax	Adjs	Paid	Balance
V2103	Lab Supplied sv sphcyl pl - 4.00/ 12 - 2.00	\$42.50	1	\$0.00	\$0.00	\$0.00	\$0.00	\$42.50
	Billed to Insurance - Invoice 39620579 : (\$42.50)							
	Transfer In - Coinsurance/Copay - Amount applied to patient copayment : \$42.50							
V2103	Lab Supplied sv sphcyl pl - 4.00/ 12 - 2.00	\$42.50	1	\$0.00	\$0.00	\$0.00	\$0.00	\$42.50
	Billed to Insurance - Invoice 39620579 : (\$42.50)							
	Transfer In - Coinsurance/Copay - Amount applied to patient copayment : \$42.50							
V2784	Essilor Polycarbonate add on	\$50.00	1	\$0.00	\$0.00	\$0.00	\$0.00	\$50.00
	Billed to Insurance - Invoice 39620579 (\$50.00)							
	Transfer In - Coinsurance/Copay - Amount applied to patient copayment : \$50.00							
PAYMENT	Check - 02/08/2016							-\$75.10
PAYMENT	Credit Card (Visa) - 02/11/2016							-\$69.90

Sub-Total	\$135.00
Discounts	\$0.00
Tax	\$0.00
Total Amount	\$135.00
Adjustments	\$0.00
Payments Received	\$135.00
Credits Granted	\$0.00
Balance Due	\$0.00

[Print](#)

Statement

PATIENT NAME Faith Strabala			IF PAYING BY CREDIT, FILL OUT BELOW. CHECK CARD USED <input type="checkbox"/> MASTER CARD <input type="checkbox"/> VISA <input type="checkbox"/> DISCOVER	
BILL DATE 04/05/2016	ACCT 18612	AMOUNT PAID	CARD NUMBER	AMOUNT PAID
			SIGNATURE:	EXP. DATE:
			AMOUNT ENCLOSED:	
Sheryl Karosich 1347 Elges Ave Gardnerville NV 89410			THIS IS A STATEMENT OF SERVICES RENDERED BY PHYSICIAN(S) WHO ARE MEMBERS OF: Mountainview Medical Associates 1701 COUNTY RD STE H MINDEN NV 89423-4465 775-782-3933	
DATE OF SERVICE	DESCRIPTION OF SERVICE			AMOUNT
03/22/2016	Claim:40877, Provider: Shelley Wilcox, APRN-FNP			
03/22/2016	87880 STREP A ASSAY W/OPTIC			35.00
03/22/2016	87804 INFLUENZA Rapid Test			150.00
03/22/2016	99214 Office Visit, Est Pt., Level 4			190.00
03/31/2016	TRICARE WEST UHC Payment			115.94
03/31/2016	TRICARE WEST UHC Adjustment			230.07
04/05/2016	Coinsurance			
04/05/2016	Your Account is now due. Thank you for your prompt response. Please contact our new biller at 800-893-3557 for all questions pertaining to your account.			
	Your Balance Due On These Services ...			28.99
DATE 04/05/2016	PATIENT NAME Faith Strabala	ACCT. NO. 18612	PAY THIS AMOUNT	28.99
This is a statement for professional services rendered by your physician. You may receive a separate bill from the hospital for its services.		MAKE CHECK PAYABLE TO:	Mountainview Medical Associates	
IMPORTANT MESSAGE REGARDING YOUR ACCOUNT				

[Print](#)

Statement

PATIENT NAME Grace Strabala			IF PAYING BY CREDIT, FILL OUT BELOW. CHECK CARD USED <input type="checkbox"/> MASTER CARD <input type="checkbox"/> VISA <input type="checkbox"/> DISCOVER	
BILL DATE 06/28/2016	ACCT 18613	AMOUNT PAID	CARD NUMBER	AMOUNT PAID
			SIGNATURE:	EXP. DATE:
AMOUNT ENCLOSED:				
Sheryl Karosich 1347 Elges Ave Gardnerville NV 89410			THIS IS A STATEMENT OF SERVICES RENDERED BY PHYSICIAN(S) WHO ARE MEMBERS OF: Mountainview Medical Associates 1701 COUNTY RD STE H MINDEN NV 89423-4465 844-485-2315	
DATE OF SERVICE	DESCRIPTION OF SERVICE			AMOUNT
06/13/2016	Claim:42463, Provider: Carci Swartz, MD			
06/13/2016	99213 Office Visit, Est Pt., Level 3		130.00	
06/13/2016	17110 DESTRUCT LESION, 1-14		202.00	
06/24/2016	TRICARE WEST UHC Payment		153.42	
06/24/2016	TRICARE WEST UHC Adjustment		140.22	
06/28/2016	Coinsurance			
06/28/2016	Your Account is now due. Thank you for your prompt response. Please contact our new biller for all questions pertaining to your account.			
	Your Balance Due On These Services ...			38.36
DATE 06/28/2016	PATIENT NAME Grace Strabala	ACCT. NO. 18613	PAY THIS AMOUNT	38.36
This is a statement for professional services rendered by your physician. You may receive a separate bill from the hospital for its services.			MAKE CHECK PAYABLE TO:	Mountainview Medical Associates
IMPORTANT MESSAGE REGARDING YOUR ACCOUNT				

Send payments to:

Valley Eyecare & Eyewear Gallery

1644 Hwy 395 Unit B-1

Minden NV 89423

(775) 783-1111

Invoice

Service Date	Invoice Date	Invoice #
07/15/2016	07/15/2016	47030702

Patient	Patient #
Grace Strabala	11135339

Provider	Tax ID
Lyons, Somer OD	203057608

Bill To

Sheryl Karosich

1347 Elges Ave

Gardnerville NV 89410

Code	Description	Price	Qty	Disc	Tax	Adjs	Paid	Balance
50621	Routine ophthalmic exam including refraction established patient Diagnosis: Z01.00	\$109.00	1	\$0.00	\$0.00	-\$99.00	\$0.00	\$10.00
	Billed to insurance - Invoice 47029967 (\$109.00)							
	Transfer in - Coinsurance/Copay - Amount applied to patient copayment \$10.00							
PAYMENT	Credit Card (Visa) - 07/15/2016							-\$10.00
Sub-Total								\$109.00
Discounts								\$0.00
Tax								\$0.00
Total Amount								\$109.00
Adjustments								-\$99.00
Payments Received								\$10.00
Credits Granted								\$0.00
Balance Due								\$0.00

Send payments to:

Valley Eyecare & Eyewear Gallery

1644 Hwy 395 Unit B-1

Minden NV 89423

(775) 783-1111

Invoice

Service Date	Invoice Date	Invoice #
07/15/2016	07/15/2016	47001398

Patient	Patient #
Faith Strabala	11135356

Provider	Tax ID
Lyons, Somer OD	203057608

Bill To

Sheryl Karosich

1347 Elges Ave

Gardnerville NV 89410

Code	Description	Price	Qty	Disc	Tax	Adjs	Paid	Balance
S0621	Routine ophthalmic exam including refraction - established patient Diagnoses: H52.03 Billed to insurance - Invoice 47029353 (\$109.00)	\$109.00	1	\$0.00	\$0.00	-\$99.00	\$0.00	\$10.00
	Transfer In - Coinsurance/Copay - Amount applied to patient copayment: \$10.00							
V2100	Lab Supplied by sph pl - 4.00 Billed to insurance - Invoice 47020353 (\$42.50)	\$42.50	1	\$0.00	\$0.00	-\$17.50	\$0.00	\$25.00
	Transfer In - Coinsurance/Copay - Amount applied to patient copayment: \$25.00							
PAYMENT	Credit Card (Visa) - 07/15/2016							-\$35.00

Sub-Total	\$151.50
Discounts	\$0.00
Tax	\$0.00
Total Amount	\$151.50
Adjustments	-\$116.50
Payments Received	\$35.00
Credits Granted	\$0.00
Balance Due	\$0.00

[Print](#)

Statement

PATIENT NAME Grace Strabala			IF PAYING BY CREDIT, FILL OUT BELOW. CHECK CARD USED <input type="checkbox"/> MASTER CARD <input type="checkbox"/> VISA <input type="checkbox"/> DISCOVER	
BILL DATE 08/23/2016	ACCT 18613	AMOUNT PAID	CARD NUMBER	AMOUNT PAID
			SIGNATURE:	EXP. DATE:
			AMOUNT ENCLOSED:	
Sheryl Karosich 1347 Elges Ave Gardnerville NV 89410			THIS IS A STATEMENT OF SERVICES RENDERED BY PHYSICIAN(S) WHO ARE MEMBERS OF: Mountainview Medical Associates 1701 COUNTY RD STE H MENDEN NV 89423-4463 844-485-2315	
DATE OF SERVICE	DESCRIPTION OF SERVICE			AMOUNT
08/08/2016	Claim:44065, Provider: Carol Swartz, MD			
08/08/2016	85018 HEMOGLOBIN/HEMATOCRIT			20.00
08/08/2016	99173 VISUAL ACUITY SCREEN			25.00
08/08/2016	92551 Hearing screening			30.00
08/08/2016	99393 Preventive Care Est. Pt. Age 5-11			140.00
08/17/2016	TRICARE WEST UHC Payment			100.11
08/17/2016	TRICARE WEST UHC Adjustment			64.86
08/17/2016	Non Covered			25.00
08/23/2016	Coinsurance			
	Your Balance Due On These Services ...			25.03
DATE 08/23/2016	PATIENT NAME Grace Strabala	ACCT. NO. 18613	PAY THIS AMOUNT	25.03
This is a statement for professional services rendered by your physician. You may receive a separate bill from the hospital for its services.		MAKE CHECK PAYABLE TO:	Mountainview Medical Associates	
IMPORTANT MESSAGE REGARDING YOUR ACCOUNT				

[Print](#)

Statement

PATIENT NAME Faith Strabala		IF PAYING BY CREDIT, FILL OUT BELOW. CHECK CARD USED <input type="checkbox"/> MASTER CARD <input type="checkbox"/> VISA <input type="checkbox"/> DISCOVER	
BILL DATE 12/27/2016	ACCT 18612	AMOUNT PAID	CARD NUMBER AMOUNT PAID
SIGNATURE:		EXP. DATE:	
AMOUNT ENCLOSED:			
Sheryl Karosich 1347 Elges Ave Gardnerville NV 89410		THIS IS A STATEMENT OF SERVICES RENDERED BY PHYSICIAN(S) WHO ARE MEMBERS OF: Mountainview Medical Associates 1701 COUNTY RD STE H MINDEN NV 89423-4465 844-485-2315	
DATE OF SERVICE	DESCRIPTION OF SERVICE		AMOUNT
12/06/2016	Claim:47436, Provider: Shelley Wilcox, APRN-FNP		
12/06/2015	99214 Office Visit, Est Pt., Level 4		190.00
12/31/2016	TRICARE WEST UHC Payment		0.00
12/21/2015	TRICARE WEST UHC Adjustment		95.71
12/27/2015	Deductible		
12/27/2016	Your Account is now due. Thank you for your prompt response. Please contact our new biller for all questions pertaining to your account. Your Balance Due On These Services ...		94.29
DATE 12/27/2016	PATIENT NAME Faith Strabala	ACCT. NO. 18612	PAY THIS AMOUNT 94.29
This is a statement for professional services rendered by your physician. You may receive a separate bill from the hospital for its services.		MAKE CHECK PAYABLE TO:	Mountainview Medical Associates
IMPORTANT MESSAGE REGARDING YOUR ACCOUNT			

Faith = \$ 254.39

Grace = \$ 44.92

\$ 299.31

Total

2017

[Print](#)

Statement

PATIENT NAME Faith Strabala			IF PAYING BY CREDIT, FILL OUT BELOW. CHECK CARD USED <input type="checkbox"/> MASTER CARD <input type="checkbox"/> VISA <input type="checkbox"/> DISCOVER	
BILL DATE 04/04/2017	ACCT 18612	AMOUNT PAID	CARD NUMBER	AMOUNT PAID
			SIGNATURE:	EXP. DATE:
AMOUNT ENCLOSED:				
Sheryl Karosich 1347 Elges Ave Gardnerville NV 89410			THIS IS A STATEMENT OF SERVICES RENDERED BY PHYSICIAN(S) WHO ARE MEMBERS OF: Mountainview Medical Associates 1701 COUNTY RD STE H MINDEN NV 89423-4465 844-485-2315	
DATE OF SERVICE	DESCRIPTION OF SERVICE			AMOUNT
03/24/2017	Claim:50006, Provider: Shelley Wilcox, APRN-FNP			
03/24/2017	99214 Office Visit, Est Pt., Level 4			222.00
03/31/2017	TRICARE WEST UHC Payment			30.58
03/31/2017	TRICARE WEST UHC Adjustment			128.07
04/04/2017	Your Account is now due. Thank you for your prompt response. Please contact our new biller for all questions pertaining to your account. Your Balance Due On These Services ...			63.35
DATE 04/04/2017	PATIENT NAME Faith Strabala	ACCT. NO. 18612	PAY THIS AMOUNT	63.35
This is a statement for professional services rendered by your physician. You may receive a separate bill from the hospital for its services.			MAKE CHECK PAYABLE TO:	Mountainview Medical Associates
IMPORTANT MESSAGE REGARDING YOUR ACCOUNT				

[Print](#)

Statement

PATIENT NAME Grace Strabala		IF PAYING BY CREDIT, FILL OUT BELOW. CHECK CARD USED <input type="checkbox"/> MASTER CARD <input type="checkbox"/> VISA <input type="checkbox"/> DISCOVER	
BILL DATE 04/18/2017	ACCT 18613	AMOUNT PAID	CARD NUMBER AMOUNT PAID
		SIGNATURE:	EXP. DATE:
		AMOUNT ENCLOSED:	
Sheryl Karosich 1347 Elges Ave Gardnerville NV 89410		THIS IS A STATEMENT OF SERVICES RENDERED BY PHYSICIAN(S) WHO ARE MEMBERS OF: Mountainview Medical Associates 1701 COUNTY RD STE H MINDEN NV 89423-4465 844-485-2315	
DATE OF SERVICE	DESCRIPTION OF SERVICE		AMOUNT
04/10/2017	Claim:50457, Provider: Shelley Wilcox, APRN-FNP		
04/10/2017	87980 STREP A ASSAY W/OPTIC		35.00
04/10/2017	99214 Office Visit, Est Pt., Level 4		222.00
04/18/2017	TRICARE WEST UHC Payment		88.58
04/18/2017	TRICARE WEST UHC Adjustment		146.28
04/18/2017	Your Account is now due. Thank you for your prompt response. Please contact our new biller for all questions pertaining to your account. Your Balance Due On These Services ...		22.14
DATE 04/18/2017	PATIENT NAME Grace Strabala	ACCT. NO. 18613	PAY THIS AMOUNT 22.14
This is a statement for professional services rendered by your physician. You may receive a separate bill from the hospital for its services.		MAKE CHECK PAYABLE TO:	Mountainview Medical Associates
IMPORTANT MESSAGE REGARDING YOUR ACCOUNT			

[Print](#)

Statement

PATIENT NAME Grace Strabala			IF PAYING BY CREDIT, FILL OUT BELOW. CHECK CARD USED <input type="checkbox"/> MASTER CARD <input type="checkbox"/> VISA <input type="checkbox"/> DISCOVER	
BILL DATE 05/30/2017	ACCT 18613	AMOUNT PAID	CARD NUMBER	AMOUNT PAID
			SIGNATURE:	EXP. DATE:
			AMOUNT ENCLOSED:	
Sheryl Karosich 1347 Elges Ave Gardnerville NV 89410			THIS IS A STATEMENT OF SERVICES RENDERED BY PHYSICIAN(S) WHO ARE MEMBERS OF: Mountainview Medical Associates 1701 COUNTY RD STE H MINDEN NV 89423-4465 844-485-2315	
DATE OF SERVICE	DESCRIPTION OF SERVICE			AMOUNT
05/16/2017	Claim:51242, Provider: Shelley Wilcox, APRN-FNP			
05/16/2017	99213 Office Visit, Est Pt., Level 3			151.00
05/24/2017	TRICARE WEST UHC Payment			51.12
05/24/2017	TRICARE WEST UHC Adjustment			87.10
	Your Balance Due On These Services ...			12.78
DATE 05/30/2017	PATIENT NAME Grace Strabala	ACCT. NO. 18613	PAY THIS AMOUNT	12.78
This is a statement for professional services rendered by your physician. You may receive a separate bill from the hospital for its services.			MAKE CHECK PAYABLE TO:	Mountainview Medical Associates
IMPORTANT MESSAGE REGARDING YOUR ACCOUNT				

Send payments to:

Valley Eyecare & Eyewear Gallery

1644 Hwy 395 Unit B-1
Minden NV 89423
(775) 783-1111

Invoice

Service Date	Invoice Date	Invoice #
06/26/2017	06/26/2017	65031391

Patient	Patient #
Failin Strabala	11135356

Provider	Tax ID
Lyons, Somer OD	203057608

Bill To

Vision Service Plan
P.O. Box 997100
Sacramento CA 95899

Code	Description	Price	Qty	Disc	Tax	Adjs	Paid	Balance
S0621	Routine ophthalmic exam including refraction - established patient Diagnosis: H52.02	\$119.00	1	\$0.00	\$0.00	-\$60.50	\$58.50	\$0.00
	Transfer Out - Insurance/Copay - Amount applied to patient copayment : (\$10.00)							
	Writeoff - Third party discount - Fee reduced/Participating Provider : (\$58.50)							
V2020	AV554S	\$139.00	1	\$0.00	\$0.00	-\$129.50	\$9.50	\$0.00
	Transfer Out - Insurance/Copay - Amount applied to patient copayment : (\$55.20)							
	Writeoff - Third party discount - Fee reduced/Participating Provider : (\$74.30)							
V2100	Lab Supplied sv sph pl - 4.00	\$42.50	1	\$0.00	\$0.00	-\$24.50	\$18.00	\$0.00
	Writeoff - Third party discount - Fee reduced/Participating Provider : (\$34.50)							
V2103	Lab Supplied sv sph cyl pl - 4.00/1.12 - 2.00	\$42.50	1	\$0.00	\$0.00	-\$59.50	-\$17.00	\$0.00
	Writeoff - Third party discount - Fee reduced/Participating Provider : (\$59.50)							
V2784	Essilor Polycarbonate add on	\$50.00	1	\$0.00	\$0.00	-\$50.00	\$0.00	\$0.00
	Writeoff - Third party discount - Fee reduced/Participating Provider : (\$50.00)							
PAYMENT	EFT - 07/19/2017 - 93141164							-\$116.00

Sub-Total	\$453.00
Discounts	\$0.00
Tax	\$0.00
Total Amount	\$453.00
Adjustments	-\$337.00
Payments Received	\$116.00
Credits Granted	\$0.00
Balance Due	\$0.00

Invoice

Send payments to:
Valley Eyecare & Eyewear Gallery
 1644 Hwy 395 Unit B-1
 Minden NV 89423
 (775) 783-1111

Service Date	Invoice Date	Invoice #
06/26/2017	06/27/2017	65089891
Patient		Patient #
Grace Sirabala		11135339
Provider		Tax ID
Lyons, Somer OD		203057608

Bill To
 Sheryl Karosich
 1347 Elges Ave
 Gardnerville NV 89410

Code	Description	Price	Qty	Disc	Tax	Adjs	Paid	Balance
S0621	Routine ophthalmic exam including refraction - established patient Diagnoses: H52.03	\$119.00	1	50.00	\$0.00	-\$109.00	\$0.00	\$10.00
	Billed to Insurance - Invoice 65031512, (\$113.00)							
	Transfer In - Coinsurance/Copay - Amount applied to patient copayment - \$10.00							
PAYMENT	Check - 06/27/2017 - 1913							-\$10.00
Sub-Total								\$119.00
Discounts								\$0.00
Tax								\$0.00
Total Amount								\$119.00
Adjustments								-\$109.00
Payments Received								\$10.00
Credits Granted								\$0.00
Balance Due								\$0.00

[Print](#)

Statement

PATIENT NAME Faith Strabala		IF PAYING BY CREDIT, FILL OUT BELOW. CHECK CARD USED <input type="checkbox"/> MASTER CARD <input type="checkbox"/> VISA <input type="checkbox"/> DISCOVER	
BILL DATE 11/21/2017	ACCT 18612	AMOUNT PAID	CARD NUMBER
		AMOUNT PAID	EXP. DATE:
		SIGNATURE:	EXP. DATE:
AMOUNT ENCLOSED:			
Sheryl Karosich 1347 Elges Ave Gardnerville NV 89410		THIS IS A STATEMENT OF SERVICES RENDERED BY PHYSICIAN(S) WHO ARE MEMBERS OF: Mountainview Medical Associates 1701 COUNTY RD STE H MINDEN NV 89423-4465 844-485-2315	
DATE OF SERVICE	DESCRIPTION OF SERVICE	AMOUNT	
11/10/2017	Claim:54874, Provider: Carol Swartz, MD		
11/10/2017	99213 Office Visit, Est Pt., Level 3	151.00	
11/20/2017	TRICARE WEST UHC Payment	60.14	
11/20/2017	TRICARE WEST UHC Adjustment	75.82	
11/21/2017	Your Account is now due. Thank you for your prompt response. Please contact our new biller for all questions pertaining to your account. Your Balance Due On These Services ...		15.04
DATE 11/21/2017	PATIENT NAME Faith Strabala	ACCT. NO. 18612	PAY THIS AMOUNT 15.04
This is a statement for professional services rendered by your physician. You may receive a separate bill from the hospital for its services.		MAKE CHECK PAYABLE TO:	Mountainview Medical Associates
IMPORTANT MESSAGE REGARDING YOUR ACCOUNT			

Invoice

Send payments to:
Valley Eyecare & Eyewear Gallery
 1644 Hwy 395 Unit B-1
 Minden NV 89423
 (775) 783-1111

Service Date	Invoice Date	Invoice #
12/19/2017	12/19/2017	75150693
Patient		Patient #
Faith Strabala		11135356
Provider		Tax ID
Lyons, Somer OD		203057608

Bill To
 Sheryl Karosich
 1347 Elges Ave
 Gardnerville NV 89410

Code	Description	Price	Qty	Disc	Tax	Adjs	Paid	Balance
92310	Contact lens medical services level III Diagnoses: H92.02	\$139.00	1	\$0.00	\$0.00	-\$79.00	\$0.00	\$60.00
	Billed to insurance - Invoice 75142401 : (\$139.00)							
	Transfer In - Coinsurance/Copay - Amount applied to patient copayment : \$60.00							
PAYMENT	Credit Card (Visa) - 12/19/2017							-\$60.00
Sub-Total								\$139.00
Discounts								\$0.00
Tax								\$0.00
Total Amount								\$139.00
Adjustments								-\$79.00
Payments Received								\$60.00
Credits Granted								\$0.00
Balance Due								\$0.00

2018

Total to Date = \$ 719.58

Faith = \$ 482.21

Grace = \$ 237.37

Invoice

Send payments to:
Valley Eyecare & Eyewear Gallery
 1644 Hwy 395 Unit B-1
 Minden NV 89423
 (775) 783-1111

Service Date	Invoice Date	Invoice #
01/16/2018	01/16/2018	76784287

Patient	Patient #
Faith Strabala	11135356

Provider	Tax ID
Lyons, Somer OD	203057608

Bill To
 Sheryl Karosich
 1347 Elges Ave
 Gardnerville NV 89410

Code	Description	Price	Qty	Disc	Tax	Adjs	Paid	Balance
V2513	Alcon Air Optix Night & Day Aqua	\$90.00	2	\$0.00	\$0.00	-\$166.00	\$0.00	\$14.00
	Billed to Insurance - invoice 76784280 (\$160.00)							
	Transfer In - Coinsurance/Copay - Amount applied to patient copayment - \$14.00							
PAYMENT	Credit Card (Visa) - 01/16/2018							-\$14.00
Sub-Total								\$180.00
Discounts								\$0.00
Tax								\$0.00
Total Amount								\$180.00
Adjustments								-\$166.00
Payments Received								\$14.00
Credits Granted								\$0.00
Balance Due								\$0.00

Messages

* indicates the item was billed to your insurance company

Faith mole removals

Statement Detail Account No. 42010

Date	Provider	Description	Charge	Credits	Balance	Pt. Resp
1/4/2018	* Kyle Machynia PA-C	99203 - New Patient Level 3 E/M	\$150.00	\$0.00		
2/6/2018	* Kyle Machynia PA-C	Insurance Adjustment	\$0.00	\$38.82	\$111.18	\$111.18
1/4/2018	* Kyle Machynia PA-C	11301 - SHVG SKIN LES 1 TRUNK/ARM/LEG DIAM 0.6-1.0 CM	\$195.00	\$0.00		
2/6/2018	* Kyle Machynia PA-C	Insurance Adjustment	\$0.00	\$132.21		
2/5/2018	* Kyle Machynia PA-C	Insurance Payment	\$0.00	\$23.97	\$38.82	\$38.82
1/4/2018	* Martin Salm M.D. LTD.	88305 - LVL IV-SURG PATH GROSS&MCRSCP XM	\$360.00	\$0.00		
2/6/2018	* Martin Salm M.D. LTD.	Insurance Adjustment	\$0.00	\$217.84		
2/6/2018	* Martin Salm M.D. LTD.	insurance Payment	\$0.00	\$106.62	\$35.54	\$35.54

1208
185.54

Account Summary	Account Balance	Insurance Due	Last Payment Date	Last Pat. Payment
	\$185.54	\$0.00		

Amount Due	\$185.54
------------	----------

Aging	0-30	31-60	61-90	90+
	\$185.54	\$0.00	\$0.00	\$0.00

Advanced Derm PO Box 5910 Stateline, NV 894495910
For Billing Inquiries Call: (775) 583-5000

This is a statement for professional services rendered by your physician. You may receive a separate bill from the hospital for its services.

Messages

- You can now pay your bill online by visiting <https://secure.epayhealthcare.com/mma547epay>

Statement Detail			Statement Date 2018-03-27	Account No. 18612		
Claim No.	Visit Date	Activity Date	Description of Service	Charges	Payments	Balance
56336	2018-01-30	2018-01-30	Claim: 56336, Provider: Carol Swartz, MD			
56336	2018-01-30	2018-01-30	90651 Gardasil 9	232.00		
56336	2018-01-30	2018-01-30	99211 Office Visit, Est Pt., Level 1	42.00		
56336	2018-01-30	2018-01-30	90460 IMADM ANY ROUTE 1ST VAC/TOX 18 & UNDER	53.00		
56336	2018-01-30	2018-03-03	TRICARE WEST HNFS Payment		232.00	
56336	2018-01-30	2018-03-15	TRICARE WEST UHC Payment		-232.00	
56336	2018-01-30	2018-03-15	TRICARE WEST UHC Payment		255.32	
56336	2018-01-30	2018-03-15	TRICARE WEST UHC Adjustment		29.68	
56336	2018-01-30	2018-03-26	TRICARE WEST HNFS Payment		0.00	
56336	2018-01-30	2018-03-26	TRICARE WEST HNFS Adjustment		23.58	
56336	2018-01-30	2018-03-27	Your Account is now due. Thank you for your prompt response. Please contact our new biller for all questions pertaining to your account.			
56336	2018-01-30	2018-03-27	Your Balance Due On These Services ...			18.42

4/19/18
72/14

Aging	Current	31 - 60	61 - 90	91 - 120	120+
	18.42	0.00	0.00	0.00	0.00

Payment Due
18.42

Mountainview Medical Associates 1701 COUNTY RD STE H Minden, NV 89423
 For Billing Inquiries Call: 844-485-2315 Patient: Faith Strabala

Description	Charges	Pay/Adj	Pending Ins.	Pat Balance
Patient Name: GRACE STRABALA Date of Service: 3/20/2018				
Visit Number: 14320767 Hospital/Physician: Kenneth A Gibb, M.D.				
OFFICE/OUTPT VISIT, NEW, LEVEL III	217.00			
STREP A ASSAY W/OPTIC	42.00			
INSURANCE ADJUSTMENT - TRICARE		-116.02		
INSURANCE PAYMENT - TRICARE		-98.65		
PROFESSIONAL/CLINIC SERVICES BALANCE			0.00	44.33

Account Balance	44.33
Unapplied Payments	0.00
Account Balance minus Unapplied Payments	44.33
Please pay this amount	44.33

1119
5/26/18

Thank you for choosing Carson Valley Medical Center for your family's healthcare needs. We hope you will always feel confident in our commitment to your health.

Please Pay this Amount: **\$44.33**

Patient Financial Assistance Program: Carson Valley Medical Center offers financial assistance to eligible patients who cannot afford to pay for their healthcare and do not qualify for government programs such as Medicaid. Eligibility is determined by multiple factors including income and family size. For additional information on our Community Care program or to request an application, please visit us online at www.cvmchospital.org or contact us at 775-782-1625.

STATEMENT

SEE REVERSE SIDE FOR IMPORTANT BILLING INFORMATION

101343-55



[Print](#)

Statement

PATIENT NAME Faith Strabala			IF PAYING BY CREDIT, FILL OUT BELOW. CHECK CARD USED <input type="checkbox"/> MASTER CARD <input type="checkbox"/> VISA <input type="checkbox"/> DISCOVER	
BILL DATE 03/27/2018	ACCT 18612	AMOUNT PAID	CARD NUMBER	AMOUNT PAID
			SIGNATURE:	EXP. DATE:
			AMOUNT ENCLOSED:	
Sheryl Karosich 1347 Elges Ave Gardnerville NV 89410			THIS IS A STATEMENT OF SERVICES RENDERED BY PHYSICIAN(S) WHO ARE MEMBERS OF: Mountainview Medical Associates 1701 COUNTY RD STE H MINDEN NV 89423-4465 844-485-2315	
DATE OF SERVICE	DESCRIPTION OF SERVICE			AMOUNT
01/30/2018	Claim:56336, Provider: Carol Swartz, MD			
01/30/2018	90651 Gardasil 9			232.00
01/30/2018	99211 Office Visit, Est Pt., Level 1			42.00
01/30/2018	90460 IMADM ANY ROUTE 1ST VAC/TOX 18 & UNDER			53.00
03/03/2018	TRICARE WEST HNFS Payment			232.00
03/15/2018	TRICARE WEST UHC Payment			-232.00
03/15/2018	TRICARE WEST UHC Payment			255.32
03/15/2018	TRICARE WEST UHC Adjustment			29.68
03/26/2018	TRICARE WEST HNFS Payment			0.00
03/26/2018	TRICARE WEST HNFS Adjustment			23.58
03/27/2018	Your Account is now due. Thank you for your prompt response. Please contact our new biller for all questions pertaining to your account.			
	Your Balance Due On These Services ...			18.42
DATE	PATIENT NAME	ACCT. NO.	PAY THIS AMOUNT	
03/27/2018	Faith Strabala	18612	18.42	
This is a statement for professional services rendered by your physician. You may receive a separate bill from the hospital for its services.		MAKE CHECK PAYABLE TO:	Mountainview Medical Associates	
IMPORTANT MESSAGE REGARDING YOUR ACCOUNT				

Description	Charges	Pay/Adj	Pending Ins.	Pat Balance
Patient Name: GRACE STRABALA Date of Service: 4/25/2018				
Visit Number: 14581856 Hospital/Physician: CARSON VALLEY MED CTR				
Radiology - Diagnostic	438.88			
Emergency Room	751.95			
PROFESSIONAL FEES -	388.00			
INSURANCE ADJUSTMENT - TRICARE		-1,168.00		
INSURANCE PAYMENT - TRICARE		-314.08		
HOSPITAL SERVICES BALANCE			0.00	96.75

Account Balance	96.75
Unapplied Payments	0.00
Account Balance minus Unapplied Payments	96.75
Please pay this amount	96.75

1225
4/25

Please Pay this Amount: **\$96.75**

Thank you for choosing Carson Valley Medical Center for your family's healthcare needs. We hope you will always feel confident in our commitment to your health.

Patent Financial Assistance Program: Carson Valley Medical Center offers financial assistance to eligible patients who cannot afford to pay for their healthcare and do not qualify for government programs such as Medicaid. Eligibility is determined by multiple factors including income and family size. For additional information on our Community Care program or to request an application, please visit us online at www.cvmchospital.org or contact us at 775-732-1625.

STATEMENT

SEE REVERSE SIDE FOR IMPORTANT BILLING INFORMATION

101346-32





Go Green and Stay Secure! Receive statements...

secure website.

Go to: <https://tahoeFracture.myezyaccess.com/PatientMain.aspx>

Date	Description	Charges	Payments & Adjustments	Patient Responsibility
05/07/2018	Graca E Strabala(283377)/ROGER RCGALSKI/659519			
	Location: Tahoe Fracture GV			
05/07/2018	Office Visit New/Moderate	319.00		
05/07/2018	Radiologic examination, elbow; complete, minimum of three views	118.00		
05/22/2018	CI Contractual insurance Adjustment from Tricare Select CA		-294.26	
05/22/2018	PYMT Payment from Tricare Select CA		-107.06	
05/22/2018	Transfer from Insurance			
	Per your insurance carrier(s) this amount is your responsibility. Please pay the balance due. Thank you.			
	BALANCE:			35.68
<p>1223 6/17</p> <p>Reflects transactions posted through 06/01/2018</p>				
	Insurance Pending	0.00	Additional Patient Responsibility	35.68

Important Message

The Total Patient Responsibility Is Due In Full. Thank You!

We kindly ask your cooperation in paying this amount within the next 10 business days or contact our office so that we may help you make arrangements to settle your account.

Make Payments Online At
<https://tahoeFracture.myezyaccess.com/Patient/Main.aspx>

Please see reverse for additional payment options

[Print](#)

Statement

PATIENT NAME Faith Strabala			IF PAYING BY CREDIT, FILL OUT BELOW. CHECK CARD USED <input type="checkbox"/> MASTER CARD <input type="checkbox"/> VISA <input type="checkbox"/> DISCOVER	
BILL DATE 06/12/2018	ACCT 18612	AMOUNT PAID	CARD NUMBER	AMOUNT PAID
			SIGNATURE:	EXP. DATE:
AMOUNT ENCLOSED:				
Sheryl Karosich 1347 Elges Ave Gardnerville NV 89410			THIS IS A STATEMENT OF SERVICES RENDERED BY PHYSICIAN(S) WHO ARE MEMBERS OF: Mountainview Medical Associates 1701 COUNTY RD STE H MINDEN NV 89423-4465 844-485-2315	
DATE OF SERVICE	DESCRIPTION OF SERVICE			AMOUNT
05/31/2018	Claim:58530, Provider: Ronna Alcartado, FNP			
05/31/2018	99213 Office Visit, Est Pt., Level 3			150.00
06/11/2018	TRICARE WEST HNFS Payment			27.82
06/11/2018	TRICARE WEST HNFS Adjustment			\$4.18
06/12/2018	Your Account is now due. Thank you for your prompt response. Please contact our new biller for all questions pertaining to your account. Your Balance Due On These Services ...			28.00
DATE 06/12/2018	PATIENT NAME Faith Strabala	ACCT. NO. 18612	PAY THIS AMOUNT	28.00
This is a statement for professional services rendered by your physician. You may receive a separate bill from the hospital for its services.			MAKE CHECK PAYABLE TO:	Mountainview Medical Associates
IMPORTANT MESSAGE REGARDING YOUR ACCOUNT				

Invoice

Send payments to:
Valley Eyecare & Eyewear Gallery
 1644 Hwy 395 Unit B-1
 Minden NV 89423
 (775) 783-1111

Service Date	Invoice Date	Invoice #
07/24/2018	07/24/2018	88547675

Patient	Patient #
Faith Strabala	11135356

Provider	Tax ID
Lyons, Somer OD	203057608

Bill To
 Sheryl Karosich
 1347 Elges Ave
 Gardnerville NV 89410

Code	Description	Price	Qty	Disc	Tax	Adjs	Paid	Balance
92014	COMP. OPHTH. SERVICE, EST PT Diagnoses: H04.123, H52.222	\$114.00	1	\$0.00	\$0.00	-\$104.00	\$0.00	\$10.00
	Billed to Insurance - Invoice 88545171 - (\$114.00)							
	Transfer In - Coinsurance/Copay - Amount applied to patient copayment \$10.00							
V2100	Lab Supplied av sph pt - 4.00	\$42.50	1	\$0.00	\$0.00	-\$17.50	\$0.00	\$25.00
	Billed to Insurance - Invoice 88545171 (\$42.50)							
	Transfer In - Coinsurance/Copay - Amount applied to patient copayment : \$25.00							
PAYMENT	Credit Card (Visa) - 07/24/2018							-\$35.00

Sub-Total	\$156.50
Discounts	\$0.00
Tax	\$0.00
Total Amount	\$156.50
Adjustments	-\$121.50
Payments Received	\$35.00
Credits Granted	\$0.00
Balance Due	\$0.00

[Print](#)

Statement

PATIENT NAME Faith Strabala			IF PAYING BY CREDIT, FILL OUT BELOW. CHECK CARD USED <input type="checkbox"/> MASTER CARD <input type="checkbox"/> VISA <input type="checkbox"/> DISCOVER	
BILL DATE 08/07/2018	ACCT 18612	AMOUNT PAID	CARD NUMBER	AMOUNT PAID
			SIGNATURE:	EXP. DATE:
			AMOUNT ENCLOSED:	
Sheryl Karosich 1347 Elges Ave Gardnerville NV 89410			THIS IS A STATEMENT OF SERVICES RENDERED BY PHYSICIAN(S) WHO ARE MEMBERS OF: Mountainview Medical Associates 1701 COUNTY RD STE H MINDEN NV 89423-4465 844-485-2315	
DATE OF SERVICE	DESCRIPTION OF SERVICE			AMOUNT
07/24/2018	Claim:59497, Provider: Carol Swartz, MD			
07/24/2018	85018 HEMOGLOBIN/HEMATOCRIT			20.00
07/24/2018	92551 Hearing screening			30.00
07/24/2018	99394 Preventive Care Est Pt. Age 12-17			238.00
07/24/2018	99173 VISUAL ACUITY SCREEN			25.00
07/24/2018	CDCHG Code Changed			
08/01/2018	TRICARE WEST UHC Payment			107.08
08/01/2018	TRICARE WEST UHC Adjustment			169.67
08/03/2018	Non Covered			25.00
08/07/2018	Your Account is now due. Thank you for your prompt response. Please contact our new biller for all questions pertaining to your account.			
	Your Balance Due On These Services ...			11.25
DATE 08/07/2018	PATIENT NAME Faith Strabala	ACCT. NO. 18612	PAY THIS AMOUNT	11.25
This is a statement for professional services rendered by your physician. You may receive a separate bill from the hospital for its services.		MAKE CHECK PAYABLE TO:	Mountainview Medical Associates	
IMPORTANT MESSAGE REGARDING YOUR ACCOUNT				

[Print](#)

Statement

PATIENT NAME Grace Strabala		IF PAYING BY CREDIT, FILL OUT BELOW. CHECK CARD USED <input type="checkbox"/> MASTER CARD <input type="checkbox"/> VISA <input type="checkbox"/> DISCOVER	
BILL DATE 08/07/2018	ACCT 18613	AMOUNT PAID	CARD NUMBER AMOUNT PAID
		SIGNATURE:	EXP. DATE:
		AMOUNT ENCLOSED:	
Sheryl Karosich 1347 Elges Ave Gardnerville NV 89410		THIS IS A STATEMENT OF SERVICES RENDERED BY PHYSICIAN(S) WHO ARE MEMBERS OF: Mountainview Medical Associates 1701 COUNTY RD STE H MINDEN NV 89423-4465 844-485-2315	
DATE OF SERVICE	DESCRIPTION OF SERVICE		AMOUNT
07/24/2018	Claim:59498, Provider: Carol Swartz, MD		
07/24/2018	85018 HEMOGLOBIN/HEMATOCRIT		20.00
07/24/2018	99173 VISUAL ACUITY SCREEN		25.00
07/24/2018	92551 Hearing screening		30.00
07/24/2018	80061 LIPID PANEL		37.00
07/24/2018	82947 Glucose test		20.00
07/24/2018	99393 Preventive Care Est. Pt. Age 5-11		217.00
08/03/2018	TRICARE WEST HNFS Payment		116.45
08/03/2018	TRICARE WEST HNFS Adjustment		196.30
08/03/2018	Non Covered		25.00
08/07/2018	Your Account is now due. Thank you for your prompt response. Please contact our new biller for all questions pertaining to your account.		
	Your Balance Due On These Services ...		11.25
DATE	PATIENT NAME	ACCT. NO.	PAY THIS AMOUNT
08/07/2018	Grace Strabala	18613	11.25
This is a statement for professional services rendered by your physician. You may receive a separate bill from the hospital for its services.		MAKE CHECK PAYABLE TO:	Mountainview Medical Associates
IMPORTANT MESSAGE REGARDING YOUR ACCOUNT			



CARSON TAHOE
— HEALTH —

PO Box 1660 + Greeley CO 80632-1660
(775) 461-1485 + Toll Free: (855) 432-4304

Grace Elbow Injury

Thank you for choosing Carson Tahoe Health. We hope to continue serving your healthcare needs. All insurance carriers were billed and have processed your claim. The outstanding balance is now due. If you have any questions or concerns about your bill, please contact our Customer Service Department at (775) 461-1485 or toll free (855) 432-4304 between the hours of 8:00 a.m. and 5:00 p.m.

Thank you in advance for your cooperation and prompt attention to this matter. We look forward to serving you and your family in the future.

STATEMENT

Summary

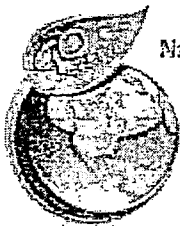
Guarantor Name	KAROSICH, SHERYL
Statement Date	11/27/2013
Total Charges	29.46
Insurance Payments	0.00
Patient Payments	0.00
Adjustments	0.00

Account details on reverse side of this statement

Total Left to Pay \$29.46

FOR BILLING QUESTIONS: Please call
 Carson Tahoe Health
 Business Office
 Local: (775) 461-1485
 Toll Free: (855) 432-4304
 Monday - Friday 8:00 am and 5:00 pm

Date of Last Payment	Amount of Last Payment
10/20/2014	\$49.36



Nature is important ... So is convenience!
To make a payment, update your information, and more, visit:
www.carsonatahce.com

check #1244
12/4/13

Space only permits for a limited number of accounts. Please call our office with any billing questions.

PLEASE SEE REVERSE SIDE FOR IMPORTANT INFORMATION

Please Detach Lower Portion and Return With Payment

304CSFPRS032010000023

Motion Spine and Sport Chiropractic Clinic LLC

1316 US Hwy 395 N., Suite C
 Gardnerville, NV 89410
 Phone: 775-392-4345 Fax: 775-392-4547

Patient Appointment Receipt

Strabala, Faith
 1347 Elges Ave
 Gardnerville, NV 89410

Cell (775) 450-5279
 Work (775) 782-5117

Appr: 10/12/2018 11:00 AM Provider: Christopher Blaha, DC - Tax ID#: 31-3948313
 Purpose: New Patient Tx Plan:

Dx: M47.898 : Other spondylosis, sacral and sacrococcygeal region, M99.05 : Sublx pelvic reg M99.05, M47.897 : Lumbosacral spondylosis
 M47.897, M99.04 : SUBLX SACRAL REGION M99.04, M25.562 : Pain in left knee, M99.06 : Seg and scmatic dysf of lower extremity

Date	Code	Mod	Description	Charge Amount	Ins	Units	Patient Amount	Tax	Credit	Adjust	Balance
			Balance forward as of 10/11/2018								\$0.00
10/12/2018	99203	25	NP Detailed 99203	\$100.00	\$0.00	1	\$90.00			(\$10.00)	\$90.00
10/12/2018	96940		Manipulation 1-2 Regions 96940	\$60.00	\$0.00	1	\$0.00			(\$60.00)	\$90.00
10/12/2018			Payment-Credit Card						\$90.00		\$0.00
Balance as of 10/12/2018											\$0.00

Tue, Oct 16 18

04:00 PM Chiropractic Tx

Christopher Blaha, DC

Provider Signature X _____

Patient Signature X _____

Motion Spine and Sport Chiropractic Clinic LLC

1516 US Hwy 395 N., Suite C
 Gardnerville, NV 89410
 Phone: 775-392-4545 Fax: 775-392-4547

Patient Appointment Receipt

Strabala, Faith
 1347 Edges Ave
 Gardnerville, NV 89410

Cell (775) 450-5279
 Work (775) 782-5117

Appt: 10/16/2018 04:00 PM Provider: Christopher Blaha, DC - Tax ID#: 81-3948313
 Purpose: Chiropractic Tx Tx Plan:

Dx: M47.898 : Other spondylosis, sacral and sacroccocygeal region, M99.05 : Subix pelvic reg M99.05, M47.897 : Lumbosacral spondylosis
 M47.897, M99.04 : SUBLX SACRAL REGION M99.04, M25.562 : Pain in left knee, M99.06 : Seg and scmatic dyst of lower extremity

Date	Code	Mod	Description	Charge Amount	Ins	Patient	Units	Amount	Tax	Credit	Adjust	Balance
			Balance forward as of 10/15/2018									\$0.00
10/16/2018	98940		Manipulation 1-2 Regions 98940	\$80.00	\$0.00		1	\$50.00			(\$10.00)	\$50.00
10/16/2018			Payment-Credit Card							\$50.00		\$0.00
											Balance as of 10/16/2018	\$0.00

Fri, Oct 19 13

03:00 PM Chiropractic Tx

Christopher Blaha, DC

Provider Signature X _____

Patient Signature X _____

Motion Spine and Sport Chiropractic Clinic LLC

1516 US Hwy 395 N., Suite C
 Gardnerville, NV 89410
 Phone: 775-392-4545 Fax: 775-392-4547

Patient Appointment Receipt

Strabala, Faith
 1347 Elges Ave
 Gardnerville, NV 89410

Cell (775) 450-5279
 Work (775) 782-5117

Apppt: 10/19/2018 03:00 PM Provider: Christopher Blaha, DC Tax ID#: 81-3943313
 Purpose: Chiropractic Tx Tx Plan:

Dx: M47.898 : Other spondylosis, sacral and sacrococcygeal region, M99.05 : Sublx peivic reg M99.C5, M47.897 : Lumbosacral spondylosis
 M47.897, M99.C4 : SUBLX SACRAL REGION M99.C4, M25.562 : Pain in left knee, M99.C6 : Seg and somatic dysf of lower extremity

Date	Code	Mod	Description	Charge Amount	Ins	Units	Patient Amount	Tax	Credit	Adjust	Balance
			Balance forward as of 10/18/2018								\$0.00
10/19/2018	98940		Manipulation 1-2 Regions 98940	\$60.00	\$0.00	1	\$50.00			(\$10.00)	\$50.00
10/19/2018			Payment-Credit Card						\$50.00		\$0.00
Balance as of 10/19/2018											\$0.00

Provider Signature X _____

Patient Signature X _____

January
2019

Total to Date = \$96.36

Faith = \$14.00

Grace = \$82.36

This is a statement for professional services rendered by your physician. You may receive a separate bill from the hospital for its services.

Messages

- You can pay your bill quickly and easily through the Patient Portal located on our website: www.mountainviewmedicalassociates.com

Statement Detail Statement Date 2019-01-02 Account No. 18613

Claim No.	Visit Date	Activity Date	Description of Service	Charges	Payments	Balance
62830	2018-12-14	2018-12-14	Claim:62830, Provider: Shelley Wilcox, APRN-FNP			
62830	2018-12-14	2018-12-14	87880 STREP A ASSAY W/OPTIC	35.00		
62830	2018-12-14	2018-12-14	99214 Office Visit, Est Pt., Level 4	221.00		
62830	2018-12-14	2018-12-28	TRICARE WEST HNFS Payment		14.37	
62830	2018-12-14	2018-12-28	TRICARE WEST HNFS Adjustment		159.27	
62830	2018-12-14	2019-01-02	Your Account is now due. Thank you for your prompt response. Please contact our new biller for all questions pertaining to your account.			
62830	2018-12-14	2019-01-02	Your Balance Due On These Services ...			82.36

1247
1/26

Grace Strabala

Aging	Current	31 - 60	61 - 90	91 - 120	120+
	82.36	0.00	0.00	0.00	0.00

Payment Due
82.36

Mountainview Medical Associates 1701 COUNTY RD STE H Minden, NV 89423
 For Billing Inquiries Call: 844-485-2315 www.mountainviewmedicalassociates.com

Invoice

Send payments to:
Valley Eyecare & Eyewear Gallery
 1538 Highway 395
 Gardnerville NV 89410
 (775) 783-1111

Service Date	Invoice Date	Invoice #
01/04/2019	01/04/2019	99017501

Patient	Patient #
Faith Strabala	11135356

Provider	Tax ID
Lyons, Somer OD	203057608

Bill To
 Sheryl Karosich
 1347 Elges Ave
 Gardnerville NV 89410


Code	Description	Price	Qty	Disc	Tax	Adjs	Paid	Balance
V2513	Alcon Air Optix Night & Day Aqua	\$90.00	2	\$0.00	\$0.00	-\$166.0	\$0.00	\$14.00
	Billed to Insurance - Invoice 99017314 : (\$180.00)							
	Transfer In - Coinsurance/Copay - Amount applied to patient copayment : \$14.00							
PAYMENT	Credit Card (Visa) - 01/04/2019							-\$14.00

Sub-Total	\$180.00
Discounts	\$0.00
Tax	\$0.00
Total Amount	\$180.00
Adjustments	-\$166.00
Payments Received	\$14.00
Credits Granted	\$0.00
Balance Due	\$0.00

Daycare for Faith & Grace

& Summer Camp

2013 - 2019



Tax Statement (Itemized)

Main Street Preschool

1520 HWy 395
Gardnerville, NV 89410
(775) 392-1230

Printed for 1/1/2013 - 12/31/2013

2013

9:45 AM

1/3/2014

Federal Tax ID: 27-2447622

State Tax ID:

Northway, Sheryl
4555 E Fifth St.
Carson, NV 89701

Secondary Sponsor: Karosich, Kevin
4555 E Fifth St.
Carson, NV 89701

Payments

Check Payment

4yrs 1 day full	\$25.00
Drop-In 5 hrs	\$81.20

Total Payments

\$106.20

Payments for Strabala, Grace

Cash Payment

4yrs 19 full days 5 days a week	\$111.80
4yrs 20 full days 5 days a week	\$591.20
4yrs 22 full days 5 days a week	\$17.00
B/A Care 17 days	\$26.00
Kindergarten Full	\$99.00

Check Payment

4yrs 19 full days 5 days a week	\$220.40
4yrs 20 full days 5 days a week	\$234.60
4yrs 21 full days 5 days a week	\$437.40
4yrs 22 full days 5 days a week	\$902.80
4yrs 7 full days 5 days a week	\$154.00
Application Fee	\$29.60
B/A Care 17 days	\$68.00
bad check fee	\$25.00
Kindergarten Full	\$1,201.00

Total Payments for Strabala, Grace

\$4,117.80

Overall Total:

\$4,224.00

2013

Tax Receipt

City of Carson City
201 N. Carson Street

Carson City NV 89701
Tel: (775) 887-2290

Parks & Recreation
841 N Roop St
Carson City NV 89701
775-887-2290



Permit Center / Business Lic Div
108 East Proctor St
Carson City NV 89701
775-897-2105

FEIN: 88-6000189

For the year: 2013

Received From:
Northway, Sheryl
4555 E. Fifth Street
Carson City, NV 89701

Strabala, Faith DOB: Jun 30, 2006
Fremont Kids Klub - January - March 2013: Jan 22, 2013 - Mar 22, 2013 #1041

Date

Fee paid in

Eligible

Year
2013

Amount

Jan 18, 2013

From Account Credit
Balance

\$30.00

\$30.00

Total:

\$30.00

\$30.00

Fremont Kids Klub - January - March 2013: Jan 22, 2013 - Mar 22, 2013 #1041

Jan 29, 2013

Credit Card (*)

\$30.00

\$30.00

Total:

\$30.00

\$30.00

Fremont Kids Klub - January - March 2013: Jan 22, 2013 - Mar 22, 2013 #1041

Feb 3, 2013

Credit Card (*)

\$30.00

\$30.00

Total:

\$30.00

\$30.00

Fremont Kids Klub - January - March 2013: Jan 22, 2013 - Mar 22, 2013 #1041

Feb 10, 2013

Credit Card (*)

\$30.00

\$30.00

Total:

\$30.00

\$30.00

Fremont Kids Klub - January - March 2013: Jan 22, 2013 - Mar 22, 2013 #1041

Feb 16, 2013

Credit Card (*)

\$30.00

\$30.00

Total:

\$30.00

\$30.00

Fremont Kids Klub - January - March 2013: Jan 22, 2013 - Mar 22, 2013 #1041

Feb 23, 2013

Credit Card (*)

\$30.00

\$30.00

Total:

\$30.00

\$30.00

Fremont Kids Klub - January - March 2013: Jan 22, 2013 - Mar 22, 2013 #1041

Jan 4, 2014 5:07 AM

Tax Receipt

Mar 1, 2013	Credit Card (*)	\$30.00	\$30.00
Fremont Kids Klub - January - March 2013: Jan 22, 2013 - Mar 22, 2013 #1041	Total:	\$30.00	\$30.00
Mar 7, 2013	Credit Card (*)	\$30.00	\$30.00
Fremont Kids Klub - January - March 2013: Jan 22, 2013 - Mar 22, 2013 #1041	Total:	\$30.00	\$30.00
Mar 17, 2013	Credit Card (*)	\$30.00	\$30.00
Fremont Kids Klub - April - June 2013: Apr 7, 2013 - Apr 13, 2013 #1212	Total:	\$30.00	\$30.00
Apr 7, 2013	Credit Card (*)	\$80.00	\$80.00
Fremont Kids Klub - April - June 2013: Apr 14, 2013 - Apr 20, 2013 #1212	Total:	\$80.00	\$80.00
Apr 14, 2013	Credit Card (*)	\$30.00	\$30.00
Fremont Kids Klub - April - June 2013: Apr 14, 2013 - Apr 20, 2013 #1212	Total:	\$30.00	\$30.00
Apr 14, 2013	Credit Card (*)	\$15.00	\$15.00
Fremont Kids Klub - April - June 2013: Apr 21, 2013 - Apr 27, 2013 #1212	Total:	\$15.00	\$15.00
Apr 21, 2013	Credit Card (*)	\$30.00	\$30.00
Fremont Kids Klub - April - June 2013: Apr 21, 2013 - Apr 27, 2013 #1212	Total:	\$30.00	\$30.00
Apr 21, 2013	Credit Card (*)	\$15.00	\$15.00
Fremont Kids Klub - April - June 2013: Apr 28, 2013 - May 4, 2013 #1212	Total:	\$15.00	\$15.00
Apr 28, 2013	Credit Card (*)	\$30.00	\$30.00
Fremont Kids Klub - April - June 2013: May 5, 2013 - May 11, 2013 #1212	Total:	\$30.00	\$30.00
May 3, 2013	Credit Card (*)	\$30.00	\$30.00
Fremont Kids Klub - April - June 2013: May 12, 2013 - May 18, 2013 #1212	Total:	\$30.00	\$30.00
May 12, 2013	Credit Card (*)	\$30.00	\$30.00
	Total:	\$30.00	\$30.00

Jan 4, 2014 5:07 AM

Tax Receipt

Fremont Kids Klub - April - June 2013: May 19, 2013 - May 25, 2013 #1212

May 19, 2013

Credit Card (*)	\$30.00	\$30.00
Total:	\$30.00	\$30.00

Fremont Kids Klub - April - June 2013: May 26, 2013 - Jun 1, 2013 #1212

May 26, 2013

Credit Card (*)	\$30.00	\$30.00
Total:	\$30.00	\$30.00

Fremont Kids Klub - April - June 2013: Jun 2, 2013 - Jun 8, 2013 #1212

Jun 2, 2013

Credit Card (*)	\$30.00	\$30.00
Total:	\$30.00	\$30.00

Fremont Kids Klub - April - June 2013: Jun 9, 2013 - Jun 15, 2013 #1212

Jun 9, 2013

Credit Card (*)	\$30.00	\$30.00
Total:	\$30.00	\$30.00

Fremont Kids Klub - April - June 2013: Jun 16, 2013 - Jun 22, 2013 #1212

Jun 19, 2013

Credit Card (*)	\$30.00	\$30.00
Total:	\$30.00	\$30.00

Total for Strabala, Faith \$680.00

Receipt Total: \$680.00



BOYS & GIRLS CLUBS
OF WESTERN NEVADA

BGC of Carson Valley 3931
701 Long Valley Rd.
Gardnerville, NV 89460

Phone: (775) 443-7642
Fax: (775) 882-0260
Email: info@bgcwn.org
Web: www.bgcwn.org



www.nFocus.com

STATEMENT

Bill To: Kevin Karosich Household
4555 E. Fifth st.
Carson City, NV 89705
(775) 721-1883

Date Printed: 01/08/14 11:32 AM

Date Range: 05/01/13-01/31/14

Date	Billed Person	Description	Balance Due	Payment
WED 08/19/13	603-Faith Strabala	3931-509588 Full Time Membership	\$30.00	\$30.00
WED 07/03/13	603-Faith Strabala	3931-519506 Summer 2013 - Week 05 Activity	\$40.00	\$0.00
WED 07/03/13	603-Faith Strabala	3931-519509 Summer 2013 - Week 04 Activity	\$40.00	\$40.00
WED 07/17/13	603-Faith Strabala	3931-527816 Summer 2013 - Week 07 Activity	\$40.00	\$40.00
WED 07/17/13	603-Faith Strabala	3931-527819	(\$40.00)	\$0.00
WED 07/17/13	603-Faith Strabala	3931-527819 Summer 2013 - Week 06 Activity	\$40.00	\$40.00
WED 07/17/13	603-Faith Strabala	3931-527823 Summer 2013 - Field Trip 08-Swim Center Activity	\$10.00	\$10.00
WED 07/17/13	603-Faith Strabala	3931-527824 Summer 2013 - Field Trip 09-Roller Kingdom Activity	\$15.00	\$15.00
TUE 07/23/13	628-Grace Strabala	3931-531308 Full Time Membership	\$30.00	\$0.00
FRI 08/09/13	603-Faith Strabala	3931-540830 Summer 2013 - Week 08 Activity	\$40.00	\$0.00
FRI 08/09/13	603-Faith Strabala	3931-540830 Summer 2013 - Week 09 Activity	\$40.00	\$0.00
FRI 08/09/13	603-Faith Strabala	3931-540830 Summer 2013 - Week 10 Activity	\$40.00	\$0.00
MON 08/19/13	603-Faith Strabala	3931-544508 Summer 2013 - Week 11 Activity	\$40.00	\$0.00

Total	\$365.00	\$175.00
-------	----------	----------

Total Balance Due	\$190.00
-------------------	----------

Douglas County

1327 Waterloo Lane
Gardnerville, NV 89410

(775) 782-9828

Sheryl Strabala
4555 E. Fyth Street
Carson City, NV 89701

Receipt

DATE / TIME	RECEIPT NUMBER USER NAME	CHARGES					PAYMENTS	BALANCE DUE
8/28/2013 9:20 AM	1097907.001 Patti Gurule	\$ 95.00					\$ 95.00	\$ 0.00

PAYER INFORMATION

PAYER NAME	ADDRESS	PHONE #	PAYMENT TYPE INFORMATION	AMOUNT
Sheryl Strabala # 63036	4555 E Fyth Street Carson City, NV 89701	Home: (775) 450-5279	CREDIT CARD No: *0700 ID#: per in person	\$ 95.00

TRANSACTION(S)

CUSTOMER NAME	TRANSACTION INFORMATION		FEES/AMOUNT
Faith Strabala # 63035	Enrolled into Minden Elementary School: Minden Elementary School	Kids Club MES Sept PM - #:3003.302 From: 09/03/2013 to 09/30/2013 From: 03:00 PM to 06:00 PM Meets every: M Tu W Th F	Activity \$ 95.00

Thank you for your business. Have a great day!

Save all receipts for your records. We do not have a year end statement.
Douglas County Parks & Recreation Federal Tax ID #88-6000031.

Douglas County Recreation Administration

1323 Waterloo Ln
Gardnerville NV 89410

Transaction#: 105
Register#: 2
Cashier: Patti
Batch#: 22
Customer: NORTHWAY, SHERYL
Date: 9/10/2013
Transaction Type: Sales
Confirmation#: 100837

Description	Unit Price	Qty	Amount
Reg for JVES Adven Youth	\$0.00	1	\$0.00
Enr for JVES Adven Youth	\$23.00	1	\$23.00
		Subtotal	\$23.00
		Sales Tax	\$0.00
		Grand Total	\$23.00

Approval Code: 181647. Visa XXXXXXXXXXXXX0700 \$23.00

Douglas County Recreation Administration

1323 Waterloo Ln
Gardnerville NV 89410

Transaction#: 309
Register#: 12
Cashier: Liz
Batch#: 46
Customer: NORTHWAY, SHERYL
Date: 9/25/2013
Transaction Type: Sales
Confirmation#: 101454

Description	Unit Price	Qty	Amount
Enr for Kids Club Early Sign	\$105 00	1	\$105.00
		Subtotal	\$105.00
		Sales Tax	\$0.00
		Grand Total	\$105.00

Approval Code: 140557, Visa XXXXXXXXXXXX0700 \$105.00

Douglas County Recreation Administration

1323 Waterloo Ln
Gardnerville NV 89410

Transaction#: 452
Register#: 2
Cashier: Patti
Batch#: 69
Customer: NORTHWAY, SHERYL
Date: 10/2/2013
Transaction Type: Sales
Confirmation#: 101804

Description	Unit Price	Qty	Amount
Reg for GES Advent Youth	\$0.00	1	\$0.00
Enr for GES Advent Youth	\$23.00	1	\$23.00
		Subtotal	\$23.00
		Sales Tax	\$0.00
		Grand Total	\$23.00

Approval Code: 195539, Visa XXXXXXXXXXXXX0700 \$23.00



Administrative Office
 1323 Waterfoo Ln
 Gardnerville NV, 89410

SALES RECEIPT

Transaction Number: 452
Date: 10/02/2013 12:53 PM
Batch #: 69
Register #: 2
Cashier: Patti

SHERYL NORTHWAY
 4555 E FIFTH ST
 CARSON CITY, NV 89701-7663

Confirmation Number: 101804

Description	Unit Price	Qty	Amount
Registrant: STRABALA, FAITH Activity: GES Adventure Camp - Gardnerville Elementary School Session: October 7, 2013 - Fall Schedule: 10/07/2013 - 10/07/2013 Mon : 7:00 AM - 6:00 PM Classification: Youth Reminders:			
GES Adventure Camp Registration Fee.	\$0.00	1	\$0.00
Mon 10/07/2013 Daily Enrollment	\$23.00	1	\$23.00

Subtotal \$23.00
 Sales Tax \$0.00
Shopping Cart Total \$23.00

Visa Tendered \$23.00

Card:
 Auth: 195539

X _____



Douglas County Recreation
 1323 Waterloo Ln
 Gardnerville NV, 89410

SALES RECEIPT

Transaction Number: 1057
Date: 11/04/2013 03:08 PM
Batch #: 154
Register #: 2
Cashier: Patti

SHERYL NORTHWAY
 4555 E FIFTH ST
 CARSON CITY, NV 89701-7663

Confirmation Number: 103433

Description	Unit Price	Qty	Amount
Registrant: STRABALA, FAITH Activity: Kids Club MES PM - Minden Elementary School Session: November 2013 - Fall Schedule: 11/04/2013 - 11/27/2013 Weekdays : 3:00 PM - 6:00 PM Some exceptions apply Ask the Cashier Classification: Regular Sign Up Reminders: November 2013 Enrollment			
	\$90.00	1	\$90.00

Subtotal \$90.00
 Sales Tax \$0.00
Shopping Cart Total \$90.00

Check Tendered \$90.00
 Check Number: 1623

Douglas County Recreation Administration

1323 Waterloo Ln
Gardnerville NV 89410

Transaction#: 1453
Register#: 2
Cashier: Patti
Batch#: 217
Customer: NORTHWAY, SHERYL
Date: 12/2/2013
Transaction Type: Sales
Confirmation#: 105727

Description	Unit Price	Qty	Amount
Enr for Kids Club Early Sign	\$75.00	1	\$75.00
		Subtotal	\$75.00
		Sales Tax	\$0.00
		Grand Total	\$75.00
	Approval Code 161686, Visa XXXXXXXXXXXX0700		\$75.00

Douglas County Recreation Administration

1323 Waterloo Ln
Gardnerville NV 89410

Transaction#: 1789
Register#: 2
Cashier: Patti
Batch#: 280
Customer: NORTHWAY, SHERYL
Date: 12/30/2013
Transaction Type: Sales
Confirmation#: 108092

Description	Unit Price	Qty	Amount
Enr for Kids Club Early Sign	\$90.00	1	\$90.00
		Subtotal	\$90.00
		Sales Tax	\$0.00
		Grand Total	\$90.00
		Account Number: 1637. Check	\$90.00

2015

4:01 PM

2/2/2016



Tax Statement
Main Street Preschool
1520 HWy 395
Gardnerville, NV 89410
(775) 392-1230
Printed for 1/1/2015 - 12/31/2015


Federal Tax ID: 27-2447622
State Tax ID:


Northway, Sheryl
4555 E Fifth St.
Carson, NV 89701

Secondary Sponsor: Karosich, Kevin
4555 E Fifth St.
Carson, NV 89701

Payment Item	Amount	Count
Check Payment	650.00	4
Payments Total:	650.00	

Grace Strabala

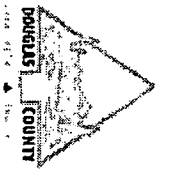




Douglas County Community Services

Purchase Listing
 Purchase Date 11/12 - 12/31/18 / Selected Accounts / Purchase Types: Reg, Day, Plyr, Team / By Purchase Date / Exclude Zero Amount Purchases / Item Detail / Paid/Non-Invoiced Purchases Only

Date/Time	Day	Fun#	Inv#	Type	Account	Description	Subtotal	Tax	Paid	Balance	Employee
3/31/15 11:27 AM	Tue	26554		Reg	Karosich, Sheri (personal)	3. Kids Club MES March AM (Grace Strabala)	\$2.50	\$0.00	\$2.50	\$0.00	Amanda Reid
						Amount	Qty	Total			
						\$2.50	1	\$2.50			
4/27/15 7:51 PM	Mon	30847		Reg	Karosich, Sheri (personal)	5. Kids Club MES May PM (Faith Strabala)	\$100.00	\$0.00	\$100.00	\$0.00	
						Amount	Qty	Total			
						\$100.00	1	\$100.00			
4/27/15 7:51 PM	Mon	30848		Reg	Karosich, Sheri (personal)	5. Kids Club MES May PM (Grace Strabala)	\$100.00	\$0.00	\$100.00	\$0.00	
						Amount	Qty	Total			
						\$100.00	1	\$100.00			
8/11/15 10:53 AM	Tue	50797		Reg	Karosich, Sheri (personal)	08. Kids Club MES Aug AM (Faith Strabala)	\$27.50	\$0.00	\$27.50	\$0.00	
						Amount	Qty	Total			
						\$27.50	1	\$27.50			
8/11/15 10:53 AM	Tue	50798		Reg	Karosich, Sheri (personal)	08. Kids Club MES Aug AM (Grace Strabala)	\$27.50	\$0.00	\$27.50	\$0.00	
						Amount	Qty	Total			
						\$27.50	1	\$27.50			
8/27/15 12:06 PM	Thu	52811.1		Reg	Karosich, Sheri (personal)	09. Kids Club GES Sept AM (Grace Strabala)	\$50.00	\$0.00	\$50.00	\$0.00	Amanda Reid
						Amount	Qty	Total			
						\$50.00	1	\$50.00			
8/27/15 12:07 PM	Thu	52812.1		Reg	Karosich, Sheri (personal)	09. Kids Club GES Sept AM (Faith Strabala)	\$50.00	\$0.00	\$50.00	\$0.00	Amanda Reid
						Amount	Qty	Total			
						\$50.00	1	\$50.00			
8/27/15 2:31 PM	Thu	53064		Reg	Karosich, Sheri (personal)	09. Kids Club GES Sept AM (Faith Strabala)	\$50.00	\$0.00	\$50.00	\$0.00	Amanda Reid
						Amount	Qty	Total			
						\$50.00	1	\$50.00			
9/14/15 11:36 AM	Mon	54536		Reg	Karosich, Sheri (personal)	10. Kids Club GES Oct AM (Grace Strabala)	\$50.00	\$0.00	\$50.00	\$0.00	Georgiana Romero
						Amount	Qty	Total			
						\$50.00	1	\$50.00			




Douglas County Community Services

Purchase Listing
 Purchase Date 11/11/12 - 12/31/18 / Selected Accounts / Purchase Types: Reg, Day, Plyr, Team / By Purchase Date / Exclude Zero Amount Purchases / Item Detail /
 Paid/Non-Invoiced Purchases Only

Date/Time	Day	Purch#	Inv #	Type	Account	Description	Subtotal	Tax	Ball	Balance	Employee
9/14/15 11:35 AM	Mon	54539		Reg	Karosich, Shen (personal)	10. Kids Club GES Oct AM (Faith Strabala)	\$50.00	\$0.00	\$50.00	\$0.00	Georgiana Romero
						Amount	Qty	Total			
						\$50.00	1	\$50.00			
						(\$10.00)	1	(\$10.00)			
									\$40.00	\$0.00	
10/21/15 7 47 AM	Wed	61110		Reg	Karosich, Shen (personal)	11. Kids Club GES Nov AM (Faith Strabala)	\$40.00	\$0.00	\$40.00	\$0.00	
						Amount	Qty	Total			
						\$50.00	1	\$50.00			
						(\$10.00)	1	(\$10.00)			
									\$40.00	\$0.00	
10/21/15 7 47 AM	Wed	61111		Reg	Karosich, Shen (personal)	11. Kids Club GES Nov AM (Grace Strabala)	\$40.00	\$0.00	\$40.00	\$0.00	
						Amount	Qty	Total			
						\$50.00	1	\$50.00			
						(\$10.00)	1	(\$10.00)			
									\$40.00	\$0.00	
11/24/15 2 19 PM	Tue	68733		Reg	Karosich, Shen (personal)	12. Kids Club GES Dec AM (Faith Strabala)	\$35.00	\$0.00	\$35.00	\$0.00	
						Amount	Qty	Total			
						\$45.00	1	\$45.00			
						(\$10.00)	1	(\$10.00)			
									\$35.00	\$0.00	
11/24/15 2 19 PM	Tue	68734		Reg	Karosich, Shen (personal)	12. Kids Club GES Dec AM (Grace Strabala)	\$35.00	\$0.00	\$35.00	\$0.00	
						Amount	Qty	Total			
						\$45.00	1	\$45.00			
						(\$10.00)	1	(\$10.00)			
									\$35.00	\$0.00	
12/23/15 8 34 AM	Wed	75277		Reg	Karosich, Shen (personal)	01. Kids Club GES Jan AM (Faith Strabala)	\$45.00	\$0.00	\$45.00	\$0.00	
						Amount	Qty	Total			
						\$55.00	1	\$55.00			
						(\$10.00)	1	(\$10.00)			
									\$45.00	\$0.00	
12/23/15 8:34 AM	Wed	75278		Reg	Karosich, Shen (personal)	01. Kids Club GES Jan AM (Grace Strabala)	\$45.00	\$0.00	\$45.00	\$0.00	
						Amount	Qty	Total			
						\$55.00	1	\$55.00			
						(\$10.00)	1	(\$10.00)			
									\$45.00	\$0.00	
12/23/15 8:35 AM	Wed	75279		Reg	Karosich, Shen (personal)	Triple Double Basketball Clinic - 1/6 - 1/27 (Grace Strabala)	\$60.00	\$0.00	\$60.00	\$0.00	
						Amount	Qty	Total			
						\$60.00	1	\$60.00			
									\$60.00	\$0.00	
2/1/16 3:30 PM	Mon	85450		Reg	Karosich, Shen (personal)	02. Kids Club GES Feb AM (Faith Strabala)	\$47.50	\$0.00	\$47.50	\$0.00	
						Amount	Qty	Total			
						\$57.50	1	\$57.50			
						(\$10.00)	1	(\$10.00)			
									\$47.50	\$0.00	

2016


\$0.00 Amanda Roid



Douglas County Community Services

Purchase Listing
 Purchase Date 1/1/12 - 12/31/18 / Selected Accounts / Purchase Typos: Reg, Day, Pwr, Team / By Purchase Date / Exclude Zero Amount Purchases / Item Detail /
 Paid/Non-Invoiced Purchases Only

Day	Purch #	Inv #	Type	Account	Description	Subtotal	Tax	Paid	Balance	Employee
5/16/16	109016		Day	Karosich, Shen (personal)	MES Summer 2016 Adv Camp / 6/13/16 7:00 AM - 6:00 PM (Faith Strabala)	\$26.00	\$0.00	\$26.00	\$0.00	
					Amount	Qty	Total			
					\$26.00	1	\$26.00			
							\$0.00			
					MES Summer 2016 Adv Camp / 6/17/16 7:00 AM - 6:00 PM (Faith Strabala)			\$26.00		
					Amount	Qty	Total			
					\$26.00	1	\$26.00			
							\$0.00			
					MES Summer 2016 Adv Camp / 6/14/16 7:00 AM - 6:00 PM (Faith Strabala)			\$26.00		
					Amount	Qty	Total			
					\$26.00	1	\$26.00			
							\$0.00			
					MES Summer 2016 Adv Camp / 6/6/16 7:00 AM - 6:00 PM (Grace Strabala)			\$26.00		
					Amount	Qty	Total			
					\$26.00	1	\$26.00			
							\$0.00			
					MES Summer 2016 Adv Camp / 6/13/16 7:00 AM - 6:00 PM (Grace Strabala)			\$26.00		
					Amount	Qty	Total			
					\$26.00	1	\$26.00			
							\$0.00			
					MES Summer 2016 Adv Camp / 6/7/16 7:00 AM - 6:00 PM (Grace Strabala)			\$23.00		
					Amount	Qty	Total			
					\$23.00	1	\$23.00			
							\$0.00			
					MES Summer 2016 Adv Camp / 6/14/16 7:00 AM - 6:00 PM (Grace Strabala)			\$23.00		
					Amount	Qty	Total			
					\$23.00	1	\$23.00			
							\$0.00			
					MES Summer 2016 Adv Camp / 6/9/16 7:00 AM - 6:00 PM (Faith Strabala)			\$26.00		
					Amount	Qty	Total			
					\$26.00	1	\$26.00			
							\$0.00			
					MES Summer 2016 Adv Camp / 6/16/16 7:00 AM - 6:00 PM (Faith Strabala)			\$26.00		
					Amount	Qty	Total			
					\$26.00	1	\$26.00			
							\$0.00			



Douglas County Community Services

Purchase Listing
 Purchase Date 1/1/12 - 12/31/18 / Selected Accounts / Purchase Types: Reg, Day, Plyr, Team / By Purchase Date / Excludo Zero Amount Purchases / Item Detail /
 Paid/Non-Invoiced Purchases Only

Date/Time	Day	Plyr #	Inv #	Typ	Account	Description	Subtotal	Tax	Rate	Balance Employee
6/6/16 3:01 PM	Mon	113980		Day	Karosich, Shen (personal)	MES Summer 2016 Adv Camp / 6/9/16 7:00 AM - 6:00 PM (Grace Strabala)	\$23.00	\$0.00	\$23.00	\$0.00 Georgiana Romero
						Item Name Adventure Camp 2016 Multi-Sibling Discount (Adv Camp)	Qty 1	Total \$26.00 (\$3.00)		
6/6/16 1:02 PM	Mon	113981		Day	Karosich, Shen (personal)	MES Summer 2016 Adv Camp / 6/10/16 7:00 AM - 6:00 PM (Faith Strabala)	\$26.00	\$0.00	\$26.00	\$0.00 Georgiana Romero
						Item Name Adventure Camp 2016	Qty 1	Total \$26.00		
6/6/16 3:02 PM	Mon	113982		Day	Karosich, Shen (personal)	MES Summer 2016 Adv Camp / 6/10/16 7:00 AM - 6:00 PM (Grace Strabala)	\$23.00	\$0.00	\$23.00	\$0.00 Georgiana Romero
						Item Name Adventure Camp 2016	Qty 1	Total \$26.00 (\$3.00)		
6/9/16 2:19 PM	Thu	114529		Day	Karosich, Shen (personal)	MES Summer 2016 Adv Camp / 6/16/16 7:00 AM - 6:00 PM (Grace Strabala)	\$26.00	\$0.00	\$26.00	\$0.00
						Item Name Adventure Camp 2016 Multi-Sibling Discount (Adv Camp)	Qty 1	Total \$26.00 (\$3.00)		
6/9/16 2:19 PM	Thu	114630		Day	Karosich, Shen (personal)	MES Summer 2016 Adv Camp / 6/16/16 7:00 AM - 6:00 PM (Faith Strabala)	\$23.00	\$0.00	\$23.00	\$0.00
						Item Name Adventure Camp 2016	Qty 1	Total \$26.00		
7/13/16 10:11 AM	Wed	120305		Day	Karosich, Shen (personal)	MES Summer 2016 Adv Camp / 7/28/16 7:00 AM - 6:00 PM (Faith Strabala)	\$26.00	\$0.00	\$26.00	\$0.00
						Item Name Adventure Camp 2016	Qty 1	Total \$26.00		
7/13/16 10:12 AM	Wed	120306		Day	Karosich, Shen (personal)	MES Summer 2016 Adv Camp / 7/28/16 7:00 AM - 6:00 PM (Grace Strabala)	\$23.00	\$0.00	\$23.00	\$0.00
						Item Name Adventure Camp 2016 Multi-Sibling Discount (Adv Camp)	Qty 1	Total \$26.00 (\$3.00)		
7/25/16 12:38 PM	Mon	122658		Reg	Karosich, Shen (personal)	Youth Beginner Volleyball Skills Clinic - 3rd - 5th grades 8/31 - 9/21 (Grace Strabala)	\$50.00	\$0.00	\$50.00	\$0.00 Georgiana Romero
						Item Name Volleyball Skills \$50	Qty 1	Total \$50.00		

04/29/16 08:07 AM

Registration Confirmation - Paid By Credit Card

We'd like to take this opportunity to welcome you and your child/children to the 2016 Camp Invention program.

Event Information

Program: Minden Elementary School
Program Dates: Monday, 08/29/16 09:00 AM - Friday, 09/02/16 03:30 PM

General Information

Parent/Guardian: Sheri Karosich
Registrant: Faith Strabala
Grace Strabala

Credit Card Payment Information

Name On Card: Kevin Karosich
Card Number: xxx-xxxx-xxxx-xxxx
Address: 1347 Elges Ave
Gardnerville, NV
89410
E-Mail: [REDACTED]

Confirmation Information

Order Number: 349716
Parent/Guardian: Sheri Karosich
Address: 1347 Elges Ave
Gardnerville, NV
89410
E-Mail: [REDACTED]

Program Details

Minden Elementary School

Registration Details

Faith Strabala

Item	Quantity	Price	Charge
New Registrant	1	\$195.00	\$195.00

Grace Strabala

Item	Quantity	Price	Charge
New Registrant	1	\$195.00	\$195.00

Subtotal:	\$390.00
Promo Discount:	(-\$15.00)
Total Charge:	\$375.00
Amount Paid:	\$375.00
Amount Due:	\$0.00

Note To Attendees

This serves as your confirmation of your child's registration and can be used as a receipt for tax purposes. Invent Now is a 501 (c)(3) non-profit organization and our federal tax ID number is 34-1580038. All donations will be used to underwrite scholarships for underserved children. If you have supported this effort, thank you!

By completing your registration and clicking the "I Agree" button, you have confirmed the Terms and Conditions. \$50 of each registration fee is nonrefundable. The balance is refundable up to three weeks prior to the start date of the program.

04/12/17 08:26 AM

Registration Confirmation - Paid By Credit Card

We'd like to take this opportunity to welcome you and your child/children to the 2017 Camp Invention program.

Event Information

Program: Minden Elementary School

Program Dates: Monday, 06/19/17 08:00 AM - Friday, 06/23/17 03:30 PM

General Information

Parent/Guardian: Sheri Karosich

Registrant: Faith Strabala

Grace Strabala

Credit Card Payment Information

Name On Card: Sheryl Karosich

Card Number: xxx-xxx-xxx-xxxx

Address: 1347 Elges Ave
Gardenville, NV
89410

E-Mail: [REDACTED]

Confirmation Information

Order Number: 439145

Parent/Guardian: Sheri Karosich

Address: 1347 Elges Ave
Gardenville, NV
89410

E-Mail: [REDACTED]

Program Details

Minden Elementary School

Registration Details

Faith Strabala

Item

Alumni Registrant

Quantity

1

Price

\$225.00

Charge

\$225.00

Grace Strahala

Item
Alumni Registrant

Quantity
1

Price
\$225.00

Charge
\$225.00

Subtotal:

\$450.00

Promo Discount:

(\$30.00)

Total Charge:

\$420.00

Amount Paid:

\$420.00

Amount Due:

\$0.00

Note To Attendees

This serves as your confirmation of your child's registration and can be used as a receipt for tax purposes. National Inventors' Hall of Fame, Inc. is a 501(c)(3) non-profit organization and our federal tax ID number is 34-1580038. All donations will be used to underwrite scholarships for underserved children. If you have supported this effort, thank you!

By completing your registration and clicking the "I Agree" button, you have confirmed the Terms and Conditions. \$50 of each registration fee is non-refundable. The balance is refundable up to three weeks prior to the start date of the program.

You will receive information about:


- Forms that must be completed and brought with you on the first day
They may also be accessed at <http://www.campinventor.com/parents/parents.cfm>
- Identifying and preparing an appropriate Take Apart Item for your child
- Acceptable items from home to collect and "upcycle" during the program
- How your child/children should dress and what they should bring (lunch, beverage, snack)

If you have any questions about the Camp Invention program for your child/children or want information on inviting their friends or siblings, please call 800.968.4332 or visit our web site at www.campinvention.com.

See you this summer!
The Camp Invention Team

Follow us on Facebook and Twitter


Thank you for your registration.



Douglas County Community Services

Purchase Listing
 Purchase Date 11/12 - 12/31/18 / Selected Accounts / Purchase Types: Reg, Day, Plyr, Team / By Purchase Date / Exclude Zero Amount Purchases / Item Detail /
 Paid/Non-Invoiced Purchases Only

Date/Time	Day	Purch #	Inv #	Type	Account	Description	Subtotal	Tax	Total	Balance	Employee
8/29/18 11:57 AM	Wed	328102		Reg	Karosich, Shen (personal)	10. Kids Club GES Oct AM (Grace Strabala)	\$51.00	\$0.00	\$51.00	\$0.00	Nina Lair
						Item Name KC Valley Oct AM 2018	Qty 1	Total \$61.00			
						Amount \$61.00					
						(\$10.00)					
						11. Kids Club GES Nov AM (Grace Strabala)	\$48.00	\$0.00	\$48.00	\$0.00	Greg Silvestro
						Item Name KC Valley Nov AM 2018	Qty 1	Total \$58.00			
						Amount \$58.00					
						(\$10.00)					
						Wacky Wednesday's - Dec 2018 (Grace Strabala)	\$10.00	\$0.00	\$10.00	\$0.00	Greg Silvestro
						Item Name Wacky Wednesday's Fee	Qty 1	Total \$10.00			
						Amount \$10.00					



Douglas County Community Services

1329 Waterloo Lane
Gardnerville, NV 89410

Phone: 775-782-5500
Fax: 775-782-9844

Karosich, Sheri (personal)
Sheri Karosich
1347 Elges Ave
Gardnerville, NV 89410

Receipt ID: 208394
Receipt Date: 11/15/18 11:57 AM

Payment Receipt

Purchases

Purchase #	Date	Description	Amount	Tax	Total	Prev Pmt	Applied	Remaining
342934	11/15/18	12. Kids Club GES Dec AM (Grace Strabala)	\$42.00	\$0.00	\$42.00		\$42.00	
		Item Name	Amount	Qty	Total			
		KC Valley Dec AM 2018	\$52.00	1	\$52.00			
		KC Valley Early Discount	(\$10.00)	1	(\$10.00)			
Receipt Notes: Please Note: There is no AM Kids Club on 12/12 or during the break 12/24-31. *****								
Thank you for choosing our program. Please confirm child's name, month and school registered. Please save this receipt for your records.								
					Total	\$42.00		\$42.00

Sub Total:	\$42.00
Tax:	\$0.00
Total:	\$42.00

Payments

Method	Payee	Reference Number	Payment Amount
Credit Card	Sheri Karosich	xxxx-xxxx-xxxx-4439	\$42.00

Card: Visa

Message:

Entry:


Resp Code: 00

Auth Code: 105670

I agree to pay above total amount
according to card issuer agreement

Signature

Purchase/Invoice Total:		\$42.00
Payment Applied:	\$42.00	
Prev Payment Applied:	\$0.00	
Total Payment Applied:		\$42.00
Balance:		\$0.00



Douglas County Community Services

1329 Waterloo Lane
Gardnerville, NV 89410

Phone: 775-782-5500

Fax: 775-782-9844

January 2019

Karosich, Sheri (personal)
Sheri Karosich
1347 Elges Ave
Gardnerville, NV 89410

Receipt ID: 214256

Receipt Date: 12/22/18 10:22 AM

Payment Receipt

Purchases

Purchase #	Date	Description	Amount	Tax	Total	Prev Pmt	Applied	Remaining
354051	12/22/18	01. Kids Club GES Jan AM (Grace Strabala)	\$48.00	\$0.00	\$48.00		\$48.00	
		Item Name	Amount	Qty	Total			
		KC Valley Jan AM 2019	\$58.00	1	\$58.00			
		KC Valley Early Discount	(\$10.00)	1	(\$10.00)			
<i>Receipt Notes:</i> Please Note: There is no AM Kids Club on 1/16 or 1/21. *****								
Thank you for choosing our program. Please confirm child's name, month and school registered. Please save this receipt for your records.								
354053	12/22/18	Wacky Wednesday's - Jan 2019 / 1/16/19 7:00 AM - 10:00 AM (Grace Strabala)	\$10.00	\$0.00	\$10.00		\$10.00	
		Item Name	Amount	Qty	Total			
		Wacky Wednesday's Fee	\$10.00	1	\$10.00			
					Total	\$58.00	\$58.00	

Sub Total:	\$58.00
Tax:	\$0.00
Total:	\$58.00

Payments

Method	Payee	Reference Number	Payment Amount
Credit Card	Sheri Karosich	xxxx-xxxx-xxxx-4439	\$58.00

Card: Visa

Message:

Entry:

Resp Code: 00

Auth Code: 102322

I agree to pay above total amount
according to card issuer agreement

Signature

Purchase/Invoice Total:	\$58.00
Payment Applied:	\$58.00
Prev Payment Applied:	\$0.00
Total Payment Applied:	\$58.00
Balance:	\$0.00

DeWitts County Community & Senior Center
1329 Waterloo Lane
Gardnerville, NV 89410
775-782-5500

Date: 1/24/19
Time: 5:11 PM
Cust: Karosich, Sheri (personal)

Receipt #: 220785
Register: DECS Regi
Cashier: Cole C.

Item	Quantity	Price	Ext Price
=====			
02. Kids Club GES Feb AM (Grace Strabala			
)			
KC Valley Feb AM	1	\$52.00	\$52.00
KC Valley Early	1	(\$10.00)	(\$10.00)
=====			

Wacky Wednesday's - Feb 2019 / 2/13/19 - 7
:00 AM - 10:00 AM (Grace Strabala)
Wacky Wednesday' 1 \$10.00 \$10.00

Subtotal: \$52.00

Total: \$52.00

Tendered (this transaction):

Cash: \$52.00
Total Payments: \$52.00

Balance Due: \$0.00

CUSTOMER COPY (REPRINT)


COPY

CERTIFIED COPY

The document to which this certificate is attached is a full, true and correct copy of the original in file and of record in my office.

DATE May 15, 2019

BOBBIE R. WILLIAMS, Clerk of Court
of the State of Nevada, in and for the County of Douglas,

By  Deputy

RECEIVED

MAY 16 2019

**STATE OF NEVADA
CHILD SUPPORT PROGRAM**