



KAREN ELLISON, RECORDER

1  
2  
3  
4  
5  
6  
7  
8  
9  
10  
11  
12  
13  
14  
15  
16  
17  
18  
19  
20  
21  
22  
23  
24  
25  
26  
27  
28

APN # \_\_\_\_\_

**Recording Requested by and returned to:**

(for Recorder's use only)

**Name:** Division of Welfare and Supportive Services  
Child Support Enforcement  
**Address:** 300 E. Second St., Ste. 1200  
**City/State/Zip:** Reno, NV 89501-1580

- Release of Lien (RELN)
- Judgment and Order
- Stipulation and Order
- Other:

**OBLIGOR'S NAME: JANET GARDUNO**

**UPI #: 151-78-8000A**

This page added to provide additional information required by NRS 111.312 Sections 1-2.  
(Additional recording fee applies.)

This cover page must be typed or printed.

1 CASE NO. 19-UR-0004

2 DEPT. NO. II

3 **IN THE NINTH JUDICIAL DISTRICT COURT OF THE STATE OF NEVADA**

4 **IN AND FOR THE COUNTY OF DOUGLAS**

5  
6 DIVISION OF WELFARE AND SUPPORTIVE SERVICES  
7 AND PHILLIP GARDUNO

Obligees,

**AFFIDAVIT OF RECORDATION**


8 Vs.

9 JANET GARDUNO

Obligor


10 \_\_\_\_\_  
11 I, Martin Hernandez, hereby swear and affirm under penalty of perjury that the following assertions are true:

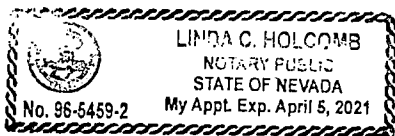
- 12 1. That affiant is, and at all times mentioned herein was, a citizen of the State of Nevada, over the
- 13 age of twenty-one years of age, and an employee of the Division of Welfare and Supportive
- 14 Services Child Support Enforcement Office managing the legal process under Case Number
- 15 19-UR-0004.
- 16 2. That this affidavit and Judgment and Order is being filed pursuant to NRS125B.142 and
- 17 NRS17.150, and when so recorded shall become upon all the real property of the Obligor.
- 18 3. That the Obligor's name is Janet Garduno, whose address, Social Security number and date of
- 19 birth is confidential on file with the Division of Welfare and Supportive Services Child Support
- 20 Enforcement Office.
- 21 4. That attached hereto is a certified copy of the Judgment and Order filed on May 23, 2019.

22  
23  
24 

Martin Hernandez  
Administrative Assistant II

25 State of Nevada, County of Washoe  
26 Subscribed and sworn before me this  
27 4th day of June, 2019

28   
NOTARY PUBLIC



**INSTRUCTIONS TO RECORDER**

Obligor: Janet Garduno

Obligee: Phillip Garduno

Date: June 4, 2019

From: Martin Hernandez, Administrative Assistant II, Division of Welfare and Supportive Services Child Support Enforcement Office

Enclosed: Certified copy of Child Support Judgment and Order

In accordance with NRS125B.142 and NRS17.150, on the behalf of the Division please record the attached Affidavit and Judgment and Order at the request of the Division of Welfare and Supportive Services Child Support Enforcement Office.

Please note: If the judgment is a Stipulation and Order, they should be recorded as one document.

Thank you for your assistance. If you have any questions or concerns, please call me at (775) 448-5168.

**COPY**  
**RECEIVED**

**FILED**

1 Case No. 19-UR-0004

2 Dept No. II

MAY 22 2019  
Douglas County  
District Court Clerk

2019 MAY 23 PM 1:01

DEBORAH WILLIAMS  
CLERK  
A. NEWTON  
DEPUTY

3  
4  
5  
6 IN THE NINTH JUDICIAL DISTRICT COURT OF THE STATE OF NEVADA  
7 IN AND FOR THE COUNTY OF DOUGLAS

8  
9 DIVISION OF WELFARE AND SUPPORTIVE SERVICES  
AND PHILLIP GARDUNO

10 Obligees,

11 Vs.

12 JANET GARDUNO

13 Obligor,

14  
15 **JUDGMENT AND ORDER**

16 *The undersigned does hereby affirm this document does not contain the social security number of any*  
17 *person, pursuant to NRS 239B.030.*

18 This matter was heard on March 29, 2019. The Court Master with the following persons was  
19 present:

20 Obligee:  Present, via telephone

21 Obligor:  Not Present

22  
23 Presented by: Kimberly Webber

Division of Welfare and Support Services  
Child Support Enforcement

24  
25 After considering all the evidence, the Master hereby makes the following Findings and  
26 Recommendations:  
27  
28

1 The Obligor is the parent of the following children:

<u>NAME</u>	<u>DOB</u>	
<u>MASON AARON GARDUNO</u>	<u>SEPTEMBER 28, 1996</u>	emancipated 9/2014
<u>MAGGIE MAY LEIGH GARDUNO</u>	<u>FEBRUARY 13, 2001</u>	Still in school

5  Obligor was properly served and noticed of today's hearing at her last known address  
6 and failed to appear.

7  Obligor's gross monthly earnings are **\$3,643.00**. Pursuant to the formula prescribed  
8 within NRS 125B.070, 18% of those earnings, the state calculates a support obligation  
9 in the sum of **\$656.00**. Gross monthly income based on actual earnings.

10 RECOMMENDED ORDER IS:

11 1.  Ongoing support is ordered in the amount of **\$656.00** per month beginning  
12 November 1, 2018. The obligation for Child Support continues until the child turns 18  
13 years of age, or until the child turns 19 years of age if the child is enrolled in High  
14 School. However, this obligation to support a child is affected by a child's ability to  
15 live on their own (NRS129.080 to 129.140 – legal emancipation) or when applicable,  
16 continued financial support beyond the age of majority per NRS125B.110.

17 2.  The Obligor is responsible for **child support** arrears for the period of  
18 December 1, 2009 through October 31, 2018.

19  A judgment is entered against the Obligor for **child support** arrears as follows:

20  Principal in the amount of **\$1,332.77**

21  Interest in the amount of **\$492.98**

22  Penalty in the amount of **\$230.51**

23 For a total judgment of **\$2,056.26** to be repaid at **\$50.00** per month beginning November 1, 2018.

24 All payments MUST be made in the form of a money order, cashier's check or business check  
25 and payable to **STATE COLLECTION AND DISBURSEMENT UNIT (SCaDU)** and sent  
26 to:

1                                   **STATE COLLECTION AND DISBURSEMENT UNIT (SCaDU)**

2   **P.O. BOX 98950**  
3   **LAS VEGAS, NV 89193-89501**

4                                   The following information must be included with each payment:

- 5                                   A. Name (first, middle, last) of person responsible for paying child support.
- 6                                   B. Social Security Number of person responsible for paying child support.
- 7                                   C. Child support case number 151-78-8000A listed on each payment.
- 8                                   D. Name of custodian (first and last name of person receiving child support).

9                                   **PAYMENT OF SUPPORT IS TO BE AS PROVIDED HEREIN, AND THE GIVING OF**  
10                                   **GIFTS, OF MAKING PURCHASES OF FOOD, CLOTHING AND THE LIKE WILL**  
11                                   **NOT FULFILL THE OBLIGATION. NOTICE: NO CREDIT WILL BE GIVEN FOR**  
12                                   **PAYMENTS PAID DIRECTLY TO THE OBLIGEE.**

13                                   3. All payments shall be made by immediate income withholding. If your full obligation  
14                                   is not met by the amount withheld by your employer, you are responsible to pay the  
15                                   difference between your court ordered obligation and the amount withheld by your  
16                                   employer directly to the STATE COLLECTION AND DISBURSEMENT UNIT  
17                                   (SCaDU). If you fail to do so you will be subject to the assessment of penalties and  
18                                   interest. You may avoid these additional costs by making your current child support  
19                                   payments each month.

20                                   4.  The Obligor shall provide health insurance coverage for the children when available  
21                                   through employment or other group policy under a plan that is reasonable in cost as  
22                                   defined in NRS 125B.085. The Obligor shall also provide assistance in obtaining  
23                                   payment for insured services.

24                                   5.  Pursuant to NRS 125B.080(7), expenses for health care which are not reimbursed  
25                                   through insurance, including expenses for medical, surgical, dental, orthodontic and  
26                                   optical expenses, must be shared equally by both parents.

27                                   6. The Obligor shall keep the Division of Welfare and Supportive Services informed of  
28                                   any change regarding current residential and/or mailing address, employment and of

1 access to health insurance coverage in WRITING (including health insurance policy  
2 information) within 10 days of such change.

3 7. Obligor shall be responsible for ALL child support and judgment payments due.  
4 Payment is to be made directly to the STATE COLLECTION AND  
5 DISBURSEMENT UNIT (SCaDU). At any time withholding does not occur, Obligor  
6 must make voluntary payments to the STATE COLLECTION AND DISBURSEMENT  
7 UNIT (SCaDU).

8 8. Effective July 1, 2004 simple interest will accrue on all adjudicated arrears balances  
9 (including payment in lieu of medical insurance) and spousal support balances, for  
10 cases with a Nevada controlling order pursuant to NRS 99.040. Interest assessed by a  
11 judgment of the court prior to July 1, 2004 will be enforced. Interest on the judgment  
12 shall accrue at the rate established by NRS 125B.140(2)(c)(1).

13 9. Pursuant to NRS 125B.095, a late fee/penalty of 10% (ten percent) of the unpaid  
14 monthly child support amount will be added to the arrears balance of the Obligor if the  
15 Obligor becomes delinquent in the amount owed for one month's support.

16 10. The State of Nevada has continuing exclusive jurisdiction for enforcement and  
17 modification purposes pursuant to the Full Faith and Credit for Child Support Orders  
18 Act.

19 11. The Master finds that these Recommendations are in the best interest of the children.  
20 It is further ordered that: Court retroactively modified the child support obligation and arrears  
21 to the date that modification documentation was sent to both parties, per Obligee's request.  
22 Obligee testified that child Maggie May will be graduating high school in June 2019.

23 ///

24 ///

25 ///

26 ///

27 ///

28 ///

**SUPPORT OBLIGATION BREAKDOWN AS FOLLOWS:**

Child Support.....\$656.00                      Effective November 1, 2018  
Child Support Arrearages..... \$50.00                      Effective November 1, 2018  
**TOTAL PAYMENT..... \$706.00**

Pursuant to NRS 125B.145 this Order may be reviewed every three (3) years and is subject to future modifications.

Unless a stay of this Order is obtained from District Court, all enforcement procedures including, but not limited to wage withholding, garnishment, liens and the attachment of federal income tax returns will be undertaken upon entry of this order.

**IT IS SO RECOMMENDED.**

This 19 day of April, 2019.

  
\_\_\_\_\_  
COURT MASTER





1 Case No. 19-UR-0004

2 Dept No. II

3  
4 IN THE NINTH JUDICIAL DISTRICT COURT OF THE STATE OF NEVADA

5 IN AND FOR THE COUNTY OF DOUGLAS

6  
7 DIVISION OF WELFARE AND SUPPORTIVE SERVICES  
8 AND PHILLIP GARDUNO  
9 Obligees,

10 Vs.

11 JANET GARDUNO  
12 Obligor

13 **CERTIFICATE OF MAILING**

14 Pursuant to NRCF 5(b), I certify that on this date I deposited for mailing, postage  
15 prepaid, at Reno, Nevada, a true copy of the attached document addressed to:

16  
17  
18 JANET GARDUNO  
19 CONFIDENTIAL  
20 IN FILE

21 PHILLIP GARDUNO  
22 CONFIDENTIAL  
23 IN FILE

24 DATED: April 25, 2019

25 SIGNED: [Signature]  
26 MARTIN HERNANDEZ  
27 ADMINISTRATIVE ASSISTANT II

28 DOCUMENTS: JUDGMENT AND ORDER  
CASE NO. 19-UR-0004

**Custodian Financial Audit (part 1 of 2)**

Run Date: 03/29/2019  
Run Time: 02:14 PM

NCP Name: Garduno, Janet  
CST Name: Garduno, Phillip

Case ID: 151788000A  
Docket#: 0000434935

Office: 03

Prepared By: KWEBBER  
Last Updated By: KWEBBER

Prepared By Date: 03/29/2019  
Last Updated By Date: 03/29/2019

Provision Type: Child Support

Event Date	Event Type	Current Amount Due	NCP Paid	Unadjudicated Arrears		Adjudicated Arrears	
				Adjustment Amount	Running Balance	Adjustment Amount	Running Balance
12/01/2009	J	0.00	0.00	0.00	0.00	0.00	0.00
12/01/2009	O	63.38	0.00	63.38	63.38	0.00	0.00
12/31/2009	M	0.00	0.00	0.00	63.38	0.00	0.00
01/01/2010	O	63.38	0.00	63.38	126.76	0.00	0.00
01/31/2010	M	0.00	0.00	0.00	126.76	0.00	0.00
02/01/2010	O	63.38	0.00	63.38	190.14	0.00	0.00
02/28/2010	M	0.00	0.00	0.00	190.14	0.00	0.00
03/01/2010	O	63.38	0.00	63.38	253.52	0.00	0.00
03/31/2010	M	0.00	0.00	0.00	253.52	0.00	0.00
04/01/2010	O	63.38	0.00	63.38	316.90	0.00	0.00
04/30/2010	M	0.00	0.00	0.00	316.90	0.00	0.00
05/01/2010	O	63.38	0.00	63.38	380.28	0.00	0.00
05/31/2010	M	0.00	0.00	0.00	380.28	0.00	0.00
06/01/2010	O	63.38	0.00	63.38	443.66	0.00	0.00
06/30/2010	M	0.00	0.00	0.00	443.66	0.00	0.00
07/01/2010	O	63.38	0.00	63.38	507.04	0.00	0.00
07/31/2010	M	0.00	0.00	0.00	507.04	0.00	0.00
08/01/2010	O	63.38	0.00	63.38	570.42	0.00	0.00
08/31/2010	M	0.00	0.00	0.00	570.42	0.00	0.00
09/01/2010	O	63.38	0.00	63.38	633.80	0.00	0.00
09/30/2010	M	0.00	0.00	0.00	633.80	0.00	0.00

EXHIBIT A

Event Date	Event Type	Current Amount Due	NCP Paid	Unadjudicated Arrears		Adjudicated Arrears			
				Adjustment Amount	Running Balance	Adjustment Amount	Running Balance		
22	10/01/2010	O	63.38	0.00	63.38	697.18	0.00	0.00	22
23	10/31/2010	M	0.00	0.00	0.00	697.18	0.00	0.00	23
24	11/01/2010	O	63.38	0.00	63.38	760.56	0.00	0.00	24
25	11/30/2010	M	0.00	0.00	0.00	760.56	0.00	0.00	25
26	12/01/2010	O	63.38	0.00	63.38	823.94	0.00	0.00	26
27	12/31/2010	M	0.00	0.00	0.00	823.94	0.00	0.00	27
28	01/01/2011	O	63.38	0.00	63.38	887.32	0.00	0.00	28
29	01/31/2011	M	0.00	0.00	0.00	887.32	0.00	0.00	29
30	02/01/2011	O	63.38	0.00	63.38	950.70	0.00	0.00	30
31	02/28/2011	M	0.00	0.00	0.00	950.70	0.00	0.00	31
32	03/01/2011	O	63.38	0.00	63.38	1014.08	0.00	0.00	32
33	03/31/2011	M	0.00	0.00	0.00	1014.08	0.00	0.00	33
34	04/01/2011	O	63.38	0.00	63.38	1077.46	0.00	0.00	34
35	04/30/2011	M	0.00	0.00	0.00	1077.46	0.00	0.00	35
36	05/01/2011	O	63.38	0.00	63.38	1140.84	0.00	0.00	36
37	05/31/2011	M	0.00	0.00	0.00	1140.84	0.00	0.00	37
38	06/01/2011	O	63.38	0.00	63.38	1204.22	0.00	0.00	38
39	06/30/2011	M	0.00	0.00	0.00	1204.22	0.00	0.00	39
40	07/01/2011	O	63.38	0.00	63.38	1267.60	0.00	0.00	40
41	07/31/2011	M	0.00	0.00	0.00	1267.60	0.00	0.00	41
42	08/01/2011	O	63.38	0.00	63.38	1330.98	0.00	0.00	42
43	08/31/2011	M	0.00	0.00	0.00	1330.98	0.00	0.00	43
44	09/01/2011	O	63.38	0.00	63.38	1394.36	0.00	0.00	44
45	09/15/2011	P	0.00	14.63	-14.63	1379.73	0.00	0.00	45
46	09/22/2011	P	0.00	14.63	-14.63	1365.10	0.00	0.00	46
47	09/29/2011	P	0.00	14.63	-14.63	1350.47	0.00	0.00	47
48	09/30/2011	M	0.00	0.00	0.00	1350.47	0.00	0.00	48
49	10/01/2011	O	63.38	0.00	63.38	1413.85	0.00	0.00	49
50	10/07/2011	P	0.00	14.63	-14.63	1399.22	0.00	0.00	50
51	10/20/2011	P	0.00	14.63	-14.63	1384.59	0.00	0.00	51
52	10/20/2011	P	0.00	14.63	-14.63	1369.96	0.00	0.00	52
53	10/27/2011	P	0.00	14.63	-14.63	1355.33	0.00	0.00	53
54	10/31/2011	M	0.00	0.00	0.00	1355.33	0.00	0.00	54
55	11/01/2011	O	63.38	0.00	63.38	1418.71	0.00	0.00	55

Event Date	Event Type	Current Amount Due	NCP Paid	Unadjudicated Arrears		Adjudicated Arrears			
				Adjustment Amount	Running Balance	Adjustment Amount	Running Balance		
56	11/03/2011	P	0.00	14.63	-14.63	1404.08	0.00	0.00	56
57	11/10/2011	P	0.00	14.63	-14.63	1389.45	0.00	0.00	57
58	11/17/2011	P	0.00	14.63	-14.63	1374.82	0.00	0.00	58
59	11/28/2011	P	0.00	14.63	-14.63	1360.19	0.00	0.00	59
60	11/30/2011	M	0.00	0.00	0.00	1360.19	0.00	0.00	60
61	12/01/2011	O	63.38	0.00	63.38	1423.57	0.00	0.00	61
62	12/01/2011	P	0.00	14.63	-14.63	1408.94	0.00	0.00	62
63	12/09/2011	P	0.00	14.63	-14.63	1394.31	0.00	0.00	63
64	12/15/2011	P	0.00	14.63	-14.63	1379.68	0.00	0.00	64
65	12/22/2011	P	0.00	14.63	-14.63	1365.05	0.00	0.00	65
66	12/29/2011	P	0.00	14.63	-14.63	1350.42	0.00	0.00	66
67	12/31/2011	M	0.00	0.00	0.00	1350.42	0.00	0.00	67
68	01/01/2012	O	63.38	0.00	63.38	1413.80	0.00	0.00	68
69	01/05/2012	P	0.00	14.63	-14.63	1399.17	0.00	0.00	69
70	01/12/2012	P	0.00	14.63	-14.63	1384.54	0.00	0.00	70
71	01/17/2012	P	0.00	14.63	-14.63	1369.91	0.00	0.00	71
72	01/26/2012	P	0.00	14.63	-14.63	1355.28	0.00	0.00	72
73	01/31/2012	M	0.00	0.00	0.00	1355.28	0.00	0.00	73
74	02/01/2012	O	63.38	0.00	63.38	1418.66	0.00	0.00	74
75	02/02/2012	P	0.00	14.63	-14.63	1404.03	0.00	0.00	75
76	02/10/2012	P	0.00	14.63	-14.63	1389.40	0.00	0.00	76
77	02/15/2012	P	0.00	14.63	-14.63	1374.77	0.00	0.00	77
78	02/23/2012	P	0.00	14.63	-14.63	1360.14	0.00	0.00	78
79	02/29/2012	M	0.00	0.00	0.00	1360.14	0.00	0.00	79
80	03/01/2012	O	63.38	0.00	63.38	1423.52	0.00	0.00	80
81	03/01/2012	P	0.00	14.63	-14.63	1408.89	0.00	0.00	81
82	03/09/2012	P	0.00	14.63	-14.63	1394.26	0.00	0.00	82
83	03/15/2012	P	0.00	14.63	-14.63	1379.63	0.00	0.00	83
84	03/22/2012	P	0.00	14.63	-14.63	1365.00	0.00	0.00	84
85	03/29/2012	P	0.00	14.63	-14.63	1350.37	0.00	0.00	85
86	03/31/2012	M	0.00	0.00	0.00	1350.37	0.00	0.00	86
87	04/01/2012	O	63.38	0.00	63.38	1413.75	0.00	0.00	87
88	04/05/2012	P	0.00	14.63	-14.63	1399.12	0.00	0.00	88
89	04/12/2012	P	0.00	14.63	-14.63	1384.49	0.00	0.00	89

	Event Date	Event Type	Current Amount Due	NCP Paid	Unadjudicated Arrears		Adjudicated Arrears		
					Adjustment Amount	Running Balance	Adjustment Amount	Running Balance	
90	04/19/2012	P	0.00	14.63	-14.63	1369.86	0.00	0.00	90
91	04/26/2012	P	0.00	14.63	-14.63	1355.23	0.00	0.00	91
92	04/30/2012	M	0.00	0.00	0.00	1355.23	0.00	0.00	92
93	05/01/2012	O	63.38	0.00	63.38	1418.61	0.00	0.00	93
94	05/03/2012	P	0.00	14.63	-14.63	1403.98	0.00	0.00	94
95	05/10/2012	P	0.00	14.63	-14.63	1389.35	0.00	0.00	95
96	05/14/2012	P	0.00	716.00	-716.00	673.35	0.00	0.00	96
97	05/17/2012	P	0.00	14.63	-14.63	658.72	0.00	0.00	97
98	05/24/2012	P	0.00	14.63	-14.63	644.09	0.00	0.00	98
99	05/31/2012	P	0.00	14.63	-14.63	629.46	0.00	0.00	99
100	05/31/2012	M	0.00	0.00	0.00	629.46	0.00	0.00	100
101	06/01/2012	O	63.38	0.00	63.38	692.84	0.00	0.00	101
102	06/07/2012	P	0.00	14.63	-14.63	678.21	0.00	0.00	102
103	06/14/2012	P	0.00	14.63	-14.63	663.58	0.00	0.00	103
104	06/21/2012	P	0.00	14.63	-14.63	648.95	0.00	0.00	104
105	06/27/2012	P	0.00	14.63	-14.63	634.32	0.00	0.00	105
106	06/30/2012	M	0.00	0.00	0.00	634.32	0.00	0.00	106
107	07/01/2012	O	63.38	0.00	63.38	697.70	0.00	0.00	107
108	07/05/2012	P	0.00	14.63	-14.63	683.07	0.00	0.00	108
109	07/12/2012	P	0.00	14.63	-14.63	668.44	0.00	0.00	109
110	07/19/2012	P	0.00	14.63	-14.63	653.81	0.00	0.00	110
111	07/26/2012	P	0.00	14.63	-14.63	639.18	0.00	0.00	111
112	07/31/2012	M	0.00	0.00	0.00	639.18	0.00	0.00	112
113	08/01/2012	O	63.38	0.00	63.38	702.56	0.00	0.00	113
114	08/02/2012	P	0.00	14.63	-14.63	687.93	0.00	0.00	114
115	08/09/2012	P	0.00	14.63	-14.63	673.30	0.00	0.00	115
116	08/16/2012	P	0.00	14.63	-14.63	658.67	0.00	0.00	116
117	08/23/2012	P	0.00	14.63	-14.63	644.04	0.00	0.00	117
118	08/30/2012	P	0.00	14.63	-14.63	629.41	0.00	0.00	118
119	08/31/2012	M	0.00	0.00	0.00	629.41	0.00	0.00	119
120	09/01/2012	O	63.38	0.00	63.38	692.79	0.00	0.00	120
121	09/12/2012	P	0.00	14.63	-14.63	678.16	0.00	0.00	121
122	09/12/2012	P	0.00	14.63	-14.63	663.53	0.00	0.00	122
123	09/20/2012	P	0.00	14.63	-14.63	648.90	0.00	0.00	123

	Event Date	Event Type	Current Amount Due	NCP Paid	Unadjudicated Arrears		Adjudicated Arrears		
					Adjustment Amount	Running Balance	Adjustment Amount	Running Balance	
124	09/27/2012	P	0.00	14.63	-14.63	634.27	0.00	0.00	124
125	09/30/2012	M	0.00	0.00	0.00	634.27	0.00	0.00	125
126	10/01/2012	O	63.38	0.00	63.38	697.65	0.00	0.00	126
127	10/04/2012	P	0.00	14.63	-14.63	683.02	0.00	0.00	127
128	10/31/2012	M	0.00	0.00	0.00	683.02	0.00	0.00	128
129	11/01/2012	O	63.38	0.00	63.38	746.40	0.00	0.00	129
130	11/30/2012	M	0.00	0.00	0.00	746.40	0.00	0.00	130
131	12/01/2012	O	63.38	0.00	63.38	809.78	0.00	0.00	131
132	12/31/2012	M	0.00	0.00	0.00	809.78	0.00	0.00	132
133	01/01/2013	O	63.38	0.00	63.38	873.16	0.00	0.00	133
134	01/31/2013	M	0.00	0.00	0.00	873.16	0.00	0.00	134
135	02/01/2013	O	63.38	0.00	63.38	936.54	0.00	0.00	135
136	02/28/2013	M	0.00	0.00	0.00	936.54	0.00	0.00	136
137	03/01/2013	O	63.38	0.00	63.38	999.92	0.00	0.00	137
138	03/31/2013	M	0.00	0.00	0.00	999.92	0.00	0.00	138
139	04/01/2013	O	63.38	0.00	63.38	1063.30	0.00	0.00	139
140	04/30/2013	M	0.00	0.00	0.00	1063.30	0.00	0.00	140
141	05/01/2013	O	63.38	0.00	63.38	1126.68	0.00	0.00	141
142	05/08/2013	P	0.00	29.25	-29.25	1097.43	0.00	0.00	142
143	05/22/2013	P	0.00	29.25	-29.25	1068.18	0.00	0.00	143
144	05/31/2013	M	0.00	0.00	0.00	1068.18	0.00	0.00	144
145	06/01/2013	O	63.38	0.00	63.38	1131.56	0.00	0.00	145
146	06/06/2013	P	0.00	29.25	-29.25	1102.31	0.00	0.00	146
147	06/19/2013	P	0.00	29.25	-29.25	1073.06	0.00	0.00	147
148	06/30/2013	M	0.00	0.00	0.00	1073.06	0.00	0.00	148
149	07/01/2013	O	63.38	0.00	63.38	1136.44	0.00	0.00	149
150	07/05/2013	P	0.00	29.25	-29.25	1107.19	0.00	0.00	150
151	07/17/2013	P	0.00	29.25	-29.25	1077.94	0.00	0.00	151
152	07/31/2013	P	0.00	29.25	-29.25	1048.69	0.00	0.00	152
153	07/31/2013	M	0.00	0.00	0.00	1048.69	0.00	0.00	153
154	08/01/2013	O	63.38	0.00	63.38	1112.07	0.00	0.00	154
155	08/15/2013	P	0.00	29.25	-29.25	1082.82	0.00	0.00	155
156	08/29/2013	P	0.00	29.25	-29.25	1053.57	0.00	0.00	156
157	08/31/2013	M	0.00	0.00	0.00	1053.57	0.00	0.00	157



	Event Date	Event Type	Current Amount Due	NCP Paid	Unadjudicated Arrears		Adjudicated Arrears	
					Adjustment Amount	Running Balance	Adjustment Amount	Running Balance
158	09/01/2013	O	63.38	0.00	63.38	1116.95	0.00	158
159	09/12/2013	P	0.00	29.25	-29.25	1087.70	0.00	159
160	09/26/2013	P	0.00	29.25	-29.25	1058.45	0.00	160
161	09/30/2013	M	0.00	0.00	0.00	1058.45	0.00	161
162	10/01/2013	O	63.38	0.00	63.38	1121.83	0.00	162
163	10/09/2013	P	0.00	29.25	-29.25	1092.58	0.00	163
164	10/28/2013	P	0.00	29.25	-29.25	1063.33	0.00	164
165	10/31/2013	M	0.00	0.00	0.00	1063.33	0.00	165
166	11/01/2013	O	63.38	0.00	63.38	1126.71	0.00	166
167	11/07/2013	P	0.00	29.25	-29.25	1097.46	0.00	167
168	11/20/2013	P	0.00	29.25	-29.25	1068.21	0.00	168
169	11/30/2013	M	0.00	0.00	0.00	1068.21	0.00	169
170	12/01/2013	O	63.38	0.00	63.38	1131.59	0.00	170
171	12/05/2013	P	0.00	29.25	-29.25	1102.34	0.00	171
172	12/23/2013	P	0.00	29.25	-29.25	1073.09	0.00	172
173	12/31/2013	M	0.00	0.00	0.00	1073.09	0.00	173
174	01/01/2014	O	63.38	0.00	63.38	1136.47	0.00	174
175	01/17/2014	P	0.00	58.50	-58.50	1077.97	0.00	175
176	01/31/2014	P	0.00	29.25	-29.25	1048.72	0.00	176
177	01/31/2014	M	0.00	0.00	0.00	1048.72	0.00	177
178	02/01/2014	O	63.38	0.00	63.38	1112.10	0.00	178
179	02/13/2014	P	0.00	29.25	-29.25	1082.85	0.00	179
180	02/27/2014	P	0.00	29.25	-29.25	1053.60	0.00	180
181	02/28/2014	M	0.00	0.00	0.00	1053.60	0.00	181
182	03/01/2014	O	63.38	0.00	63.38	1116.98	0.00	182
183	03/14/2014	P	0.00	29.25	-29.25	1087.73	0.00	183
184	03/28/2014	P	0.00	29.25	-29.25	1058.48	0.00	184
185	03/31/2014	M	0.00	0.00	0.00	1058.48	0.00	185
186	04/01/2014	O	63.38	0.00	63.38	1121.86	0.00	186
187	04/10/2014	P	0.00	29.25	-29.25	1092.61	0.00	187
188	04/25/2014	P	0.00	29.25	-29.25	1063.36	0.00	188
189	04/30/2014	M	0.00	0.00	0.00	1063.36	0.00	189
190	05/01/2014	O	63.38	0.00	63.38	1126.74	0.00	190
191	05/09/2014	P	0.00	29.25	-29.25	1097.49	0.00	191



	Event Date	Event Type	Current Amount Due	NCP Paid	Unadjudicated Arrears		Adjudicated Arrears	
					Adjustment Amount	Running Balance	Adjustment Amount	Running Balance
192	05/29/2014	P	0.00	29.25	-29.25	1068.24	0.00	192
193	05/31/2014	M	0.00	0.00	0.00	1068.24	0.00	193
194	06/01/2014	O	63.38	0.00	63.38	1131.62	0.00	194
195	06/09/2014	P	0.00	29.25	-29.25	1102.37	0.00	195
196	06/19/2014	P	0.00	29.25	-29.25	1073.12	0.00	196
197	06/30/2014	M	0.00	0.00	0.00	1073.12	0.00	197
198	07/01/2014	O	63.38	0.00	63.38	1136.50	0.00	198
199	07/09/2014	P	0.00	29.25	-29.25	1107.25	0.00	199
200	07/18/2014	P	0.00	29.25	-29.25	1078.00	0.00	200
201	07/31/2014	M	0.00	0.00	0.00	1078.00	0.00	201
202	08/01/2014	O	63.38	0.00	63.38	1141.38	0.00	202
203	08/13/2014	P	0.00	29.25	-29.25	1112.13	0.00	203
204	08/15/2014	P	0.00	29.25	-29.25	1082.88	0.00	204
205	08/29/2014	P	0.00	29.25	-29.25	1053.63	0.00	205
206	08/31/2014	M	0.00	0.00	0.00	1053.63	0.00	206
207	09/01/2014	O	63.38	0.00	63.38	1117.01	0.00	207
208	09/17/2014	P	0.00	29.25	-29.25	1087.76	0.00	208
209	09/30/2014	P	0.00	29.25	-29.25	1058.51	0.00	209
210	09/30/2014	M	0.00	0.00	0.00	1058.51	0.00	210
211	10/01/2014	O	63.38	0.00	63.38	1121.89	0.00	211
212	10/13/2014	P	0.00	29.25	-29.25	1092.64	0.00	212
213	10/27/2014	P	0.00	29.25	-29.25	1063.39	0.00	213
214	10/31/2014	M	0.00	0.00	0.00	1063.39	0.00	214
215	11/01/2014	O	63.38	0.00	63.38	1126.77	0.00	215
216	11/10/2014	P	0.00	29.25	-29.25	1097.52	0.00	216
217	11/24/2014	P	0.00	29.25	-29.25	1068.27	0.00	217
218	11/30/2014	M	0.00	0.00	0.00	1068.27	0.00	218
219	12/01/2014	O	63.38	0.00	63.38	1131.65	0.00	219
220	12/06/2014	P	0.00	29.25	-29.25	1102.40	0.00	220
221	12/18/2014	P	0.00	29.25	-29.25	1073.15	0.00	221
222	12/31/2014	M	0.00	0.00	0.00	1073.15	0.00	222
223	01/01/2015	O	63.38	0.00	63.38	1136.53	0.00	223
224	01/21/2015	P	0.00	29.25	-29.25	1107.28	0.00	224
225	01/31/2015	M	0.00	0.00	0.00	1107.28	0.00	225

	Event Date	Event Type	Current Amount Due	NCP Paid	Unadjudicated Arrears		Adjudicated Arrears		
					Adjustment Amount	Running Balance	Adjustment Amount	Running Balance	
226	02/01/2015	O	63.38	0.00	63.38	1170.66	0.00	0.00	226
227	02/03/2015	P	0.00	29.25	-29.25	1141.41	0.00	0.00	227
228	02/17/2015	P	0.00	29.25	-29.25	1112.16	0.00	0.00	228
229	02/28/2015	M	0.00	0.00	0.00	1112.16	0.00	0.00	229
230	03/01/2015	O	63.38	0.00	63.38	1175.54	0.00	0.00	230
231	03/02/2015	P	0.00	29.25	-29.25	1146.29	0.00	0.00	231
232	03/16/2015	P	0.00	29.25	-29.25	1117.04	0.00	0.00	232
233	03/30/2015	P	0.00	29.25	-29.25	1087.79	0.00	0.00	233
234	03/31/2015	M	0.00	0.00	0.00	1087.79	0.00	0.00	234
235	04/01/2015	O	63.38	0.00	63.38	1151.17	0.00	0.00	235
236	04/13/2015	P	0.00	29.25	-29.25	1121.92	0.00	0.00	236
237	04/27/2015	P	0.00	29.25	-29.25	1092.67	0.00	0.00	237
238	04/30/2015	M	0.00	0.00	0.00	1092.67	0.00	0.00	238
239	05/01/2015	O	63.38	0.00	63.38	1156.05	0.00	0.00	239
240	05/11/2015	P	0.00	29.25	-29.25	1126.80	0.00	0.00	240
241	05/26/2015	P	0.00	29.25	-29.25	1097.55	0.00	0.00	241
242	05/31/2015	M	0.00	0.00	0.00	1097.55	0.00	0.00	242
243	06/01/2015	O	63.38	0.00	63.38	1160.93	0.00	0.00	243
244	06/08/2015	P	0.00	29.25	-29.25	1131.68	0.00	0.00	244
245	06/18/2015	P	0.00	29.25	-29.25	1102.43	0.00	0.00	245
246	06/30/2015	M	0.00	0.00	0.00	1102.43	0.00	0.00	246
247	07/01/2015	O	63.38	0.00	63.38	1165.81	0.00	0.00	247
248	07/06/2015	P	0.00	29.25	-29.25	1136.56	0.00	0.00	248
249	07/20/2015	P	0.00	29.25	-29.25	1107.31	0.00	0.00	249
250	07/31/2015	P	0.00	29.25	-29.25	1078.06	0.00	0.00	250
251	07/31/2015	M	0.00	0.00	0.00	1078.06	0.00	0.00	251
252	08/01/2015	O	63.38	0.00	63.38	1141.44	0.00	0.00	252
253	08/13/2015	P	0.00	29.25	-29.25	1112.19	0.00	0.00	253
254	08/28/2015	P	0.00	29.25	-29.25	1082.94	0.00	0.00	254
255	08/31/2015	M	0.00	0.00	0.00	1082.94	0.00	0.00	255
256	09/01/2015	O	63.38	0.00	63.38	1146.32	0.00	0.00	256
257	09/11/2015	P	0.00	29.25	-29.25	1117.07	0.00	0.00	257
258	09/25/2015	P	0.00	29.25	-29.25	1087.82	0.00	0.00	258
259	09/30/2015	M	0.00	0.00	0.00	1087.82	0.00	0.00	259

Event Date	Event Type	Current Amount Due	NCP Paid	Unadjudicated Arrears		Adjudicated Arrears			
				Adjustment Amount	Running Balance	Adjustment Amount	Running Balance		
260	10/01/2015	O	63.38	0.00	63.38	1151.20	0.00	0.00	260
261	10/08/2015	P	0.00	-29.25	-29.25	1121.95	0.00	0.00	261
262	10/23/2015	P	0.00	-29.25	-29.25	1092.70	0.00	0.00	262
263	10/31/2015	M	0.00	0.00	0.00	1092.70	0.00	0.00	263
264	11/01/2015	O	63.38	0.00	63.38	1156.08	0.00	0.00	264
265	11/09/2015	P	0.00	-29.25	-29.25	1126.83	0.00	0.00	265
266	11/19/2015	P	0.00	-29.25	-29.25	1097.58	0.00	0.00	266
267	11/30/2015	M	0.00	0.00	0.00	1097.58	0.00	0.00	267
268	12/01/2015	O	63.38	0.00	63.38	1160.96	0.00	0.00	268
269	12/03/2015	P	0.00	-29.25	-29.25	1131.71	0.00	0.00	269
270	12/18/2015	P	0.00	-29.25	-29.25	1102.46	0.00	0.00	270
271	12/31/2015	M	0.00	0.00	0.00	1102.46	0.00	0.00	271
272	01/01/2016	O	63.38	0.00	63.38	1165.84	0.00	0.00	272
273	01/04/2016	P	0.00	-29.25	-29.25	1136.59	0.00	0.00	273
274	01/19/2016	P	0.00	-29.25	-29.25	1107.34	0.00	0.00	274
275	01/31/2016	M	0.00	0.00	0.00	1107.34	0.00	0.00	275
276	02/01/2016	O	63.38	0.00	63.38	1170.72	0.00	0.00	276
277	02/01/2016	P	0.00	-29.25	-29.25	1141.47	0.00	0.00	277
278	02/16/2016	P	0.00	-29.25	-29.25	1112.22	0.00	0.00	278
279	02/25/2016	P	0.00	-29.25	-29.25	1082.97	0.00	0.00	279
280	02/29/2016	M	0.00	0.00	0.00	1082.97	0.00	0.00	280
281	03/01/2016	O	63.38	0.00	63.38	1146.35	0.00	0.00	281
282	03/10/2016	P	0.00	-29.25	-29.25	1117.10	0.00	0.00	282
283	03/24/2016	P	0.00	-29.25	-29.25	1087.85	0.00	0.00	283
284	03/31/2016	M	0.00	0.00	0.00	1087.85	0.00	0.00	284
285	04/01/2016	O	63.38	0.00	63.38	1151.23	0.00	0.00	285
286	04/08/2016	P	0.00	-29.25	-29.25	1121.98	0.00	0.00	286
287	04/22/2016	P	0.00	-29.25	-29.25	1092.73	0.00	0.00	287
288	04/30/2016	M	0.00	0.00	0.00	1092.73	0.00	0.00	288
289	05/01/2016	O	63.38	0.00	63.38	1156.11	0.00	0.00	289
290	05/05/2016	P	0.00	-29.25	-29.25	1126.86	0.00	0.00	290
291	05/19/2016	P	0.00	-29.25	-29.25	1097.61	0.00	0.00	291
292	05/31/2016	M	0.00	0.00	0.00	1097.61	0.00	0.00	292
293	06/01/2016	O	63.38	0.00	63.38	1160.99	0.00	0.00	293

	Event Date	Event Type	Current Amount Due	NCP Paid	Unadjudicated Arrears		Adjudicated Arrears		
					Adjustment Amount	Running Balance	Adjustment Amount	Running Balance	
294	06/03/2016	P	0.00	29.25	-29.25	1131.74	0.00	0.00	294
295	06/16/2016	P	0.00	29.25	-29.25	1102.49	0.00	0.00	295
296	06/30/2016	P	0.00	29.25	-29.25	1073.24	0.00	0.00	296
297	06/30/2016	M	0.00	0.00	0.00	1073.24	0.00	0.00	297
298	07/01/2016	O	63.38	0.00	63.38	1136.62	0.00	0.00	298
299	07/15/2016	P	0.00	29.25	-29.25	1107.37	0.00	0.00	299
300	07/29/2016	P	0.00	29.25	-29.25	1078.12	0.00	0.00	300
301	07/31/2016	M	0.00	0.00	0.00	1078.12	0.00	0.00	301
302	08/01/2016	O	63.38	0.00	63.38	1141.50	0.00	0.00	302
303	08/12/2016	P	0.00	29.25	-29.25	1112.25	0.00	0.00	303
304	08/26/2016	P	0.00	29.25	-29.25	1083.00	0.00	0.00	304
305	08/31/2016	M	0.00	0.00	0.00	1083.00	0.00	0.00	305
306	09/01/2016	O	63.38	0.00	63.38	1146.38	0.00	0.00	306
307	09/09/2016	P	0.00	29.25	-29.25	1117.13	0.00	0.00	307
308	09/23/2016	P	0.00	29.25	-29.25	1087.88	0.00	0.00	308
309	09/30/2016	M	0.00	0.00	0.00	1087.88	0.00	0.00	309
310	10/01/2016	O	63.38	0.00	63.38	1151.26	0.00	0.00	310
311	10/06/2016	P	0.00	29.25	-29.25	1122.01	0.00	0.00	311
312	10/21/2016	P	0.00	29.25	-29.25	1092.76	0.00	0.00	312
313	10/31/2016	M	0.00	0.00	0.00	1092.76	0.00	0.00	313
314	11/01/2016	O	63.38	0.00	63.38	1156.14	0.00	0.00	314
315	11/04/2016	P	0.00	29.25	-29.25	1126.89	0.00	0.00	315
316	11/18/2016	P	0.00	29.25	-29.25	1097.64	0.00	0.00	316
317	11/30/2016	M	0.00	0.00	0.00	1097.64	0.00	0.00	317
318	12/01/2016	O	63.38	0.00	63.38	1161.02	0.00	0.00	318
319	12/05/2016	P	0.00	29.25	-29.25	1131.77	0.00	0.00	319
320	12/15/2016	P	0.00	29.25	-29.25	1102.52	0.00	0.00	320
321	12/29/2016	P	0.00	29.25	-29.25	1073.27	0.00	0.00	321
322	12/31/2016	M	0.00	0.00	0.00	1073.27	0.00	0.00	322
323	01/01/2017	O	63.38	0.00	63.38	1136.65	0.00	0.00	323
324	01/12/2017	P	0.00	29.25	-29.25	1107.40	0.00	0.00	324
325	01/27/2017	P	0.00	29.25	-29.25	1078.15	0.00	0.00	325
326	01/31/2017	M	0.00	0.00	0.00	1078.15	0.00	0.00	326
327	02/01/2017	O	63.38	0.00	63.38	1141.53	0.00	0.00	327

Event Date	Event Type	Current Amount Due	NCP Paid	Unadjudicated Arrears		Adjudicated Arrears		
				Adjustment Amount	Running Balance	Adjustment Amount	Running Balance	
328	02/09/2017	P	0.00	29.25	-29.25	1112.28	0.00	328
329	02/29/2017	P	0.00	29.25	-29.25	1083.03	0.00	329
330	02/28/2017	M	0.00	0.00	0.00	1083.03	0.00	330
331	03/01/2017	O	63.38	0.00	63.38	1146.41	0.00	331
332	03/10/2017	P	0.00	29.25	-29.25	1117.16	0.00	332
333	03/27/2017	P	0.00	29.25	-29.25	1087.91	0.00	333
334	03/31/2017	M	0.00	0.00	0.00	1087.91	0.00	334
335	04/01/2017	O	63.38	0.00	63.38	1151.29	0.00	335
336	04/06/2017	P	0.00	29.25	-29.25	1122.04	0.00	336
337	04/21/2017	P	0.00	29.25	-29.25	1092.79	0.00	337
338	04/30/2017	M	0.00	0.00	0.00	1092.79	0.00	338
339	05/01/2017	O	63.38	0.00	63.38	1156.17	0.00	339
340	05/05/2017	P	0.00	29.25	-29.25	1126.92	0.00	340
341	05/19/2017	P	0.00	29.25	-29.25	1097.67	0.00	341
342	05/31/2017	M	0.00	0.00	0.00	1097.67	0.00	342
343	06/01/2017	O	63.38	0.00	63.38	1161.05	0.00	343
344	06/01/2017	P	0.00	29.25	-29.25	1131.80	0.00	344
345	06/16/2017	P	0.00	29.25	-29.25	1102.55	0.00	345
346	06/29/2017	P	0.00	29.25	-29.25	1073.30	0.00	346
347	06/30/2017	M	0.00	0.00	0.00	1073.30	0.00	347
348	07/01/2017	O	63.38	0.00	63.38	1136.68	0.00	348
349	07/13/2017	P	0.00	29.25	-29.25	1107.43	0.00	349
350	07/27/2017	P	0.00	29.25	-29.25	1078.18	0.00	350
351	07/31/2017	M	0.00	0.00	0.00	1078.18	0.00	351
352	08/01/2017	O	63.38	0.00	63.38	1141.56	0.00	352
353	08/11/2017	P	0.00	29.25	-29.25	1112.31	0.00	353
354	08/24/2017	P	0.00	29.25	-29.25	1083.06	0.00	354
355	08/31/2017	M	0.00	0.00	0.00	1083.06	0.00	355
356	09/01/2017	O	63.38	0.00	63.38	1146.44	0.00	356
357	09/07/2017	P	0.00	29.25	-29.25	1117.19	0.00	357
358	09/21/2017	P	0.00	29.25	-29.25	1087.94	0.00	358
359	09/30/2017	M	0.00	0.00	0.00	1087.94	0.00	359
360	10/01/2017	O	63.38	0.00	63.38	1151.32	0.00	360
361	10/06/2017	P	0.00	29.25	-29.25	1122.07	0.00	361

	Event Date	Event Type	Current Amount Due	NCP Paid	Unadjudicated Arrears		Adjudicated Arrears		
					Adjustment Amount	Running Balance	Adjustment Amount	Running Balance	
362	10/19/2017	P	0.00	29.25	-29.25	1092.82	0.00	0.00	362
363	10/31/2017	M	0.00	0.00	0.00	1092.82	0.00	0.00	363
364	11/01/2017	O	63.38	0.00	63.38	1156.20	0.00	0.00	364
365	11/02/2017	P	0.00	29.25	-29.25	1126.95	0.00	0.00	365
366	11/16/2017	P	0.00	29.25	-29.25	1097.70	0.00	0.00	366
367	11/30/2017	M	0.00	0.00	0.00	1097.70	0.00	0.00	367
368	12/01/2017	O	63.38	0.00	63.38	1161.08	0.00	0.00	368
369	12/01/2017	P	0.00	29.25	-29.25	1131.83	0.00	0.00	369
370	12/15/2017	P	0.00	29.25	-29.25	1102.58	0.00	0.00	370
371	12/29/2017	P	0.00	29.25	-29.25	1073.33	0.00	0.00	371
372	12/31/2017	M	0.00	0.00	0.00	1073.33	0.00	0.00	372
373	01/01/2018	O	63.38	0.00	63.38	1136.71	0.00	0.00	373
374	01/16/2018	P	0.00	29.25	-29.25	1107.46	0.00	0.00	374
375	01/26/2018	P	0.00	29.25	-29.25	1078.21	0.00	0.00	375
376	01/31/2018	M	0.00	0.00	0.00	1078.21	0.00	0.00	376
377	02/01/2018	O	63.38	0.00	63.38	1141.59	0.00	0.00	377
378	02/09/2018	P	0.00	29.25	-29.25	1112.34	0.00	0.00	378
379	02/23/2018	P	0.00	29.25	-29.25	1083.09	0.00	0.00	379
380	02/28/2018	M	0.00	0.00	0.00	1083.09	0.00	0.00	380
381	03/01/2018	O	63.38	0.00	63.38	1146.47	0.00	0.00	381
382	03/31/2018	M	0.00	0.00	0.00	1146.47	0.00	0.00	382
383	04/01/2018	O	63.38	0.00	63.38	1209.85	0.00	0.00	383
384	04/02/2018	P	0.00	32.17	-32.17	1177.68	0.00	0.00	384
385	04/16/2018	P	0.00	32.17	-32.17	1145.51	0.00	0.00	385
386	04/30/2018	P	0.00	32.17	-32.17	1113.34	0.00	0.00	386
387	04/30/2018	M	0.00	0.00	0.00	1113.34	0.00	0.00	387
388	05/01/2018	O	63.38	0.00	63.38	1176.72	0.00	0.00	388
389	05/14/2018	P	0.00	32.17	-32.17	1144.55	0.00	0.00	389
390	05/29/2018	P	0.00	32.17	-32.17	1112.38	0.00	0.00	390
391	05/31/2018	M	0.00	0.00	0.00	1112.38	0.00	0.00	391
392	06/01/2018	O	63.38	0.00	63.38	1175.76	0.00	0.00	392
393	06/11/2018	P	0.00	32.17	-32.17	1143.59	0.00	0.00	393
394	06/25/2018	P	0.00	32.17	-32.17	1111.42	0.00	0.00	394
395	06/30/2018	M	0.00	0.00	0.00	1111.42	0.00	0.00	395

	Event Date	Event Type	Current Amount Due	NCP Paid	Unadjudicated Arrears		Adjudicated Arrears		
					Adjustment Amount	Running Balance	Adjustment Amount	Running Balance	
396	07/01/2018	O	63.38	0.00	63.38	1174.80	0.00	0.00	396
397	07/31/2018	M	0.00	0.00	0.00	1174.80	0.00	0.00	397
398	08/01/2018	O	63.38	0.00	63.38	1238.18	0.00	0.00	398
399	08/31/2018	M	0.00	0.00	0.00	1238.18	0.00	0.00	399
400	09/01/2018	O	63.38	0.00	63.38	1301.56	0.00	0.00	400
401	09/30/2018	M	0.00	0.00	0.00	1301.56	0.00	0.00	401
402	10/01/2018	O	63.38	0.00	63.38	1364.94	0.00	0.00	402
403	10/18/2018	P	0.00	32.17	-32.17	1332.77	0.00	0.00	403
404	10/31/2018	M	0.00	0.00	0.00	1332.77	0.00	0.00	404
<b>Totals:</b>			\$6781.66	\$5448.89	\$0.00	\$1332.77	\$0.00	\$0.00	

Total Unadjudicated: \$1332.77

Total Adjudicated: \$0.00

Total Arrears: \$1332.77



**Custodian Financial Audit (part 2 of 2)**

Run Date: 03/29/2019  
Run Time: 02:14 PM

NCP Name: Garduno, Janet  
CST Name: Garduno, Phillip

Case ID: 151788000A  
Docket#: 0000434935

Office: 03

Prepared By: KWEBBER  
Last Updated By: KWEBBER

Prepared By Date: 03/29/2019  
Last Updated By Date: 03/29/2019

Provision Type: Child Support

Event Date	Event Type	Current Amount Due	NCP Paid	Unadjudicated Interest (On UA)		Unadjudicated Interest (On AA)		Adjudicated Interest		Unadjudicated Penalty		Adjudicated Penalty	
				Adjust Amount	Running Balance	Adjust Amount	Running Balance	Adjust Amount	Running Balance	Adjust Amount	Running Balance	Adjust Amount	Running Balance
12/01/2009	J	0.00	0.00	0.00	0.00	0.00	0.00	0.00	0.00	0.00	0.00	0.00	0.00
12/01/2009	O	63.38	0.00	0.00	0.00	0.00	0.00	0.00	0.00	0.00	0.00	0.00	0.00
12/31/2009	M	0.00	0.00	0.28	0.28	0.00	0.00	0.00	0.00	0.00	0.00	0.00	0.00
01/01/2010	O	63.38	0.00	0.00	0.28	0.00	0.00	0.00	0.00	0.00	0.00	0.00	0.00
01/31/2010	M	0.00	0.00	0.55	0.83	0.00	0.00	0.00	0.00	6.34	6.34	0.00	0.00
02/01/2010	O	63.38	0.00	0.00	0.83	0.00	0.00	0.00	0.00	0.00	6.34	0.00	0.00
02/28/2010	M	0.00	0.00	0.83	1.66	0.00	0.00	0.00	0.00	6.34	12.68	0.00	0.00
03/01/2010	O	63.38	0.00	0.00	1.66	0.00	0.00	0.00	0.00	0.00	12.68	0.00	0.00
03/31/2010	M	0.00	0.00	1.11	2.77	0.00	0.00	0.00	0.00	6.34	19.02	0.00	0.00
04/01/2010	O	63.38	0.00	0.00	2.77	0.00	0.00	0.00	0.00	0.00	19.02	0.00	0.00
04/30/2010	M	0.00	0.00	1.39	4.16	0.00	0.00	0.00	0.00	6.34	25.36	0.00	0.00
05/01/2010	O	63.38	0.00	0.00	4.16	0.00	0.00	0.00	0.00	0.00	25.36	0.00	0.00
05/31/2010	M	0.00	0.00	1.66	5.82	0.00	0.00	0.00	0.00	6.34	31.70	0.00	0.00
06/01/2010	O	63.38	0.00	0.00	5.82	0.00	0.00	0.00	0.00	0.00	31.70	0.00	0.00
06/30/2010	M	0.00	0.00	1.94	7.76	0.00	0.00	0.00	0.00	6.34	38.04	0.00	0.00
07/01/2010	O	63.38	0.00	0.00	7.76	0.00	0.00	0.00	0.00	0.00	38.04	0.00	0.00
07/31/2010	M	0.00	0.00	2.22	9.98	0.00	0.00	0.00	0.00	6.34	44.38	0.00	0.00
08/01/2010	O	63.38	0.00	0.00	9.98	0.00	0.00	0.00	0.00	0.00	44.38	0.00	0.00
08/31/2010	M	0.00	0.00	2.50	12.48	0.00	0.00	0.00	0.00	6.34	50.72	0.00	0.00
09/01/2010	O	63.38	0.00	0.00	12.48	0.00	0.00	0.00	0.00	0.00	50.72	0.00	0.00



Event Date	Event Type	Current Amount Due	NCP Paid	Unadjudicated Interest (On UA)		Unadjudicated Interest (On AA)		Adjudicated Interest		Unadjudicated Penalty		Adjudicated Penalty	
				Adjust Amount	Running Balance	Adjust Amount	Running Balance	Adjust Amount	Running Balance	Adjust Amount	Running Balance	Adjust Amount	Running Balance
21 09/30/2010	M	0.00	0.00	2.77	15.25	0.00	0.00	0.00	0.00	6.34	57.06	0.00	0.00
22 10/01/2010	O	63.38	0.00	0.00	15.25	0.00	0.00	0.00	0.00	0.00	57.06	0.00	0.00
23 10/31/2010	M	0.00	0.00	3.05	18.30	0.00	0.00	0.00	0.00	6.34	63.40	0.00	0.00
24 11/01/2010	O	63.38	0.00	0.00	18.30	0.00	0.00	0.00	0.00	0.00	63.40	0.00	0.00
25 11/30/2010	M	0.00	0.00	3.33	21.63	0.00	0.00	0.00	0.00	6.34	69.74	0.00	0.00
26 12/01/2010	O	63.38	0.00	0.00	21.63	0.00	0.00	0.00	0.00	0.00	69.74	0.00	0.00
27 12/31/2010	M	0.00	0.00	3.60	25.23	0.00	0.00	0.00	0.00	6.34	76.08	0.00	0.00
28 01/01/2011	O	63.38	0.00	0.00	25.23	0.00	0.00	0.00	0.00	0.00	76.08	0.00	0.00
29 01/31/2011	M	0.00	0.00	3.88	29.11	0.00	0.00	0.00	0.00	6.34	82.42	0.00	0.00
30 02/01/2011	O	63.38	0.00	0.00	29.11	0.00	0.00	0.00	0.00	0.00	82.42	0.00	0.00
31 02/28/2011	M	0.00	0.00	4.16	33.27	0.00	0.00	0.00	0.00	6.34	88.76	0.00	0.00
32 03/01/2011	O	63.38	0.00	0.00	33.27	0.00	0.00	0.00	0.00	0.00	88.76	0.00	0.00
33 03/31/2011	M	0.00	0.00	4.44	37.71	0.00	0.00	0.00	0.00	6.34	95.10	0.00	0.00
34 04/01/2011	O	63.38	0.00	0.00	37.71	0.00	0.00	0.00	0.00	0.00	95.10	0.00	0.00
35 04/30/2011	M	0.00	0.00	4.71	42.42	0.00	0.00	0.00	0.00	6.34	101.44	0.00	0.00
36 05/01/2011	O	63.38	0.00	0.00	42.42	0.00	0.00	0.00	0.00	0.00	101.44	0.00	0.00
37 05/31/2011	M	0.00	0.00	4.99	47.41	0.00	0.00	0.00	0.00	6.34	107.78	0.00	0.00
38 06/01/2011	O	63.38	0.00	0.00	47.41	0.00	0.00	0.00	0.00	0.00	107.78	0.00	0.00
39 06/30/2011	M	0.00	0.00	5.27	52.68	0.00	0.00	0.00	0.00	6.34	114.12	0.00	0.00
40 07/01/2011	O	63.38	0.00	0.00	52.68	0.00	0.00	0.00	0.00	0.00	114.12	0.00	0.00
41 07/31/2011	M	0.00	0.00	5.55	58.23	0.00	0.00	0.00	0.00	6.34	120.46	0.00	0.00
42 08/01/2011	O	63.38	0.00	0.00	58.23	0.00	0.00	0.00	0.00	0.00	120.46	0.00	0.00
43 08/31/2011	M	0.00	0.00	5.82	64.05	0.00	0.00	0.00	0.00	6.34	126.80	0.00	0.00
44 09/01/2011	O	63.38	0.00	0.00	64.05	0.00	0.00	0.00	0.00	0.00	126.80	0.00	0.00
45 09/15/2011	P	0.00	14.63	0.00	64.05	0.00	0.00	0.00	0.00	0.00	126.80	0.00	0.00
46 09/22/2011	P	0.00	14.63	0.00	64.05	0.00	0.00	0.00	0.00	0.00	126.80	0.00	0.00
47 09/29/2011	P	0.00	14.63	0.00	64.05	0.00	0.00	0.00	0.00	0.00	126.80	0.00	0.00
48 09/30/2011	M	0.00	0.00	5.91	69.96	0.00	0.00	0.00	0.00	1.95	128.75	0.00	0.00
49 10/01/2011	O	63.38	0.00	0.00	69.96	0.00	0.00	0.00	0.00	0.00	128.75	0.00	0.00
50 10/07/2011	P	0.00	14.63	0.00	69.96	0.00	0.00	0.00	0.00	0.00	128.75	0.00	0.00
51 10/20/2011	P	0.00	14.63	0.00	69.96	0.00	0.00	0.00	0.00	0.00	128.75	0.00	0.00
52 10/20/2011	P	0.00	14.63	0.00	69.96	0.00	0.00	0.00	0.00	0.00	128.75	0.00	0.00
53 10/27/2011	P	0.00	14.63	0.00	69.96	0.00	0.00	0.00	0.00	0.00	128.75	0.00	0.00

Event Date	Event Type	Current Amount Due	NCP Paid	Unadjudicated Interest (On UA)		Unadjudicated Interest (On AA)		Adjudicated Interest		Unadjudicated Penalty		Adjudicated Penalty	
				Adjust Amount	Running Balance	Adjust Amount	Running Balance	Adjust Amount	Running Balance	Adjust Amount	Running Balance	Adjust Amount	Running Balance
54 10/31/2011	M	0.00	0.00	5.93	75.89	0.00	0.00	0.00	0.00	0.49	129.24	0.00	0.00
55 11/01/2011	O	63.38	0.00	0.00	75.89	0.00	0.00	0.00	0.00	0.00	129.24	0.00	0.00
56 11/03/2011	P	0.00	14.63	0.00	75.89	0.00	0.00	0.00	0.00	0.00	129.24	0.00	0.00
57 11/10/2011	P	0.00	14.63	0.00	75.89	0.00	0.00	0.00	0.00	0.00	129.24	0.00	0.00
58 11/17/2011	P	0.00	14.63	0.00	75.89	0.00	0.00	0.00	0.00	0.00	129.24	0.00	0.00
59 11/28/2011	P	0.00	14.63	0.00	75.89	0.00	0.00	0.00	0.00	0.49	129.73	0.00	0.00
60 11/30/2011	M	0.00	0.00	5.95	81.84	0.00	0.00	0.00	0.00	0.00	129.73	0.00	0.00
61 12/01/2011	O	63.38	0.00	0.00	81.84	0.00	0.00	0.00	0.00	0.00	129.73	0.00	0.00
62 12/01/2011	P	0.00	14.63	0.00	81.84	0.00	0.00	0.00	0.00	0.00	129.73	0.00	0.00
63 12/09/2011	P	0.00	14.63	0.00	81.84	0.00	0.00	0.00	0.00	0.00	129.73	0.00	0.00
64 12/15/2011	P	0.00	14.63	0.00	81.84	0.00	0.00	0.00	0.00	0.00	129.73	0.00	0.00
65 12/22/2011	P	0.00	14.63	0.00	81.84	0.00	0.00	0.00	0.00	0.00	129.73	0.00	0.00
66 12/29/2011	P	0.00	14.63	0.00	81.84	0.00	0.00	0.00	0.00	0.00	129.73	0.00	0.00
67 12/31/2011	M	0.00	0.00	5.91	87.75	0.00	0.00	0.00	0.00	0.00	129.73	0.00	0.00
68 01/01/2012	O	63.38	0.00	0.00	87.75	0.00	0.00	0.00	0.00	0.00	129.73	0.00	0.00
69 01/05/2012	P	0.00	14.63	0.00	87.75	0.00	0.00	0.00	0.00	0.00	129.73	0.00	0.00
70 01/12/2012	P	0.00	14.63	0.00	87.75	0.00	0.00	0.00	0.00	0.00	129.73	0.00	0.00
71 01/17/2012	P	0.00	14.63	0.00	87.75	0.00	0.00	0.00	0.00	0.00	129.73	0.00	0.00
72 01/26/2012	P	0.00	14.63	0.00	87.75	0.00	0.00	0.00	0.00	0.00	129.73	0.00	0.00
73 01/31/2012	M	0.00	0.00	5.93	93.68	0.00	0.00	0.00	0.00	0.49	130.22	0.00	0.00
74 02/01/2012	O	63.38	0.00	0.00	93.68	0.00	0.00	0.00	0.00	0.00	130.22	0.00	0.00
75 02/02/2012	P	0.00	14.63	0.00	93.68	0.00	0.00	0.00	0.00	0.00	130.22	0.00	0.00
76 02/10/2012	P	0.00	14.63	0.00	93.68	0.00	0.00	0.00	0.00	0.00	130.22	0.00	0.00
77 02/15/2012	P	0.00	14.63	0.00	93.68	0.00	0.00	0.00	0.00	0.00	130.22	0.00	0.00
78 02/23/2012	P	0.00	14.63	0.00	93.68	0.00	0.00	0.00	0.00	0.00	130.22	0.00	0.00
79 02/29/2012	M	0.00	0.00	5.95	99.63	0.00	0.00	0.00	0.00	0.49	130.71	0.00	0.00
80 03/01/2012	O	63.38	0.00	0.00	99.63	0.00	0.00	0.00	0.00	0.00	130.71	0.00	0.00
81 03/01/2012	P	0.00	14.63	0.00	99.63	0.00	0.00	0.00	0.00	0.00	130.71	0.00	0.00
82 03/09/2012	P	0.00	14.63	0.00	99.63	0.00	0.00	0.00	0.00	0.00	130.71	0.00	0.00
83 03/15/2012	P	0.00	14.63	0.00	99.63	0.00	0.00	0.00	0.00	0.00	130.71	0.00	0.00
84 03/22/2012	P	0.00	14.63	0.00	99.63	0.00	0.00	0.00	0.00	0.00	130.71	0.00	0.00
85 03/29/2012	P	0.00	14.63	0.00	99.63	0.00	0.00	0.00	0.00	0.00	130.71	0.00	0.00
86 03/31/2012	M	0.00	0.00	5.91	105.54	0.00	0.00	0.00	0.00	0.00	130.71	0.00	0.00

Event Date	Event Type	Current Amount Due	NCP Paid	Unadjudicated Interest (On UA)		Unadjudicated Interest (On AA)		Adjudicated Interest		Unadjudicated Penalty		Adjudicated Penalty	
				Adjust Amount	Running Balance	Adjust Amount	Running Balance	Adjust Amount	Running Balance	Adjust Amount	Running Balance	Adjust Amount	Running Balance
87	04/01/2012	O	63.38	0.00	105.54	0.00	0.00	0.00	0.00	0.00	130.71	0.00	0.00
88	04/05/2012	P	0.00	14.63	105.54	0.00	0.00	0.00	0.00	0.00	130.71	0.00	0.00
89	04/12/2012	P	0.00	14.63	105.54	0.00	0.00	0.00	0.00	0.00	130.71	0.00	0.00
90	04/19/2012	P	0.00	14.63	105.54	0.00	0.00	0.00	0.00	0.00	130.71	0.00	0.00
91	04/26/2012	P	0.00	14.63	105.54	0.00	0.00	0.00	0.00	0.00	130.71	0.00	0.00
92	04/30/2012	M	0.00	0.00	111.47	0.00	0.00	0.00	0.00	0.49	131.20	0.00	0.00
93	05/01/2012	O	63.38	0.00	111.47	0.00	0.00	0.00	0.00	0.00	131.20	0.00	0.00
94	05/03/2012	P	0.00	14.63	111.47	0.00	0.00	0.00	0.00	0.00	131.20	0.00	0.00
95	05/10/2012	P	0.00	14.63	111.47	0.00	0.00	0.00	0.00	0.00	131.20	0.00	0.00
96	05/14/2012	P	0.00	716.00	111.47	0.00	0.00	0.00	0.00	0.00	131.20	0.00	0.00
97	05/17/2012	P	0.00	14.63	111.47	0.00	0.00	0.00	0.00	0.00	131.20	0.00	0.00
98	05/24/2012	P	0.00	14.63	111.47	0.00	0.00	0.00	0.00	0.00	131.20	0.00	0.00
99	05/31/2012	P	0.00	14.63	111.47	0.00	0.00	0.00	0.00	0.00	131.20	0.00	0.00
100	05/31/2012	M	0.00	0.00	114.22	0.00	0.00	0.00	0.00	0.00	131.20	0.00	0.00
101	06/01/2012	O	63.38	0.00	114.22	0.00	0.00	0.00	0.00	0.00	131.20	0.00	0.00
102	06/07/2012	P	0.00	14.63	114.22	0.00	0.00	0.00	0.00	0.00	131.20	0.00	0.00
103	06/14/2012	P	0.00	14.63	114.22	0.00	0.00	0.00	0.00	0.00	131.20	0.00	0.00
104	06/21/2012	P	0.00	14.63	114.22	0.00	0.00	0.00	0.00	0.00	131.20	0.00	0.00
105	06/27/2012	P	0.00	14.63	114.22	0.00	0.00	0.00	0.00	0.00	131.20	0.00	0.00
106	06/30/2012	M	0.00	0.00	117.00	0.00	0.00	0.00	0.00	0.49	131.69	0.00	0.00
107	07/01/2012	O	63.38	0.00	117.00	0.00	0.00	0.00	0.00	0.00	131.69	0.00	0.00
108	07/05/2012	P	0.00	14.63	117.00	0.00	0.00	0.00	0.00	0.00	131.69	0.00	0.00
109	07/12/2012	P	0.00	14.63	117.00	0.00	0.00	0.00	0.00	0.00	131.69	0.00	0.00
110	07/19/2012	P	0.00	14.63	117.00	0.00	0.00	0.00	0.00	0.00	131.69	0.00	0.00
111	07/26/2012	P	0.00	14.63	117.00	0.00	0.00	0.00	0.00	0.00	131.69	0.00	0.00
112	07/31/2012	M	0.00	0.00	119.80	0.00	0.00	0.00	0.00	0.49	132.18	0.00	0.00
113	08/01/2012	O	63.38	0.00	119.80	0.00	0.00	0.00	0.00	0.00	132.18	0.00	0.00
114	08/02/2012	P	0.00	14.63	119.80	0.00	0.00	0.00	0.00	0.00	132.18	0.00	0.00
115	08/09/2012	P	0.00	14.63	119.80	0.00	0.00	0.00	0.00	0.00	132.18	0.00	0.00
116	08/16/2012	P	0.00	14.63	119.80	0.00	0.00	0.00	0.00	0.00	132.18	0.00	0.00
117	08/23/2012	P	0.00	14.63	119.80	0.00	0.00	0.00	0.00	0.00	132.18	0.00	0.00
118	08/30/2012	P	0.00	14.63	119.80	0.00	0.00	0.00	0.00	0.00	132.18	0.00	0.00
119	08/31/2012	M	0.00	0.00	122.55	0.00	0.00	0.00	0.00	0.00	132.18	0.00	0.00

Event Date	Event Type	Current Amount Due	NCP Paid	Unadjudicated Interest (On UA)		Unadjudicated Interest (On AA)		Adjudicated Interest		Unadjudicated Penalty		Adjudicated Penalty		
				Adjust Amount	Running Balance	Adjust Amount	Running Balance	Adjust Amount	Running Balance	Adjust Amount	Running Balance	Adjust Amount	Running Balance	
120	09/01/2012	O	63.38	0.00	0.00	122.55	0.00	0.00	0.00	0.00	132.18	0.00	0.00	120
121	09/12/2012	P	0.00	14.63	0.00	122.55	0.00	0.00	0.00	0.00	132.18	0.00	0.00	121
122	09/12/2012	P	0.00	14.63	0.00	122.55	0.00	0.00	0.00	0.00	132.18	0.00	0.00	122
123	09/20/2012	P	0.00	14.63	0.00	122.55	0.00	0.00	0.00	0.00	132.18	0.00	0.00	123
124	09/27/2012	P	0.00	14.63	0.00	122.55	0.00	0.00	0.00	0.00	132.18	0.00	0.00	124
125	09/30/2012	M	0.00	0.00	2.77	125.32	0.00	0.00	0.00	0.49	132.67	0.00	0.00	125
126	10/01/2012	O	63.38	0.00	0.00	125.32	0.00	0.00	0.00	0.00	132.67	0.00	0.00	126
127	10/04/2012	P	0.00	14.63	0.00	125.32	0.00	0.00	0.00	0.00	132.67	0.00	0.00	127
128	10/31/2012	M	0.00	0.00	2.99	128.31	0.00	0.00	0.00	4.88	137.55	0.00	0.00	128
129	11/01/2012	O	63.38	0.00	0.00	128.31	0.00	0.00	0.00	0.00	137.55	0.00	0.00	129
130	11/30/2012	M	0.00	0.00	3.27	131.58	0.00	0.00	0.00	6.34	143.89	0.00	0.00	130
131	12/01/2012	O	63.38	0.00	0.00	131.58	0.00	0.00	0.00	0.00	143.89	0.00	0.00	131
132	12/31/2012	M	0.00	0.00	3.54	135.12	0.00	0.00	0.00	6.34	150.23	0.00	0.00	132
133	01/01/2013	O	63.38	0.00	0.00	135.12	0.00	0.00	0.00	0.00	150.23	0.00	0.00	133
134	01/31/2013	M	0.00	0.00	3.82	138.94	0.00	0.00	0.00	6.34	156.57	0.00	0.00	134
135	02/01/2013	O	63.38	0.00	0.00	138.94	0.00	0.00	0.00	0.00	156.57	0.00	0.00	135
136	02/28/2013	M	0.00	0.00	4.10	143.04	0.00	0.00	0.00	6.34	162.91	0.00	0.00	136
137	03/01/2013	O	63.38	0.00	0.00	143.04	0.00	0.00	0.00	0.00	162.91	0.00	0.00	137
138	03/31/2013	M	0.00	0.00	4.37	147.41	0.00	0.00	0.00	6.34	169.25	0.00	0.00	138
139	04/01/2013	O	63.38	0.00	0.00	147.41	0.00	0.00	0.00	0.00	169.25	0.00	0.00	139
140	04/30/2013	M	0.00	0.00	4.65	152.06	0.00	0.00	0.00	6.34	175.59	0.00	0.00	140
141	05/01/2013	O	63.38	0.00	0.00	152.06	0.00	0.00	0.00	0.00	175.59	0.00	0.00	141
142	05/08/2013	P	0.00	29.25	0.00	152.06	0.00	0.00	0.00	0.00	175.59	0.00	0.00	142
143	05/22/2013	P	0.00	29.25	0.00	152.06	0.00	0.00	0.00	0.00	175.59	0.00	0.00	143
144	05/31/2013	M	0.00	0.00	4.67	156.73	0.00	0.00	0.00	0.49	176.08	0.00	0.00	144
145	06/01/2013	O	63.38	0.00	0.00	156.73	0.00	0.00	0.00	0.00	176.08	0.00	0.00	145
146	06/06/2013	P	0.00	29.25	0.00	156.73	0.00	0.00	0.00	0.00	176.08	0.00	0.00	146
147	06/19/2013	P	0.00	29.25	0.00	156.73	0.00	0.00	0.00	0.00	176.08	0.00	0.00	147
148	06/30/2013	M	0.00	0.00	4.69	161.42	0.00	0.00	0.00	0.49	176.57	0.00	0.00	148
149	07/01/2013	O	63.38	0.00	0.00	161.42	0.00	0.00	0.00	0.00	176.57	0.00	0.00	149
150	07/05/2013	P	0.00	29.25	0.00	161.42	0.00	0.00	0.00	0.00	176.57	0.00	0.00	150
151	07/17/2013	P	0.00	29.25	0.00	161.42	0.00	0.00	0.00	0.00	176.57	0.00	0.00	151
152	07/31/2013	P	0.00	29.25	0.00	161.42	0.00	0.00	0.00	0.00	176.57	0.00	0.00	152



Event Date	Event Type	Current Amount Due	NCP Paid	Unadjudicated Interest (On UA)		Unadjudicated Interest (On AA)		Adjudicated Interest		Unadjudicated Penalty		Adjudicated Penalty	
				Adjust Amount	Running Balance	Adjust Amount	Running Balance	Adjust Amount	Running Balance	Adjust Amount	Running Balance	Adjust Amount	Running Balance
153 07/31/2013	M	0.00	0.00	4.59	166.01	0.00	0.00	0.00	0.00	0.00	176.57	0.00	0.00
154 08/01/2013	O	63.38	0.00	0.00	166.01	0.00	0.00	0.00	0.00	0.00	176.57	0.00	0.00
155 08/15/2013	P	0.00	29.25	0.00	166.01	0.00	0.00	0.00	0.00	0.00	176.57	0.00	0.00
156 08/29/2013	P	0.00	29.25	0.00	166.01	0.00	0.00	0.00	0.00	0.00	176.57	0.00	0.00
157 08/31/2013	M	0.00	0.00	4.61	170.62	0.00	0.00	0.00	0.00	0.49	177.06	0.00	0.00
158 09/01/2013	O	63.38	0.00	0.00	170.62	0.00	0.00	0.00	0.00	0.00	177.06	0.00	0.00
159 09/12/2013	P	0.00	29.25	0.00	170.62	0.00	0.00	0.00	0.00	0.00	177.06	0.00	0.00
160 09/26/2013	P	0.00	29.25	0.00	170.62	0.00	0.00	0.00	0.00	0.00	177.06	0.00	0.00
161 09/30/2013	M	0.00	0.00	4.63	175.25	0.00	0.00	0.00	0.00	0.49	177.55	0.00	0.00
162 10/01/2013	O	63.38	0.00	0.00	175.25	0.00	0.00	0.00	0.00	0.00	177.55	0.00	0.00
163 10/09/2013	P	0.00	29.25	0.00	175.25	0.00	0.00	0.00	0.00	0.00	177.55	0.00	0.00
164 10/28/2013	P	0.00	29.25	0.00	175.25	0.00	0.00	0.00	0.00	0.00	177.55	0.00	0.00
165 10/31/2013	M	0.00	0.00	4.65	179.90	0.00	0.00	0.00	0.00	0.49	178.04	0.00	0.00
166 11/01/2013	O	63.38	0.00	0.00	179.90	0.00	0.00	0.00	0.00	0.00	178.04	0.00	0.00
167 11/07/2013	P	0.00	29.25	0.00	179.90	0.00	0.00	0.00	0.00	0.00	178.04	0.00	0.00
168 11/20/2013	P	0.00	29.25	0.00	179.90	0.00	0.00	0.00	0.00	0.00	178.04	0.00	0.00
169 11/30/2013	M	0.00	0.00	4.67	184.57	0.00	0.00	0.00	0.00	0.49	178.53	0.00	0.00
170 12/01/2013	O	63.38	0.00	0.00	184.57	0.00	0.00	0.00	0.00	0.00	178.53	0.00	0.00
171 12/05/2013	P	0.00	29.25	0.00	184.57	0.00	0.00	0.00	0.00	0.00	178.53	0.00	0.00
172 12/23/2013	P	0.00	29.25	0.00	184.57	0.00	0.00	0.00	0.00	0.00	178.53	0.00	0.00
173 12/31/2013	M	0.00	0.00	4.69	189.26	0.00	0.00	0.00	0.00	0.49	179.02	0.00	0.00
174 01/01/2014	O	63.38	0.00	0.00	189.26	0.00	0.00	0.00	0.00	0.00	179.02	0.00	0.00
175 01/17/2014	P	0.00	58.50	0.00	189.26	0.00	0.00	0.00	0.00	0.00	179.02	0.00	0.00
176 01/31/2014	P	0.00	29.25	0.00	189.26	0.00	0.00	0.00	0.00	0.00	179.02	0.00	0.00
177 01/31/2014	M	0.00	0.00	4.59	193.85	0.00	0.00	0.00	0.00	0.00	179.02	0.00	0.00
178 02/01/2014	O	63.38	0.00	0.00	193.85	0.00	0.00	0.00	0.00	0.00	179.02	0.00	0.00
179 02/13/2014	P	0.00	29.25	0.00	193.85	0.00	0.00	0.00	0.00	0.00	179.02	0.00	0.00
180 02/27/2014	P	0.00	29.25	0.00	193.85	0.00	0.00	0.00	0.00	0.00	179.02	0.00	0.00
181 02/28/2014	M	0.00	0.00	4.61	198.46	0.00	0.00	0.00	0.00	0.49	179.51	0.00	0.00
182 03/01/2014	O	63.38	0.00	0.00	198.46	0.00	0.00	0.00	0.00	0.00	179.51	0.00	0.00
183 03/14/2014	P	0.00	29.25	0.00	198.46	0.00	0.00	0.00	0.00	0.00	179.51	0.00	0.00
184 03/28/2014	P	0.00	29.25	0.00	198.46	0.00	0.00	0.00	0.00	0.00	179.51	0.00	0.00
185 03/31/2014	M	0.00	0.00	4.63	203.09	0.00	0.00	0.00	0.00	0.49	180.00	0.00	0.00

Event Date	Event Type	Current Amount Due	NCP Paid	Unadjudicated Interest (On UA)		Unadjudicated Interest (On AA)		Adjudicated Interest		Unadjudicated Penalty		Adjudicated Penalty		
				Adjust Amount	Running Balance	Adjust Amount	Running Balance	Adjust Amount	Running Balance	Adjust Amount	Running Balance	Adjust Amount	Running Balance	
186	04/01/2014	O	63.38	0.00	0.00	203.09	0.00	0.00	0.00	0.00	180.00	0.00	0.00	186
187	04/10/2014	P	0.00	29.25	0.00	203.09	0.00	0.00	0.00	0.00	180.00	0.00	0.00	187
188	04/25/2014	P	0.00	29.25	0.00	203.09	0.00	0.00	0.00	0.00	180.00	0.00	0.00	188
189	04/30/2014	M	0.00	0.00	4.65	207.74	0.00	0.00	0.00	0.49	180.49	0.00	0.00	189
190	05/01/2014	O	63.38	0.00	0.00	207.74	0.00	0.00	0.00	0.00	180.49	0.00	0.00	190
191	05/09/2014	P	0.00	29.25	0.00	207.74	0.00	0.00	0.00	0.00	180.49	0.00	0.00	191
192	05/29/2014	P	0.00	29.25	0.00	207.74	0.00	0.00	0.00	0.00	180.49	0.00	0.00	192
193	05/31/2014	M	0.00	0.00	4.67	212.41	0.00	0.00	0.00	0.49	180.98	0.00	0.00	193
194	06/01/2014	O	63.38	0.00	0.00	212.41	0.00	0.00	0.00	0.00	180.98	0.00	0.00	194
195	06/09/2014	P	0.00	29.25	0.00	212.41	0.00	0.00	0.00	0.00	180.98	0.00	0.00	195
196	06/19/2014	P	0.00	29.25	0.00	212.41	0.00	0.00	0.00	0.00	180.98	0.00	0.00	196
197	06/30/2014	M	0.00	0.00	4.69	217.10	0.00	0.00	0.00	0.49	181.47	0.00	0.00	197
198	07/01/2014	O	63.38	0.00	0.00	217.10	0.00	0.00	0.00	0.00	181.47	0.00	0.00	198
199	07/09/2014	P	0.00	29.25	0.00	217.10	0.00	0.00	0.00	0.00	181.47	0.00	0.00	199
200	07/18/2014	P	0.00	29.25	0.00	217.10	0.00	0.00	0.00	0.00	181.47	0.00	0.00	200
201	07/31/2014	M	0.00	0.00	4.72	221.82	0.00	0.00	0.00	0.49	181.96	0.00	0.00	201
202	08/01/2014	O	63.38	0.00	0.00	221.82	0.00	0.00	0.00	0.00	181.96	0.00	0.00	202
203	08/13/2014	P	0.00	29.25	0.00	221.82	0.00	0.00	0.00	0.00	181.96	0.00	0.00	203
204	08/15/2014	P	0.00	29.25	0.00	221.82	0.00	0.00	0.00	0.00	181.96	0.00	0.00	204
205	08/29/2014	P	0.00	29.25	0.00	221.82	0.00	0.00	0.00	0.00	181.96	0.00	0.00	205
206	08/31/2014	M	0.00	0.00	4.61	226.43	0.00	0.00	0.00	0.00	181.96	0.00	0.00	206
207	09/01/2014	O	63.38	0.00	0.00	226.43	0.00	0.00	0.00	0.00	181.96	0.00	0.00	207
208	09/17/2014	P	0.00	29.25	0.00	226.43	0.00	0.00	0.00	0.00	181.96	0.00	0.00	208
209	09/30/2014	P	0.00	29.25	0.00	226.43	0.00	0.00	0.00	0.00	181.96	0.00	0.00	209
210	09/30/2014	M	0.00	0.00	4.63	231.06	0.00	0.00	0.00	0.49	182.45	0.00	0.00	210
211	10/01/2014	O	63.38	0.00	0.00	231.06	0.00	0.00	0.00	0.00	182.45	0.00	0.00	211
212	10/13/2014	P	0.00	29.25	0.00	231.06	0.00	0.00	0.00	0.00	182.45	0.00	0.00	212
213	10/27/2014	P	0.00	29.25	0.00	231.06	0.00	0.00	0.00	0.00	182.45	0.00	0.00	213
214	10/31/2014	M	0.00	0.00	4.65	235.71	0.00	0.00	0.00	0.49	182.94	0.00	0.00	214
215	11/01/2014	O	63.38	0.00	0.00	235.71	0.00	0.00	0.00	0.00	182.94	0.00	0.00	215
216	11/10/2014	P	0.00	29.25	0.00	235.71	0.00	0.00	0.00	0.00	182.94	0.00	0.00	216
217	11/24/2014	P	0.00	29.25	0.00	235.71	0.00	0.00	0.00	0.00	182.94	0.00	0.00	217
218	11/30/2014	M	0.00	0.00	4.67	240.38	0.00	0.00	0.00	0.49	183.43	0.00	0.00	218

Event Date	Event Type	Current Amount Due	NCP Paid	Unadjudicated Interest (On UA)		Unadjudicated Interest (On AA)		Adjudicated Interest		Unadjudicated Penalty		Adjudicated Penalty			
				Adjust Amount	Running Balance	Adjust Amount	Running Balance	Adjust Amount	Running Balance	Adjust Amount	Running Balance	Adjust Amount	Running Balance		
219	12/01/2014	O	63.38	0.00	0.00	240.38	0.00	0.00	0.00	0.00	0.00	183.43	0.00	0.00	219
220	12/06/2014	P	0.00	29.25	0.00	240.38	0.00	0.00	0.00	0.00	0.00	183.43	0.00	0.00	220
221	12/18/2014	P	0.00	29.25	0.00	240.38	0.00	0.00	0.00	0.00	0.00	183.43	0.00	0.00	221
222	12/31/2014	M	0.00	0.00	4.70	245.08	0.00	0.00	0.00	0.49	183.92	0.00	0.00	0.00	222
223	01/01/2015	O	63.38	0.00	0.00	245.08	0.00	0.00	0.00	0.00	183.92	0.00	0.00	0.00	223
224	01/21/2015	P	0.00	29.25	0.00	245.08	0.00	0.00	0.00	0.00	183.92	0.00	0.00	0.00	224
225	01/31/2015	M	0.00	0.00	4.84	249.92	0.00	0.00	0.00	3.41	187.33	0.00	0.00	0.00	225
226	02/01/2015	O	63.38	0.00	0.00	249.92	0.00	0.00	0.00	0.00	187.33	0.00	0.00	0.00	226
227	02/03/2015	P	0.00	29.25	0.00	249.92	0.00	0.00	0.00	0.00	187.33	0.00	0.00	0.00	227
228	02/17/2015	P	0.00	29.25	0.00	249.92	0.00	0.00	0.00	0.00	187.33	0.00	0.00	0.00	228
229	02/28/2015	M	0.00	0.00	4.87	254.79	0.00	0.00	0.00	0.49	187.82	0.00	0.00	0.00	229
230	03/01/2015	O	63.38	0.00	0.00	254.79	0.00	0.00	0.00	0.00	187.82	0.00	0.00	0.00	230
231	03/02/2015	P	0.00	29.25	0.00	254.79	0.00	0.00	0.00	0.00	187.82	0.00	0.00	0.00	231
232	03/16/2015	P	0.00	29.25	0.00	254.79	0.00	0.00	0.00	0.00	187.82	0.00	0.00	0.00	232
233	03/30/2015	P	0.00	29.25	0.00	254.79	0.00	0.00	0.00	0.00	187.82	0.00	0.00	0.00	233
234	03/31/2015	M	0.00	0.00	4.76	259.55	0.00	0.00	0.00	0.00	187.82	0.00	0.00	0.00	234
235	04/01/2015	O	63.38	0.00	0.00	259.55	0.00	0.00	0.00	0.00	187.82	0.00	0.00	0.00	235
236	04/13/2015	P	0.00	29.25	0.00	259.55	0.00	0.00	0.00	0.00	187.82	0.00	0.00	0.00	236
237	04/27/2015	P	0.00	29.25	0.00	259.55	0.00	0.00	0.00	0.00	187.82	0.00	0.00	0.00	237
238	04/30/2015	M	0.00	0.00	4.78	264.33	0.00	0.00	0.00	0.49	188.31	0.00	0.00	0.00	238
239	05/01/2015	O	63.38	0.00	0.00	264.33	0.00	0.00	0.00	0.00	188.31	0.00	0.00	0.00	239
240	05/11/2015	P	0.00	29.25	0.00	264.33	0.00	0.00	0.00	0.00	188.31	0.00	0.00	0.00	240
241	05/26/2015	P	0.00	29.25	0.00	264.33	0.00	0.00	0.00	0.00	188.31	0.00	0.00	0.00	241
242	05/31/2015	M	0.00	0.00	4.80	269.13	0.00	0.00	0.00	0.49	188.80	0.00	0.00	0.00	242
243	06/01/2015	O	63.38	0.00	0.00	269.13	0.00	0.00	0.00	0.00	188.80	0.00	0.00	0.00	243
244	06/08/2015	P	0.00	29.25	0.00	269.13	0.00	0.00	0.00	0.00	188.80	0.00	0.00	0.00	244
245	06/18/2015	P	0.00	29.25	0.00	269.13	0.00	0.00	0.00	0.00	188.80	0.00	0.00	0.00	245
246	06/30/2015	M	0.00	0.00	4.82	273.95	0.00	0.00	0.00	0.49	189.29	0.00	0.00	0.00	246
247	07/01/2015	O	63.38	0.00	0.00	273.95	0.00	0.00	0.00	0.00	189.29	0.00	0.00	0.00	247
248	07/06/2015	P	0.00	29.25	0.00	273.95	0.00	0.00	0.00	0.00	189.29	0.00	0.00	0.00	248
249	07/20/2015	P	0.00	29.25	0.00	273.95	0.00	0.00	0.00	0.00	189.29	0.00	0.00	0.00	249
250	07/31/2015	P	0.00	29.25	0.00	273.95	0.00	0.00	0.00	0.00	189.29	0.00	0.00	0.00	250
251	07/31/2015	M	0.00	0.00	4.72	278.67	0.00	0.00	0.00	0.00	189.29	0.00	0.00	0.00	251

Event Date	Event Type	Current Amount Due	NCP Paid	Unadjudicated Interest (On UA)		Unadjudicated Interest (On AA)		Adjudicated Interest		Unadjudicated Penalty		Adjudicated Penalty	
				Adjust Amount	Running Balance	Adjust Amount	Running Balance	Adjust Amount	Running Balance	Adjust Amount	Running Balance	Adjust Amount	Running Balance
252	08/01/2015	63.38	0.00	0.00	278.67	0.00	0.00	0.00	0.00	0.00	189.29	0.00	0.00
253	08/13/2015	0.00	29.25	0.00	278.67	0.00	0.00	0.00	0.00	0.00	189.29	0.00	0.00
254	08/28/2015	0.00	29.25	0.00	278.67	0.00	0.00	0.00	0.00	0.00	189.29	0.00	0.00
255	08/31/2015	0.00	0.00	4.74	283.41	0.00	0.00	0.00	0.00	0.49	189.78	0.00	0.00
256	09/01/2015	63.38	0.00	0.00	283.41	0.00	0.00	0.00	0.00	0.00	189.78	0.00	0.00
257	09/11/2015	0.00	29.25	0.00	283.41	0.00	0.00	0.00	0.00	0.00	189.78	0.00	0.00
258	09/25/2015	0.00	29.25	0.00	283.41	0.00	0.00	0.00	0.00	0.00	189.78	0.00	0.00
259	09/30/2015	0.00	0.00	4.76	288.17	0.00	0.00	0.00	0.00	0.49	190.27	0.00	0.00
260	10/01/2015	63.38	0.00	0.00	288.17	0.00	0.00	0.00	0.00	0.00	190.27	0.00	0.00
261	10/08/2015	0.00	29.25	0.00	288.17	0.00	0.00	0.00	0.00	0.00	190.27	0.00	0.00
262	10/23/2015	0.00	29.25	0.00	288.17	0.00	0.00	0.00	0.00	0.00	190.27	0.00	0.00
263	10/31/2015	0.00	0.00	4.78	292.95	0.00	0.00	0.00	0.00	0.49	190.76	0.00	0.00
264	11/01/2015	63.38	0.00	0.00	292.95	0.00	0.00	0.00	0.00	0.00	190.76	0.00	0.00
265	11/09/2015	0.00	29.25	0.00	292.95	0.00	0.00	0.00	0.00	0.00	190.76	0.00	0.00
266	11/19/2015	0.00	29.25	0.00	292.95	0.00	0.00	0.00	0.00	0.00	190.76	0.00	0.00
267	11/30/2015	0.00	0.00	4.80	297.75	0.00	0.00	0.00	0.00	0.49	191.25	0.00	0.00
268	12/01/2015	63.38	0.00	0.00	297.75	0.00	0.00	0.00	0.00	0.00	191.25	0.00	0.00
269	12/03/2015	0.00	29.25	0.00	297.75	0.00	0.00	0.00	0.00	0.00	191.25	0.00	0.00
270	12/18/2015	0.00	29.25	0.00	297.75	0.00	0.00	0.00	0.00	0.00	191.25	0.00	0.00
271	12/31/2015	0.00	0.00	4.82	302.57	0.00	0.00	0.00	0.00	0.49	191.74	0.00	0.00
272	01/01/2016	63.38	0.00	0.00	302.57	0.00	0.00	0.00	0.00	0.00	191.74	0.00	0.00
273	01/04/2016	0.00	29.25	0.00	302.57	0.00	0.00	0.00	0.00	0.00	191.74	0.00	0.00
274	01/19/2016	0.00	29.25	0.00	302.57	0.00	0.00	0.00	0.00	0.00	191.74	0.00	0.00
275	01/31/2016	0.00	0.00	5.08	307.65	0.00	0.00	0.00	0.00	0.49	192.23	0.00	0.00
276	02/01/2016	63.38	0.00	0.00	307.65	0.00	0.00	0.00	0.00	0.00	192.23	0.00	0.00
277	02/01/2016	0.00	29.25	0.00	307.65	0.00	0.00	0.00	0.00	0.00	192.23	0.00	0.00
278	02/16/2016	0.00	29.25	0.00	307.65	0.00	0.00	0.00	0.00	0.00	192.23	0.00	0.00
279	02/25/2016	0.00	29.25	0.00	307.65	0.00	0.00	0.00	0.00	0.00	192.23	0.00	0.00
280	02/29/2016	0.00	0.00	4.96	312.61	0.00	0.00	0.00	0.00	0.00	192.23	0.00	0.00
281	03/01/2016	63.38	0.00	0.00	312.61	0.00	0.00	0.00	0.00	0.00	192.23	0.00	0.00
282	03/10/2016	0.00	29.25	0.00	312.61	0.00	0.00	0.00	0.00	0.00	192.23	0.00	0.00
283	03/24/2016	0.00	29.25	0.00	312.61	0.00	0.00	0.00	0.00	0.00	192.23	0.00	0.00
284	03/31/2016	0.00	0.00	4.99	317.60	0.00	0.00	0.00	0.00	0.49	192.72	0.00	0.00



Event Date	Event Type	Current Amount Due	NCP Paid	Unadjudicated Interest (On UA)		Unadjudicated Interest (On AA)		Adjudicated Interest		Unadjudicated Penalty		Adjudicated Penalty			
				Adjust Amount	Running Balance	Adjust Amount	Running Balance	Adjust Amount	Running Balance	Adjust Amount	Running Balance	Adjust Amount	Running Balance		
285 04/01/2016	O	63.38	0.00	0.00	317.60	0.00	0.00	0.00	0.00	0.00	0.00	192.72	0.00	0.00	285
286 04/08/2016	P	0.00	29.25	0.00	317.60	0.00	0.00	0.00	0.00	0.00	0.00	192.72	0.00	0.00	286
287 04/22/2016	P	0.00	29.25	0.00	317.60	0.00	0.00	0.00	0.00	0.00	0.00	192.72	0.00	0.00	287
288 04/30/2016	M	0.00	0.00	5.01	322.61	0.00	0.00	0.00	0.00	0.49	193.21	193.21	0.00	0.00	288
289 05/01/2016	O	63.38	0.00	0.00	322.61	0.00	0.00	0.00	0.00	0.00	193.21	193.21	0.00	0.00	289
290 05/05/2016	P	0.00	29.25	0.00	322.61	0.00	0.00	0.00	0.00	0.00	193.21	193.21	0.00	0.00	290
291 05/19/2016	P	0.00	29.25	0.00	322.61	0.00	0.00	0.00	0.00	0.00	193.21	193.21	0.00	0.00	291
292 05/31/2016	M	0.00	0.00	5.03	327.64	0.00	0.00	0.00	0.00	0.49	193.70	193.70	0.00	0.00	292
293 06/01/2016	O	63.38	0.00	0.00	327.64	0.00	0.00	0.00	0.00	0.00	193.70	193.70	0.00	0.00	293
294 06/03/2016	P	0.00	29.25	0.00	327.64	0.00	0.00	0.00	0.00	0.00	193.70	193.70	0.00	0.00	294
295 06/16/2016	P	0.00	29.25	0.00	327.64	0.00	0.00	0.00	0.00	0.00	193.70	193.70	0.00	0.00	295
296 06/30/2016	P	0.00	29.25	0.00	327.64	0.00	0.00	0.00	0.00	0.00	193.70	193.70	0.00	0.00	296
297 06/30/2016	M	0.00	0.00	4.92	332.56	0.00	0.00	0.00	0.00	0.00	193.70	193.70	0.00	0.00	297
298 07/01/2016	O	63.38	0.00	0.00	332.56	0.00	0.00	0.00	0.00	0.00	193.70	193.70	0.00	0.00	298
299 07/15/2016	P	0.00	29.25	0.00	332.56	0.00	0.00	0.00	0.00	0.00	193.70	193.70	0.00	0.00	299
300 07/29/2016	P	0.00	29.25	0.00	332.56	0.00	0.00	0.00	0.00	0.00	193.70	193.70	0.00	0.00	300
301 07/31/2016	M	0.00	0.00	4.94	337.50	0.00	0.00	0.00	0.00	0.49	194.19	194.19	0.00	0.00	301
302 08/01/2016	O	63.38	0.00	0.00	337.50	0.00	0.00	0.00	0.00	0.00	194.19	194.19	0.00	0.00	302
303 08/12/2016	P	0.00	29.25	0.00	337.50	0.00	0.00	0.00	0.00	0.00	194.19	194.19	0.00	0.00	303
304 08/26/2016	P	0.00	29.25	0.00	337.50	0.00	0.00	0.00	0.00	0.00	194.19	194.19	0.00	0.00	304
305 08/31/2016	M	0.00	0.00	4.96	342.46	0.00	0.00	0.00	0.00	0.49	194.68	194.68	0.00	0.00	305
306 09/01/2016	O	63.38	0.00	0.00	342.46	0.00	0.00	0.00	0.00	0.00	194.68	194.68	0.00	0.00	306
307 09/09/2016	P	0.00	29.25	0.00	342.46	0.00	0.00	0.00	0.00	0.00	194.68	194.68	0.00	0.00	307
308 09/23/2016	P	0.00	29.25	0.00	342.46	0.00	0.00	0.00	0.00	0.00	194.68	194.68	0.00	0.00	308
309 09/30/2016	M	0.00	0.00	4.99	347.45	0.00	0.00	0.00	0.00	0.49	195.17	195.17	0.00	0.00	309
310 10/01/2016	O	63.38	0.00	0.00	347.45	0.00	0.00	0.00	0.00	0.00	195.17	195.17	0.00	0.00	310
311 10/06/2016	P	0.00	29.25	0.00	347.45	0.00	0.00	0.00	0.00	0.00	195.17	195.17	0.00	0.00	311
312 10/21/2016	P	0.00	29.25	0.00	347.45	0.00	0.00	0.00	0.00	0.00	195.17	195.17	0.00	0.00	312
313 10/31/2016	M	0.00	0.00	5.01	352.46	0.00	0.00	0.00	0.00	0.49	195.66	195.66	0.00	0.00	313
314 11/01/2016	O	63.38	0.00	0.00	352.46	0.00	0.00	0.00	0.00	0.00	195.66	195.66	0.00	0.00	314
315 11/04/2016	P	0.00	29.25	0.00	352.46	0.00	0.00	0.00	0.00	0.00	195.66	195.66	0.00	0.00	315
316 11/18/2016	P	0.00	29.25	0.00	352.46	0.00	0.00	0.00	0.00	0.00	195.66	195.66	0.00	0.00	316
317 11/30/2016	M	0.00	0.00	5.03	357.49	0.00	0.00	0.00	0.00	0.49	196.15	196.15	0.00	0.00	317

Event Date	Event Type	Current Amount Due	NCP Paid	Unadjudicated Interest (On UA)		Unadjudicated Interest (On AA)		Adjudicated Interest		Unadjudicated Penalty		Adjudicated Penalty		
				Adjust Amount	Running Balance	Adjust Amount	Running Balance	Adjust Amount	Running Balance	Adjust Amount	Running Balance	Adjust Amount	Running Balance	
318 12/01/2016	O	63.38	0.00	0.00	357.49	0.00	0.00	0.00	0.00	0.00	196.15	0.00	0.00	318
319 12/05/2016	P	0.00	29.25	0.00	357.49	0.00	0.00	0.00	0.00	0.00	196.15	0.00	0.00	319
320 12/15/2016	P	0.00	29.25	0.00	357.49	0.00	0.00	0.00	0.00	0.00	196.15	0.00	0.00	320
321 12/29/2016	P	0.00	29.25	0.00	357.49	0.00	0.00	0.00	0.00	0.00	196.15	0.00	0.00	321
322 12/31/2016	M	0.00	0.00	4.92	362.41	0.00	0.00	0.00	0.00	0.00	196.15	0.00	0.00	322
323 01/01/2017	O	63.38	0.00	0.00	362.41	0.00	0.00	0.00	0.00	0.00	196.15	0.00	0.00	323
324 01/12/2017	P	0.00	29.25	0.00	362.41	0.00	0.00	0.00	0.00	0.00	196.15	0.00	0.00	324
325 01/27/2017	P	0.00	29.25	0.00	362.41	0.00	0.00	0.00	0.00	0.00	196.15	0.00	0.00	325
326 01/31/2017	M	0.00	0.00	5.17	367.58	0.00	0.00	0.00	0.00	0.49	196.64	0.00	0.00	326
327 02/01/2017	O	63.38	0.00	0.00	367.58	0.00	0.00	0.00	0.00	0.00	196.64	0.00	0.00	327
328 02/09/2017	P	0.00	29.25	0.00	367.58	0.00	0.00	0.00	0.00	0.00	196.64	0.00	0.00	328
329 02/23/2017	P	0.00	29.25	0.00	367.58	0.00	0.00	0.00	0.00	0.00	196.64	0.00	0.00	329
330 02/28/2017	M	0.00	0.00	5.19	372.77	0.00	0.00	0.00	0.00	0.49	197.13	0.00	0.00	330
331 03/01/2017	O	63.38	0.00	0.00	372.77	0.00	0.00	0.00	0.00	0.00	197.13	0.00	0.00	331
332 03/10/2017	P	0.00	29.25	0.00	372.77	0.00	0.00	0.00	0.00	0.00	197.13	0.00	0.00	332
333 03/27/2017	P	0.00	29.25	0.00	372.77	0.00	0.00	0.00	0.00	0.00	197.13	0.00	0.00	333
334 03/31/2017	M	0.00	0.00	5.21	377.98	0.00	0.00	0.00	0.00	0.49	197.62	0.00	0.00	334
335 04/01/2017	O	63.38	0.00	0.00	377.98	0.00	0.00	0.00	0.00	0.00	197.62	0.00	0.00	335
336 04/06/2017	P	0.00	29.25	0.00	377.98	0.00	0.00	0.00	0.00	0.00	197.62	0.00	0.00	336
337 04/21/2017	P	0.00	29.25	0.00	377.98	0.00	0.00	0.00	0.00	0.00	197.62	0.00	0.00	337
338 04/30/2017	M	0.00	0.00	5.24	383.22	0.00	0.00	0.00	0.00	0.49	198.11	0.00	0.00	338
339 05/01/2017	O	63.38	0.00	0.00	383.22	0.00	0.00	0.00	0.00	0.00	198.11	0.00	0.00	339
340 05/05/2017	P	0.00	29.25	0.00	383.22	0.00	0.00	0.00	0.00	0.00	198.11	0.00	0.00	340
341 05/19/2017	P	0.00	29.25	0.00	383.22	0.00	0.00	0.00	0.00	0.00	198.11	0.00	0.00	341
342 05/31/2017	M	0.00	0.00	5.26	388.48	0.00	0.00	0.00	0.00	0.49	198.60	0.00	0.00	342
343 06/01/2017	O	63.38	0.00	0.00	388.48	0.00	0.00	0.00	0.00	0.00	198.60	0.00	0.00	343
344 06/01/2017	P	0.00	29.25	0.00	388.48	0.00	0.00	0.00	0.00	0.00	198.60	0.00	0.00	344
345 06/16/2017	P	0.00	29.25	0.00	388.48	0.00	0.00	0.00	0.00	0.00	198.60	0.00	0.00	345
346 06/29/2017	P	0.00	29.25	0.00	388.48	0.00	0.00	0.00	0.00	0.00	198.60	0.00	0.00	346
347 06/30/2017	M	0.00	0.00	5.14	393.62	0.00	0.00	0.00	0.00	0.00	198.60	0.00	0.00	347
348 07/01/2017	O	63.38	0.00	0.00	393.62	0.00	0.00	0.00	0.00	0.00	198.60	0.00	0.00	348
349 07/13/2017	P	0.00	29.25	0.00	393.62	0.00	0.00	0.00	0.00	0.00	198.60	0.00	0.00	349
350 07/27/2017	P	0.00	29.25	0.00	393.62	0.00	0.00	0.00	0.00	0.00	198.60	0.00	0.00	350

Event Date	Event Type	Current Amount Due	NCP Paid	Unadjudicated Interest (On UA)		Unadjudicated Interest (On AA)		Adjudicated Interest		Unadjudicated Penalty		Adjudicated Penalty		
				Adjust Amount	Running Balance	Adjust Amount	Running Balance	Adjust Amount	Running Balance	Adjust Amount	Running Balance	Adjust Amount	Running Balance	
351 07/31/2017	M	0.00	0.00	5.62	399.24	0.00	0.00	0.00	0.00	0.49	199.09	0.00	0.00	351
352 08/01/2017	O	63.38	0.00	0.00	399.24	0.00	0.00	0.00	0.00	0.00	199.09	0.00	0.00	352
353 08/11/2017	P	0.00	29.25	0.00	399.24	0.00	0.00	0.00	0.00	0.00	199.09	0.00	0.00	353
354 08/24/2017	P	0.00	29.25	0.00	399.24	0.00	0.00	0.00	0.00	0.00	199.09	0.00	0.00	354
355 08/31/2017	M	0.00	0.00	5.64	404.88	0.00	0.00	0.00	0.00	0.49	199.58	0.00	0.00	355
356 09/01/2017	O	63.38	0.00	0.00	404.88	0.00	0.00	0.00	0.00	0.00	199.58	0.00	0.00	356
357 09/07/2017	P	0.00	29.25	0.00	404.88	0.00	0.00	0.00	0.00	0.00	199.58	0.00	0.00	357
358 09/21/2017	P	0.00	29.25	0.00	404.88	0.00	0.00	0.00	0.00	0.00	199.58	0.00	0.00	358
359 09/30/2017	M	0.00	0.00	5.67	410.55	0.00	0.00	0.00	0.00	0.49	200.07	0.00	0.00	359
360 10/01/2017	O	63.38	0.00	0.00	410.55	0.00	0.00	0.00	0.00	0.00	200.07	0.00	0.00	360
361 10/06/2017	P	0.00	29.25	0.00	410.55	0.00	0.00	0.00	0.00	0.00	200.07	0.00	0.00	361
362 10/19/2017	P	0.00	29.25	0.00	410.55	0.00	0.00	0.00	0.00	0.00	200.07	0.00	0.00	362
363 10/31/2017	M	0.00	0.00	5.69	416.24	0.00	0.00	0.00	0.00	0.49	200.56	0.00	0.00	363
364 11/01/2017	O	63.38	0.00	0.00	416.24	0.00	0.00	0.00	0.00	0.00	200.56	0.00	0.00	364
365 11/02/2017	P	0.00	29.25	0.00	416.24	0.00	0.00	0.00	0.00	0.00	200.56	0.00	0.00	365
366 11/16/2017	P	0.00	29.25	0.00	416.24	0.00	0.00	0.00	0.00	0.00	200.56	0.00	0.00	366
367 11/30/2017	M	0.00	0.00	5.72	421.96	0.00	0.00	0.00	0.00	0.49	201.05	0.00	0.00	367
368 12/01/2017	O	63.38	0.00	0.00	421.96	0.00	0.00	0.00	0.00	0.00	201.05	0.00	0.00	368
369 12/01/2017	P	0.00	29.25	0.00	421.96	0.00	0.00	0.00	0.00	0.00	201.05	0.00	0.00	369
370 12/15/2017	P	0.00	29.25	0.00	421.96	0.00	0.00	0.00	0.00	0.00	201.05	0.00	0.00	370
371 12/29/2017	P	0.00	29.25	0.00	421.96	0.00	0.00	0.00	0.00	0.00	201.05	0.00	0.00	371
372 12/31/2017	M	0.00	0.00	5.59	427.55	0.00	0.00	0.00	0.00	0.00	201.05	0.00	0.00	372
373 01/01/2018	O	63.38	0.00	0.00	427.55	0.00	0.00	0.00	0.00	0.00	201.05	0.00	0.00	373
374 01/16/2018	P	0.00	29.25	0.00	427.55	0.00	0.00	0.00	0.00	0.00	201.05	0.00	0.00	374
375 01/26/2018	P	0.00	29.25	0.00	427.55	0.00	0.00	0.00	0.00	0.00	201.05	0.00	0.00	375
376 01/31/2018	M	0.00	0.00	5.84	433.39	0.00	0.00	0.00	0.00	0.49	201.54	0.00	0.00	376
377 02/01/2018	O	63.38	0.00	0.00	433.39	0.00	0.00	0.00	0.00	0.00	201.54	0.00	0.00	377
378 02/09/2018	P	0.00	29.25	0.00	433.39	0.00	0.00	0.00	0.00	0.00	201.54	0.00	0.00	378
379 02/23/2018	P	0.00	29.25	0.00	433.39	0.00	0.00	0.00	0.00	0.00	201.54	0.00	0.00	379
380 02/28/2018	M	0.00	0.00	5.87	439.26	0.00	0.00	0.00	0.00	0.49	202.03	0.00	0.00	380
381 03/01/2018	O	63.38	0.00	0.00	439.26	0.00	0.00	0.00	0.00	0.00	202.03	0.00	0.00	381
382 03/31/2018	M	0.00	0.00	6.21	445.47	0.00	0.00	0.00	0.00	6.34	208.37	0.00	0.00	382
383 04/01/2018	O	63.38	0.00	0.00	445.47	0.00	0.00	0.00	0.00	0.00	208.37	0.00	0.00	383

Event Date	Event Type	Current Amount Due	NCP Paid	Unadjudicated Interest (On UA)		Unadjudicated Interest (On AA)		Adjudicated Interest		Unadjudicated Penalty		Adjudicated Penalty		
				Adjust Amount	Running Balance	Adjust Amount	Running Balance	Adjust Amount	Running Balance	Adjust Amount	Running Balance	Adjust Amount	Running Balance	
384 04/02/2018	P	0.00	32.17	0.00	445.47	0.00	0.00	0.00	0.00	0.00	208.37	0.00	0.00	384
385 04/16/2018	P	0.00	32.17	0.00	445.47	0.00	0.00	0.00	0.00	0.00	208.37	0.00	0.00	385
386 04/30/2018	P	0.00	32.17	0.00	445.47	0.00	0.00	0.00	0.00	0.00	208.37	0.00	0.00	386
387 04/30/2018	M	0.00	0.00	6.03	451.50	0.00	0.00	0.00	0.00	0.00	208.37	0.00	0.00	387
388 05/01/2018	O	63.38	0.00	0.00	451.50	0.00	0.00	0.00	0.00	0.00	208.37	0.00	0.00	388
389 05/14/2018	P	0.00	32.17	0.00	451.50	0.00	0.00	0.00	0.00	0.00	208.37	0.00	0.00	389
390 05/29/2018	P	0.00	32.17	0.00	451.50	0.00	0.00	0.00	0.00	0.00	208.37	0.00	0.00	390
391 05/31/2018	M	0.00	0.00	6.03	457.53	0.00	0.00	0.00	0.00	0.00	208.37	0.00	0.00	391
392 06/01/2018	O	63.38	0.00	0.00	457.53	0.00	0.00	0.00	0.00	0.00	208.37	0.00	0.00	392
393 06/11/2018	P	0.00	32.17	0.00	457.53	0.00	0.00	0.00	0.00	0.00	208.37	0.00	0.00	393
394 06/25/2018	P	0.00	32.17	0.00	457.53	0.00	0.00	0.00	0.00	0.00	208.37	0.00	0.00	394
395 06/30/2018	M	0.00	0.00	6.02	463.55	0.00	0.00	0.00	0.00	0.00	208.37	0.00	0.00	395
396 07/01/2018	O	63.38	0.00	0.00	463.55	0.00	0.00	0.00	0.00	0.00	208.37	0.00	0.00	396
397 07/31/2018	M	0.00	0.00	6.85	470.40	0.00	0.00	0.00	0.00	0.00	214.71	0.00	0.00	397
398 08/01/2018	O	63.38	0.00	0.00	470.40	0.00	0.00	0.00	0.00	0.00	214.71	0.00	0.00	398
399 08/31/2018	M	0.00	0.00	7.22	477.62	0.00	0.00	0.00	0.00	0.00	221.05	0.00	0.00	399
400 09/01/2018	O	63.38	0.00	0.00	477.62	0.00	0.00	0.00	0.00	0.00	221.05	0.00	0.00	400
401 09/30/2018	M	0.00	0.00	7.59	485.21	0.00	0.00	0.00	0.00	0.00	227.39	0.00	0.00	401
402 10/01/2018	O	63.38	0.00	0.00	485.21	0.00	0.00	0.00	0.00	0.00	227.39	0.00	0.00	402
403 10/18/2018	P	0.00	32.17	0.00	485.21	0.00	0.00	0.00	0.00	0.00	227.39	0.00	0.00	403
404 10/31/2018	M	0.00	0.00	7.77	492.98	0.00	0.00	0.00	0.00	0.00	230.51	0.00	0.00	404
<b>Totals:</b>		\$6781.66	\$5448.89	\$0.00	\$492.98	\$0.00	\$0.00	\$0.00	\$0.00	\$0.00	\$230.51	\$0.00	\$0.00	

Total Unadjudicated Interest on UA: \$492.98  
 Total Unadjudicated Interest on AA: \$0.00  
 Total Adjudicated Interest: \$0.00  
 Total Interest: \$492.98  
 Total Unadjudicated Penalty: \$230.51  
 Total Adjudicated Penalty: \$0.00  
 Total Penalty: \$230.51

Total Arrears: \$1332.77  
 Total Interest: \$492.98  
 Total Penalty: \$230.51  
 Grand Total: \$2056.26

COPY

COPY

**CERTIFIED COPY**

The document to which this certificate is attached is a full, true and correct copy of the original in file and of record in my office.

DATE 5/23/19

BOBBIE R. WILLIAMS Clerk of Court  
of the State of Nevada, in and for the County of Douglas,

By ANOMAN Deputy

**RECEIVED**

**MAY 24 2019**

**STATE OF NEVADA  
CHILD SUPPORT PROGRAM**