



KAREN ELLISON, RECORDER

1  
2  
3  
4  
5  
6  
7  
8  
9  
10  
11  
12  
13  
14  
15  
16  
17  
18  
19  
20  
21  
22  
23  
24  
25  
26  
27  
28

APN # \_\_\_\_\_

Recording Requested by and returned to:

(for Recorder's use only)

Name: Division of Welfare and Supportive Services

Child Support Enforcement

Address: 300 E. Second St., Ste. 1200

City/State/Zip: Reno, NV 89501-1580

Release of Lien (RELN)

Judgment and Order

Stipulation and Order

Other:

OBLIGOR'S NAME: RYAN MAXEY

UPI #: 725-42-9000A

This page added to provide additional information required by NRS 111.312 Sections 1-2.

(Additional recording fee applies.)

This cover page must be typed or printed.

1 CASE NO. 13-PA-0008

2 DEPT. NO. I

3  
4 **IN THE NINTH JUDICIAL DISTRICT COURT OF THE STATE OF NEVADA**  
5 **IN AND FOR THE COUNTY OF DOUGLAS**

6  
7 AMANDA HANIFAN  
8 Obligee,


**AFFIDAVIT OF RECORDATION**

9 Vs.

10 RYAN MAXEY  
11 Obligor

12 I, Martin Hernandez, hereby swear and affirm under penalty of perjury that the following assertions are true:

- 13 1. That affiant is, and at all times mentioned herein was, a citizen of the State of Nevada, over the
- 14 age of twenty-one years of age, and an employee of the Division of Welfare and Supportive
- 15 Services Child Support Enforcement Office managing the legal process under Case Number
- 16 13-PA-0008.
- 17 2. That this affidavit and Judgment and Order is being filed pursuant to NRS125B.142 and
- 18 NRS17.150, and when so recorded shall become upon all the real property of the Obligor.
- 19 3. That the Obligor's name is Ryan Maxey, whose address, Social Security number and date of
- 20 birth is confidential on file with the Division of Welfare and Supportive Services Child Support
- 21 Enforcement Office.
- 22 4. That attached hereto is a certified copy of the Judgment and Order filed on May 23, 2019.

23  
24 

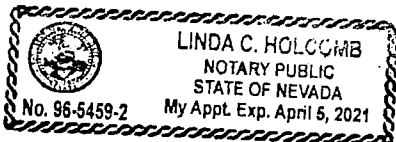
25 Martin Hernandez  
26 Administrative Assistant II

27 State of Nevada, County of Washoe

28 Subscribed and sworn before me this  
4th day of June, 2019



NOTARY PUBLIC



**INSTRUCTIONS TO RECORDER**

Obligor: Ryan Maxey

Obligee: Amanda Hanifan

Date: June 4, 2019

From: Martin Hernandez, Administrative Assistant II, Division of Welfare and Supportive Services Child Support Enforcement Office

Enclosed: Certified copy of Child Support Judgment and Order

In accordance with NRS125B.142 and NRS17.150, on the behalf of the Division please record the attached Affidavit and Judgment and Order at the request of the Division of Welfare and Supportive Services Child Support Enforcement Office.

Please note: If the judgment is a Stipulation and Order, they should be recorded as one document.

Thank you for your assistance. If you have any questions or concerns, please call me at (775) 448-5168.

**COPY RECEIVED**

MAY 22 2019

FILED

Case No. 13-PA-0008

Douglas County  
District Court Clerk

2019 MAY 23 AM 11:33

Dept No. I

DUSTIN WILLIAMS  
D. GOELZ  
DEPUTY

IN THE NINTH JUDICIAL DISTRICT COURT OF THE STATE OF NEVADA

IN AND FOR THE COUNTY OF DOUGLAS

AMANDA HANIFAN  
Obligee,

Vs.

RYAN MAXEY  
Obligor,

**JUDGMENT AND ORDER**

*The undersigned does hereby affirm this document does not contain the social security number of any person, pursuant to NRS 239B.030.*

This matter was heard on March 29, 2019. The Court Master with the following persons was present:

Obligee:  Present

Obligor:  Not Present, via telephone

Presented by: Kimberly Webber Division of Welfare and Support Services  
Child Support Enforcement

After considering all the evidence, the Master hereby makes the following Findings and Recommendations:

The Obligor is the parent of the following child:

NAME

DOB

IRELYN MCKENSIE-ANNE HANIFAN

JANUARY 5, 2013

- 1  Obligor was properly served and noticed of today's hearing at his last known address  
2 and failed to appear.
- 3  Obligor's gross monthly earnings are \$2,654.00. Pursuant to the formula prescribed  
4 within NRS 125B.070, 18% of those earnings, the state calculates a support obligation  
5 in the sum of \$478.00. Gross monthly income based on actual income.
- 6  The child support amount recommended by the Court Master (set out in paragraph 1  
7 below) deviates from the statutory percentage under NRS 125B.080, based on the  
8 following factors: Deviation allowed as Obligor supports another child.

9 RECOMMENDED ORDER IS:

- 10 1.  Ongoing support is ordered in the amount of \$335.00 per month beginning  
11 March 1, 2019. The obligation for Child Support continues until the child turns 18  
12 years of age, or until the child turns 19 years of age if the child is enrolled in High  
13 School. However, this obligation to support a child is affected by a child's ability to  
14 live on their own (NRS129.080 to 129.140 – legal emancipation) or when applicable,  
15 continued financial support beyond the age of majority per NRS125B.110.
- 16 2.  The Obligor is responsible for **child support** arrears for the period of  
17 July 1, 2013 through February 28, 2019.
- 18  A judgment is entered against the Obligor for **child support** arrears as follows:
- 19  Principal in the amount of \$9,384.29
- 20  Interest in the amount of \$2,102.16
- 21  Penalty in the amount of \$907.83

22 For a total judgment of \$12,394.28 to be repaid at \$75.00 per month beginning March 1, 2019.

- 23 3.  The Obligor is responsible for **medical cash** arrears for the period of  
24 July 1, 2013 through February 28, 2019.
- 25  A judgment is entered against the Obligor for **medical cash** arrears as follows:
- 26  Principal in the amount of \$440.00
- 27  Interest in the amount of \$75.51
- 28  Penalty in the amount of \$76.00

1 For a total judgment of **\$591.51** to be repaid at **\$15.00** per month beginning March 1, 2019.

2 All payments MUST be made in the form of a money order, cashier's check or business check  
3 and payable to **STATE COLLECTION AND DISBURSEMENT UNIT (SCaDU)** and sent  
4 to:

5 **STATE COLLECTION AND DISBURSEMENT UNIT (SCaDU)**  
6 **P.O. BOX 98950**  
7 **LAS VEGAS, NV 89193-89501**

8 The following information must be included with each payment:

- 9 A. Name (first, middle, last) of person responsible for paying child support.
- 10 B. Social Security Number of person responsible for paying child support.
- 11 C. Child support case number 725-42-9000A listed on each payment.
- 12 D. Name of custodian (first and last name of person receiving child support).

13 **PAYMENT OF SUPPORT IS TO BE AS PROVIDED HEREIN, AND THE GIVING OF**  
14 **GIFTS, OF MAKING PURCHASES OF FOOD, CLOTHING AND THE LIKE WILL**  
15 **NOT FULFILL THE OBLIGATION. NOTICE: NO CREDIT WILL BE GIVEN FOR**  
16 **PAYMENTS PAID DIRECTLY TO THE OBLIGEE.**

17 4. All payments shall be made by immediate income withholding. If your full obligation  
18 is not met by the amount withheld by your employer, you are responsible to pay the  
19 difference between your court ordered obligation and the amount withheld by your  
20 employer directly to the STATE COLLECTION AND DISBURSEMENT UNIT  
21 (SCaDU). If you fail to do so you will be subject to the assessment of penalties and  
22 interest. You may avoid these additional costs by making your current child support  
23 payments each month.

24 5.  The Oblige shall provide health insurance coverage for the child when available  
25 through employment or group policy under a plan that is reasonable in cost as defined in  
26 NRS 125B.085 and Obligor shall pay **\$0.00** per month for health insurance premium  
27 (medical cash) effective March 1, 2019. Medical costs incurred for the above-referenced  
28 period have not yet been determined. The State's rights to recover said costs are not  
waived by way of this order.

- 1 6.  Pursuant to NRS 125B.080(7), expenses for health care which are not reimbursed  
2 through insurance, including expenses for medical, surgical, dental, orthodontic and  
3 optical expenses, must be shared equally by both parents.
- 4 7. The Obligor shall keep the Division of Welfare and Supportive Services informed of  
5 any change regarding current residential and/or mailing address, employment and of  
6 access to health insurance coverage in WRITING (including health insurance policy  
7 information) within 10 days of such change.
- 8 8. Obligor shall be responsible for ALL child support and judgment payments due.  
9 Payment is to be made directly to the STATE COLLECTION AND  
10 DISBURSEMENT UNIT (SCaDU). At any time withholding does not occur, Obligor  
11 must make voluntary payments to the STATE COLLECTION AND DISBURSEMENT  
12 UNIT (SCaDU).
- 13 9. Effective July 1, 2004 simple interest will accrue on all adjudicated arrears balances  
14 (including payment in lieu of medical insurance) and spousal support balances, for  
15 cases with a Nevada controlling order pursuant to NRS 99.040. Interest assessed by a  
16 judgment of the court prior to July 1, 2004 will be enforced. Interest on the judgment  
17 shall accrue at the rate established by NRS 125B.140(2)(c)(1).
- 18 10. Pursuant to NRS 125B.095, a late fee/penalty of 10% (ten percent) of the unpaid  
19 monthly child support amount will be added to the arrears balance of the Obligor if the  
20 Obligor becomes delinquent in the amount owed for one month's support.
- 21 11. The State of Nevada has continuing exclusive jurisdiction for enforcement and  
22 modification purposes pursuant to the Full Faith and Credit for Child Support Orders  
23 Act.
- 24 12. The Master finds that these Recommendations are in the best interest of the child.

25 ///

26 ///

27 ///

28 ///

1 It is further ordered that: See page 2, lines 6-8. Obligor is ordered to request a modification of  
2 his Washoe County District Attorney's Office child support order (FV18-01245). If he does  
3 not request a modification of that order by June 30, 2019, the deviation allowed for the support  
4 of another minor biological child that was given on this case will no longer apply and the  
5 ongoing child support amount will be \$478.00 per month effective July 1, 2019. If Obligor  
6 requests a modification by June 30, 2019 and the Washoe County District Attorney's Office  
7 denies the modification request, the deviation for the support of another minor biological child  
8 on this case will still apply and the ongoing child support obligation of \$335.00 per month will  
9 remain.

10 **SUPPORT OBLIGATION BREAKDOWN AS FOLLOWS:**

11 Child Support.....	<b><u>\$335.00</u></b>	Effective <u>March 1, 2019</u>
12 Child Support Arrearages.....	<b><u>\$75.00</u></b>	Effective <u>March 1, 2019</u>
13 Medical Cash.....	<b><u>\$0.00</u></b>	Effective <u>March 1, 2019</u>
14 Medical Cash Arrearages.....	<b><u>\$15.00</u></b>	Effective <u>March 1, 2019</u>
15 <b>TOTAL PAYMENT.....</b>	<b><u>\$425.00</u></b>	

16 Pursuant to NRS 125B.145 this Order may be reviewed every three (3) years and is subject to  
17 future modifications.

18 Unless a stay of this Order is obtained from District Court, all enforcement procedures  
19 including, but not limited to wage withholding, garnishment, liens and the attachment of  
20 federal income tax returns will be undertaken upon entry of this order.

21 **IT IS SO RECOMMENDED.**

22 This 19 day of April, 2019.

23   
24 \_\_\_\_\_  
25 COURT MASTER



1 **NOTICE OF RIGHT TO WAIVE OBJECTION**

2  The Obligor waives the ten (10) days for objection to the Master's Report, and  
3 this report may be submitted to the District Court immediately.

4  The Obligee waives the ten (10) days for objection to the Master's Report, and  
5 this report may be submitted to the District Court immediately.

6 Receipt of the Master's Recommendation is acknowledged by my signature below.

7 \_\_\_\_\_  
Ryan Maxey, Obligor

8 \_\_\_\_\_  
Amanda Hanifan, Obligee

9 **NOTICE OF RIGHT TO OBJECTION**

10 Objections are governed by NRS 425.3844. You have 10 (ten) days from receipt of this  
11 recommendation to file your objection. A failure to file and serve a written objection will  
12 result in final Judgment being ordered by District Court.

13 Objections to this Order **must be filed** with the Ninth Judicial District Court of the State of  
14 Nevada and **served upon** the other party and the Division of Welfare and Supportive  
Services at 300 East Second Street Suite 1200, Reno, NV 89501.

15 You must submit your objection to the Court Clerk for filing by submitting your original  
16 objection and two copies. Legal advice regarding your objection will not be provided.

17 For information on obtaining a objection packet or the objection process please call the  
18 **Division of Welfare and Supportive Services at (775) 448-5150 located at 300 East  
Second Street Suite 1200, Reno, NV 89501.**

19 **ORDER**

20 The Court, having reviewed the above and foregoing Master's Report prepared by the Court

21 Master and,

22  The Obligor having waived the right to object thereto.

23  No timely objection having been filed hereto.

24 **IT IS HEREBY ORDERED that the Master's Findings and Recommendations are**  
25 **affirmed and adopted.**

26 Dated: May 23, 2019.

27   
28 \_\_\_\_\_  
DISTRICT JUDGE

1 Case No. 13-PA-0008

2 Dept No. I

3  
4 IN THE NINTH JUDICIAL DISTRICT COURT OF THE STATE OF NEVADA

5 IN AND FOR THE COUNTY OF DOUGLAS

6  
7 AMANDA HANIFAN  
8 Obligee,

9 Vs.

10 RYAN MAXEY  
11 Obligor

12 \_\_\_\_\_/

13 **CERTIFICATE OF MAILING**

14 Pursuant to NRCPC 5(b), I certify that on this date I deposited for mailing, postage  
15 prepaid, at Reno, Nevada, a true copy of the attached document addressed to:

16  
17 RYAN MAXEY  
18 CONFIDENTIAL  
19 IN FILE

20 AMANDA HANIFAN  
21 CONFIDENTIAL  
22 IN FILE

23 DATED: April 25, 2019

24 SIGNED: [Signature]  
25 MARTIN HERNANDEZ  
26 ADMINISTRATIVE ASSISTANT II

27 DOCUMENTS: JUDGMENT AND ORDER  
28 CASE NO. 13-PA-0008

**Custodian Financial Audit** (part 1 of 2)

Run Date: 03/25/2019  
Run Time: 10:53 AM

NCP Name: Maxey, Ryan  
CST Name: Hanifan, Amanda

Case ID: 725429000A  
Docket#: 13-PA-0008

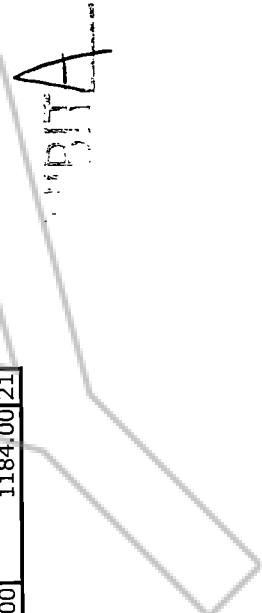
Office: 03

Prepared By: KWEBBER  
Last Updated By: PMARTINE

Prepared By Date: 03/25/2019  
Last Updated By Date: 03/07/2019

Provision Type: Child Support

	Event Date	Event Type	Current Amount Due	NCP Paid	Unadjudicated Arrears		Adjudicated Arrears	
					Adjustment Amount	Running Balance	Adjustment Amount	Running Balance
1	07/01/2013	J	0.00	0.00	0.00	0.00	1184.00	1184.00
2	07/01/2013	O	296.00	0.00	296.00	296.00	0.00	1184.00
3	07/31/2013	M	0.00	0.00	0.00	296.00	0.00	1184.00
4	08/01/2013	O	296.00	0.00	296.00	592.00	0.00	1184.00
5	08/31/2013	M	0.00	0.00	0.00	592.00	0.00	1184.00
6	09/01/2013	O	296.00	0.00	296.00	888.00	0.00	1184.00
7	09/03/2013	P	0.00	79.85	-79.85	808.15	0.00	1184.00
8	09/30/2013	M	0.00	0.00	0.00	808.15	0.00	1184.00
9	10/01/2013	O	296.00	0.00	296.00	1104.15	0.00	1184.00
10	10/31/2013	M	0.00	0.00	0.00	1104.15	0.00	1184.00
11	11/01/2013	O	296.00	0.00	296.00	1400.15	0.00	1184.00
12	11/30/2013	M	0.00	0.00	0.00	1400.15	0.00	1184.00
13	12/01/2013	O	296.00	0.00	296.00	1696.15	0.00	1184.00
14	12/31/2013	M	0.00	0.00	0.00	1696.15	0.00	1184.00
15	01/01/2014	O	296.00	0.00	296.00	1992.15	0.00	1184.00
16	01/06/2014	P	0.00	79.85	-79.85	1912.30	0.00	1184.00
17	01/13/2014	P	0.00	79.85	-79.85	1832.45	0.00	1184.00
18	01/21/2014	P	0.00	39.62	-39.62	1792.83	0.00	1184.00
19	01/31/2014	M	0.00	0.00	0.00	1792.83	0.00	1184.00
20	02/01/2014	O	296.00	0.00	296.00	2088.83	0.00	1184.00
21	02/28/2014	M	0.00	0.00	0.00	2088.83	0.00	1184.00



Event Date	Event Type	Current Amount Due	NCP Paid	Unadjudicated Arrears		Adjudicated Arrears	
				Adjustment Amount	Running Balance	Adjustment Amount	Running Balance
22 03/01/2014	O	296.00	0.00	296.00	2384.83	0.00	1184.00
23 03/31/2014	M	0.00	0.00	0.00	2384.83	0.00	1184.00
24 04/01/2014	O	296.00	0.00	296.00	2680.83	0.00	1184.00
25 04/30/2014	M	0.00	0.00	0.00	2680.83	0.00	1184.00
26 05/01/2014	O	296.00	0.00	296.00	2976.83	0.00	1184.00
27 05/31/2014	M	0.00	0.00	0.00	2976.83	0.00	1184.00
28 06/01/2014	O	296.00	0.00	296.00	3272.83	0.00	1184.00
29 06/30/2014	P	0.00	79.85	-79.85	3192.98	0.00	1184.00
30 06/30/2014	M	0.00	0.00	0.00	3192.98	0.00	1184.00
31 07/01/2014	O	296.00	0.00	296.00	3488.98	0.00	1184.00
32 07/31/2014	M	0.00	0.00	0.00	3488.98	0.00	1184.00
33 08/01/2014	O	296.00	0.00	296.00	3784.98	0.00	1184.00
34 08/31/2014	M	0.00	0.00	0.00	3784.98	0.00	1184.00
35 09/01/2014	O	296.00	0.00	296.00	4080.98	0.00	1184.00
36 09/24/2014	P	0.00	79.85	-79.85	4001.13	0.00	1184.00
37 09/30/2014	M	0.00	0.00	0.00	4001.13	0.00	1184.00
38 10/01/2014	O	296.00	0.00	296.00	4297.13	0.00	1184.00
39 10/31/2014	M	0.00	0.00	0.00	4297.13	0.00	1184.00
40 11/01/2014	O	296.00	0.00	296.00	4593.13	0.00	1184.00
41 11/30/2014	M	0.00	0.00	0.00	4593.13	0.00	1184.00
42 12/01/2014	O	296.00	0.00	296.00	4889.13	0.00	1184.00
43 12/31/2014	M	0.00	0.00	0.00	4889.13	0.00	1184.00
44 01/01/2015	O	296.00	0.00	296.00	5185.13	0.00	1184.00
45 01/31/2015	M	0.00	0.00	0.00	5185.13	0.00	1184.00
46 02/01/2015	O	296.00	0.00	296.00	5481.13	0.00	1184.00
47 02/02/2015	P	0.00	80.00	-80.00	5401.13	0.00	1184.00
48 02/09/2015	P	0.00	80.00	-80.00	5321.13	0.00	1184.00
49 02/18/2015	P	0.00	80.00	-80.00	5241.13	0.00	1184.00
50 02/23/2015	P	0.00	60.00	-56.00	5185.13	-4.00	1180.00
51 02/28/2015	M	0.00	0.00	0.00	5185.13	0.00	1180.00
52 03/01/2015	O	296.00	0.00	296.00	5481.13	0.00	1180.00
53 03/02/2015	P	0.00	80.00	-80.00	5401.13	0.00	1180.00
54 03/09/2015	P	0.00	80.00	-80.00	5321.13	0.00	1180.00
55 03/16/2015	P	0.00	80.00	-80.00	5241.13	0.00	1180.00

Event Date	Event Type	Current Amount Due	NCP Paid	Unadjudicated Arrears		Adjudicated Arrears			
				Adjustment Amount	Running Balance	Adjustment Amount	Running Balance		
56	03/23/2015	P	0.00	60.00	-56.00	5185.13	-4.00	1176.00	56
57	03/29/2015	P	0.00	79.85	0.00	5185.13	-79.85	1096.15	57
58	03/31/2015	M	0.00	0.00	0.00	5185.13	0.00	1096.15	58
59	04/01/2015	O	296.00	0.00	296.00	5481.13	0.00	1096.15	59
60	04/01/2015	P	0.00	79.85	-79.85	5401.28	0.00	1096.15	60
61	04/13/2015	P	0.00	79.85	-79.85	5321.43	0.00	1096.15	61
62	04/20/2015	P	0.00	79.85	-79.85	5241.58	0.00	1096.15	62
63	04/27/2015	P	0.00	59.85	-56.45	5185.13	-3.40	1092.75	63
64	04/30/2015	M	0.00	0.00	0.00	5185.13	0.00	1092.75	64
65	05/01/2015	O	296.00	0.00	296.00	5481.13	0.00	1092.75	65
66	05/01/2015	P	0.00	79.85	-79.85	5401.28	0.00	1092.75	66
67	05/31/2015	M	0.00	0.00	0.00	5401.28	0.00	1092.75	67
68	06/01/2015	O	296.00	0.00	296.00	5697.28	0.00	1092.75	68
69	06/30/2015	M	0.00	0.00	0.00	5697.28	0.00	1092.75	69
70	07/01/2015	O	296.00	0.00	296.00	5993.28	0.00	1092.75	70
71	07/13/2015	P	0.00	425.08	0.00	5993.28	-425.08	667.67	71
72	07/31/2015	M	0.00	0.00	0.00	5993.28	0.00	667.67	72
73	08/01/2015	O	296.00	0.00	296.00	6289.28	0.00	667.67	73
74	08/31/2015	M	0.00	0.00	0.00	6289.28	0.00	667.67	74
75	09/01/2015	O	296.00	0.00	296.00	6585.28	0.00	667.67	75
76	09/14/2015	P	0.00	79.85	-79.85	6505.43	0.00	667.67	76
77	09/21/2015	P	0.00	79.85	-79.85	6425.58	0.00	667.67	77
78	09/28/2015	P	0.00	79.85	-79.85	6345.73	0.00	667.67	78
79	09/30/2015	M	0.00	0.00	0.00	6345.73	0.00	667.67	79
80	10/01/2015	O	296.00	0.00	296.00	6641.73	0.00	667.67	80
81	10/05/2015	P	0.00	79.85	-79.85	6561.88	0.00	667.67	81
82	10/12/2015	P	0.00	79.85	-79.85	6482.03	0.00	667.67	82
83	10/18/2015	P	0.00	79.85	-79.85	6402.18	0.00	667.67	83
84	10/25/2015	P	0.00	59.85	-56.45	6345.73	-3.40	664.27	84
85	10/31/2015	M	0.00	0.00	0.00	6345.73	0.00	664.27	85
86	11/01/2015	O	296.00	0.00	296.00	6641.73	0.00	664.27	86
87	11/01/2015	P	0.00	79.85	-79.85	6561.88	0.00	664.27	87
88	11/09/2015	P	0.00	79.85	-79.85	6482.03	0.00	664.27	88
89	11/16/2015	P	0.00	79.85	-79.85	6402.18	0.00	664.27	89

	Event Date	Event Type	Current Amount Due	NCP Paid	Unadjudicated Arrears		Adjudicated Arrears		
					Adjustment Amount	Running Balance	Adjustment Amount	Running Balance	
90	11/23/2015	P	0.00	59.85	-56.45	6345.73	-3.40	660.87	90
91	11/30/2015	P	0.00	79.85	0.00	6345.73	-79.85	581.02	91
92	11/30/2015	M	0.00	0.00	0.00	6345.73	0.00	581.02	92
93	12/01/2015	O	296.00	0.00	296.00	6641.73	0.00	581.02	93
94	12/06/2015	P	0.00	79.85	-79.85	6561.88	0.00	581.02	94
95	12/14/2015	P	0.00	79.85	-79.85	6482.03	0.00	581.02	95
96	12/21/2015	P	0.00	79.85	-79.85	6402.18	0.00	581.02	96
97	12/28/2015	P	0.00	59.85	-56.45	6345.73	-3.40	577.62	97
98	12/31/2015	M	0.00	0.00	0.00	6345.73	0.00	577.62	98
99	01/01/2016	O	296.00	0.00	296.00	6641.73	0.00	577.62	99
100	01/01/2016	P	0.00	79.85	-79.85	6561.88	0.00	577.62	100
101	01/09/2016	P	0.00	79.85	-79.85	6482.03	0.00	577.62	101
102	01/18/2016	P	0.00	79.85	-79.85	6402.18	0.00	577.62	102
103	01/23/2016	P	0.00	59.85	-56.45	6345.73	-3.40	574.22	103
104	01/31/2016	M	0.00	0.00	0.00	6345.73	0.00	574.22	104
105	02/01/2016	O	296.00	0.00	296.00	6641.73	0.00	574.22	105
106	02/01/2016	P	0.00	79.85	-79.85	6561.88	0.00	574.22	106
107	02/08/2016	P	0.00	79.85	-79.85	6482.03	0.00	574.22	107
108	02/15/2016	P	0.00	36.71	-36.71	6445.32	0.00	574.22	108
109	02/22/2016	P	0.00	79.85	-79.85	6365.47	0.00	574.22	109
110	02/29/2016	P	0.00	59.85	-19.74	6345.73	-40.11	534.11	110
111	02/29/2016	M	0.00	0.00	0.00	6345.73	0.00	534.11	111
112	03/01/2016	O	296.00	0.00	296.00	6641.73	0.00	534.11	112
113	03/06/2016	P	0.00	79.85	-79.85	6561.88	0.00	534.11	113
114	03/14/2016	P	0.00	79.85	-79.85	6482.03	0.00	534.11	114
115	03/21/2016	P	0.00	79.85	-79.85	6402.18	0.00	534.11	115
116	03/28/2016	P	0.00	59.85	-56.45	6345.73	-3.40	530.71	116
117	03/31/2016	M	0.00	0.00	0.00	6345.73	0.00	530.71	117
118	04/01/2016	O	296.00	0.00	296.00	6641.73	0.00	530.71	118
119	04/04/2016	P	0.00	79.85	-79.85	6561.88	0.00	530.71	119
120	04/11/2016	P	0.00	79.85	-79.85	6482.03	0.00	530.71	120
121	04/18/2016	P	0.00	79.85	-79.85	6402.18	0.00	530.71	121
122	04/25/2016	P	0.00	59.85	-56.45	6345.73	-3.40	527.31	122
123	04/30/2016	M	0.00	0.00	0.00	6345.73	0.00	527.31	123

Event Date	Event Type	Current Amount Due	NCP Paid	Unadjudicated Arrears		Adjudicated Arrears		
				Adjustment Amount	Running Balance	Adjustment Amount	Running Balance	
124	05/01/2016	0.00	0.00	296.00	6641.73	0.00	527.31	124
125	05/02/2016	0.00	79.85	-79.85	6561.88	0.00	527.31	125
126	05/09/2016	0.00	79.85	-79.85	6482.03	0.00	527.31	126
127	05/16/2016	0.00	79.85	-79.85	6402.18	0.00	527.31	127
128	05/23/2016	0.00	59.85	-56.45	6345.73	-3.40	523.91	128
129	05/31/2016	0.00	79.85	0.00	6345.73	-79.85	444.06	129
130	05/31/2016	0.00	0.00	0.00	6345.73	0.00	444.06	130
131	06/01/2016	296.00	0.00	296.00	6641.73	0.00	444.06	131
132	06/06/2016	0.00	79.85	-79.85	6561.88	0.00	444.06	132
133	06/13/2016	0.00	79.85	-79.85	6482.03	0.00	444.06	133
134	06/20/2016	0.00	79.85	-79.85	6402.18	0.00	444.06	134
135	06/27/2016	0.00	59.85	-56.45	6345.73	-3.40	440.66	135
136	06/30/2016	0.00	0.00	0.00	6345.73	0.00	440.66	136
137	07/01/2016	296.00	0.00	296.00	6641.73	0.00	440.66	137
138	07/05/2016	0.00	79.85	-79.85	6561.88	0.00	440.66	138
139	07/11/2016	0.00	79.85	-79.85	6482.03	0.00	440.66	139
140	07/18/2016	0.00	79.85	-79.85	6402.18	0.00	440.66	140
141	07/25/2016	0.00	59.85	-56.45	6345.73	-3.40	437.26	141
142	07/31/2016	0.00	0.00	0.00	6345.73	0.00	437.26	142
143	08/01/2016	296.00	0.00	296.00	6641.73	0.00	437.26	143
144	08/01/2016	0.00	79.85	-79.85	6561.88	0.00	437.26	144
145	08/08/2016	0.00	79.85	-79.85	6482.03	0.00	437.26	145
146	08/15/2016	0.00	79.85	-79.85	6402.18	0.00	437.26	146
147	08/22/2016	0.00	59.85	-56.45	6345.73	-3.40	433.86	147
148	08/29/2016	0.00	79.85	0.00	6345.73	-79.85	354.01	148
149	08/31/2016	0.00	0.00	0.00	6345.73	0.00	354.01	149
150	09/01/2016	296.00	0.00	296.00	6641.73	0.00	354.01	150
151	09/06/2016	0.00	79.85	-79.85	6561.88	0.00	354.01	151
152	09/12/2016	0.00	79.85	-79.85	6482.03	0.00	354.01	152
153	09/19/2016	0.00	79.85	-79.85	6402.18	0.00	354.01	153
154	09/26/2016	0.00	59.85	-56.45	6345.73	-3.40	350.61	154
155	09/30/2016	0.00	0.00	0.00	6345.73	0.00	350.61	155
156	10/01/2016	296.00	0.00	296.00	6641.73	0.00	350.61	156
157	10/03/2016	0.00	79.85	-79.85	6561.88	0.00	350.61	157

Event Date	Event Type	Current Amount Due	NCP Paid	Unadjudicated Arrears		Adjudicated Arrears	
				Adjustment Amount	Running Balance	Adjustment Amount	Running Balance
10/10/2016	P	0.00	79.85	-79.85	6482.03	0.00	350.61
10/17/2016	P	0.00	79.85	-79.85	6402.18	0.00	350.61
10/24/2016	P	0.00	59.85	-56.45	6345.73	-3.40	347.21
10/31/2016	P	0.00	79.85	0.00	6345.73	-79.85	267.36
10/31/2016	M	0.00	0.00	0.00	6345.73	0.00	267.36
11/01/2016	O	296.00	0.00	296.00	6641.73	0.00	267.36
11/07/2016	P	0.00	79.85	-79.85	6561.88	0.00	267.36
11/14/2016	P	0.00	79.85	-79.85	6482.03	0.00	267.36
11/21/2016	P	0.00	79.85	-79.85	6402.18	0.00	267.36
11/28/2016	P	0.00	59.85	-56.45	6345.73	-3.40	263.96
11/30/2016	M	0.00	0.00	0.00	6345.73	0.00	263.96
12/01/2016	O	296.00	0.00	296.00	6641.73	0.00	263.96
12/05/2016	P	0.00	79.85	-79.85	6561.88	0.00	263.96
12/31/2016	M	0.00	0.00	0.00	6561.88	0.00	263.96
01/01/2017	O	296.00	0.00	296.00	6857.88	0.00	263.96
01/13/2017	P	0.00	159.69	-159.69	6698.19	0.00	263.96
01/27/2017	P	0.00	139.69	-136.31	6561.88	-3.38	260.58
01/31/2017	M	0.00	0.00	0.00	6561.88	0.00	260.58
02/01/2017	O	296.00	0.00	296.00	6857.88	0.00	260.58
02/10/2017	P	0.00	159.69	-159.69	6698.19	0.00	260.58
02/24/2017	P	0.00	139.69	-136.31	6561.88	-3.38	257.20
02/28/2017	M	0.00	0.00	0.00	6561.88	0.00	257.20
03/01/2017	O	296.00	0.00	296.00	6857.88	0.00	257.20
03/10/2017	P	0.00	159.69	-159.69	6698.19	0.00	257.20
03/24/2017	P	0.00	139.69	-136.31	6561.88	-3.38	253.82
03/31/2017	M	0.00	0.00	0.00	6561.88	0.00	253.82
04/01/2017	O	296.00	0.00	296.00	6857.88	0.00	253.82
04/07/2017	P	0.00	159.69	-159.69	6698.19	0.00	253.82
04/17/2017	P	0.00	18.47	-18.47	6679.72	0.00	253.82
04/21/2017	P	0.00	105.30	-105.30	6574.42	0.00	253.82
04/30/2017	M	0.00	0.00	0.00	6574.42	0.00	253.82
05/01/2017	O	296.00	0.00	296.00	6870.42	0.00	253.82
05/08/2017	P	0.00	79.85	-79.85	6790.57	0.00	253.82
05/31/2017	M	0.00	0.00	0.00	6790.57	0.00	253.82



	Event Date	Event Type	Current Amount Due	NCP Paid	Unadjudicated Arrears		Adjudicated Arrears		
					Adjustment Amount	Running Balance	Adjustment Amount	Running Balance	
192	06/01/2017	O	296.00	0.00	296.00	7086.57	0.00	253.82	192
193	06/30/2017	M	0.00	0.00	0.00	7086.57	0.00	253.82	193
194	07/01/2017	O	296.00	0.00	296.00	7382.57	0.00	253.82	194
195	07/17/2017	P	0.00	25.86	-25.86	7356.71	0.00	253.82	195
196	07/24/2017	P	0.00	79.85	-79.85	7276.86	0.00	253.82	196
197	07/31/2017	P	0.00	79.85	-79.85	7197.01	0.00	253.82	197
198	07/31/2017	M	0.00	0.00	0.00	7197.01	0.00	253.82	198
199	08/01/2017	O	296.00	0.00	296.00	7493.01	0.00	253.82	199
200	08/07/2017	P	0.00	79.85	-79.85	7413.16	0.00	253.82	200
201	08/14/2017	P	0.00	79.85	-79.85	7333.31	0.00	253.82	201
202	08/21/2017	P	0.00	79.85	-79.85	7253.46	0.00	253.82	202
203	08/28/2017	P	0.00	59.85	-56.45	7197.01	-3.40	250.42	203
204	08/31/2017	M	0.00	0.00	0.00	7197.01	0.00	250.42	204
205	09/01/2017	O	296.00	0.00	296.00	7493.01	0.00	250.42	205
206	09/05/2017	P	0.00	79.85	-79.85	7413.16	0.00	250.42	206
207	09/11/2017	P	0.00	79.85	-79.85	7333.31	0.00	250.42	207
208	09/18/2017	P	0.00	79.85	-79.85	7253.46	0.00	250.42	208
209	09/25/2017	P	0.00	59.85	-56.45	7197.01	-3.40	247.02	209
210	09/30/2017	M	0.00	0.00	0.00	7197.01	0.00	247.02	210
211	10/01/2017	O	296.00	0.00	296.00	7493.01	0.00	247.02	211
212	10/02/2017	P	0.00	79.85	-79.85	7413.16	0.00	247.02	212
213	10/09/2017	P	0.00	79.85	-79.85	7333.31	0.00	247.02	213
214	10/16/2017	P	0.00	79.85	-79.85	7253.46	0.00	247.02	214
215	10/23/2017	P	0.00	59.85	-56.45	7197.01	-3.40	243.62	215
216	10/30/2017	P	0.00	79.85	0.00	7197.01	-79.85	163.77	216
217	10/31/2017	M	0.00	0.00	0.00	7197.01	0.00	163.77	217
218	11/01/2017	O	296.00	0.00	296.00	7493.01	0.00	163.77	218
219	11/06/2017	P	0.00	79.85	-79.85	7413.16	0.00	163.77	219
220	11/13/2017	P	0.00	79.85	-79.85	7333.31	0.00	163.77	220
221	11/20/2017	P	0.00	79.85	-79.85	7253.46	0.00	163.77	221
222	11/27/2017	P	0.00	59.85	-56.45	7197.01	-3.40	160.37	222
223	11/30/2017	M	0.00	0.00	0.00	7197.01	0.00	160.37	223
224	12/01/2017	O	296.00	0.00	296.00	7493.01	0.00	160.37	224
225	12/04/2017	P	0.00	79.85	-79.85	7413.16	0.00	160.37	225

	Event Date	Event Type	Current Amount Due	NCP Paid	Unadjudicated Arrears		Adjudicated Arrears		
					Adjustment Amount	Running Balance	Adjustment Amount	Running Balance	
226	12/11/2017	P	0.00	79.85	-79.85	7333.31	0.00	160.37	226
227	12/18/2017	P	0.00	79.85	-79.85	7253.46	0.00	160.37	227
228	12/26/2017	P	0.00	59.85	-56.45	7197.01	-3.40	156.97	228
229	12/31/2017	M	0.00	0.00	0.00	7197.01	0.00	156.97	229
230	01/01/2018	O	296.00	0.00	296.00	7493.01	0.00	156.97	230
231	01/02/2018	P	0.00	79.85	-79.85	7413.16	0.00	156.97	231
232	01/08/2018	P	0.00	79.85	-79.85	7333.31	0.00	156.97	232
233	01/16/2018	P	0.00	79.85	-79.85	7253.46	0.00	156.97	233
234	01/22/2018	P	0.00	59.85	-56.45	7197.01	-3.40	153.57	234
235	01/29/2018	P	0.00	79.85	0.00	7197.01	-79.85	73.72	235
236	01/31/2018	M	0.00	0.00	0.00	7197.01	0.00	73.72	236
237	02/01/2018	O	296.00	0.00	296.00	7493.01	0.00	73.72	237
238	02/05/2018	P	0.00	79.85	-79.85	7413.16	0.00	73.72	238
239	02/12/2018	P	0.00	79.85	-79.85	7333.31	0.00	73.72	239
240	02/20/2018	P	0.00	79.85	-79.85	7253.46	0.00	73.72	240
241	02/26/2018	P	0.00	59.85	-56.45	7197.01	-3.40	70.32	241
242	02/28/2018	M	0.00	0.00	0.00	7197.01	0.00	70.32	242
243	03/01/2018	O	296.00	0.00	296.00	7493.01	0.00	70.32	243
244	03/31/2018	M	0.00	0.00	0.00	7493.01	0.00	70.32	244
245	04/01/2018	O	296.00	0.00	296.00	7789.01	0.00	70.32	245
246	04/30/2018	M	0.00	0.00	0.00	7789.01	0.00	70.32	246
247	05/01/2018	O	296.00	0.00	296.00	8085.01	0.00	70.32	247
248	05/04/2018	P	0.00	173.00	-173.00	7912.01	0.00	70.32	248
249	05/21/2018	P	0.00	153.00	-123.00	7789.01	-30.00	40.32	249
250	05/31/2018	M	0.00	0.00	0.00	7789.01	0.00	40.32	250
251	06/01/2018	O	296.00	0.00	296.00	8085.01	0.00	40.32	251
252	06/06/2018	P	0.00	173.00	-173.00	7912.01	0.00	40.32	252
253	06/21/2018	P	0.00	49.03	-49.03	7862.98	0.00	40.32	253
254	06/21/2018	P	0.00	47.61	-47.61	7815.37	0.00	40.32	254
255	06/30/2018	M	0.00	0.00	0.00	7815.37	0.00	40.32	255
256	07/01/2018	O	296.00	0.00	296.00	8111.37	0.00	40.32	256
257	07/05/2018	P	0.00	85.08	-85.08	8026.29	0.00	40.32	257
258	07/05/2018	P	0.00	82.59	-82.59	7943.70	0.00	40.32	258
259	07/31/2018	M	0.00	0.00	0.00	7943.70	0.00	40.32	259

Event Date	Event Type	Current Amount Due	NCP Paid	Unadjudicated Arrears		Adjudicated Arrears	
				Adjustment Amount	Running Balance	Adjustment Amount	Running Balance
260	08/01/2018	0.00	0.00	296.00	8239.70	0.00	40.32
261	08/15/2018	0.00	167.67	-167.67	8072.03	0.00	40.32
262	08/27/2018	0.00	158.33	-128.33	7943.70	-30.00	10.32
263	08/31/2018	0.00	0.00	0.00	7943.70	0.00	10.32
264	09/01/2018	0.00	0.00	296.00	8239.70	0.00	10.32
265	09/17/2018	0.00	167.67	-167.67	8072.03	0.00	10.32
266	09/30/2018	0.00	0.00	0.00	8072.03	0.00	10.32
267	10/01/2018	0.00	0.00	296.00	8368.03	0.00	10.32
268	10/01/2018	0.00	102.92	-102.92	8265.11	0.00	10.32
269	10/31/2018	0.00	0.00	0.00	8265.11	0.00	10.32
270	11/01/2018	0.00	0.00	296.00	8561.11	0.00	10.32
271	11/30/2018	0.00	0.00	0.00	8561.11	0.00	10.32
272	12/01/2018	0.00	0.00	296.00	8857.11	0.00	10.32
273	12/31/2018	0.00	0.00	0.00	8857.11	0.00	10.32
274	01/01/2019	0.00	0.00	296.00	9153.11	0.00	10.32
275	01/31/2019	0.00	0.00	0.00	9153.11	0.00	10.32
276	02/01/2019	0.00	0.00	296.00	9449.11	0.00	10.32
277	02/01/2019	0.00	34.05	-34.05	9415.06	0.00	10.32
278	02/01/2019	0.00	17.50	-17.50	9397.56	0.00	10.32
279	02/07/2019	0.00	8.01	-8.01	9389.55	0.00	10.32
280	02/07/2019	0.00	15.58	-15.58	9373.97	0.00	10.32
281	02/28/2019	0.00	0.00	0.00	9373.97	0.00	10.32
<b>Totals:</b>		\$20128.00	\$11927.71	\$0.00	\$9373.97	\$0.00	\$10.32

Total Unadjudicated: \$9373.97  
 Total Adjudicated: \$10.32  
 Total Arrears: \$9384.29

**Custodian Financial Audit (part 2 of 2)**

Run Date: 03/25/2019  
Run Time: 10:53 AM

NCP Name: Maxey, Ryan  
CST Name: Hanifan, Amanda  
Case ID: 725429000A  
Docket#: 13-PA-0008  
Office: 03  
Prepared By: KWEBBER  
Last Updated By: PMARTINE  
Prepared By Date: 03/25/2019  
Last Updated By Date: 03/07/2019

Provision Type: Child Support

Event Date	Event Type	Current Amount Due	NCP Paid	Unadjudicated Interest (On UA)		Unadjudicated Interest (On AA)		Adjudicated Interest		Unadjudicated Penalty		Adjudicated Penalty	
				Adjust Amount	Running Balance	Adjust Amount	Running Balance	Adjust Amount	Running Balance	Adjust Amount	Running Balance	Adjust Amount	Running Balance
07/01/2013	J	0.00	0.00	0.00	0.00	0.00	0.00	0.00	0.00	0.00	0.00	0.00	0.00
07/01/2013	O	296.00	0.00	0.00	0.00	0.00	0.00	0.00	0.00	0.00	0.00	0.00	0.00
07/31/2013	M	0.00	0.00	1.30	1.30	5.18	5.18	0.00	0.00	0.00	0.00	0.00	0.00
08/01/2013	O	296.00	0.00	0.00	1.30	0.00	5.18	0.00	0.00	0.00	0.00	0.00	0.00
08/31/2013	M	0.00	0.00	2.59	3.89	5.18	10.36	0.00	0.00	29.60	29.60	0.00	0.00
09/01/2013	O	296.00	0.00	0.00	3.89	0.00	10.36	0.00	0.00	0.00	29.60	0.00	0.00
09/03/2013	P	0.00	79.85	0.00	3.89	0.00	10.36	0.00	0.00	0.00	0.00	0.00	0.00
09/30/2013	M	0.00	0.00	3.54	7.43	5.18	15.54	0.00	0.00	21.62	51.22	0.00	0.00
10/01/2013	O	296.00	0.00	0.00	7.43	0.00	15.54	0.00	0.00	0.00	51.22	0.00	0.00
10/31/2013	M	0.00	0.00	4.83	12.26	5.18	20.72	0.00	0.00	29.60	80.82	0.00	0.00
11/01/2013	O	296.00	0.00	0.00	12.26	0.00	20.72	0.00	0.00	0.00	80.82	0.00	0.00
11/30/2013	M	0.00	0.00	6.13	18.39	5.18	25.90	0.00	0.00	29.60	110.42	0.00	0.00
12/01/2013	O	296.00	0.00	0.00	18.39	0.00	25.90	0.00	0.00	0.00	110.42	0.00	0.00
12/31/2013	M	0.00	0.00	7.42	25.81	5.18	31.08	0.00	0.00	29.60	140.02	0.00	0.00
01/01/2014	O	296.00	0.00	0.00	25.81	0.00	31.08	0.00	0.00	0.00	140.02	0.00	0.00
01/06/2014	P	0.00	79.85	0.00	25.81	0.00	31.08	0.00	0.00	0.00	140.02	0.00	0.00
01/13/2014	P	0.00	79.85	0.00	25.81	0.00	31.08	0.00	0.00	0.00	140.02	0.00	0.00
01/21/2014	P	0.00	39.62	0.00	25.81	0.00	31.08	0.00	0.00	0.00	140.02	0.00	0.00
01/31/2014	M	0.00	0.00	7.84	33.65	5.18	36.26	0.00	0.00	9.67	149.69	0.00	0.00
02/01/2014	O	296.00	0.00	0.00	33.65	0.00	36.26	0.00	0.00	0.00	149.69	0.00	0.00

Event Date	Event Type	Current Amount Due	NCP Paid	Unadjudicated Interest (On UA)		Unadjudicated Interest (On AA)		Adjudicated Interest		Unadjudicated Penalty		Adjudicated Penalty	
				Adjust Amount	Running Balance	Adjust Amount	Running Balance	Adjust Amount	Running Balance	Adjust Amount	Running Balance	Adjust Amount	Running Balance
21 02/28/2014	M	0.00	0.00	9.14	42.79	5.18	41.44	0.00	0.00	29.60	179.29	0.00	0.00
22 03/01/2014	O	296.00	0.00	0.00	42.79	0.00	41.44	0.00	0.00	0.00	179.29	0.00	0.00
23 03/31/2014	M	0.00	0.00	10.43	53.22	5.18	46.62	0.00	0.00	29.60	208.89	0.00	0.00
24 04/01/2014	O	296.00	0.00	0.00	53.22	0.00	46.62	0.00	0.00	0.00	208.89	0.00	0.00
25 04/30/2014	M	0.00	0.00	11.73	64.95	5.18	51.80	0.00	0.00	29.60	238.49	0.00	0.00
26 05/01/2014	O	296.00	0.00	0.00	64.95	0.00	51.80	0.00	0.00	0.00	238.49	0.00	0.00
27 05/31/2014	M	0.00	0.00	13.02	77.97	5.18	56.98	0.00	0.00	29.60	268.09	0.00	0.00
28 06/01/2014	O	296.00	0.00	0.00	77.97	0.00	56.98	0.00	0.00	0.00	268.09	0.00	0.00
29 06/30/2014	P	0.00	79.85	0.00	77.97	0.00	56.98	0.00	0.00	0.00	268.09	0.00	0.00
30 06/30/2014	M	0.00	0.00	13.97	91.94	5.18	62.16	0.00	0.00	21.62	289.71	0.00	0.00
31 07/01/2014	O	296.00	0.00	0.00	91.94	0.00	62.16	0.00	0.00	0.00	289.71	0.00	0.00
32 07/31/2014	M	0.00	0.00	15.26	107.20	5.18	67.34	0.00	0.00	29.60	319.31	0.00	0.00
33 08/01/2014	O	296.00	0.00	0.00	107.20	0.00	67.34	0.00	0.00	0.00	319.31	0.00	0.00
34 08/31/2014	M	0.00	0.00	16.56	123.76	5.18	72.52	0.00	0.00	29.60	348.91	0.00	0.00
35 09/01/2014	O	296.00	0.00	0.00	123.76	0.00	72.52	0.00	0.00	0.00	348.91	0.00	0.00
36 09/24/2014	P	0.00	79.85	0.00	123.76	0.00	72.52	0.00	0.00	0.00	348.91	0.00	0.00
37 09/30/2014	M	0.00	0.00	17.50	141.26	5.18	77.70	0.00	0.00	21.62	370.53	0.00	0.00
38 10/01/2014	O	296.00	0.00	0.00	141.26	0.00	77.70	0.00	0.00	0.00	370.53	0.00	0.00
39 10/31/2014	M	0.00	0.00	18.80	160.06	5.18	82.88	0.00	0.00	29.60	400.13	0.00	0.00
40 11/01/2014	O	296.00	0.00	0.00	160.06	0.00	82.88	0.00	0.00	0.00	400.13	0.00	0.00
41 11/30/2014	M	0.00	0.00	20.09	180.15	5.18	88.06	0.00	0.00	29.60	429.73	0.00	0.00
42 12/01/2014	O	296.00	0.00	0.00	180.15	0.00	88.06	0.00	0.00	0.00	429.73	0.00	0.00
43 12/31/2014	M	0.00	0.00	21.39	201.54	5.18	93.24	0.00	0.00	29.60	459.33	0.00	0.00
44 01/01/2015	O	296.00	0.00	0.00	201.54	0.00	93.24	0.00	0.00	0.00	459.33	0.00	0.00
45 01/31/2015	M	0.00	0.00	22.68	224.22	5.18	98.42	0.00	0.00	29.60	488.93	0.00	0.00
46 02/01/2015	O	296.00	0.00	0.00	224.22	0.00	98.42	0.00	0.00	0.00	488.93	0.00	0.00
47 02/02/2015	P	0.00	80.00	0.00	224.22	0.00	98.42	0.00	0.00	0.00	488.93	0.00	0.00
48 02/09/2015	P	0.00	80.00	0.00	224.22	0.00	98.42	0.00	0.00	0.00	488.93	0.00	0.00
49 02/18/2015	P	0.00	80.00	0.00	224.22	0.00	98.42	0.00	0.00	0.00	488.93	0.00	0.00
50 02/23/2015	P	0.00	60.00	0.00	224.22	0.00	98.42	0.00	0.00	0.00	488.93	0.00	0.00
51 02/28/2015	M	0.00	0.00	22.68	246.90	5.16	103.58	0.00	0.00	0.00	488.93	0.00	0.00
52 03/01/2015	O	296.00	0.00	0.00	246.90	0.00	103.58	0.00	0.00	0.00	488.93	0.00	0.00
53 03/02/2015	P	0.00	80.00	0.00	246.90	0.00	103.58	0.00	0.00	0.00	488.93	0.00	0.00

Event Date	Event Type	Current Amount Due	NCP Paid	Unadjudicated Interest (On UA)		Unadjudicated Interest (On AA)		Adjudicated Interest		Unadjudicated Penalty		Adjudicated Penalty		
				Adjust Amount	Running Balance	Adjust Amount	Running Balance	Adjust Amount	Running Balance	Adjust Amount	Running Balance	Adjust Amount	Running Balance	
54 03/09/2015	P	0.00	80.00	0.00	246.90	0.00	103.58	0.00	0.00	0.00	488.93	0.00	0.00	54
55 03/16/2015	P	0.00	80.00	0.00	246.90	0.00	103.58	0.00	0.00	0.00	488.93	0.00	0.00	55
56 03/23/2015	P	0.00	60.00	0.00	246.90	0.00	103.58	0.00	0.00	0.00	488.93	0.00	0.00	56
57 03/29/2015	P	0.00	79.85	0.00	246.90	0.00	103.58	0.00	0.00	0.00	488.93	0.00	0.00	57
58 03/31/2015	M	0.00	0.00	22.68	269.58	4.80	108.38	0.00	0.00	0.00	488.93	0.00	0.00	58
59 04/01/2015	O	296.00	0.00	0.00	269.58	0.00	108.38	0.00	0.00	0.00	488.93	0.00	0.00	59
60 04/01/2015	P	0.00	79.85	0.00	269.58	0.00	108.38	0.00	0.00	0.00	488.93	0.00	0.00	60
61 04/13/2015	P	0.00	79.85	0.00	269.58	0.00	108.38	0.00	0.00	0.00	488.93	0.00	0.00	61
62 04/20/2015	P	0.00	79.85	0.00	269.58	0.00	108.38	0.00	0.00	0.00	488.93	0.00	0.00	62
63 04/27/2015	P	0.00	59.85	0.00	269.58	0.00	108.38	0.00	0.00	0.00	488.93	0.00	0.00	63
64 04/30/2015	M	0.00	0.00	22.68	292.26	4.78	113.16	0.00	0.00	0.00	488.93	0.00	0.00	64
65 05/01/2015	O	296.00	0.00	0.00	292.26	0.00	113.16	0.00	0.00	0.00	488.93	0.00	0.00	65
66 05/01/2015	P	0.00	79.85	0.00	292.26	0.00	113.16	0.00	0.00	0.00	488.93	0.00	0.00	66
67 05/31/2015	M	0.00	0.00	23.63	315.89	4.78	117.94	0.00	0.00	21.62	510.55	0.00	0.00	67
68 06/01/2015	O	296.00	0.00	0.00	315.89	0.00	117.94	0.00	0.00	0.00	510.55	0.00	0.00	68
69 06/30/2015	M	0.00	0.00	24.93	340.82	4.78	122.72	0.00	0.00	29.60	540.15	0.00	0.00	69
70 07/01/2015	O	296.00	0.00	0.00	340.82	0.00	122.72	0.00	0.00	0.00	540.15	0.00	0.00	70
71 07/13/2015	P	0.00	425.08	0.00	340.82	0.00	122.72	0.00	0.00	0.00	540.15	0.00	0.00	71
72 07/31/2015	M	0.00	0.00	26.22	367.04	2.92	125.64	0.00	0.00	29.60	569.75	0.00	0.00	72
73 08/01/2015	O	296.00	0.00	0.00	367.04	0.00	125.64	0.00	0.00	0.00	569.75	0.00	0.00	73
74 08/31/2015	M	0.00	0.00	27.52	394.56	2.92	128.56	0.00	0.00	29.60	599.35	0.00	0.00	74
75 09/01/2015	O	296.00	0.00	0.00	394.56	0.00	128.56	0.00	0.00	0.00	599.35	0.00	0.00	75
76 09/14/2015	P	0.00	79.85	0.00	394.56	0.00	128.56	0.00	0.00	0.00	599.35	0.00	0.00	76
77 09/21/2015	P	0.00	79.85	0.00	394.56	0.00	128.56	0.00	0.00	0.00	599.35	0.00	0.00	77
78 09/28/2015	P	0.00	79.85	0.00	394.56	0.00	128.56	0.00	0.00	0.00	599.35	0.00	0.00	78
79 09/30/2015	M	0.00	0.00	27.76	422.32	2.92	131.48	0.00	0.00	5.65	605.00	0.00	0.00	79
80 10/01/2015	O	296.00	0.00	0.00	422.32	0.00	131.48	0.00	0.00	0.00	605.00	0.00	0.00	80
81 10/05/2015	P	0.00	79.85	0.00	422.32	0.00	131.48	0.00	0.00	0.00	605.00	0.00	0.00	81
82 10/12/2015	P	0.00	79.85	0.00	422.32	0.00	131.48	0.00	0.00	0.00	605.00	0.00	0.00	82
83 10/18/2015	P	0.00	79.85	0.00	422.32	0.00	131.48	0.00	0.00	0.00	605.00	0.00	0.00	83
84 10/25/2015	P	0.00	59.85	0.00	422.32	0.00	131.48	0.00	0.00	0.00	605.00	0.00	0.00	84
85 10/31/2015	M	0.00	0.00	27.76	450.08	2.91	134.39	0.00	0.00	0.00	605.00	0.00	0.00	85
86 11/01/2015	O	296.00	0.00	0.00	450.08	0.00	134.39	0.00	0.00	0.00	605.00	0.00	0.00	86

Event Date	Event Type	Current Amount Due	NCP Paid	Unadjudicated Interest (On UA)		Unadjudicated Interest (On AA)		Adjudicated Interest		Unadjudicated Penalty		Adjudicated Penalty			
				Adjust Amount	Running Balance	Adjust Amount	Running Balance	Adjust Amount	Running Balance	Adjust Amount	Running Balance	Adjust Amount	Running Balance	Adjust Amount	Running Balance
87	11/01/2015	P	0.00	79.85	0.00	450.08	0.00	134.39	0.00	0.00	0.00	605.00	0.00	0.00	87
88	11/09/2015	P	0.00	79.85	0.00	450.08	0.00	134.39	0.00	0.00	0.00	605.00	0.00	0.00	88
89	11/16/2015	P	0.00	79.85	0.00	450.08	0.00	134.39	0.00	0.00	0.00	605.00	0.00	0.00	89
90	11/23/2015	P	0.00	59.85	0.00	450.08	0.00	134.39	0.00	0.00	0.00	605.00	0.00	0.00	90
91	11/30/2015	P	0.00	79.85	0.00	450.08	0.00	134.39	0.00	0.00	0.00	605.00	0.00	0.00	91
92	11/30/2015	M	0.00	0.00	27.76	477.84	2.54	136.93	0.00	0.00	0.00	605.00	0.00	0.00	92
93	12/01/2015	O	296.00	0.00	0.00	477.84	0.00	136.93	0.00	0.00	0.00	605.00	0.00	0.00	93
94	12/06/2015	P	0.00	79.85	0.00	477.84	0.00	136.93	0.00	0.00	0.00	605.00	0.00	0.00	94
95	12/14/2015	P	0.00	79.85	0.00	477.84	0.00	136.93	0.00	0.00	0.00	605.00	0.00	0.00	95
96	12/21/2015	P	0.00	79.85	0.00	477.84	0.00	136.93	0.00	0.00	0.00	605.00	0.00	0.00	96
97	12/28/2015	P	0.00	59.85	0.00	477.84	0.00	136.93	0.00	0.00	0.00	605.00	0.00	0.00	97
98	12/31/2015	M	0.00	0.00	27.76	505.60	2.53	139.46	0.00	0.00	0.00	605.00	0.00	0.00	98
99	01/01/2016	O	296.00	0.00	0.00	505.60	0.00	139.46	0.00	0.00	0.00	605.00	0.00	0.00	99
100	01/01/2016	P	0.00	79.85	0.00	505.60	0.00	139.46	0.00	0.00	0.00	605.00	0.00	0.00	100
101	01/09/2016	P	0.00	79.85	0.00	505.60	0.00	139.46	0.00	0.00	0.00	605.00	0.00	0.00	101
102	01/18/2016	P	0.00	79.85	0.00	505.60	0.00	139.46	0.00	0.00	0.00	605.00	0.00	0.00	102
103	01/23/2016	P	0.00	59.85	0.00	505.60	0.00	139.46	0.00	0.00	0.00	605.00	0.00	0.00	103
104	01/31/2016	M	0.00	0.00	29.08	534.68	2.63	142.09	0.00	0.00	0.00	605.00	0.00	0.00	104
105	02/01/2016	O	296.00	0.00	0.00	534.68	0.00	142.09	0.00	0.00	0.00	605.00	0.00	0.00	105
106	02/01/2016	P	0.00	79.85	0.00	534.68	0.00	142.09	0.00	0.00	0.00	605.00	0.00	0.00	106
107	02/08/2016	P	0.00	79.85	0.00	534.68	0.00	142.09	0.00	0.00	0.00	605.00	0.00	0.00	107
108	02/15/2016	P	0.00	36.71	0.00	534.68	0.00	142.09	0.00	0.00	0.00	605.00	0.00	0.00	108
109	02/22/2016	P	0.00	79.85	0.00	534.68	0.00	142.09	0.00	0.00	0.00	605.00	0.00	0.00	109
110	02/29/2016	P	0.00	59.85	0.00	534.68	0.00	142.09	0.00	0.00	0.00	605.00	0.00	0.00	110
111	02/29/2016	M	0.00	0.00	29.08	563.76	2.45	144.54	0.00	0.00	0.00	605.00	0.00	0.00	111
112	03/01/2016	O	296.00	0.00	0.00	563.76	0.00	144.54	0.00	0.00	0.00	605.00	0.00	0.00	112
113	03/06/2016	P	0.00	79.85	0.00	563.76	0.00	144.54	0.00	0.00	0.00	605.00	0.00	0.00	113
114	03/14/2016	P	0.00	79.85	0.00	563.76	0.00	144.54	0.00	0.00	0.00	605.00	0.00	0.00	114
115	03/21/2016	P	0.00	79.85	0.00	563.76	0.00	144.54	0.00	0.00	0.00	605.00	0.00	0.00	115
116	03/28/2016	P	0.00	59.85	0.00	563.76	0.00	144.54	0.00	0.00	0.00	605.00	0.00	0.00	116
117	03/31/2016	M	0.00	0.00	29.08	592.84	2.43	146.97	0.00	0.00	0.00	605.00	0.00	0.00	117
118	04/01/2016	O	296.00	0.00	0.00	592.84	0.00	146.97	0.00	0.00	0.00	605.00	0.00	0.00	118
119	04/04/2016	P	0.00	79.85	0.00	592.84	0.00	146.97	0.00	0.00	0.00	605.00	0.00	0.00	119

Event Date	Event Type	Current Amount Due	NCP Paid	Unadjudicated Interest (On UA)		Unadjudicated Interest (On AA)		Adjudicated Interest		Unadjudicated Penalty		Adjudicated Penalty		
				Adjust Amount	Running Balance	Adjust Amount	Running Balance	Adjust Amount	Running Balance	Adjust Amount	Running Balance	Adjust Amount	Running Balance	
120 04/11/2016	P	0.00	79.85	0.00	592.84	0.00	146.97	0.00	0.00	0.00	605.00	0.00	0.00	120
121 04/18/2016	P	0.00	79.85	0.00	592.84	0.00	146.97	0.00	0.00	0.00	605.00	0.00	0.00	121
122 04/25/2016	P	0.00	59.85	0.00	592.84	0.00	146.97	0.00	0.00	0.00	605.00	0.00	0.00	122
123 04/30/2016	M	0.00	0.00	29.08	621.92	2.42	149.39	0.00	0.00	0.00	605.00	0.00	0.00	123
124 05/01/2016	O	296.00	0.00	0.00	621.92	0.00	149.39	0.00	0.00	0.00	605.00	0.00	0.00	124
125 05/02/2016	P	0.00	79.85	0.00	621.92	0.00	149.39	0.00	0.00	0.00	605.00	0.00	0.00	125
126 05/09/2016	P	0.00	79.85	0.00	621.92	0.00	149.39	0.00	0.00	0.00	605.00	0.00	0.00	126
127 05/16/2016	P	0.00	79.85	0.00	621.92	0.00	149.39	0.00	0.00	0.00	605.00	0.00	0.00	127
128 05/23/2016	P	0.00	59.85	0.00	621.92	0.00	149.39	0.00	0.00	0.00	605.00	0.00	0.00	128
129 05/31/2016	P	0.00	79.85	0.00	621.92	0.00	149.39	0.00	0.00	0.00	605.00	0.00	0.00	129
130 05/31/2016	M	0.00	0.00	29.08	651.00	2.04	151.43	0.00	0.00	0.00	605.00	0.00	0.00	130
131 06/01/2016	O	296.00	0.00	0.00	651.00	0.00	151.43	0.00	0.00	0.00	605.00	0.00	0.00	131
132 06/06/2016	P	0.00	79.85	0.00	651.00	0.00	151.43	0.00	0.00	0.00	605.00	0.00	0.00	132
133 06/13/2016	P	0.00	79.85	0.00	651.00	0.00	151.43	0.00	0.00	0.00	605.00	0.00	0.00	133
134 06/20/2016	P	0.00	79.85	0.00	651.00	0.00	151.43	0.00	0.00	0.00	605.00	0.00	0.00	134
135 06/27/2016	P	0.00	59.85	0.00	651.00	0.00	151.43	0.00	0.00	0.00	605.00	0.00	0.00	135
136 06/30/2016	M	0.00	0.00	29.08	680.08	2.02	153.45	0.00	0.00	0.00	605.00	0.00	0.00	136
137 07/01/2016	O	296.00	0.00	0.00	680.08	0.00	153.45	0.00	0.00	0.00	605.00	0.00	0.00	137
138 07/05/2016	P	0.00	79.85	0.00	680.08	0.00	153.45	0.00	0.00	0.00	605.00	0.00	0.00	138
139 07/11/2016	P	0.00	79.85	0.00	680.08	0.00	153.45	0.00	0.00	0.00	605.00	0.00	0.00	139
140 07/18/2016	P	0.00	79.85	0.00	680.08	0.00	153.45	0.00	0.00	0.00	605.00	0.00	0.00	140
141 07/25/2016	P	0.00	59.85	0.00	680.08	0.00	153.45	0.00	0.00	0.00	605.00	0.00	0.00	141
142 07/31/2016	M	0.00	0.00	29.08	709.16	2.00	155.45	0.00	0.00	0.00	605.00	0.00	0.00	142
143 08/01/2016	O	296.00	0.00	0.00	709.16	0.00	155.45	0.00	0.00	0.00	605.00	0.00	0.00	143
144 08/01/2016	P	0.00	79.85	0.00	709.16	0.00	155.45	0.00	0.00	0.00	605.00	0.00	0.00	144
145 08/08/2016	P	0.00	79.85	0.00	709.16	0.00	155.45	0.00	0.00	0.00	605.00	0.00	0.00	145
146 08/15/2016	P	0.00	79.85	0.00	709.16	0.00	155.45	0.00	0.00	0.00	605.00	0.00	0.00	146
147 08/22/2016	P	0.00	59.85	0.00	709.16	0.00	155.45	0.00	0.00	0.00	605.00	0.00	0.00	147
148 08/29/2016	P	0.00	79.85	0.00	709.16	0.00	155.45	0.00	0.00	0.00	605.00	0.00	0.00	148
149 08/31/2016	M	0.00	0.00	29.08	738.24	1.62	157.07	0.00	0.00	0.00	605.00	0.00	0.00	149
150 09/01/2016	O	296.00	0.00	0.00	738.24	0.00	157.07	0.00	0.00	0.00	605.00	0.00	0.00	150
151 09/06/2016	P	0.00	79.85	0.00	738.24	0.00	157.07	0.00	0.00	0.00	605.00	0.00	0.00	151
152 09/12/2016	P	0.00	79.85	0.00	738.24	0.00	157.07	0.00	0.00	0.00	605.00	0.00	0.00	152



Event Date	Event Type	Current Amount Due	NCP Paid	Unadjudicated Interest (On UA)		Unadjudicated Interest (On AA)		Adjudicated Interest		Unadjudicated Penalty		Adjudicated Penalty		
				Adjust Amount	Running Balance	Adjust Amount	Running Balance	Adjust Amount	Running Balance	Adjust Amount	Running Balance	Adjust Amount	Running Balance	
153 09/19/2016	P	0.00	79.85	0.00	738.24	0.00	157.07	0.00	0.00	0.00	605.00	0.00	0.00	153
154 09/26/2016	P	0.00	59.85	0.00	738.24	0.00	157.07	0.00	0.00	0.00	605.00	0.00	0.00	154
155 09/30/2016	M	0.00	0.00	29.08	767.32	1.61	158.68	0.00	0.00	0.00	605.00	0.00	0.00	155
156 10/01/2016	O	296.00	0.00	0.00	767.32	0.00	158.68	0.00	0.00	0.00	605.00	0.00	0.00	156
157 10/03/2016	P	0.00	79.85	0.00	767.32	0.00	158.68	0.00	0.00	0.00	605.00	0.00	0.00	157
158 10/10/2016	P	0.00	79.85	0.00	767.32	0.00	158.68	0.00	0.00	0.00	605.00	0.00	0.00	158
159 10/17/2016	P	0.00	79.85	0.00	767.32	0.00	158.68	0.00	0.00	0.00	605.00	0.00	0.00	159
160 10/24/2016	P	0.00	59.85	0.00	767.32	0.00	158.68	0.00	0.00	0.00	605.00	0.00	0.00	160
161 10/31/2016	P	0.00	79.85	0.00	767.32	0.00	158.68	0.00	0.00	0.00	605.00	0.00	0.00	161
162 10/31/2016	M	0.00	0.00	29.08	796.40	1.23	159.91	0.00	0.00	0.00	605.00	0.00	0.00	162
163 11/01/2016	O	296.00	0.00	0.00	796.40	0.00	159.91	0.00	0.00	0.00	605.00	0.00	0.00	163
164 11/07/2016	P	0.00	79.85	0.00	796.40	0.00	159.91	0.00	0.00	0.00	605.00	0.00	0.00	164
165 11/14/2016	P	0.00	79.85	0.00	796.40	0.00	159.91	0.00	0.00	0.00	605.00	0.00	0.00	165
166 11/21/2016	P	0.00	79.85	0.00	796.40	0.00	159.91	0.00	0.00	0.00	605.00	0.00	0.00	166
167 11/28/2016	P	0.00	59.85	0.00	796.40	0.00	159.91	0.00	0.00	0.00	605.00	0.00	0.00	167
168 11/30/2016	M	0.00	0.00	29.08	825.48	1.21	161.12	0.00	0.00	0.00	605.00	0.00	0.00	168
169 12/01/2016	O	296.00	0.00	0.00	825.48	0.00	161.12	0.00	0.00	0.00	605.00	0.00	0.00	169
170 12/05/2016	P	0.00	79.85	0.00	825.48	0.00	161.12	0.00	0.00	0.00	605.00	0.00	0.00	170
171 12/31/2016	M	0.00	0.00	30.08	855.56	1.21	162.33	0.00	0.00	0.00	626.62	0.00	0.00	171
172 01/01/2017	O	296.00	0.00	0.00	855.56	0.00	162.33	0.00	0.00	0.00	626.62	0.00	0.00	172
173 01/13/2017	P	0.00	159.69	0.00	855.56	0.00	162.33	0.00	0.00	0.00	626.62	0.00	0.00	173
174 01/27/2017	P	0.00	139.69	0.00	855.56	0.00	162.33	0.00	0.00	0.00	626.62	0.00	0.00	174
175 01/31/2017	M	0.00	0.00	31.44	887.00	1.25	163.58	0.00	0.00	0.00	626.62	0.00	0.00	175
176 02/01/2017	O	296.00	0.00	0.00	887.00	0.00	163.58	0.00	0.00	0.00	626.62	0.00	0.00	176
177 02/10/2017	P	0.00	159.69	0.00	887.00	0.00	163.58	0.00	0.00	0.00	626.62	0.00	0.00	177
178 02/24/2017	P	0.00	139.69	0.00	887.00	0.00	163.58	0.00	0.00	0.00	626.62	0.00	0.00	178
179 02/28/2017	M	0.00	0.00	31.44	918.44	1.23	164.81	0.00	0.00	0.00	626.62	0.00	0.00	179
180 03/01/2017	O	296.00	0.00	0.00	918.44	0.00	164.81	0.00	0.00	0.00	626.62	0.00	0.00	180
181 03/10/2017	P	0.00	159.69	0.00	918.44	0.00	164.81	0.00	0.00	0.00	626.62	0.00	0.00	181
182 03/24/2017	P	0.00	139.69	0.00	918.44	0.00	164.81	0.00	0.00	0.00	626.62	0.00	0.00	182
183 03/31/2017	M	0.00	0.00	31.44	949.88	1.22	166.03	0.00	0.00	0.00	626.62	0.00	0.00	183
184 04/01/2017	O	296.00	0.00	0.00	949.88	0.00	166.03	0.00	0.00	0.00	626.62	0.00	0.00	184
185 04/07/2017	P	0.00	159.69	0.00	949.88	0.00	166.03	0.00	0.00	0.00	626.62	0.00	0.00	185


Event Date	Event Type	Current Amount Due	NCP Paid	Unadjudicated Interest (On UA)		Unadjudicated Interest (On AA)		Adjudicated Interest		Unadjudicated Penalty		Adjudicated Penalty			
				Adjust Amount	Running Balance	Adjust Amount	Running Balance	Adjust Amount	Running Balance	Adjust Amount	Running Balance	Adjust Amount	Running Balance	Adjust Amount	Running Balance
186	04/17/2017	P	0.00	18.47	0.00	949.88	0.00	166.03	0.00	0.00	0.00	626.62	0.00	0.00	186
187	04/21/2017	P	0.00	105.30	0.00	949.88	0.00	166.03	0.00	0.00	0.00	626.62	0.00	0.00	187
188	04/30/2017	M	0.00	0.00	31.50	981.38	1.22	167.25	0.00	0.00	1.25	627.87	0.00	0.00	188
189	05/01/2017	O	296.00	0.00	0.00	981.38	0.00	167.25	0.00	0.00	0.00	627.87	0.00	0.00	189
190	05/08/2017	P	0.00	79.85	0.00	981.38	0.00	167.25	0.00	0.00	0.00	627.87	0.00	0.00	190
191	05/31/2017	M	0.00	0.00	32.54	1013.92	1.22	168.47	0.00	0.00	21.62	649.49	0.00	0.00	191
192	06/01/2017	O	296.00	0.00	0.00	1013.92	0.00	168.47	0.00	0.00	0.00	649.49	0.00	0.00	192
193	06/30/2017	M	0.00	0.00	33.96	1047.88	1.22	169.69	0.00	0.00	29.60	679.09	0.00	0.00	193
194	07/01/2017	O	296.00	0.00	0.00	1047.88	0.00	169.69	0.00	0.00	0.00	679.09	0.00	0.00	194
195	07/17/2017	P	0.00	25.86	0.00	1047.88	0.00	169.69	0.00	0.00	0.00	679.09	0.00	0.00	195
196	07/24/2017	P	0.00	79.85	0.00	1047.88	0.00	169.69	0.00	0.00	0.00	679.09	0.00	0.00	196
197	07/31/2017	P	0.00	79.85	0.00	1047.88	0.00	169.69	0.00	0.00	0.00	679.09	0.00	0.00	197
198	07/31/2017	M	0.00	0.00	37.48	1085.36	1.32	171.01	0.00	0.00	11.04	690.13	0.00	0.00	198
199	08/01/2017	O	296.00	0.00	0.00	1085.36	0.00	171.01	0.00	0.00	0.00	690.13	0.00	0.00	199
200	08/07/2017	P	0.00	79.85	0.00	1085.36	0.00	171.01	0.00	0.00	0.00	690.13	0.00	0.00	200
201	08/14/2017	P	0.00	79.85	0.00	1085.36	0.00	171.01	0.00	0.00	0.00	690.13	0.00	0.00	201
202	08/21/2017	P	0.00	79.85	0.00	1085.36	0.00	171.01	0.00	0.00	0.00	690.13	0.00	0.00	202
203	08/28/2017	P	0.00	59.85	0.00	1085.36	0.00	171.01	0.00	0.00	0.00	690.13	0.00	0.00	203
204	08/31/2017	M	0.00	0.00	37.48	1122.84	1.30	172.31	0.00	0.00	0.00	690.13	0.00	0.00	204
205	09/01/2017	O	296.00	0.00	0.00	1122.84	0.00	172.31	0.00	0.00	0.00	690.13	0.00	0.00	205
206	09/05/2017	P	0.00	79.85	0.00	1122.84	0.00	172.31	0.00	0.00	0.00	690.13	0.00	0.00	206
207	09/11/2017	P	0.00	79.85	0.00	1122.84	0.00	172.31	0.00	0.00	0.00	690.13	0.00	0.00	207
208	09/18/2017	P	0.00	79.85	0.00	1122.84	0.00	172.31	0.00	0.00	0.00	690.13	0.00	0.00	208
209	09/25/2017	P	0.00	59.85	0.00	1122.84	0.00	172.31	0.00	0.00	0.00	690.13	0.00	0.00	209
210	09/30/2017	M	0.00	0.00	37.48	1160.32	1.29	173.60	0.00	0.00	0.00	690.13	0.00	0.00	210
211	10/01/2017	O	296.00	0.00	0.00	1160.32	0.00	173.60	0.00	0.00	0.00	690.13	0.00	0.00	211
212	10/02/2017	P	0.00	79.85	0.00	1160.32	0.00	173.60	0.00	0.00	0.00	690.13	0.00	0.00	212
213	10/09/2017	P	0.00	79.85	0.00	1160.32	0.00	173.60	0.00	0.00	0.00	690.13	0.00	0.00	213
214	10/16/2017	P	0.00	79.85	0.00	1160.32	0.00	173.60	0.00	0.00	0.00	690.13	0.00	0.00	214
215	10/23/2017	P	0.00	59.85	0.00	1160.32	0.00	173.60	0.00	0.00	0.00	690.13	0.00	0.00	215
216	10/30/2017	P	0.00	79.85	0.00	1160.32	0.00	173.60	0.00	0.00	0.00	690.13	0.00	0.00	216
217	10/31/2017	M	0.00	0.00	37.48	1197.80	0.85	174.45	0.00	0.00	0.00	690.13	0.00	0.00	217
218	11/01/2017	O	296.00	0.00	0.00	1197.80	0.00	174.45	0.00	0.00	0.00	690.13	0.00	0.00	218

Event Date	Event Type	Current Amount Due	NCP Paid	Unadjudicated Interest (On UA)		Unadjudicated Interest (On AA)		Adjudicated Interest		Unadjudicated Penalty		Adjudicated Penalty		
				Adjust Amount	Running Balance	Adjust Amount	Running Balance	Adjust Amount	Running Balance	Adjust Amount	Running Balance	Adjust Amount	Running Balance	
219 11/06/2017	P	0.00	79.85	0.00	1197.80	0.00	174.45	0.00	0.00	0.00	690.13	0.00	0.00	219
220 11/13/2017	P	0.00	79.85	0.00	1197.80	0.00	174.45	0.00	0.00	0.00	690.13	0.00	0.00	220
221 11/20/2017	P	0.00	79.85	0.00	1197.80	0.00	174.45	0.00	0.00	0.00	690.13	0.00	0.00	221
222 11/27/2017	P	0.00	59.85	0.00	1197.80	0.00	174.45	0.00	0.00	0.00	690.13	0.00	0.00	222
223 11/30/2017	M	0.00	0.00	37.48	1235.28	0.84	175.29	0.00	0.00	0.00	690.13	0.00	0.00	223
224 12/01/2017	O	296.00	0.00	0.00	1235.28	0.00	175.29	0.00	0.00	0.00	690.13	0.00	0.00	224
225 12/04/2017	P	0.00	79.85	0.00	1235.28	0.00	175.29	0.00	0.00	0.00	690.13	0.00	0.00	225
226 12/11/2017	P	0.00	79.85	0.00	1235.28	0.00	175.29	0.00	0.00	0.00	690.13	0.00	0.00	226
227 12/18/2017	P	0.00	79.85	0.00	1235.28	0.00	175.29	0.00	0.00	0.00	690.13	0.00	0.00	227
228 12/26/2017	P	0.00	59.85	0.00	1235.28	0.00	175.29	0.00	0.00	0.00	690.13	0.00	0.00	228
229 12/31/2017	M	0.00	0.00	37.48	1272.76	0.82	176.11	0.00	0.00	0.00	690.13	0.00	0.00	229
230 01/01/2018	O	296.00	0.00	0.00	1272.76	0.00	176.11	0.00	0.00	0.00	690.13	0.00	0.00	230
231 01/02/2018	P	0.00	79.85	0.00	1272.76	0.00	176.11	0.00	0.00	0.00	690.13	0.00	0.00	231
232 01/08/2018	P	0.00	79.85	0.00	1272.76	0.00	176.11	0.00	0.00	0.00	690.13	0.00	0.00	232
233 01/16/2018	P	0.00	79.85	0.00	1272.76	0.00	176.11	0.00	0.00	0.00	690.13	0.00	0.00	233
234 01/22/2018	P	0.00	59.85	0.00	1272.76	0.00	176.11	0.00	0.00	0.00	690.13	0.00	0.00	234
235 01/29/2018	P	0.00	79.85	0.00	1272.76	0.00	176.11	0.00	0.00	0.00	690.13	0.00	0.00	235
236 01/31/2018	M	0.00	0.00	38.98	1311.74	0.40	176.51	0.00	0.00	0.00	690.13	0.00	0.00	236
237 02/01/2018	O	296.00	0.00	0.00	1311.74	0.00	176.51	0.00	0.00	0.00	690.13	0.00	0.00	237
238 02/05/2018	P	0.00	79.85	0.00	1311.74	0.00	176.51	0.00	0.00	0.00	690.13	0.00	0.00	238
239 02/12/2018	P	0.00	79.85	0.00	1311.74	0.00	176.51	0.00	0.00	0.00	690.13	0.00	0.00	239
240 02/20/2018	P	0.00	79.85	0.00	1311.74	0.00	176.51	0.00	0.00	0.00	690.13	0.00	0.00	240
241 02/26/2018	P	0.00	59.85	0.00	1311.74	0.00	176.51	0.00	0.00	0.00	690.13	0.00	0.00	241
242 02/28/2018	M	0.00	0.00	38.98	1350.72	0.38	176.89	0.00	0.00	0.00	690.13	0.00	0.00	242
243 03/01/2018	O	296.00	0.00	0.00	1350.72	0.00	176.89	0.00	0.00	0.00	690.13	0.00	0.00	243
244 03/31/2018	M	0.00	0.00	40.59	1391.31	0.38	177.27	0.00	0.00	0.00	719.73	0.00	0.00	244
245 04/01/2018	O	296.00	0.00	0.00	1391.31	0.00	177.27	0.00	0.00	0.00	719.73	0.00	0.00	245
246 04/30/2018	M	0.00	0.00	42.19	1433.50	0.38	177.65	0.00	0.00	0.00	749.33	0.00	0.00	246
247 05/01/2018	O	296.00	0.00	0.00	1433.50	0.00	177.65	0.00	0.00	0.00	749.33	0.00	0.00	247
248 05/04/2018	P	0.00	173.00	0.00	1433.50	0.00	177.65	0.00	0.00	0.00	749.33	0.00	0.00	248
249 05/21/2018	P	0.00	153.00	0.00	1433.50	0.00	177.65	0.00	0.00	0.00	749.33	0.00	0.00	249
250 05/31/2018	M	0.00	0.00	42.19	1475.69	0.22	177.87	0.00	0.00	0.00	749.33	0.00	0.00	250
251 06/01/2018	O	296.00	0.00	0.00	1475.69	0.00	177.87	0.00	0.00	0.00	749.33	0.00	0.00	251

Event Date	Event Type	Current Amount Due	NCP Paid	Unadjudicated Interest (On UA)		Unadjudicated Interest (On AA)		Adjudicated Interest		Unadjudicated Penalty		Adjudicated Penalty		
				Adjust Amount	Running Balance	Adjust Amount	Running Balance	Adjust Amount	Running Balance	Adjust Amount	Running Balance	Adjust Amount	Running Balance	
252 06/06/2018	P	0.00	173.00	0.00	1475.69	0.00	177.87	0.00	0.00	0.00	749.33	0.00	0.00	252
253 06/21/2018	P	0.00	49.03	0.00	1475.69	0.00	177.87	0.00	0.00	0.00	749.33	0.00	0.00	253
254 06/21/2018	P	0.00	47.61	0.00	1475.69	0.00	177.87	0.00	0.00	0.00	749.33	0.00	0.00	254
255 06/30/2018	M	0.00	0.00	42.33	1518.02	0.22	178.09	0.00	0.00	2.64	751.97	0.00	0.00	255
256 07/01/2018	O	296.00	0.00	0.00	1518.02	0.00	178.09	0.00	0.00	0.00	751.97	0.00	0.00	256
257 07/05/2018	P	0.00	85.08	0.00	1518.02	0.00	178.09	0.00	0.00	0.00	751.97	0.00	0.00	257
258 07/05/2018	P	0.00	82.59	0.00	1518.02	0.00	178.09	0.00	0.00	0.00	751.97	0.00	0.00	258
259 07/31/2018	M	0.00	0.00	46.34	1564.36	0.24	178.33	0.00	0.00	12.83	764.80	0.00	0.00	259
260 08/01/2018	O	296.00	0.00	0.00	1564.36	0.00	178.33	0.00	0.00	0.00	764.80	0.00	0.00	260
261 08/15/2018	P	0.00	167.67	0.00	1564.36	0.00	178.33	0.00	0.00	0.00	764.80	0.00	0.00	261
262 08/27/2018	P	0.00	158.33	0.00	1564.36	0.00	178.33	0.00	0.00	0.00	764.80	0.00	0.00	262
263 08/31/2018	M	0.00	0.00	46.34	1610.70	0.06	178.39	0.00	0.00	0.00	764.80	0.00	0.00	263
264 09/01/2018	O	296.00	0.00	0.00	1610.70	0.00	178.39	0.00	0.00	0.00	764.80	0.00	0.00	264
265 09/17/2018	P	0.00	167.67	0.00	1610.70	0.00	178.39	0.00	0.00	0.00	764.80	0.00	0.00	265
266 09/30/2018	M	0.00	0.00	47.09	1657.79	0.06	178.45	0.00	0.00	12.83	777.63	0.00	0.00	266
267 10/01/2018	O	296.00	0.00	0.00	1657.79	0.00	178.45	0.00	0.00	0.00	777.63	0.00	0.00	267
268 10/01/2018	P	0.00	102.92	0.00	1657.79	0.00	178.45	0.00	0.00	0.00	777.63	0.00	0.00	268
269 10/31/2018	M	0.00	0.00	48.21	1706.00	0.06	178.51	0.00	0.00	19.31	796.94	0.00	0.00	269
270 11/01/2018	O	296.00	0.00	0.00	1706.00	0.00	178.51	0.00	0.00	0.00	796.94	0.00	0.00	270
271 11/30/2018	M	0.00	0.00	49.94	1755.94	0.06	178.57	0.00	0.00	29.60	826.54	0.00	0.00	271
272 12/01/2018	O	296.00	0.00	0.00	1755.94	0.00	178.57	0.00	0.00	0.00	826.54	0.00	0.00	272
273 12/31/2018	M	0.00	0.00	51.67	1807.61	0.06	178.63	0.00	0.00	29.60	856.14	0.00	0.00	273
274 01/01/2019	O	296.00	0.00	0.00	1807.61	0.00	178.63	0.00	0.00	0.00	856.14	0.00	0.00	274
275 01/31/2019	M	0.00	0.00	57.21	1864.82	0.06	178.69	0.00	0.00	29.60	885.74	0.00	0.00	275
276 02/01/2019	O	296.00	0.00	0.00	1864.82	0.00	178.69	0.00	0.00	0.00	885.74	0.00	0.00	276
277 02/01/2019	P	0.00	34.05	0.00	1864.82	0.00	178.69	0.00	0.00	0.00	885.74	0.00	0.00	277
278 02/01/2019	P	0.00	17.50	0.00	1864.82	0.00	178.69	0.00	0.00	0.00	885.74	0.00	0.00	278
279 02/07/2019	P	0.00	8.01	0.00	1864.82	0.00	178.69	0.00	0.00	0.00	885.74	0.00	0.00	279
280 02/07/2019	P	0.00	15.58	0.00	1864.82	0.00	178.69	0.00	0.00	0.00	885.74	0.00	0.00	280
281 02/28/2019	M	0.00	0.00	58.59	1923.41	0.06	178.75	0.00	0.00	22.09	907.83	0.00	0.00	281
<b>Totals:</b>		\$20128.00	\$11927.71	\$0.00	\$1923.41	\$0.00	\$178.75	\$0.00	\$0.00	\$0.00	\$907.83	\$0.00	\$0.00	

**Total Unadjudicated Interest on UA:** \$1923.41      **Total Unadjudicated Penalty:** \$907.83  
**Total Unadjudicated Interest on AA:** \$178.75      **Total Adjudicated Penalty:** \$0.00  
**Total Adjudicated Interest:** \$0.00      **Total Penalty:** \$907.83  
**Total Interest:** \$2102.16

**Total Arrears:** \$9384.29  
**Total Interest:** \$2102.16  
**Total Penalty:** \$907.83  
**Grand Total:** \$12394.28



### Custodian Financial Audit (part 1 of 2)

Run Date: 03/25/2019  
Run Time: 10:52 AM

NCP Name: Maxey, Ryan  
CST Name: Hanifan, Amanda

Case ID: 725429000A  
Docket#: 13-PA-0008

Office: 03

Prepared By: KWEBBER  
Last Updated By: PMARTINE

Prepared By Date: 03/25/2019  
Last Updated By Date: 03/07/2019

Provision Type: Medical Cash

Line	Event Date	Event Type	Current Amount Due	NCP Paid	Unadjudicated Arrears		Adjudicated Arrears	
					Adjustment Amount	Running Balance	Adjustment Amount	Running Balance
1	07/01/2013	J	0.00	0.00	0.00	0.00	0.00	0.00
2	07/01/2013	O	20.00	0.00	20.00	20.00	0.00	0.00
3	07/31/2013	M	0.00	0.00	0.00	20.00	0.00	0.00
4	08/01/2013	O	20.00	0.00	20.00	40.00	0.00	0.00
5	08/31/2013	M	0.00	0.00	0.00	40.00	0.00	0.00
6	09/01/2013	O	20.00	0.00	20.00	60.00	0.00	0.00
7	09/30/2013	M	0.00	0.00	0.00	60.00	0.00	0.00
8	10/01/2013	O	20.00	0.00	20.00	80.00	0.00	0.00
9	10/31/2013	M	0.00	0.00	0.00	80.00	0.00	0.00
10	11/01/2013	O	20.00	0.00	20.00	100.00	0.00	0.00
11	11/30/2013	M	0.00	0.00	0.00	100.00	0.00	0.00
12	12/01/2013	O	20.00	0.00	20.00	120.00	0.00	0.00
13	12/31/2013	M	0.00	0.00	0.00	120.00	0.00	0.00
14	01/01/2014	O	20.00	0.00	20.00	140.00	0.00	0.00
15	01/31/2014	M	0.00	0.00	0.00	140.00	0.00	0.00
16	02/01/2014	O	20.00	0.00	20.00	160.00	0.00	0.00
17	02/28/2014	M	0.00	0.00	0.00	160.00	0.00	0.00
18	03/01/2014	O	20.00	0.00	20.00	180.00	0.00	0.00
19	03/31/2014	M	0.00	0.00	0.00	180.00	0.00	0.00
20	04/01/2014	O	20.00	0.00	20.00	200.00	0.00	0.00
21	04/30/2014	M	0.00	0.00	0.00	200.00	0.00	0.00

03/25/2019

	Event Date	Event Type	Current Amount Due	NCP Paid	Unadjudicated Arrears		Adjudicated Arrears		
					Adjustment Amount	Running Balance	Adjustment Amount	Running Balance	
22	05/01/2014	O	20.00	0.00	20.00	220.00	0.00	0.00	22
23	05/31/2014	M	0.00	0.00	0.00	220.00	0.00	0.00	23
24	06/01/2014	O	20.00	0.00	20.00	240.00	0.00	0.00	24
25	06/30/2014	M	0.00	0.00	0.00	240.00	0.00	0.00	25
26	07/01/2014	O	20.00	0.00	20.00	260.00	0.00	0.00	26
27	07/31/2014	M	0.00	0.00	0.00	260.00	0.00	0.00	27
28	08/01/2014	O	20.00	0.00	20.00	280.00	0.00	0.00	28
29	08/31/2014	M	0.00	0.00	0.00	280.00	0.00	0.00	29
30	09/01/2014	O	20.00	0.00	20.00	300.00	0.00	0.00	30
31	09/30/2014	M	0.00	0.00	0.00	300.00	0.00	0.00	31
32	10/01/2014	O	20.00	0.00	20.00	320.00	0.00	0.00	32
33	10/31/2014	M	0.00	0.00	0.00	320.00	0.00	0.00	33
34	11/01/2014	O	20.00	0.00	20.00	340.00	0.00	0.00	34
35	11/30/2014	M	0.00	0.00	0.00	340.00	0.00	0.00	35
36	12/01/2014	O	20.00	0.00	20.00	360.00	0.00	0.00	36
37	12/31/2014	M	0.00	0.00	0.00	360.00	0.00	0.00	37
38	01/01/2015	O	20.00	0.00	20.00	380.00	0.00	0.00	38
39	01/31/2015	M	0.00	0.00	0.00	380.00	0.00	0.00	39
40	02/01/2015	O	20.00	0.00	20.00	400.00	0.00	0.00	40
41	02/23/2015	P	0.00	20.00	-20.00	380.00	0.00	0.00	41
42	02/28/2015	M	0.00	0.00	0.00	380.00	0.00	0.00	42
43	03/01/2015	O	20.00	0.00	20.00	400.00	0.00	0.00	43
44	03/23/2015	P	0.00	20.00	-20.00	380.00	0.00	0.00	44
45	03/31/2015	M	0.00	0.00	0.00	380.00	0.00	0.00	45
46	04/01/2015	O	20.00	0.00	20.00	400.00	0.00	0.00	46
47	04/27/2015	P	0.00	20.00	-20.00	380.00	0.00	0.00	47
48	04/30/2015	M	0.00	0.00	0.00	380.00	0.00	0.00	48
49	05/01/2015	O	20.00	0.00	20.00	400.00	0.00	0.00	49
50	05/31/2015	M	0.00	0.00	0.00	400.00	0.00	0.00	50
51	06/01/2015	O	20.00	0.00	20.00	420.00	0.00	0.00	51
52	06/30/2015	M	0.00	0.00	0.00	420.00	0.00	0.00	52
53	07/01/2015	O	20.00	0.00	20.00	440.00	0.00	0.00	53
54	07/13/2015	P	0.00	340.00	-340.00	100.00	0.00	0.00	54
55	07/31/2015	M	0.00	0.00	0.00	100.00	0.00	0.00	55

	Event Date	Event Type	Current Amount Due	NCP Paid	Unadjudicated Arrears		Adjudicated Arrears		
					Adjustment Amount	Running Balance	Adjustment Amount	Running Balance	
56	08/01/2015	O	20.00	0.00	20.00	120.00	0.00	0.00	56
57	08/31/2015	M	0.00	0.00	0.00	120.00	0.00	0.00	57
58	09/01/2015	O	20.00	0.00	20.00	140.00	0.00	0.00	58
59	09/30/2015	M	0.00	0.00	0.00	140.00	0.00	0.00	59
60	10/01/2015	O	20.00	0.00	20.00	160.00	0.00	0.00	60
61	10/25/2015	P	0.00	20.00	-20.00	140.00	0.00	0.00	61
62	10/31/2015	M	0.00	0.00	0.00	140.00	0.00	0.00	62
63	11/01/2015	O	20.00	0.00	20.00	160.00	0.00	0.00	63
64	11/23/2015	P	0.00	20.00	-20.00	140.00	0.00	0.00	64
65	11/30/2015	M	0.00	0.00	0.00	140.00	0.00	0.00	65
66	12/01/2015	O	20.00	0.00	20.00	160.00	0.00	0.00	66
67	12/28/2015	P	0.00	20.00	-20.00	140.00	0.00	0.00	67
68	12/31/2015	M	0.00	0.00	0.00	140.00	0.00	0.00	68
69	01/01/2016	O	20.00	0.00	20.00	160.00	0.00	0.00	69
70	01/23/2016	P	0.00	20.00	-20.00	140.00	0.00	0.00	70
71	01/31/2016	M	0.00	0.00	0.00	140.00	0.00	0.00	71
72	02/01/2016	O	20.00	0.00	20.00	160.00	0.00	0.00	72
73	02/29/2016	P	0.00	20.00	-20.00	140.00	0.00	0.00	73
74	02/29/2016	M	0.00	0.00	0.00	140.00	0.00	0.00	74
75	03/01/2016	O	20.00	0.00	20.00	160.00	0.00	0.00	75
76	03/28/2016	P	0.00	20.00	-20.00	140.00	0.00	0.00	76
77	03/31/2016	M	0.00	0.00	0.00	140.00	0.00	0.00	77
78	04/01/2016	O	20.00	0.00	20.00	160.00	0.00	0.00	78
79	04/25/2016	P	0.00	20.00	-20.00	140.00	0.00	0.00	79
80	04/30/2016	M	0.00	0.00	0.00	140.00	0.00	0.00	80
81	05/01/2016	O	20.00	0.00	20.00	160.00	0.00	0.00	81
82	05/23/2016	P	0.00	20.00	-20.00	140.00	0.00	0.00	82
83	05/31/2016	M	0.00	0.00	0.00	140.00	0.00	0.00	83
84	06/01/2016	O	20.00	0.00	20.00	160.00	0.00	0.00	84
85	06/27/2016	P	0.00	20.00	-20.00	140.00	0.00	0.00	85
86	06/30/2016	M	0.00	0.00	0.00	140.00	0.00	0.00	86
87	07/01/2016	O	20.00	0.00	20.00	160.00	0.00	0.00	87
88	07/25/2016	P	0.00	20.00	-20.00	140.00	0.00	0.00	88
89	07/31/2016	M	0.00	0.00	0.00	140.00	0.00	0.00	89




	Event Date	Event Type	Current Amount Due	NCP Paid	Unadjudicated Arrears		Adjudicated Arrears		
					Adjustment Amount	Running Balance	Adjustment Amount	Running Balance	
90	08/01/2016	O	20.00	0.00	20.00	160.00	0.00	0.00	90
91	08/22/2016	P	0.00	20.00	-20.00	140.00	0.00	0.00	91
92	08/31/2016	M	0.00	0.00	0.00	140.00	0.00	0.00	92
93	09/01/2016	O	20.00	0.00	20.00	160.00	0.00	0.00	93
94	09/26/2016	P	0.00	20.00	-20.00	140.00	0.00	0.00	94
95	09/30/2016	M	0.00	0.00	0.00	140.00	0.00	0.00	95
96	10/01/2016	O	20.00	0.00	20.00	160.00	0.00	0.00	96
97	10/24/2016	P	0.00	20.00	-20.00	140.00	0.00	0.00	97
98	10/31/2016	M	0.00	0.00	0.00	140.00	0.00	0.00	98
99	11/01/2016	O	20.00	0.00	20.00	160.00	0.00	0.00	99
100	11/28/2016	P	0.00	20.00	-20.00	140.00	0.00	0.00	100
101	11/30/2016	M	0.00	0.00	0.00	140.00	0.00	0.00	101
102	12/01/2016	O	20.00	0.00	20.00	160.00	0.00	0.00	102
103	12/31/2016	M	0.00	0.00	0.00	160.00	0.00	0.00	103
104	01/01/2017	O	20.00	0.00	20.00	180.00	0.00	0.00	104
105	01/27/2017	P	0.00	20.00	-20.00	160.00	0.00	0.00	105
106	01/31/2017	M	0.00	0.00	0.00	160.00	0.00	0.00	106
107	02/01/2017	O	20.00	0.00	20.00	180.00	0.00	0.00	107
108	02/24/2017	P	0.00	20.00	-20.00	160.00	0.00	0.00	108
109	02/28/2017	M	0.00	0.00	0.00	160.00	0.00	0.00	109
110	03/01/2017	O	20.00	0.00	20.00	180.00	0.00	0.00	110
111	03/24/2017	P	0.00	20.00	-20.00	160.00	0.00	0.00	111
112	03/31/2017	M	0.00	0.00	0.00	160.00	0.00	0.00	112
113	04/01/2017	O	20.00	0.00	20.00	180.00	0.00	0.00	113
114	04/30/2017	M	0.00	0.00	0.00	180.00	0.00	0.00	114
115	05/01/2017	O	20.00	0.00	20.00	200.00	0.00	0.00	115
116	05/31/2017	M	0.00	0.00	0.00	200.00	0.00	0.00	116
117	06/01/2017	O	20.00	0.00	20.00	220.00	0.00	0.00	117
118	06/30/2017	M	0.00	0.00	0.00	220.00	0.00	0.00	118
119	07/01/2017	O	20.00	0.00	20.00	240.00	0.00	0.00	119
120	07/31/2017	M	0.00	0.00	0.00	240.00	0.00	0.00	120
121	08/01/2017	O	20.00	0.00	20.00	260.00	0.00	0.00	121
122	08/28/2017	P	0.00	20.00	-20.00	240.00	0.00	0.00	122
123	08/31/2017	M	0.00	0.00	0.00	240.00	0.00	0.00	123

	Event Date	Event Type	Current Amount Due	NCP Paid	Unadjudicated Arrears		Adjudicated Arrears		
					Adjustment Amount	Running Balance	Adjustment Amount	Running Balance	
124	09/01/2017	O	20.00	0.00	20.00	260.00	0.00	0.00	124
125	09/25/2017	P	0.00	20.00	-20.00	240.00	0.00	0.00	125
126	09/30/2017	M	0.00	0.00	0.00	240.00	0.00	0.00	126
127	10/01/2017	O	20.00	0.00	20.00	260.00	0.00	0.00	127
128	10/23/2017	P	0.00	20.00	-20.00	240.00	0.00	0.00	128
129	10/31/2017	M	0.00	0.00	0.00	240.00	0.00	0.00	129
130	11/01/2017	O	20.00	0.00	20.00	260.00	0.00	0.00	130
131	11/27/2017	P	0.00	20.00	-20.00	240.00	0.00	0.00	131
132	11/30/2017	M	0.00	0.00	0.00	240.00	0.00	0.00	132
133	12/01/2017	O	20.00	0.00	20.00	260.00	0.00	0.00	133
134	12/26/2017	P	0.00	20.00	-20.00	240.00	0.00	0.00	134
135	12/31/2017	M	0.00	0.00	0.00	240.00	0.00	0.00	135
136	01/01/2018	O	20.00	0.00	20.00	260.00	0.00	0.00	136
137	01/22/2018	P	0.00	20.00	-20.00	240.00	0.00	0.00	137
138	01/31/2018	M	0.00	0.00	0.00	240.00	0.00	0.00	138
139	02/01/2018	O	20.00	0.00	20.00	260.00	0.00	0.00	139
140	02/26/2018	P	0.00	20.00	-20.00	240.00	0.00	0.00	140
141	02/28/2018	M	0.00	0.00	0.00	240.00	0.00	0.00	141
142	03/01/2018	O	20.00	0.00	20.00	260.00	0.00	0.00	142
143	03/31/2018	M	0.00	0.00	0.00	260.00	0.00	0.00	143
144	04/01/2018	O	20.00	0.00	20.00	280.00	0.00	0.00	144
145	04/30/2018	M	0.00	0.00	0.00	280.00	0.00	0.00	145
146	05/01/2018	O	20.00	0.00	20.00	300.00	0.00	0.00	146
147	05/21/2018	P	0.00	20.00	-20.00	280.00	0.00	0.00	147
148	05/31/2018	M	0.00	0.00	0.00	280.00	0.00	0.00	148
149	06/01/2018	O	20.00	0.00	20.00	300.00	0.00	0.00	149
150	06/30/2018	M	0.00	0.00	0.00	300.00	0.00	0.00	150
151	07/01/2018	O	20.00	0.00	20.00	320.00	0.00	0.00	151
152	07/31/2018	M	0.00	0.00	0.00	320.00	0.00	0.00	152
153	08/01/2018	O	20.00	0.00	20.00	340.00	0.00	0.00	153
154	08/27/2018	P	0.00	20.00	-20.00	320.00	0.00	0.00	154
155	08/31/2018	M	0.00	0.00	0.00	320.00	0.00	0.00	155
156	09/01/2018	O	20.00	0.00	20.00	340.00	0.00	0.00	156
157	09/30/2018	M	0.00	0.00	0.00	340.00	0.00	0.00	157

	Event Date	Event Type	Current Amount Due	NCP Paid	Unadjudicated Arrears		Adjudicated Arrears		
					Adjustment Amount	Running Balance	Adjustment Amount	Running Balance	
158	10/01/2018	O	20.00	0.00	20.00	360.00	0.00	0.00	158
159	10/31/2018	M	0.00	0.00	0.00	360.00	0.00	0.00	159
160	11/01/2018	O	20.00	0.00	20.00	380.00	0.00	0.00	160
161	11/30/2018	M	0.00	0.00	0.00	380.00	0.00	0.00	161
162	12/01/2018	O	20.00	0.00	20.00	400.00	0.00	0.00	162
163	12/31/2018	M	0.00	0.00	0.00	400.00	0.00	0.00	163
164	01/01/2019	O	20.00	0.00	20.00	420.00	0.00	0.00	164
165	01/31/2019	M	0.00	0.00	0.00	420.00	0.00	0.00	165
166	02/01/2019	O	20.00	0.00	20.00	440.00	0.00	0.00	166
167	02/28/2019	M	0.00	0.00	0.00	440.00	0.00	0.00	167
<b>Totals:</b>			\$1360.00	\$920.00	\$0.00	\$440.00	\$0.00	\$0.00	

Total Unadjudicated: \$440.00  
 Total Adjudicated: \$0.00  
 Total Arrears: \$440.00



### Custodian Financial Audit (part 2 of 2)

Run Date: 03/25/2019  
Run Time: 10:52 AM

NCP Name: Maxey, Ryan  
CST Name: Hanifan, Amanda

Case ID: 725429000A  
Docket#: 13-PA-0008  
Prepared By: KWEBBER  
Last Updated By: PMARTINE

Office: 03  
Prepared By Date: 03/25/2019  
Last Updated By Date: 03/07/2019

Provision Type: Medical Cash

Event Date	Event Type	Current Amount Due	NCP Paid	Unadjudicated Interest (On UA)		Unadjudicated Interest (On AA)		Adjudicated Interest		Unadjudicated Penalty		Adjudicated Penalty	
				Adjust Amount	Running Balance	Adjust Amount	Running Balance	Adjust Amount	Running Balance	Adjust Amount	Running Balance	Adjust Amount	Running Balance
07/01/2013	J	0.00	0.00	0.00	0.00	0.00	0.00	0.00	0.00	0.00	0.00	0.00	0.00
07/01/2013	O	20.00	0.00	0.00	0.00	0.00	0.00	0.00	0.00	0.00	0.00	0.00	0.00
07/31/2013	M	0.00	0.00	0.09	0.09	0.00	0.00	0.00	0.00	0.00	0.00	0.00	0.00
08/01/2013	O	20.00	0.00	0.00	0.09	0.00	0.00	0.00	0.00	0.00	0.00	0.00	0.00
08/31/2013	M	0.00	0.00	0.18	0.27	0.00	0.00	0.00	0.00	2.00	2.00	0.00	0.00
09/01/2013	O	20.00	0.00	0.00	0.27	0.00	0.00	0.00	0.00	0.00	2.00	0.00	0.00
09/30/2013	M	0.00	0.00	0.26	0.53	0.00	0.00	0.00	0.00	2.00	4.00	0.00	0.00
10/01/2013	O	20.00	0.00	0.00	0.53	0.00	0.00	0.00	0.00	0.00	4.00	0.00	0.00
10/31/2013	M	0.00	0.00	0.35	0.88	0.00	0.00	0.00	0.00	2.00	6.00	0.00	0.00
10/31/2013	O	20.00	0.00	0.00	0.88	0.00	0.00	0.00	0.00	0.00	6.00	0.00	0.00
11/01/2013	O	0.00	0.00	0.44	1.32	0.00	0.00	0.00	0.00	2.00	8.00	0.00	0.00
11/30/2013	M	0.00	0.00	0.00	1.32	0.00	0.00	0.00	0.00	0.00	8.00	0.00	0.00
12/01/2013	O	20.00	0.00	0.52	1.84	0.00	0.00	0.00	0.00	2.00	10.00	0.00	0.00
12/31/2013	M	0.00	0.00	0.00	1.84	0.00	0.00	0.00	0.00	0.00	10.00	0.00	0.00
01/01/2014	O	20.00	0.00	0.61	2.45	0.00	0.00	0.00	0.00	2.00	12.00	0.00	0.00
01/31/2014	M	0.00	0.00	0.00	2.45	0.00	0.00	0.00	0.00	0.00	12.00	0.00	0.00
02/01/2014	O	20.00	0.00	0.70	3.15	0.00	0.00	0.00	0.00	2.00	14.00	0.00	0.00
02/28/2014	M	0.00	0.00	0.00	3.15	0.00	0.00	0.00	0.00	0.00	14.00	0.00	0.00
03/01/2014	O	20.00	0.00	0.79	3.94	0.00	0.00	0.00	0.00	2.00	16.00	0.00	0.00
03/31/2014	M	0.00	0.00	0.00	3.94	0.00	0.00	0.00	0.00	0.00	16.00	0.00	0.00
04/01/2014	O	20.00	0.00	0.00	3.94	0.00	0.00	0.00	0.00	0.00	16.00	0.00	0.00

Event Date	Event Type	Current Amount Due	NCP Paid	Unadjudicated Interest (On UA)		Unadjudicated Interest (On AA)		Adjudicated Interest		Unadjudicated Penalty		Adjudicated Penalty	
				Adjust Amount	Running Balance	Adjust Amount	Running Balance	Adjust Amount	Running Balance	Adjust Amount	Running Balance	Adjust Amount	Running Balance
21 04/30/2014	M	0.00	0.00	0.88	4.82	0.00	0.00	0.00	0.00	2.00	18.00	0.00	0.00
22 05/01/2014	O	20.00	0.00	0.00	4.82	0.00	0.00	0.00	0.00	0.00	18.00	0.00	0.00
23 05/31/2014	M	0.00	0.00	0.96	5.78	0.00	0.00	0.00	0.00	2.00	20.00	0.00	0.00
24 06/01/2014	O	20.00	0.00	0.00	5.78	0.00	0.00	0.00	0.00	0.00	20.00	0.00	0.00
25 06/30/2014	M	0.00	0.00	1.05	6.83	0.00	0.00	0.00	0.00	2.00	22.00	0.00	0.00
26 07/01/2014	O	20.00	0.00	0.00	6.83	0.00	0.00	0.00	0.00	0.00	22.00	0.00	0.00
27 07/31/2014	M	0.00	0.00	1.14	7.97	0.00	0.00	0.00	0.00	2.00	24.00	0.00	0.00
28 08/01/2014	O	20.00	0.00	0.00	7.97	0.00	0.00	0.00	0.00	0.00	24.00	0.00	0.00
29 08/31/2014	M	0.00	0.00	1.22	9.19	0.00	0.00	0.00	0.00	2.00	26.00	0.00	0.00
30 09/01/2014	O	20.00	0.00	0.00	9.19	0.00	0.00	0.00	0.00	0.00	26.00	0.00	0.00
31 09/30/2014	M	0.00	0.00	1.31	10.50	0.00	0.00	0.00	0.00	2.00	28.00	0.00	0.00
32 10/01/2014	O	20.00	0.00	0.00	10.50	0.00	0.00	0.00	0.00	0.00	28.00	0.00	0.00
33 10/31/2014	M	0.00	0.00	1.40	11.90	0.00	0.00	0.00	0.00	2.00	30.00	0.00	0.00
34 11/01/2014	O	20.00	0.00	0.00	11.90	0.00	0.00	0.00	0.00	0.00	30.00	0.00	0.00
35 11/30/2014	M	0.00	0.00	1.49	13.39	0.00	0.00	0.00	0.00	2.00	32.00	0.00	0.00
36 12/01/2014	O	20.00	0.00	0.00	13.39	0.00	0.00	0.00	0.00	0.00	32.00	0.00	0.00
37 12/31/2014	M	0.00	0.00	1.58	14.97	0.00	0.00	0.00	0.00	2.00	34.00	0.00	0.00
38 01/01/2015	O	20.00	0.00	0.00	14.97	0.00	0.00	0.00	0.00	0.00	34.00	0.00	0.00
39 01/31/2015	M	0.00	0.00	1.67	16.64	0.00	0.00	0.00	0.00	2.00	36.00	0.00	0.00
40 02/01/2015	O	20.00	0.00	0.00	16.64	0.00	0.00	0.00	0.00	0.00	36.00	0.00	0.00
41 02/23/2015	P	0.00	20.00	0.00	16.64	0.00	0.00	0.00	0.00	0.00	36.00	0.00	0.00
42 02/28/2015	M	0.00	0.00	1.67	18.31	0.00	0.00	0.00	0.00	0.00	36.00	0.00	0.00
43 03/01/2015	O	20.00	0.00	0.00	18.31	0.00	0.00	0.00	0.00	0.00	36.00	0.00	0.00
44 03/23/2015	P	0.00	20.00	0.00	18.31	0.00	0.00	0.00	0.00	0.00	36.00	0.00	0.00
45 03/31/2015	M	0.00	0.00	1.67	19.98	0.00	0.00	0.00	0.00	0.00	36.00	0.00	0.00
46 04/01/2015	O	20.00	0.00	0.00	19.98	0.00	0.00	0.00	0.00	0.00	36.00	0.00	0.00
47 04/27/2015	P	0.00	20.00	0.00	19.98	0.00	0.00	0.00	0.00	0.00	36.00	0.00	0.00
48 04/30/2015	M	0.00	0.00	1.67	21.65	0.00	0.00	0.00	0.00	0.00	36.00	0.00	0.00
49 05/01/2015	O	20.00	0.00	0.00	21.65	0.00	0.00	0.00	0.00	0.00	36.00	0.00	0.00
50 05/31/2015	M	0.00	0.00	1.75	23.40	0.00	0.00	0.00	0.00	2.00	38.00	0.00	0.00
51 06/01/2015	O	20.00	0.00	0.00	23.40	0.00	0.00	0.00	0.00	0.00	38.00	0.00	0.00
52 06/30/2015	M	0.00	0.00	1.84	25.24	0.00	0.00	0.00	0.00	2.00	40.00	0.00	0.00
53 07/01/2015	O	20.00	0.00	0.00	25.24	0.00	0.00	0.00	0.00	0.00	40.00	0.00	0.00

Event Date	Event Type	Current Amount Due	NCP Paid	Unadjudicated Interest (On UA)		Unadjudicated Interest (On AA)		Adjudicated Interest		Unadjudicated Penalty		Adjudicated Penalty		
				Adjust Amount	Running Balance	Adjust Amount	Running Balance	Adjust Amount	Running Balance	Adjust Amount	Running Balance	Adjust Amount	Running Balance	
54 07/13/2015	P	0.00	340.00	0.00	25.24	0.00	0.00	0.00	0.00	0.00	40.00	0.00	0.00	54
55 07/31/2015	M	0.00	0.00	0.44	25.68	0.00	0.00	0.00	0.00	2.00	42.00	0.00	0.00	55
56 08/01/2015	O	20.00	0.00	0.00	25.68	0.00	0.00	0.00	0.00	0.00	42.00	0.00	0.00	56
57 08/31/2015	M	0.00	0.00	0.52	26.20	0.00	0.00	0.00	0.00	2.00	44.00	0.00	0.00	57
58 09/01/2015	O	20.00	0.00	0.00	26.20	0.00	0.00	0.00	0.00	0.00	44.00	0.00	0.00	58
59 09/30/2015	M	0.00	0.00	0.61	26.81	0.00	0.00	0.00	0.00	2.00	46.00	0.00	0.00	59
60 10/01/2015	O	20.00	0.00	0.00	26.81	0.00	0.00	0.00	0.00	0.00	46.00	0.00	0.00	60
61 10/25/2015	P	0.00	20.00	0.00	26.81	0.00	0.00	0.00	0.00	0.00	46.00	0.00	0.00	61
62 10/31/2015	M	0.00	0.00	0.61	27.42	0.00	0.00	0.00	0.00	0.00	46.00	0.00	0.00	62
63 11/01/2015	O	20.00	0.00	0.00	27.42	0.00	0.00	0.00	0.00	0.00	46.00	0.00	0.00	63
64 11/23/2015	P	0.00	20.00	0.00	27.42	0.00	0.00	0.00	0.00	0.00	46.00	0.00	0.00	64
65 11/30/2015	M	0.00	0.00	0.61	28.03	0.00	0.00	0.00	0.00	0.00	46.00	0.00	0.00	65
66 12/01/2015	O	20.00	0.00	0.00	28.03	0.00	0.00	0.00	0.00	0.00	46.00	0.00	0.00	66
67 12/28/2015	P	0.00	20.00	0.00	28.03	0.00	0.00	0.00	0.00	0.00	46.00	0.00	0.00	67
68 12/31/2015	M	0.00	0.00	0.61	28.64	0.00	0.00	0.00	0.00	0.00	46.00	0.00	0.00	68
69 01/01/2016	O	20.00	0.00	0.00	28.64	0.00	0.00	0.00	0.00	0.00	46.00	0.00	0.00	69
70 01/23/2016	P	0.00	20.00	0.00	28.64	0.00	0.00	0.00	0.00	0.00	46.00	0.00	0.00	70
71 01/31/2016	M	0.00	0.00	0.64	29.28	0.00	0.00	0.00	0.00	0.00	46.00	0.00	0.00	71
72 02/01/2016	O	20.00	0.00	0.00	29.28	0.00	0.00	0.00	0.00	0.00	46.00	0.00	0.00	72
73 02/29/2016	P	0.00	20.00	0.00	29.28	0.00	0.00	0.00	0.00	0.00	46.00	0.00	0.00	73
74 02/29/2016	M	0.00	0.00	0.64	29.92	0.00	0.00	0.00	0.00	0.00	46.00	0.00	0.00	74
75 03/01/2016	O	20.00	0.00	0.00	29.92	0.00	0.00	0.00	0.00	0.00	46.00	0.00	0.00	75
76 03/28/2016	P	0.00	20.00	0.00	29.92	0.00	0.00	0.00	0.00	0.00	46.00	0.00	0.00	76
77 03/31/2016	M	0.00	0.00	0.64	30.56	0.00	0.00	0.00	0.00	0.00	46.00	0.00	0.00	77
78 04/01/2016	O	20.00	0.00	0.00	30.56	0.00	0.00	0.00	0.00	0.00	46.00	0.00	0.00	78
79 04/25/2016	P	0.00	20.00	0.00	30.56	0.00	0.00	0.00	0.00	0.00	46.00	0.00	0.00	79
80 04/30/2016	M	0.00	0.00	0.64	31.20	0.00	0.00	0.00	0.00	0.00	46.00	0.00	0.00	80
81 05/01/2016	O	20.00	0.00	0.00	31.20	0.00	0.00	0.00	0.00	0.00	46.00	0.00	0.00	81
82 05/23/2016	P	0.00	20.00	0.00	31.20	0.00	0.00	0.00	0.00	0.00	46.00	0.00	0.00	82
83 05/31/2016	M	0.00	0.00	0.64	31.84	0.00	0.00	0.00	0.00	0.00	46.00	0.00	0.00	83
84 06/01/2016	O	20.00	0.00	0.00	31.84	0.00	0.00	0.00	0.00	0.00	46.00	0.00	0.00	84
85 06/27/2016	P	0.00	20.00	0.00	31.84	0.00	0.00	0.00	0.00	0.00	46.00	0.00	0.00	85
86 06/30/2016	M	0.00	0.00	0.64	32.48	0.00	0.00	0.00	0.00	0.00	46.00	0.00	0.00	86

Event Date	Event Type	Current Amount Due	NCP Paid	Unadjudicated Interest (On UA)		Unadjudicated Interest (On AA)		Adjudicated Interest		Unadjudicated Penalty		Adjudicated Penalty		
				Adjust Amount	Running Balance	Adjust Amount	Running Balance	Adjust Amount	Running Balance	Adjust Amount	Running Balance	Adjust Amount	Running Balance	
87	07/01/2016	20.00	0.00	0.00	32.48	0.00	0.00	0.00	0.00	0.00	46.00	0.00	0.00	87
88	07/25/2016	0.00	20.00	0.00	32.48	0.00	0.00	0.00	0.00	0.00	46.00	0.00	0.00	88
89	07/31/2016	0.00	0.00	0.64	33.12	0.00	0.00	0.00	0.00	0.00	46.00	0.00	0.00	89
90	08/01/2016	0.00	0.00	0.00	33.12	0.00	0.00	0.00	0.00	0.00	46.00	0.00	0.00	90
91	08/22/2016	0.00	20.00	0.00	33.12	0.00	0.00	0.00	0.00	0.00	46.00	0.00	0.00	91
92	08/31/2016	0.00	0.00	0.64	33.76	0.00	0.00	0.00	0.00	0.00	46.00	0.00	0.00	92
93	09/01/2016	0.00	0.00	0.00	33.76	0.00	0.00	0.00	0.00	0.00	46.00	0.00	0.00	93
94	09/26/2016	0.00	20.00	0.00	33.76	0.00	0.00	0.00	0.00	0.00	46.00	0.00	0.00	94
95	09/30/2016	0.00	0.00	0.64	34.40	0.00	0.00	0.00	0.00	0.00	46.00	0.00	0.00	95
96	10/01/2016	0.00	0.00	0.00	34.40	0.00	0.00	0.00	0.00	0.00	46.00	0.00	0.00	96
97	10/24/2016	0.00	20.00	0.00	34.40	0.00	0.00	0.00	0.00	0.00	46.00	0.00	0.00	97
98	10/31/2016	0.00	0.00	0.64	35.04	0.00	0.00	0.00	0.00	0.00	46.00	0.00	0.00	98
99	11/01/2016	0.00	0.00	0.00	35.04	0.00	0.00	0.00	0.00	0.00	46.00	0.00	0.00	99
100	11/28/2016	0.00	20.00	0.00	35.04	0.00	0.00	0.00	0.00	0.00	46.00	0.00	0.00	100
101	11/30/2016	0.00	0.00	0.64	35.68	0.00	0.00	0.00	0.00	0.00	46.00	0.00	0.00	101
102	12/01/2016	0.00	0.00	0.00	35.68	0.00	0.00	0.00	0.00	0.00	46.00	0.00	0.00	102
103	12/31/2016	0.00	0.00	0.73	36.41	0.00	0.00	0.00	0.00	2.00	48.00	0.00	0.00	103
104	01/01/2017	0.00	0.00	0.00	36.41	0.00	0.00	0.00	0.00	0.00	48.00	0.00	0.00	104
105	01/27/2017	0.00	20.00	0.00	36.41	0.00	0.00	0.00	0.00	0.00	48.00	0.00	0.00	105
106	01/31/2017	0.00	0.00	0.77	37.18	0.00	0.00	0.00	0.00	0.00	48.00	0.00	0.00	106
107	02/01/2017	0.00	0.00	0.00	37.18	0.00	0.00	0.00	0.00	0.00	48.00	0.00	0.00	107
108	02/24/2017	0.00	20.00	0.00	37.18	0.00	0.00	0.00	0.00	0.00	48.00	0.00	0.00	108
109	02/28/2017	0.00	0.00	0.77	37.95	0.00	0.00	0.00	0.00	0.00	48.00	0.00	0.00	109
110	03/01/2017	0.00	0.00	0.00	37.95	0.00	0.00	0.00	0.00	0.00	48.00	0.00	0.00	110
111	03/24/2017	0.00	20.00	0.00	37.95	0.00	0.00	0.00	0.00	0.00	48.00	0.00	0.00	111
112	03/31/2017	0.00	0.00	0.77	38.72	0.00	0.00	0.00	0.00	0.00	48.00	0.00	0.00	112
113	04/01/2017	0.00	0.00	0.00	38.72	0.00	0.00	0.00	0.00	0.00	48.00	0.00	0.00	113
114	04/30/2017	0.00	0.00	0.86	39.58	0.00	0.00	0.00	0.00	2.00	50.00	0.00	0.00	114
115	05/01/2017	0.00	0.00	0.00	39.58	0.00	0.00	0.00	0.00	0.00	50.00	0.00	0.00	115
116	05/31/2017	0.00	0.00	0.96	40.54	0.00	0.00	0.00	0.00	2.00	52.00	0.00	0.00	116
117	06/01/2017	0.00	0.00	0.00	40.54	0.00	0.00	0.00	0.00	0.00	52.00	0.00	0.00	117
118	06/30/2017	0.00	0.00	1.05	41.59	0.00	0.00	0.00	0.00	2.00	54.00	0.00	0.00	118
119	07/01/2017	0.00	20.00	0.00	41.59	0.00	0.00	0.00	0.00	0.00	54.00	0.00	0.00	119

Event Date	Event Type	Current Amount Due	NCP Paid	Unadjudicated Interest (On UA)		Unadjudicated Interest (On AA)		Adjudicated Interest		Unadjudicated Penalty		Adjudicated Penalty			
				Adjust Amount	Running Balance	Adjust Amount	Running Balance	Adjust Amount	Running Balance	Adjust Amount	Running Balance	Adjust Amount	Running Balance		
120	07/31/2017	M	0.00	0.00	1.25	42.84	0.00	0.00	0.00	0.00	2.00	56.00	0.00	0.00	120
121	08/01/2017	O	20.00	0.00	0.00	42.84	0.00	0.00	0.00	0.00	0.00	56.00	0.00	0.00	121
122	08/28/2017	P	0.00	20.00	0.00	42.84	0.00	0.00	0.00	0.00	0.00	56.00	0.00	0.00	122
123	08/31/2017	M	0.00	0.00	1.25	44.09	0.00	0.00	0.00	0.00	0.00	56.00	0.00	0.00	123
124	09/01/2017	O	20.00	0.00	0.00	44.09	0.00	0.00	0.00	0.00	0.00	56.00	0.00	0.00	124
125	09/25/2017	P	0.00	20.00	0.00	44.09	0.00	0.00	0.00	0.00	0.00	56.00	0.00	0.00	125
126	09/30/2017	M	0.00	0.00	1.25	45.34	0.00	0.00	0.00	0.00	0.00	56.00	0.00	0.00	126
127	10/01/2017	O	20.00	0.00	0.00	45.34	0.00	0.00	0.00	0.00	0.00	56.00	0.00	0.00	127
128	10/23/2017	P	0.00	20.00	0.00	45.34	0.00	0.00	0.00	0.00	0.00	56.00	0.00	0.00	128
129	10/31/2017	M	0.00	0.00	1.25	46.59	0.00	0.00	0.00	0.00	0.00	56.00	0.00	0.00	129
130	11/01/2017	O	20.00	0.00	0.00	46.59	0.00	0.00	0.00	0.00	0.00	56.00	0.00	0.00	130
131	11/27/2017	P	0.00	20.00	0.00	46.59	0.00	0.00	0.00	0.00	0.00	56.00	0.00	0.00	131
132	11/30/2017	M	0.00	0.00	1.25	47.84	0.00	0.00	0.00	0.00	0.00	56.00	0.00	0.00	132
133	12/01/2017	O	20.00	0.00	0.00	47.84	0.00	0.00	0.00	0.00	0.00	56.00	0.00	0.00	133
134	12/26/2017	P	0.00	20.00	0.00	47.84	0.00	0.00	0.00	0.00	0.00	56.00	0.00	0.00	134
135	12/31/2017	M	0.00	0.00	1.25	49.09	0.00	0.00	0.00	0.00	0.00	56.00	0.00	0.00	135
136	01/01/2018	O	20.00	0.00	0.00	49.09	0.00	0.00	0.00	0.00	0.00	56.00	0.00	0.00	136
137	01/22/2018	P	0.00	20.00	0.00	49.09	0.00	0.00	0.00	0.00	0.00	56.00	0.00	0.00	137
138	01/31/2018	M	0.00	0.00	1.30	50.39	0.00	0.00	0.00	0.00	0.00	56.00	0.00	0.00	138
139	02/01/2018	O	20.00	0.00	0.00	50.39	0.00	0.00	0.00	0.00	0.00	56.00	0.00	0.00	139
140	02/26/2018	P	0.00	20.00	0.00	50.39	0.00	0.00	0.00	0.00	0.00	56.00	0.00	0.00	140
141	02/28/2018	M	0.00	0.00	1.30	51.69	0.00	0.00	0.00	0.00	0.00	56.00	0.00	0.00	141
142	03/01/2018	O	20.00	0.00	0.00	51.69	0.00	0.00	0.00	0.00	0.00	56.00	0.00	0.00	142
143	03/31/2018	M	0.00	0.00	1.41	53.10	0.00	0.00	0.00	0.00	2.00	58.00	0.00	0.00	143
144	04/01/2018	O	20.00	0.00	0.00	53.10	0.00	0.00	0.00	0.00	0.00	58.00	0.00	0.00	144
145	04/30/2018	M	0.00	0.00	1.52	54.62	0.00	0.00	0.00	0.00	2.00	60.00	0.00	0.00	145
146	05/01/2018	O	20.00	0.00	0.00	54.62	0.00	0.00	0.00	0.00	0.00	60.00	0.00	0.00	146
147	05/21/2018	P	0.00	20.00	0.00	54.62	0.00	0.00	0.00	0.00	0.00	60.00	0.00	0.00	147
148	05/31/2018	M	0.00	0.00	1.52	56.14	0.00	0.00	0.00	0.00	0.00	60.00	0.00	0.00	148
149	06/01/2018	O	20.00	0.00	0.00	56.14	0.00	0.00	0.00	0.00	0.00	60.00	0.00	0.00	149
150	06/30/2018	M	0.00	0.00	1.63	57.77	0.00	0.00	0.00	0.00	2.00	62.00	0.00	0.00	150
151	07/01/2018	O	20.00	0.00	0.00	57.77	0.00	0.00	0.00	0.00	0.00	62.00	0.00	0.00	151
152	07/31/2018	M	0.00	0.00	1.87	59.64	0.00	0.00	0.00	0.00	2.00	64.00	0.00	0.00	152



Event Date	Event Type	Current Amount Due	NCP Paid	Unadjudicated Interest (On UA)		Unadjudicated Interest (On AA)		Adjudicated Interest		Unadjudicated Penalty		Adjudicated Penalty		
				Adjust Amount	Running Balance	Adjust Amount	Running Balance	Adjust Amount	Running Balance	Adjust Amount	Running Balance	Adjust Amount	Running Balance	
153 08/01/2018	O	20.00	0.00	0.00	59.64	0.00	0.00	0.00	0.00	0.00	64.00	0.00	0.00	153
154 08/27/2018	P	0.00	20.00	0.00	59.64	0.00	0.00	0.00	0.00	0.00	64.00	0.00	0.00	154
155 08/31/2018	M	0.00	0.00	1.87	61.51	0.00	0.00	0.00	0.00	0.00	64.00	0.00	0.00	155
156 09/01/2018	O	20.00	0.00	0.00	61.51	0.00	0.00	0.00	0.00	0.00	64.00	0.00	0.00	156
157 09/30/2018	M	0.00	0.00	1.98	63.49	0.00	0.00	0.00	0.00	0.00	66.00	0.00	0.00	157
158 10/01/2018	O	20.00	0.00	0.00	63.49	0.00	0.00	0.00	0.00	0.00	66.00	0.00	0.00	158
159 10/31/2018	M	0.00	0.00	2.10	65.59	0.00	0.00	0.00	0.00	0.00	68.00	0.00	0.00	159
160 11/01/2018	O	20.00	0.00	0.00	65.59	0.00	0.00	0.00	0.00	0.00	68.00	0.00	0.00	160
161 11/30/2018	M	0.00	0.00	2.22	67.81	0.00	0.00	0.00	0.00	0.00	70.00	0.00	0.00	161
162 12/01/2018	O	20.00	0.00	0.00	67.81	0.00	0.00	0.00	0.00	0.00	70.00	0.00	0.00	162
163 12/31/2018	M	0.00	0.00	2.33	70.14	0.00	0.00	0.00	0.00	0.00	72.00	0.00	0.00	163
164 01/01/2019	O	20.00	0.00	0.00	70.14	0.00	0.00	0.00	0.00	0.00	72.00	0.00	0.00	164
165 01/31/2019	M	0.00	0.00	2.62	72.76	0.00	0.00	0.00	0.00	0.00	74.00	0.00	0.00	165
166 02/01/2019	O	20.00	0.00	0.00	72.76	0.00	0.00	0.00	0.00	0.00	74.00	0.00	0.00	166
167 02/28/2019	M	0.00	0.00	2.75	75.51	0.00	0.00	0.00	0.00	0.00	76.00	0.00	0.00	167
<b>Totals:</b>		\$1360.00	\$920.00	\$0.00	\$75.51	\$0.00	\$0.00	\$0.00	\$0.00	\$0.00	\$76.00	\$0.00	\$0.00	

**Total Unadjudicated Interest on UA: \$75.51**  
**Total Unadjudicated Interest on AA: \$0.00**  
**Total Adjudicated Interest: \$0.00**  
**Total Interest: \$75.51**

**Total Unadjudicated Penalty: \$76.00**  
**Total Adjudicated Penalty: \$0.00**  
**Total Penalty: \$76.00**

**Total Arrears: \$440.00**  
**Total Interest: \$75.51**  
**Total Penalty: \$76.00**  
**Grand Total: \$591.51**

**CERTIFIED COPY**

The document to which this certificate is attached is a full, true and correct copy of the original in file and of record in my office.

DATE May 23, 2019  
 BOBBIE R. WILLIAMS, Clerk of Court  
 of the State of Nevada, in and for the County of Douglas,  
 By [Signature] Deputy