



KAREN ELLISON, RECORDER

1  
2 APN # \_\_\_\_\_

3  
4  
5  
6 Recording Requested by and returned to:

(for Recorder's use only)

7  
8 Name: Division of Welfare and Supportive Services  
9 Child Support Enforcement  
10 Address: 300 E. Second St., Ste. 1200  
11 City/State/Zip: Reno, NV 89501-1580

- 12  Release of Lien (RELN)  
13  Judgment and Order  
14  Stipulation and Order  
15  Other:  
16  
17  
18

19 OBLIGOR'S NAME: James Travis Errington

20 UPI #: 746-15-8000A  
21

22  
23  
24 This page added to provide additional information required by NRS 111.312 Sections 1-2.

25 (Additional recording fee applies.)  
26

27 This cover page must be typed or printed.  
28

**INSTRUCTIONS TO RECORDER**

Obligor: James Travis Errington

Obligee: Jessica Lee Servantes

Date: December 3, 2019

From: Martin Hernandez, Administrative Assistant II, Division of Welfare and Supportive Services Child Support Enforcement Office

Enclosed: Certified copy of Child Support Judgment and Order

In accordance with NRS125B.142 and NRS17.150, on the behalf of the Division please record the attached Affidavit and Judgment and Order at the request of the Division of Welfare and Supportive Services Child Support Enforcement Office.

Please note: If the judgment is a Stipulation and Order, they should be recorded as one document.

Thank you for your assistance. If you have any questions or concerns, please call me at (775) 448-5168.

1 CASE NO. 09-UR-0026

2 DEPT. NO. II

3 **IN THE NINTH JUDICIAL DISTRICT COURT OF THE STATE OF NEVADA**  
4 **IN AND FOR THE COUNTY OF DOUGLAS**

5  
6 JESSICA LEE SERVANTES  
7 Obligee,


**AFFIDAVIT OF RECORDATION**

8 Vs.

9 JAMES TRAVIS ERRINGTON  
10 Obligor


11 I, Martin Hernandez, hereby swear and affirm under penalty of perjury that the following assertions are true:

- 12 1. That affiant is, and at all times mentioned herein was, a citizen of the State of Nevada, over the
- 13 age of twenty-one years of age, and an employee of the Division of Welfare and Supportive
- 14 Services Child Support Enforcement Office managing the legal process under Case Number
- 15 09-UR-0026.
- 16 2. That this affidavit and Judgment and Order is being filed pursuant to NRS125B.142 and
- 17 NRS17.150, and when so recorded shall become a lien upon all the real property of the Obligor.
- 18 3. That the Obligor's name is James Travis Errington, whose address, Social Security number and
- 19 date of birth is confidential on file with the Division of Welfare and Supportive Services Child
- 20 Support Enforcement Office.
- 21 4. That attached hereto is a certified copy of the Judgment and Order filed on November 20, 2019.

22   
23 \_\_\_\_\_  
24 Martin Hernandez  
25 Administrative Assistant II

26 State of Nevada, County of Washoe  
27 Subscribed and sworn before me this  
28 3<sup>rd</sup> day of December, 2019

  
\_\_\_\_\_  
NOTARY PUBLIC



RECEIVED

NOV 18 2019

FILED

Case No. 09-UR-0026

Dept No. II

Douglas County  
District Court Clerk  
COPY

2019 NOV 20 AM 9:18

WILLIAMS  
CLERK

M. BIAGGINI DEPUTY

IN THE NINTH JUDICIAL DISTRICT COURT OF THE STATE OF NEVADA

IN AND FOR THE COUNTY OF DOUGLAS

JESSICA LEE SERVANTES  
Obligee,

Vs.

JAMES TRAVIS ERRINGTON  
Obligor,

**JUDGMENT AND ORDER**

*The undersigned does hereby affirm this document does not contain the social security number of any person, pursuant to NRS 239B.030.*

This matter was heard on October 18, 2019. The Court Master with the following persons was present:

Obligee:  Present

Obligor:  Present

Presented by: Alyssa Matovina Division of Welfare and Support Services  
Child Support Enforcement

After considering all of the evidence, the Master hereby makes the following Findings and

Recommendations:

The Obligor is the parent of the following children:

<u>NAME</u>	<u>DOB</u>
<u>TYLER MICHEAL ERRINGTON</u>	<u>DECEMBER 7, 2002</u>
<u>AMELIA ROSE ERRINGTON</u>	<u>APRIL 9, 2007</u>

1  Obligor's gross monthly earnings are \$844.00. Pursuant to the formula prescribed  
2 within NRS 125B.070, 25% of those earnings, the state calculates a support obligation  
3 in the sum of \$211.00. Gross monthly income based on Social Security disability benefit.

4  The child support amount recommended by the Court Master (set out in paragraph 1  
5 below) deviates from the statutory percentage under NRS 125B.080, based on the  
6 following factors: pursuant to Hern vs. Erhardt

7 **RECOMMENDED ORDER IS:**

8 1.  Ongoing support is ordered in the amount of \$211.00 per month beginning  
9 October 1, 2019. **As long as Obligor qualifies for disability and the children**  
10 **qualifies for social security, this obligation is deemed partially satisfied by the SSD**  
11 **benefit paid to Obligee on behalf of Tyler and Amelia pursuant to Hern vs.**  
12 **Erhardt**. The obligation for Child Support continues until the child turns 18 years of  
13 age, or until the child turns 19 years of age if the child is enrolled in High School.

14 However, this obligation to support a child is affected by a child's ability to live on  
15 their own (NRS129.080 to 129.140 – legal emancipation) or when applicable,  
16 continued financial support beyond the age of majority per NRS125B.110.

17 2.  The Obligor is responsible for **child support** arrears for the period of  
18 June 1, 2009 through September 30, 2019.

19  A judgment is entered against the Obligor for **child support** arrears as follows:

20  Principal in the amount of \$6,790.00

21  Interest in the amount of \$2,722.39

22  Penalty in the amount of \$882.00

23 For a total judgment of \$10,394.39 to be repaid at \$50.00 per month beginning  
24 October 1, 2019.

25 3.  The Obligor is responsible for **medical cash** arrears for the period of  
26 June 1, 2009 through September 30, 2019.

27  A judgment is entered against the Obligor for **medical cash** arrears as follows:

28  Principal in the amount of \$1,720.00

1  Interest in the amount of \$619.57

2  Penalty in the amount of \$196.00

3 For a total judgment of \$2,535.57 to be repaid at \$15.00 per month beginning October 1, 2019.

4 All payments **MUST** be made in the form of a money order, cashier's check or business check  
5 and payable to **STATE COLLECTION AND DISBURSEMENT UNIT (SCaDU)** and sent  
6 to:

7 **STATE COLLECTION AND DISBURSEMENT UNIT (SCaDU)**  
8 **P.O. BOX 98950**  
9 **LAS VEGAS, NV 89193-89501**

10 The following information must be included with each payment:

11 A. Name (first, middle, last) of person responsible for paying child support.

12 B. Social Security Number of person responsible for paying child support.

13 C. Child support case number 746-15-8000A listed on each payment.

14 D. Name of custodian (first and last name of person receiving child support).

15 **PAYMENT OF SUPPORT IS TO BE AS PROVIDED HEREIN, AND THE GIVING OF**  
16 **GIFTS, OF MAKING PURCHASES OF FOOD, CLOTHING AND THE LIKE WILL**  
17 **NOT FULFILL THE OBLIGATION. NOTICE: NO CREDIT WILL BE GIVEN FOR**  
18 **PAYMENTS PAID DIRECTLY TO THE OBLIGEE.**

19 4. All payments shall be made by immediate income withholding. If your full obligation  
20 is not met by the amount withheld by your employer, you are responsible to pay the  
21 difference between your court ordered obligation and the amount withheld by your  
22 employer directly to the STATE COLLECTION AND DISBURSEMENT UNIT  
23 (SCaDU). If you fail to do so you will be subject to the assessment of penalties and  
24 interest. You may avoid these additional costs by making your current child support  
25 payments each month.

26 5.  The Obligee shall provide health insurance coverage for the children when available  
27 through employment or group policy under a plan that is reasonable in cost as defined in  
28 NRS 125B.085 and Obligor shall pay \$0.00 per month for health insurance premium  
(medical cash) effective October 1, 2019. Medical costs incurred for the above-

1 referenced period have not yet been determined. The State's rights to recover said costs  
2 are not waived by way of this order.

- 3 6.  Pursuant to NRS 125B.080(7), expenses for health care which are not reimbursed  
4 through insurance, including expenses for medical, surgical, dental, orthodontic and  
5 optical expenses, must be shared equally by both parents. If a parent seeks  
6 reimbursement for a child's medical/dental expense not covered by insurance, that  
7 parent must send proof of the expense to the other parent within 30 days of paying that  
8 bill. The other parent then has 30 days to reimburse the paying parent 1/2 the cost of  
9 that bill. The parents are required to comply with this provision for reimbursement  
10 under this provision. The parents seeking enforcement of this provision must either go  
11 to small claims court or district court to obtain a judgment against the other parent  
12 before CSEP is required to collect on that judgment.
- 13 7. The Obligor shall keep the Division of Welfare and Supportive Services informed of  
14 any change regarding current residential and/or mailing address, employment and of  
15 access to health insurance coverage in WRITING (including health insurance policy  
16 information) within 10 days of such change.
- 17 8. Obligor shall be responsible for ALL child support and judgment payments due.  
18 Payment is to be made directly to the STATE COLLECTION AND  
19 DISBURSEMENT UNIT (SCaDU). At any time withholding does not occur, Obligor  
20 must make voluntary payments to the STATE COLLECTION AND DISBURSEMENT  
21 UNIT (SCaDU).
- 22 9. Effective July 1, 2004 simple interest will accrue on all adjudicated arrears balances  
23 (including payment in lieu of medical insurance) and spousal support balances, for  
24 cases with a Nevada controlling order pursuant to NRS 99.040. Interest assessed by a  
25 judgment of the court prior to July 1, 2004 will be enforced. Interest on the judgment  
26 shall accrue at the rate established by NRS 125B.140(2)(c)(1).  
27  
28

1 10. Pursuant to NRS 125B.095, a late fee/penalty of 10% (ten percent) of the unpaid  
2 monthly child support amount will be added to the arrears balance of the Obligor if the  
3 Obligor becomes delinquent in the amount owed for one month's support.

4 11. The State of Nevada has continuing exclusive jurisdiction for enforcement and  
5 modification purposes pursuant to the Full Faith and Credit for Child Support Orders  
6 Act.

7 12. The Master finds that these Recommendations are in the best interest of the children.

8 It is further ordered that: **The Oblige receives a direct benefit from Social Security of**  
9 **\$54.00 per month on behalf of the children. As long as Obligor is disabled and the**  
10 **children are receiving the direct benefit, the child support obligation will be reduced**  
11 **from \$211.00 per month to \$157.00 per month pursuant to Hern vs. Erhardt.**

12 Prospective interest is waived due to undue hardship. See page 2, lines 4-6.

13 ///  
14 ///  
15 ///  
16 ///  
17 ///  
18 ///  
19 ///  
20 ///  
21 ///  
22 ///  
23 ///  
24 ///  
25 ///  
26 ///  
27 ///  
28 ///



**SUPPORT OBLIGATION BREAKDOWN AS FOLLOWS:**

Child Support.....	<b><u>\$157.00</u></b>	Effective <u>*See page 2*</u>
Child Support.....	<b><u>\$211.00</u></b>	Effective <u>October 1, 2019</u>
Child Support Arrearages.....	<b><u>\$50.00</u></b>	Effective <u>October 1, 2019</u>
Medical Cash.....	<b><u>\$0.00</u></b>	Effective <u>October 1, 2019</u>
Medical Cash Arrearages.....	<b><u>\$15.00</u></b>	Effective <u>October 1, 2019</u>
<b>TOTAL PAYMENT.....</b>	<b><u>\$222.00</u></b>	Effective <u>October 1, 2019</u>
<b>TOTAL PAYMENT.....</b>	<b><u>\$276.00</u></b>	Effective <u>when Obligor no longer qualifies for disability</u>

Pursuant to NRS 125B.145 this Order may be reviewed every three (3) years and is subject to future modifications.

Unless a stay of this Order is obtained from District Court, all enforcement procedures including, but not limited to wage withholding, garnishment, liens and the attachment of federal income tax returns will be undertaken upon entry of this order.

**IT IS SO RECOMMENDED.**

This 22 day of Oct, 2019.

  
COURT MASTER

1 **NOTICE OF RIGHT TO WAIVE OBJECTION**

2  The Obligor waives the ten (10) days for objection to the Master's Report, and  
3 this report may be submitted to the District Court immediately.

4  The Obligee waives the ten (10) days for objection to the Master's Report, and  
5 this report may be submitted to the District Court immediately.

6 Receipt of the Master's Recommendation is acknowledged by my signature below.

7 \_\_\_\_\_  
James Travis Errington, Obligor

8 \_\_\_\_\_  
Jessica Lee Servantes, Obligee

9 **NOTICE OF RIGHT TO OBJECTION**

10 Objections are governed by NRS 425.3844. You have 10 (ten) days from receipt of this  
11 recommendation to file your objection. A failure to file and serve a written objection will  
12 result in final Judgment being ordered by District Court.

13 Objections to this Order **must be filed** with the Ninth Judicial District Court of the State of  
14 Nevada and **served upon** the other party and the Division of Welfare and Supportive  
Services at 300 East Second Street Suite 1200, Reno, NV 89501.

15 You must submit your objection to the Court Clerk for filing by submitting your original  
16 objection and two copies. Legal advice regarding your objection will not be provided.

17 For information on obtaining a objection packet or the objection process please call the  
18 **Division of Welfare and Supportive Services at (775) 448-5150 located at 300 East  
Second Street Suite 1200, Reno, NV 89501.**

19 **ORDER**

20 The Court, having reviewed the above and foregoing Master's Report prepared by the Court


21 Master and,

22  The Obligor having waived the right to object thereto.

23  No timely objection having been filed hereto.

24 **IT IS HEREBY ORDERED that the Master's Findings and Recommendations are**  
25 **affirmed and adopted.**

26  
27  
28 Dated: November 20, 2019.



\_\_\_\_\_  
DISTRICT JUDGE

1 Case No. 09-UR-0026

2 Dept. No. II

3  
4 IN THE NINTH JUDICIAL DISTRICT COURT OF THE STATE OF NEVADA  
5 IN AND FOR THE COUNTY OF DOUGLAS

6  
7 JESSICA LEE SERVANTES  
8 Obligee,

9 Vs.

10 JAMES TRAVIS ERRINGTON  
11 Obligor,

12 **CERTIFICATE OF MAILING**

13 Pursuant to NRCP 5(b), I certify that on this date I deposited for mailing, postage  
14 prepaid, at Reno, Nevada, a true copy of the attached document addressed to:

15 JAMES TRAVIS ERRINGTON  
16 CONFIDENTIAL  
17 IN FILE

18 JESSICA LEE SERVANTES  
19 CONFIDENTIAL  
20 IN FILE

21 DATED: October 30, 2019

22  
23 SIGNED:   
24 CHRISTINE CARTER  
25 ADMINISTRATIVE ASSISTANT II

26 DOCUMENTS: JUDGMENT AND ORDER  
27 CASE NO. 09-UR-0026

**Custodian Financial Audit** (part 1 of 2)

Run Date: 10/10/2019  
Run Time: 09:20 AM

NCP Name: Errington, James  
CST Name: Servantes, Jessica

Case ID: 746158000A  
Docket#: 09-UR-0026  
Office: 03  
Prepared By: AMMATOVI  
Last Updated By: AMMATOVI  
Prepared By Date: 10/10/2019  
Last Updated By Date: 10/10/2019

Provision Type: Medical Cash

Event Date	Event Type	Current Amount Due	NCP Paid	Unadjudicated Arrears		Adjudicated Arrears	
				Adjustment Amount	Running Balance	Adjustment Amount	Running Balance
06/01/2009	J	0.00	0.00	0.00	0.00	0.00	0.00
06/01/2009	O	40.00	0.00	40.00	40.00	0.00	0.00
06/30/2009	M	0.00	0.00	0.00	40.00	0.00	0.00
07/01/2009	O	40.00	0.00	40.00	80.00	0.00	0.00
07/31/2009	M	0.00	0.00	0.00	80.00	0.00	0.00
08/01/2009	O	40.00	0.00	40.00	120.00	0.00	0.00
08/24/2009	P	0.00	21.52	-21.52	98.48	0.00	0.00
08/31/2009	P	0.00	18.48	-18.48	80.00	0.00	0.00
08/31/2009	M	0.00	0.00	0.00	80.00	0.00	0.00
09/01/2009	O	40.00	0.00	40.00	120.00	0.00	0.00
09/28/2009	P	0.00	21.52	-21.52	98.48	0.00	0.00
09/30/2009	M	0.00	0.00	0.00	98.48	0.00	0.00
10/01/2009	O	40.00	0.00	40.00	138.48	0.00	0.00
10/26/2009	P	0.00	21.52	-21.52	116.96	0.00	0.00
10/31/2009	M	0.00	0.00	0.00	116.96	0.00	0.00
11/01/2009	O	40.00	0.00	40.00	156.96	0.00	0.00
11/23/2009	P	0.00	21.52	-21.52	135.44	0.00	0.00
11/30/2009	P	0.00	18.48	-18.48	116.96	0.00	0.00
11/30/2009	M	0.00	0.00	0.00	116.96	0.00	0.00
12/01/2009	O	40.00	0.00	40.00	156.96	0.00	0.00
12/31/2009	M	0.00	0.00	0.00	156.96	0.00	0.00

B

Event Date	Event Type	Current Amount Due	NCP Paid	Unadjudicated Arrears		Adjudicated Arrears		
				Adjustment Amount	Running Balance	Adjustment Amount	Running Balance	
22	01/01/2010	O	40.00	0.00	40.00	196.96	0.00	22
23	01/25/2010	P	0.00	21.52	-21.52	175.44	0.00	23
24	01/31/2010	M	0.00	0.00	0.00	175.44	0.00	24
25	02/01/2010	O	40.00	0.00	40.00	215.44	0.00	25
26	02/22/2010	P	0.00	21.52	-21.52	193.92	0.00	26
27	02/28/2010	P	0.00	193.92	-193.92	0.00	0.00	27
28	03/01/2010	O	40.00	0.00	40.00	40.00	0.00	28
29	03/22/2010	P	0.00	18.64	-18.64	21.36	0.00	29
30	03/29/2010	P	0.00	34.91	-21.36	0.00	0.00	30
31	04/01/2010	O	40.00	0.00	40.00	40.00	0.00	31
32	04/26/2010	P	0.00	21.52	-21.52	18.48	0.00	32
33	04/30/2010	M	0.00	0.00	0.00	18.48	0.00	33
34	05/01/2010	O	40.00	0.00	40.00	58.48	0.00	34
35	05/10/2010	P	0.00	58.48	-58.48	0.00	0.00	35
36	06/01/2010	O	40.00	0.00	40.00	40.00	0.00	36
37	06/21/2010	P	0.00	21.52	-21.52	18.48	0.00	37
38	06/28/2010	P	0.00	18.48	-18.48	0.00	0.00	38
39	07/01/2010	O	40.00	0.00	40.00	40.00	0.00	39
40	07/25/2010	P	0.00	21.52	-21.52	18.48	0.00	40
41	07/31/2010	M	0.00	0.00	0.00	18.48	0.00	41
42	08/01/2010	O	40.00	0.00	40.00	58.48	0.00	42
43	08/23/2010	P	0.00	21.52	-21.52	36.96	0.00	43
44	08/29/2010	P	0.00	36.96	-36.96	0.00	0.00	44
45	09/01/2010	O	40.00	0.00	40.00	40.00	0.00	45
46	09/27/2010	P	0.00	21.52	-21.52	18.48	0.00	46
47	09/30/2010	M	0.00	0.00	0.00	18.48	0.00	47
48	10/01/2010	O	40.00	0.00	40.00	58.48	0.00	48
49	10/25/2010	P	0.00	21.52	-21.52	36.96	0.00	49
50	10/31/2010	M	0.00	0.00	0.00	36.96	0.00	50
51	11/01/2010	O	40.00	0.00	40.00	76.96	0.00	51
52	11/22/2010	P	0.00	21.52	-21.52	55.44	0.00	52
53	11/28/2010	P	0.00	55.38	-55.38	0.06	0.00	53
54	11/30/2010	M	0.00	0.00	0.00	0.06	0.00	54
55	12/01/2010	O	40.00	0.00	40.00	40.06	0.00	55

Event Date	Event Type	Current Amount Due	NCP Paid	Unadjudicated Arrears		Adjudicated Arrears		
				Adjustment Amount	Running Balance	Adjustment Amount	Running Balance	
56	12/27/2010	P	0.00	21.52	-21.52	18.54	0.00	56
57	12/31/2010	M	0.00	0.00	0.00	18.54	0.00	57
58	01/01/2011	O	40.00	0.00	40.00	58.54	0.00	58
59	01/24/2011	P	0.00	21.52	-21.52	37.02	0.00	59
60	01/31/2011	P	0.00	37.02	-37.02	0.00	0.00	60
61	02/01/2011	O	40.00	0.00	40.00	40.00	0.00	61
62	02/28/2011	P	0.00	21.52	-21.52	18.48	0.00	62
63	02/28/2011	M	0.00	0.00	0.00	18.48	0.00	63
64	03/01/2011	O	40.00	0.00	40.00	58.48	0.00	64
65	03/28/2011	P	0.00	21.52	-21.52	36.96	0.00	65
66	03/31/2011	M	0.00	0.00	0.00	36.96	0.00	66
67	04/01/2011	O	40.00	0.00	40.00	76.96	0.00	67
68	04/30/2011	M	0.00	0.00	0.00	76.96	0.00	68
69	05/01/2011	O	40.00	0.00	40.00	116.96	0.00	69
70	05/31/2011	M	0.00	0.00	0.00	116.96	0.00	70
71	06/01/2011	O	40.00	0.00	40.00	156.96	0.00	71
72	06/30/2011	M	0.00	0.00	0.00	156.96	0.00	72
73	07/01/2011	O	40.00	0.00	40.00	196.96	0.00	73
74	07/31/2011	M	0.00	0.00	0.00	196.96	0.00	74
75	08/01/2011	O	40.00	0.00	40.00	236.96	0.00	75
76	08/31/2011	M	0.00	0.00	0.00	236.96	0.00	76
77	09/01/2011	O	40.00	0.00	40.00	276.96	0.00	77
78	09/30/2011	M	0.00	0.00	0.00	276.96	0.00	78
79	10/01/2011	O	40.00	0.00	40.00	316.96	0.00	79
80	10/31/2011	M	0.00	0.00	0.00	316.96	0.00	80
81	11/01/2011	O	40.00	0.00	40.00	356.96	0.00	81
82	11/21/2011	P	0.00	40.00	-40.00	316.96	0.00	82
83	11/30/2011	M	0.00	0.00	0.00	316.96	0.00	83
84	12/01/2011	O	40.00	0.00	40.00	356.96	0.00	84
85	12/19/2011	P	0.00	40.00	-40.00	316.96	0.00	85
86	12/31/2011	M	0.00	0.00	0.00	316.96	0.00	86
87	01/01/2012	O	40.00	0.00	40.00	356.96	0.00	87
88	01/17/2012	P	0.00	40.00	-40.00	316.96	0.00	88
89	01/30/2012	P	0.00	316.96	-316.96	0.00	0.00	89

	Event Date	Event Type	Current Amount Due	NCP Paid	Unadjudicated Arrears		Adjudicated Arrears		
					Adjustment Amount	Running Balance	Adjustment Amount	Running Balance	
90	02/01/2012	O	40.00	0.00	40.00	40.00	0.00	0.00	90
91	02/29/2012	M	0.00	0.00	0.00	40.00	0.00	0.00	91
92	03/01/2012	O	40.00	0.00	40.00	80.00	0.00	0.00	92
93	03/31/2012	M	0.00	0.00	0.00	80.00	0.00	0.00	93
94	04/01/2012	O	40.00	0.00	40.00	120.00	0.00	0.00	94
95	04/30/2012	M	0.00	0.00	0.00	120.00	0.00	0.00	95
96	05/01/2012	O	40.00	0.00	40.00	160.00	0.00	0.00	96
97	05/31/2012	M	0.00	0.00	0.00	160.00	0.00	0.00	97
98	06/01/2012	O	40.00	0.00	40.00	200.00	0.00	0.00	98
99	06/30/2012	M	0.00	0.00	0.00	200.00	0.00	0.00	99
100	07/01/2012	O	40.00	0.00	40.00	240.00	0.00	0.00	100
101	07/31/2012	M	0.00	0.00	0.00	240.00	0.00	0.00	101
102	08/01/2012	O	40.00	0.00	40.00	280.00	0.00	0.00	102
103	08/31/2012	M	0.00	0.00	0.00	280.00	0.00	0.00	103
104	09/01/2012	O	40.00	0.00	40.00	320.00	0.00	0.00	104
105	09/30/2012	M	0.00	0.00	0.00	320.00	0.00	0.00	105
106	10/01/2012	O	40.00	0.00	40.00	360.00	0.00	0.00	106
107	10/31/2012	M	0.00	0.00	0.00	360.00	0.00	0.00	107
108	11/01/2012	O	40.00	0.00	40.00	400.00	0.00	0.00	108
109	11/30/2012	M	0.00	0.00	0.00	400.00	0.00	0.00	109
110	12/01/2012	O	40.00	0.00	40.00	440.00	0.00	0.00	110
111	12/31/2012	M	0.00	0.00	0.00	440.00	0.00	0.00	111
112	01/01/2013	O	40.00	0.00	40.00	480.00	0.00	0.00	112
113	01/31/2013	M	0.00	0.00	0.00	480.00	0.00	0.00	113
114	02/01/2013	O	40.00	0.00	40.00	520.00	0.00	0.00	114
115	02/28/2013	M	0.00	0.00	0.00	520.00	0.00	0.00	115
116	03/01/2013	O	40.00	0.00	40.00	560.00	0.00	0.00	116
117	03/31/2013	M	0.00	0.00	0.00	560.00	0.00	0.00	117
118	04/01/2013	O	40.00	0.00	40.00	600.00	0.00	0.00	118
119	04/30/2013	M	0.00	0.00	0.00	600.00	0.00	0.00	119
120	05/01/2013	O	40.00	0.00	40.00	640.00	0.00	0.00	120
121	05/31/2013	M	0.00	0.00	0.00	640.00	0.00	0.00	121
122	06/01/2013	O	40.00	0.00	40.00	680.00	0.00	0.00	122
123	06/30/2013	M	0.00	0.00	0.00	680.00	0.00	0.00	123

	Event Date	Event Type	Current Amount Due	NCP Paid	Unadjudicated Arrears		Adjudicated Arrears		
					Adjustment Amount	Running Balance	Adjustment Amount	Running Balance	
124	07/01/2013	O	40.00	0.00	40.00	720.00	0.00	0.00	124
125	07/31/2013	M	0.00	0.00	0.00	720.00	0.00	0.00	125
126	08/01/2013	O	40.00	0.00	40.00	760.00	0.00	0.00	126
127	08/31/2013	M	0.00	0.00	0.00	760.00	0.00	0.00	127
128	09/01/2013	O	40.00	0.00	40.00	800.00	0.00	0.00	128
129	09/30/2013	M	0.00	0.00	0.00	800.00	0.00	0.00	129
130	10/01/2013	O	40.00	0.00	40.00	840.00	0.00	0.00	130
131	10/31/2013	M	0.00	0.00	0.00	840.00	0.00	0.00	131
132	11/01/2013	O	40.00	0.00	40.00	880.00	0.00	0.00	132
133	11/30/2013	M	0.00	0.00	0.00	880.00	0.00	0.00	133
134	12/01/2013	O	40.00	0.00	40.00	920.00	0.00	0.00	134
135	12/31/2013	M	0.00	0.00	0.00	920.00	0.00	0.00	135
136	01/01/2014	O	40.00	0.00	40.00	960.00	0.00	0.00	136
137	01/31/2014	M	0.00	0.00	0.00	960.00	0.00	0.00	137
138	02/01/2014	O	40.00	0.00	40.00	1000.00	0.00	0.00	138
139	02/28/2014	M	0.00	0.00	0.00	1000.00	0.00	0.00	139
140	03/01/2014	O	40.00	0.00	40.00	1040.00	0.00	0.00	140
141	03/31/2014	M	0.00	0.00	0.00	1040.00	0.00	0.00	141
142	04/01/2014	O	40.00	0.00	40.00	1080.00	0.00	0.00	142
143	04/30/2014	M	0.00	0.00	0.00	1080.00	0.00	0.00	143
144	05/01/2014	O	40.00	0.00	40.00	1120.00	0.00	0.00	144
145	05/31/2014	M	0.00	0.00	0.00	1120.00	0.00	0.00	145
146	06/01/2014	O	40.00	0.00	40.00	1160.00	0.00	0.00	146
147	06/30/2014	M	0.00	0.00	0.00	1160.00	0.00	0.00	147
148	07/01/2014	O	40.00	0.00	40.00	1200.00	0.00	0.00	148
149	07/31/2014	M	0.00	0.00	0.00	1200.00	0.00	0.00	149
150	08/01/2014	O	40.00	0.00	40.00	1240.00	0.00	0.00	150
151	08/31/2014	M	0.00	0.00	0.00	1240.00	0.00	0.00	151
152	09/01/2014	O	40.00	0.00	40.00	1280.00	0.00	0.00	152
153	09/30/2014	M	0.00	0.00	0.00	1280.00	0.00	0.00	153
154	10/01/2014	O	40.00	0.00	40.00	1320.00	0.00	0.00	154
155	10/31/2014	M	0.00	0.00	0.00	1320.00	0.00	0.00	155
156	11/01/2014	O	40.00	0.00	40.00	1360.00	0.00	0.00	156
157	11/30/2014	M	0.00	0.00	0.00	1360.00	0.00	0.00	157



	Event Date	Event Type	Current Amount Due	NCP Paid	Unadjudicated Arrears		Adjudicated Arrears		
					Adjustment Amount	Running Balance	Adjustment Amount	Running Balance	
158	12/01/2014	O	40.00	0.00	40.00	1400.00	0.00	0.00	158
159	12/31/2014	M	0.00	0.00	0.00	1400.00	0.00	0.00	159
160	01/01/2015	O	40.00	0.00	40.00	1440.00	0.00	0.00	160
161	01/31/2015	M	0.00	0.00	0.00	1440.00	0.00	0.00	161
162	02/01/2015	O	40.00	0.00	40.00	1480.00	0.00	0.00	162
163	02/28/2015	M	0.00	0.00	0.00	1480.00	0.00	0.00	163
164	03/01/2015	O	40.00	0.00	40.00	1520.00	0.00	0.00	164
165	03/31/2015	M	0.00	0.00	0.00	1520.00	0.00	0.00	165
166	04/01/2015	O	40.00	0.00	40.00	1560.00	0.00	0.00	166
167	04/30/2015	M	0.00	0.00	0.00	1560.00	0.00	0.00	167
168	05/01/2015	O	40.00	0.00	40.00	1600.00	0.00	0.00	168
169	05/31/2015	M	0.00	0.00	0.00	1600.00	0.00	0.00	169
170	06/01/2015	O	40.00	0.00	40.00	1640.00	0.00	0.00	170
171	06/30/2015	M	0.00	0.00	0.00	1640.00	0.00	0.00	171
172	07/01/2015	O	40.00	0.00	40.00	1680.00	0.00	0.00	172
173	07/31/2015	M	0.00	0.00	0.00	1680.00	0.00	0.00	173
174	08/01/2015	O	40.00	0.00	40.00	1720.00	0.00	0.00	174
175	08/31/2015	M	0.00	0.00	0.00	1720.00	0.00	0.00	175
176	09/01/2015	O	40.00	0.00	40.00	1760.00	0.00	0.00	176
177	09/04/2015	P	0.00	40.00	-40.00	1720.00	0.00	0.00	177
178	09/30/2015	M	0.00	0.00	0.00	1720.00	0.00	0.00	178
179	10/01/2015	O	40.00	0.00	40.00	1760.00	0.00	0.00	179
180	10/05/2015	P	0.00	40.00	-40.00	1720.00	0.00	0.00	180
181	10/31/2015	M	0.00	0.00	0.00	1720.00	0.00	0.00	181
182	11/01/2015	O	40.00	0.00	40.00	1760.00	0.00	0.00	182
183	11/04/2015	P	0.00	40.00	-40.00	1720.00	0.00	0.00	183
184	11/30/2015	M	0.00	0.00	0.00	1720.00	0.00	0.00	184
185	12/01/2015	O	40.00	0.00	40.00	1760.00	0.00	0.00	185
186	12/04/2015	P	0.00	40.00	-40.00	1720.00	0.00	0.00	186
187	12/31/2015	M	0.00	0.00	0.00	1720.00	0.00	0.00	187
188	01/01/2016	O	40.00	0.00	40.00	1760.00	0.00	0.00	188
189	01/01/2016	P	0.00	40.00	-40.00	1720.00	0.00	0.00	189
190	01/31/2016	M	0.00	0.00	0.00	1720.00	0.00	0.00	190
191	02/01/2016	O	40.00	0.00	40.00	1760.00	0.00	0.00	191

	Event Date	Event Type	Current Amount Due	NCP Paid	Unadjudicated Arrears		Adjudicated Arrears		
					Adjustment Amount	Running Balance	Adjustment Amount	Running Balance	
192	02/04/2016	P	0.00	40.00	-40.00	1720.00	0.00	0.00	192
193	02/29/2016	M	0.00	0.00	0.00	1720.00	0.00	0.00	193
194	03/01/2016	O	40.00	0.00	40.00	1760.00	0.00	0.00	194
195	03/04/2016	P	0.00	40.00	-40.00	1720.00	0.00	0.00	195
196	03/31/2016	M	0.00	0.00	0.00	1720.00	0.00	0.00	196
197	04/01/2016	O	40.00	0.00	40.00	1760.00	0.00	0.00	197
198	04/04/2016	P	0.00	40.00	-40.00	1720.00	0.00	0.00	198
199	04/30/2016	M	0.00	0.00	0.00	1720.00	0.00	0.00	199
200	05/01/2016	O	40.00	0.00	40.00	1760.00	0.00	0.00	200
201	05/04/2016	P	0.00	40.00	-40.00	1720.00	0.00	0.00	201
202	05/31/2016	M	0.00	0.00	0.00	1720.00	0.00	0.00	202
203	06/01/2016	O	40.00	0.00	40.00	1760.00	0.00	0.00	203
204	06/06/2016	P	0.00	40.00	-40.00	1720.00	0.00	0.00	204
205	06/30/2016	M	0.00	0.00	0.00	1720.00	0.00	0.00	205
206	07/01/2016	O	40.00	0.00	40.00	1760.00	0.00	0.00	206
207	07/05/2016	P	0.00	40.00	-40.00	1720.00	0.00	0.00	207
208	07/31/2016	M	0.00	0.00	0.00	1720.00	0.00	0.00	208
209	08/01/2016	O	40.00	0.00	40.00	1760.00	0.00	0.00	209
210	08/04/2016	P	0.00	40.00	-40.00	1720.00	0.00	0.00	210
211	08/31/2016	M	0.00	0.00	0.00	1720.00	0.00	0.00	211
212	09/01/2016	O	40.00	0.00	40.00	1760.00	0.00	0.00	212
213	09/06/2016	P	0.00	40.00	-40.00	1720.00	0.00	0.00	213
214	09/30/2016	M	0.00	0.00	0.00	1720.00	0.00	0.00	214
215	10/01/2016	O	40.00	0.00	40.00	1760.00	0.00	0.00	215
216	10/04/2016	P	0.00	40.00	-40.00	1720.00	0.00	0.00	216
217	10/31/2016	M	0.00	0.00	0.00	1720.00	0.00	0.00	217
218	11/01/2016	O	40.00	0.00	40.00	1760.00	0.00	0.00	218
219	11/04/2016	P	0.00	40.00	-40.00	1720.00	0.00	0.00	219
220	11/30/2016	M	0.00	0.00	0.00	1720.00	0.00	0.00	220
221	12/01/2016	O	40.00	0.00	40.00	1760.00	0.00	0.00	221
222	12/05/2016	P	0.00	40.00	-40.00	1720.00	0.00	0.00	222
223	12/31/2016	M	0.00	0.00	0.00	1720.00	0.00	0.00	223
224	01/01/2017	O	40.00	0.00	40.00	1760.00	0.00	0.00	224
225	01/04/2017	P	0.00	40.00	-40.00	1720.00	0.00	0.00	225

Event Date	Event Type	Current Amount Due	NCP Paid	Unadjudicated Arrears		Adjudicated Arrears		
				Adjustment Amount	Running Balance	Adjustment Amount	Running Balance	
226	01/31/2017	M	0.00	0.00	1720.00	0.00	0.00	226
227	02/01/2017	O	40.00	40.00	1760.00	0.00	0.00	227
228	02/06/2017	P	0.00	-40.00	1720.00	0.00	0.00	228
229	02/28/2017	M	0.00	0.00	1720.00	0.00	0.00	229
230	03/01/2017	O	40.00	40.00	1760.00	0.00	0.00	230
231	03/06/2017	P	0.00	-40.00	1720.00	0.00	0.00	231
232	03/31/2017	M	0.00	0.00	1720.00	0.00	0.00	232
233	04/01/2017	O	40.00	40.00	1760.00	0.00	0.00	233
234	04/04/2017	P	0.00	-40.00	1720.00	0.00	0.00	234
235	04/30/2017	M	0.00	0.00	1720.00	0.00	0.00	235
236	05/01/2017	O	40.00	40.00	1760.00	0.00	0.00	236
237	05/04/2017	P	0.00	-40.00	1720.00	0.00	0.00	237
238	05/31/2017	M	0.00	0.00	1720.00	0.00	0.00	238
239	06/01/2017	O	40.00	40.00	1760.00	0.00	0.00	239
240	06/05/2017	P	0.00	-40.00	1720.00	0.00	0.00	240
241	06/30/2017	M	0.00	0.00	1720.00	0.00	0.00	241
242	07/01/2017	O	40.00	40.00	1760.00	0.00	0.00	242
243	07/05/2017	P	0.00	-40.00	1720.00	0.00	0.00	243
244	07/31/2017	M	0.00	0.00	1720.00	0.00	0.00	244
245	08/01/2017	O	40.00	40.00	1760.00	0.00	0.00	245
246	08/04/2017	P	0.00	-40.00	1720.00	0.00	0.00	246
247	08/31/2017	M	0.00	0.00	1720.00	0.00	0.00	247
248	09/01/2017	O	40.00	40.00	1760.00	0.00	0.00	248
249	09/05/2017	P	0.00	-40.00	1720.00	0.00	0.00	249
250	09/30/2017	M	0.00	0.00	1720.00	0.00	0.00	250
251	10/01/2017	O	40.00	40.00	1760.00	0.00	0.00	251
252	10/04/2017	P	0.00	-40.00	1720.00	0.00	0.00	252
253	10/31/2017	M	0.00	0.00	1720.00	0.00	0.00	253
254	11/01/2017	O	40.00	40.00	1760.00	0.00	0.00	254
255	11/06/2017	P	0.00	-40.00	1720.00	0.00	0.00	255
256	11/30/2017	M	0.00	0.00	1720.00	0.00	0.00	256
257	12/01/2017	O	40.00	40.00	1760.00	0.00	0.00	257
258	12/04/2017	P	0.00	-40.00	1720.00	0.00	0.00	258
259	12/31/2017	M	0.00	0.00	1720.00	0.00	0.00	259

	Event Date	Event Type	Current Amount Due	NCP Paid	Unadjudicated Arrears		Adjudicated Arrears		
					Adjustment Amount	Running Balance	Adjustment Amount	Running Balance	
260	01/01/2018	O	40.00	0.00	40.00	1760.00	0.00	0.00	260
261	01/04/2018	P	0.00	40.00	-40.00	1720.00	0.00	0.00	261
262	01/31/2018	M	0.00	0.00	0.00	1720.00	0.00	0.00	262
263	02/01/2018	O	40.00	0.00	40.00	1760.00	0.00	0.00	263
264	02/05/2018	P	0.00	40.00	-40.00	1720.00	0.00	0.00	264
265	02/28/2018	M	0.00	0.00	0.00	1720.00	0.00	0.00	265
266	03/01/2018	O	40.00	0.00	40.00	1760.00	0.00	0.00	266
267	03/05/2018	P	0.00	40.00	-40.00	1720.00	0.00	0.00	267
268	03/31/2018	M	0.00	0.00	0.00	1720.00	0.00	0.00	268
269	04/01/2018	O	40.00	0.00	40.00	1760.00	0.00	0.00	269
270	04/04/2018	P	0.00	40.00	-40.00	1720.00	0.00	0.00	270
271	04/30/2018	M	0.00	0.00	0.00	1720.00	0.00	0.00	271
272	05/01/2018	O	40.00	0.00	40.00	1760.00	0.00	0.00	272
273	05/03/2018	P	0.00	40.00	-40.00	1720.00	0.00	0.00	273
274	05/31/2018	M	0.00	0.00	0.00	1720.00	0.00	0.00	274
275	06/01/2018	O	40.00	0.00	40.00	1760.00	0.00	0.00	275
276	06/04/2018	P	0.00	40.00	-40.00	1720.00	0.00	0.00	276
277	06/30/2018	M	0.00	0.00	0.00	1720.00	0.00	0.00	277
278	07/01/2018	O	40.00	0.00	40.00	1760.00	0.00	0.00	278
279	07/05/2018	P	0.00	40.00	-40.00	1720.00	0.00	0.00	279
280	07/31/2018	M	0.00	0.00	0.00	1720.00	0.00	0.00	280
281	08/01/2018	O	40.00	0.00	40.00	1760.00	0.00	0.00	281
282	08/06/2018	P	0.00	40.00	-40.00	1720.00	0.00	0.00	282
283	08/31/2018	M	0.00	0.00	0.00	1720.00	0.00	0.00	283
284	09/01/2018	O	40.00	0.00	40.00	1760.00	0.00	0.00	284
285	09/04/2018	P	0.00	40.00	-40.00	1720.00	0.00	0.00	285
286	09/30/2018	M	0.00	0.00	0.00	1720.00	0.00	0.00	286
287	10/01/2018	O	40.00	0.00	40.00	1760.00	0.00	0.00	287
288	10/04/2018	P	0.00	40.00	-40.00	1720.00	0.00	0.00	288
289	10/31/2018	M	0.00	0.00	0.00	1720.00	0.00	0.00	289
290	11/01/2018	O	40.00	0.00	40.00	1760.00	0.00	0.00	290
291	11/05/2018	P	0.00	40.00	-40.00	1720.00	0.00	0.00	291
292	11/30/2018	M	0.00	0.00	0.00	1720.00	0.00	0.00	292
293	12/01/2018	O	40.00	0.00	40.00	1760.00	0.00	0.00	293

Event Date	Event Type	Current Amount Due	NCP Paid	Unadjudicated Arrears		Adjudicated Arrears			
				Adjustment Amount	Running Balance	Adjustment Amount	Running Balance		
294	12/04/2018	P	0.00	40.00	-40.00	1720.00	0.00	0.00	294
295	12/31/2018	M	0.00	0.00	0.00	1720.00	0.00	0.00	295
296	01/01/2019	O	40.00	0.00	40.00	1760.00	0.00	0.00	296
297	01/04/2019	P	0.00	40.00	-40.00	1720.00	0.00	0.00	297
298	01/31/2019	M	0.00	0.00	0.00	1720.00	0.00	0.00	298
299	02/01/2019	O	40.00	0.00	40.00	1760.00	0.00	0.00	299
300	02/04/2019	P	0.00	40.00	-40.00	1720.00	0.00	0.00	300
301	02/28/2019	M	0.00	0.00	0.00	1720.00	0.00	0.00	301
302	03/01/2019	O	40.00	0.00	40.00	1760.00	0.00	0.00	302
303	03/04/2019	P	0.00	40.00	-40.00	1720.00	0.00	0.00	303
304	03/31/2019	M	0.00	0.00	0.00	1720.00	0.00	0.00	304
305	04/01/2019	O	40.00	0.00	40.00	1760.00	0.00	0.00	305
306	04/04/2019	P	0.00	40.00	-40.00	1720.00	0.00	0.00	306
307	04/30/2019	M	0.00	0.00	0.00	1720.00	0.00	0.00	307
308	05/01/2019	O	40.00	0.00	40.00	1760.00	0.00	0.00	308
309	05/06/2019	P	0.00	40.00	-40.00	1720.00	0.00	0.00	309
310	05/31/2019	M	0.00	0.00	0.00	1720.00	0.00	0.00	310
311	06/01/2019	O	40.00	0.00	40.00	1760.00	0.00	0.00	311
312	06/04/2019	P	0.00	40.00	-40.00	1720.00	0.00	0.00	312
313	06/30/2019	M	0.00	0.00	0.00	1720.00	0.00	0.00	313
314	07/01/2019	O	40.00	0.00	40.00	1760.00	0.00	0.00	314
315	07/05/2019	P	0.00	40.00	-40.00	1720.00	0.00	0.00	315
316	07/31/2019	M	0.00	0.00	0.00	1720.00	0.00	0.00	316
317	08/01/2019	O	40.00	0.00	40.00	1760.00	0.00	0.00	317
318	08/05/2019	P	0.00	40.00	-40.00	1720.00	0.00	0.00	318
319	08/31/2019	M	0.00	0.00	0.00	1720.00	0.00	0.00	319
320	09/01/2019	O	40.00	0.00	40.00	1760.00	0.00	0.00	320
321	09/04/2019	P	0.00	40.00	-40.00	1720.00	0.00	0.00	321
322	09/30/2019	M	0.00	0.00	0.00	1720.00	0.00	0.00	322
<b>Totals:</b>			\$4960.00	\$3253.55	\$0.00	\$1720.00	\$0.00	\$0.00	

Total Unadjudicated: \$1720.00  
 Total Adjudicated: \$0.00

**Total Arrears: \$1720.00**

COPY

**Custodian Financial Audit** (part 2 of 2)

Run Date: 10/10/2019  
Run Time: 09:20 AM

NCP Name: Errington, James  
CST Name: Servantes, Jessica

Case ID: 746158000A  
Docket#: 09-UR-0026  
Prepared By: AMMATOVI  
Last Updated By: AMMATOVI

Office: 03  
Prepared By Date: 10/10/2019  
Last Updated By Date: 10/10/2019

Provision Type: Medical Cash

Event Date	Event Type	Current Amount Due	NCP Paid	Unadjudicated Interest (On UA)		Unadjudicated Interest (On AA)		Adjudicated Interest		Unadjudicated Penalty		Adjudicated Penalty	
				Adjust Amount	Running Balance	Adjust Amount	Running Balance	Adjust Amount	Running Balance	Adjust Amount	Running Balance	Adjust Amount	Running Balance
06/01/2009	J	0.00	0.00	0.00	0.00	0.00	0.00	0.00	0.00	0.00	0.00	0.00	0.00
06/01/2009	O	40.00	0.00	0.00	0.00	0.00	0.00	0.00	0.00	0.00	0.00	0.00	0.00
06/30/2009	M	0.00	0.00	0.18	0.18	0.00	0.00	0.00	0.00	0.00	0.00	0.00	0.00
07/01/2009	O	40.00	0.00	0.00	0.18	0.00	0.00	0.00	0.00	0.00	0.00	0.00	0.00
07/31/2009	M	0.00	0.00	0.35	0.53	0.00	0.00	0.00	0.00	4.00	4.00	0.00	0.00
08/01/2009	O	40.00	0.00	0.00	0.53	0.00	0.00	0.00	0.00	4.00	4.00	0.00	0.00
08/24/2009	P	0.00	21.52	0.00	0.53	0.00	0.00	0.00	0.00	0.00	0.00	0.00	0.00
08/31/2009	P	0.00	18.48	0.00	0.53	0.00	0.00	0.00	0.00	4.00	4.00	0.00	0.00
08/31/2009	M	0.00	0.00	0.35	0.88	0.00	0.00	0.00	0.00	4.00	4.00	0.00	0.00
09/01/2009	O	40.00	0.00	0.00	0.88	0.00	0.00	0.00	0.00	0.00	0.00	0.00	0.00
09/28/2009	P	0.00	21.52	0.00	0.88	0.00	0.00	0.00	0.00	4.00	4.00	0.00	0.00
09/30/2009	M	0.00	0.00	0.43	1.31	0.00	0.00	0.00	0.00	5.85	5.85	0.00	0.00
10/01/2009	O	40.00	0.00	0.00	1.31	0.00	0.00	0.00	0.00	5.85	5.85	0.00	0.00
10/26/2009	P	0.00	21.52	0.00	1.31	0.00	0.00	0.00	0.00	5.85	5.85	0.00	0.00
10/31/2009	M	0.00	0.00	0.51	1.82	0.00	0.00	0.00	0.00	7.70	7.70	0.00	0.00
11/01/2009	O	40.00	0.00	0.00	1.82	0.00	0.00	0.00	0.00	7.70	7.70	0.00	0.00
11/23/2009	P	0.00	21.52	0.00	1.82	0.00	0.00	0.00	0.00	7.70	7.70	0.00	0.00
11/30/2009	P	0.00	18.48	0.00	1.82	0.00	0.00	0.00	0.00	7.70	7.70	0.00	0.00
11/30/2009	M	0.00	0.00	0.51	2.33	0.00	0.00	0.00	0.00	7.70	7.70	0.00	0.00
12/01/2009	O	40.00	0.00	0.00	2.33	0.00	0.00	0.00	0.00	0.00	0.00	0.00	0.00

Event Date	Event Type	Current Amount Due	NCP Paid	Unadjudicated Interest (On UA)		Unadjudicated Interest (On AA)		Adjudicated Interest		Unadjudicated Penalty		Adjudicated Penalty	
				Adjust Amount	Running Balance	Adjust Amount	Running Balance	Adjust Amount	Running Balance	Adjust Amount	Running Balance	Adjust Amount	Running Balance
21 12/31/2009	M	0.00	0.00	0.69	3.02	0.00	0.00	0.00	0.00	4.00	11.70	0.00	0.00
22 01/01/2010	O	40.00	0.00	0.00	3.02	0.00	0.00	0.00	0.00	0.00	11.70	0.00	0.00
23 01/25/2010	P	0.00	21.52	0.00	3.02	0.00	0.00	0.00	0.00	0.00	11.70	0.00	0.00
24 01/31/2010	M	0.00	0.00	0.77	3.79	0.00	0.00	0.00	0.00	1.85	13.55	0.00	0.00
25 02/01/2010	O	40.00	0.00	0.00	3.79	0.00	0.00	0.00	0.00	0.00	13.55	0.00	0.00
26 02/22/2010	P	0.00	21.52	0.00	3.79	0.00	0.00	0.00	0.00	0.00	13.55	0.00	0.00
27 02/28/2010	P	0.00	193.92	0.00	3.79	0.00	0.00	0.00	0.00	0.00	13.55	0.00	0.00
28 03/01/2010	O	40.00	0.00	0.00	3.79	0.00	0.00	0.00	0.00	0.00	13.55	0.00	0.00
29 03/22/2010	P	0.00	18.64	0.00	3.79	0.00	0.00	0.00	0.00	0.00	13.55	0.00	0.00
30 03/29/2010	P	0.00	34.91	0.00	3.79	0.00	0.00	0.00	0.00	-13.55	0.00	0.00	0.00
31 04/01/2010	O	40.00	0.00	0.00	3.79	0.00	0.00	0.00	0.00	0.00	0.00	0.00	0.00
32 04/26/2010	P	0.00	21.52	0.00	3.87	0.00	0.00	0.00	0.00	0.00	0.00	0.00	0.00
33 04/30/2010	M	0.00	0.00	0.08	3.87	0.00	0.00	0.00	0.00	0.00	0.00	0.00	0.00
34 05/01/2010	O	40.00	0.00	0.00	3.87	0.00	0.00	0.00	0.00	0.00	0.00	0.00	0.00
35 05/10/2010	P	0.00	58.48	0.00	3.87	0.00	0.00	0.00	0.00	0.00	0.00	0.00	0.00
36 06/01/2010	O	40.00	0.00	0.00	3.87	0.00	0.00	0.00	0.00	0.00	0.00	0.00	0.00
37 06/21/2010	P	0.00	21.52	0.00	3.87	0.00	0.00	0.00	0.00	0.00	0.00	0.00	0.00
38 06/28/2010	P	0.00	18.48	0.00	3.87	0.00	0.00	0.00	0.00	0.00	0.00	0.00	0.00
39 07/01/2010	O	40.00	0.00	0.00	3.87	0.00	0.00	0.00	0.00	0.00	0.00	0.00	0.00
40 07/25/2010	P	0.00	21.52	0.00	3.87	0.00	0.00	0.00	0.00	0.00	0.00	0.00	0.00
41 07/31/2010	M	0.00	0.00	0.08	3.95	0.00	0.00	0.00	0.00	0.00	0.00	0.00	0.00
42 08/01/2010	O	40.00	0.00	0.00	3.95	0.00	0.00	0.00	0.00	0.00	0.00	0.00	0.00
43 08/23/2010	P	0.00	21.52	0.00	3.95	0.00	0.00	0.00	0.00	0.00	0.00	0.00	0.00
44 08/29/2010	P	0.00	36.96	0.00	3.95	0.00	0.00	0.00	0.00	0.00	0.00	0.00	0.00
45 09/01/2010	O	40.00	0.00	0.00	3.95	0.00	0.00	0.00	0.00	0.00	0.00	0.00	0.00
46 09/27/2010	P	0.00	21.52	0.00	3.95	0.00	0.00	0.00	0.00	0.00	0.00	0.00	0.00
47 09/30/2010	M	0.00	0.00	0.08	4.03	0.00	0.00	0.00	0.00	0.00	0.00	0.00	0.00
48 10/01/2010	O	40.00	0.00	0.00	4.03	0.00	0.00	0.00	0.00	0.00	0.00	0.00	0.00
49 10/25/2010	P	0.00	21.52	0.00	4.03	0.00	0.00	0.00	0.00	0.00	0.00	0.00	0.00
50 10/31/2010	M	0.00	0.00	0.16	4.19	0.00	0.00	0.00	0.00	0.00	0.00	0.00	0.00
51 11/01/2010	O	40.00	0.00	0.00	4.19	0.00	0.00	0.00	0.00	0.00	0.00	0.00	0.00
52 11/22/2010	P	0.00	21.52	0.00	4.19	0.00	0.00	0.00	0.00	0.00	0.00	0.00	0.00
53 11/28/2010	P	0.00	55.38	0.00	4.19	0.00	0.00	0.00	0.00	0.00	0.00	0.00	0.00



Event Date	Event Type	Current Amount Due	NCP Paid	Unadjudicated Interest (On UA)		Unadjudicated Interest (On AA)		Adjudicated Interest		Unadjudicated Penalty		Adjudicated Penalty		
				Adjust Amount	Running Balance	Adjust Amount	Running Balance	Adjust Amount	Running Balance	Adjust Amount	Running Balance	Adjust Amount	Running Balance	
54	11/30/2010	M	0.00	0.00	0.00	4.19	0.00	0.00	0.00	0.00	0.00	0.00	0.00	54
55	12/01/2010	O	40.00	0.00	0.00	4.19	0.00	0.00	0.00	0.00	0.00	0.00	0.00	55
56	12/27/2010	P	0.00	21.52	0.00	4.19	0.00	0.00	0.00	0.00	0.00	0.00	0.00	56
57	12/31/2010	M	0.00	0.00	0.08	4.27	0.00	0.00	0.00	0.00	0.00	0.00	0.00	57
58	01/01/2011	O	40.00	0.00	0.00	4.27	0.00	0.00	0.00	0.00	0.00	0.00	0.00	58
59	01/24/2011	P	0.00	21.52	0.00	4.27	0.00	0.00	0.00	0.00	0.00	0.00	0.00	59
60	01/31/2011	P	0.00	37.02	0.00	4.27	0.00	0.00	0.00	0.00	0.00	0.00	0.00	60
61	02/01/2011	O	40.00	0.00	0.00	4.27	0.00	0.00	0.00	0.00	0.00	0.00	0.00	61
62	02/28/2011	P	0.00	21.52	0.00	4.27	0.00	0.00	0.00	0.00	0.00	0.00	0.00	62
63	02/28/2011	M	0.00	0.00	0.08	4.35	0.00	0.00	0.00	0.00	0.00	0.00	0.00	63
64	03/01/2011	O	40.00	0.00	0.00	4.35	0.00	0.00	0.00	0.00	0.00	0.00	0.00	64
65	03/28/2011	P	0.00	21.52	0.00	4.35	0.00	0.00	0.00	0.00	0.00	0.00	0.00	65
66	03/31/2011	M	0.00	0.00	0.16	4.51	0.00	0.00	0.00	0.00	0.00	0.00	0.00	66
67	04/01/2011	O	40.00	0.00	0.00	4.51	0.00	0.00	0.00	0.00	0.00	0.00	0.00	67
68	04/30/2011	M	0.00	0.00	0.34	4.85	0.00	0.00	0.00	0.00	4.00	4.00	0.00	68
69	05/01/2011	O	40.00	0.00	0.00	4.85	0.00	0.00	0.00	0.00	4.00	4.00	0.00	69
70	05/31/2011	M	0.00	0.00	0.51	5.36	0.00	0.00	0.00	0.00	4.00	8.00	0.00	70
71	06/01/2011	O	40.00	0.00	0.00	5.36	0.00	0.00	0.00	0.00	0.00	8.00	0.00	71
72	06/30/2011	M	0.00	0.00	0.69	6.05	0.00	0.00	0.00	0.00	4.00	12.00	0.00	72
73	07/01/2011	O	40.00	0.00	0.00	6.05	0.00	0.00	0.00	0.00	0.00	12.00	0.00	73
74	07/31/2011	M	0.00	0.00	0.86	6.91	0.00	0.00	0.00	0.00	4.00	16.00	0.00	74
75	08/01/2011	O	40.00	0.00	0.00	6.91	0.00	0.00	0.00	0.00	0.00	16.00	0.00	75
76	08/31/2011	M	0.00	0.00	1.04	7.95	0.00	0.00	0.00	0.00	4.00	20.00	0.00	76
77	09/01/2011	O	40.00	0.00	0.00	7.95	0.00	0.00	0.00	0.00	0.00	20.00	0.00	77
78	09/30/2011	M	0.00	0.00	1.21	9.16	0.00	0.00	0.00	0.00	4.00	24.00	0.00	78
79	10/01/2011	O	40.00	0.00	0.00	9.16	0.00	0.00	0.00	0.00	0.00	24.00	0.00	79
80	10/31/2011	M	0.00	0.00	1.39	10.55	0.00	0.00	0.00	0.00	4.00	28.00	0.00	80
81	11/01/2011	O	40.00	0.00	0.00	10.55	0.00	0.00	0.00	0.00	0.00	28.00	0.00	81
82	11/21/2011	P	0.00	40.00	0.00	10.55	0.00	0.00	0.00	0.00	0.00	28.00	0.00	82
83	11/30/2011	M	0.00	0.00	1.39	11.94	0.00	0.00	0.00	0.00	0.00	28.00	0.00	83
84	12/01/2011	O	40.00	0.00	0.00	11.94	0.00	0.00	0.00	0.00	0.00	28.00	0.00	84
85	12/19/2011	P	0.00	40.00	0.00	11.94	0.00	0.00	0.00	0.00	0.00	28.00	0.00	85
86	12/31/2011	M	0.00	0.00	1.39	13.33	0.00	0.00	0.00	0.00	0.00	28.00	0.00	86

Event Date	Event Type	Current Amount Due	NCP Paid	Unadjudicated Interest (On UA)		Unadjudicated Interest (On AA)		Adjudicated Interest		Unadjudicated Penalty		Adjudicated Penalty		
				Adjust Amount	Running Balance	Adjust Amount	Running Balance	Adjust Amount	Running Balance	Adjust Amount	Running Balance	Adjust Amount	Running Balance	
87	01/01/2012	O	40.00	0.00	0.00	13.33	0.00	0.00	0.00	0.00	0.00	28.00	0.00	0.00
88	01/17/2012	P	0.00	40.00	0.00	13.33	0.00	0.00	0.00	0.00	0.00	28.00	0.00	0.00
89	01/30/2012	P	0.00	316.96	0.00	13.33	0.00	0.00	0.00	0.00	0.00	28.00	0.00	0.00
90	02/01/2012	O	40.00	0.00	0.00	13.33	0.00	0.00	0.00	0.00	0.00	28.00	0.00	0.00
91	02/29/2012	M	0.00	0.00	0.18	13.51	0.00	0.00	0.00	0.00	0.00	28.00	0.00	0.00
92	03/01/2012	O	40.00	0.00	0.00	13.51	0.00	0.00	0.00	0.00	0.00	28.00	0.00	0.00
93	03/31/2012	M	0.00	0.00	0.35	13.86	0.00	0.00	0.00	0.00	0.00	32.00	0.00	0.00
94	04/01/2012	O	40.00	0.00	0.00	13.86	0.00	0.00	0.00	0.00	0.00	32.00	0.00	0.00
95	04/30/2012	M	0.00	0.00	0.52	14.38	0.00	0.00	0.00	0.00	0.00	36.00	0.00	0.00
96	05/01/2012	O	40.00	0.00	0.00	14.38	0.00	0.00	0.00	0.00	0.00	36.00	0.00	0.00
97	05/31/2012	M	0.00	0.00	0.70	15.08	0.00	0.00	0.00	0.00	0.00	40.00	0.00	0.00
98	06/01/2012	O	40.00	0.00	0.00	15.08	0.00	0.00	0.00	0.00	0.00	40.00	0.00	0.00
99	06/30/2012	M	0.00	0.00	0.88	15.96	0.00	0.00	0.00	0.00	0.00	44.00	0.00	0.00
100	07/01/2012	O	40.00	0.00	0.00	15.96	0.00	0.00	0.00	0.00	0.00	44.00	0.00	0.00
101	07/31/2012	M	0.00	0.00	1.05	17.01	0.00	0.00	0.00	0.00	0.00	48.00	0.00	0.00
102	08/01/2012	O	40.00	0.00	0.00	17.01	0.00	0.00	0.00	0.00	0.00	48.00	0.00	0.00
103	08/31/2012	M	0.00	0.00	1.22	18.23	0.00	0.00	0.00	0.00	0.00	52.00	0.00	0.00
104	09/01/2012	O	40.00	0.00	0.00	18.23	0.00	0.00	0.00	0.00	0.00	52.00	0.00	0.00
105	09/30/2012	M	0.00	0.00	1.40	19.63	0.00	0.00	0.00	0.00	0.00	56.00	0.00	0.00
106	10/01/2012	O	40.00	0.00	0.00	19.63	0.00	0.00	0.00	0.00	0.00	56.00	0.00	0.00
107	10/31/2012	M	0.00	0.00	1.58	21.21	0.00	0.00	0.00	0.00	0.00	60.00	0.00	0.00
108	11/01/2012	O	40.00	0.00	0.00	21.21	0.00	0.00	0.00	0.00	0.00	60.00	0.00	0.00
109	11/30/2012	M	0.00	0.00	1.75	22.96	0.00	0.00	0.00	0.00	0.00	64.00	0.00	0.00
110	12/01/2012	O	40.00	0.00	0.00	22.96	0.00	0.00	0.00	0.00	0.00	64.00	0.00	0.00
111	12/31/2012	M	0.00	0.00	1.92	24.88	0.00	0.00	0.00	0.00	0.00	68.00	0.00	0.00
112	01/01/2013	O	40.00	0.00	0.00	24.88	0.00	0.00	0.00	0.00	0.00	68.00	0.00	0.00
113	01/31/2013	M	0.00	0.00	2.10	26.98	0.00	0.00	0.00	0.00	0.00	72.00	0.00	0.00
114	02/01/2013	O	40.00	0.00	0.00	26.98	0.00	0.00	0.00	0.00	0.00	72.00	0.00	0.00
115	02/28/2013	M	0.00	0.00	2.28	29.26	0.00	0.00	0.00	0.00	0.00	76.00	0.00	0.00
116	03/01/2013	O	40.00	0.00	0.00	29.26	0.00	0.00	0.00	0.00	0.00	76.00	0.00	0.00
117	03/31/2013	M	0.00	0.00	2.45	31.71	0.00	0.00	0.00	0.00	0.00	80.00	0.00	0.00
118	04/01/2013	O	40.00	0.00	0.00	31.71	0.00	0.00	0.00	0.00	0.00	80.00	0.00	0.00
119	04/30/2013	M	0.00	0.00	2.62	34.33	0.00	0.00	0.00	0.00	0.00	84.00	0.00	0.00

Event Date	Event Type	Current Amount Due	NCP Paid	Unadjudicated Interest (On UA)		Unadjudicated Interest (On AA)		Adjudicated Interest		Unadjudicated Penalty		Adjudicated Penalty	
				Adjust Amount	Running Balance	Adjust Amount	Running Balance	Adjust Amount	Running Balance	Adjust Amount	Running Balance	Adjust Amount	Running Balance
120	05/01/2013	O	40.00	0.00	34.33	0.00	0.00	0.00	0.00	0.00	84.00	0.00	0.00
121	05/31/2013	M	0.00	0.00	37.13	0.00	0.00	0.00	0.00	4.00	88.00	0.00	0.00
122	06/01/2013	O	40.00	0.00	37.13	0.00	0.00	0.00	0.00	0.00	88.00	0.00	0.00
123	06/30/2013	M	0.00	0.00	2.98	0.00	0.00	0.00	0.00	4.00	92.00	0.00	0.00
124	07/01/2013	O	40.00	0.00	0.00	0.00	0.00	0.00	0.00	0.00	92.00	0.00	0.00
125	07/31/2013	M	0.00	0.00	3.15	0.00	0.00	0.00	0.00	4.00	96.00	0.00	0.00
126	08/01/2013	O	40.00	0.00	0.00	0.00	0.00	0.00	0.00	0.00	96.00	0.00	0.00
127	08/31/2013	M	0.00	0.00	3.32	0.00	0.00	0.00	0.00	4.00	100.00	0.00	0.00
128	09/01/2013	O	40.00	0.00	0.00	0.00	0.00	0.00	0.00	0.00	100.00	0.00	0.00
129	09/30/2013	M	0.00	0.00	3.50	0.00	0.00	0.00	0.00	4.00	104.00	0.00	0.00
130	10/01/2013	O	40.00	0.00	0.00	0.00	0.00	0.00	0.00	0.00	104.00	0.00	0.00
131	10/31/2013	M	0.00	0.00	3.68	0.00	0.00	0.00	0.00	4.00	108.00	0.00	0.00
132	11/01/2013	O	40.00	0.00	0.00	0.00	0.00	0.00	0.00	0.00	108.00	0.00	0.00
133	11/30/2013	M	0.00	0.00	3.85	0.00	0.00	0.00	0.00	4.00	112.00	0.00	0.00
134	12/01/2013	O	40.00	0.00	0.00	0.00	0.00	0.00	0.00	0.00	112.00	0.00	0.00
135	12/31/2013	M	0.00	0.00	4.02	0.00	0.00	0.00	0.00	4.00	116.00	0.00	0.00
136	01/01/2014	O	40.00	0.00	0.00	0.00	0.00	0.00	0.00	0.00	116.00	0.00	0.00
137	01/31/2014	M	0.00	0.00	4.20	0.00	0.00	0.00	0.00	4.00	120.00	0.00	0.00
138	02/01/2014	O	40.00	0.00	0.00	0.00	0.00	0.00	0.00	0.00	120.00	0.00	0.00
139	02/28/2014	M	0.00	0.00	4.38	0.00	0.00	0.00	0.00	4.00	124.00	0.00	0.00
140	03/01/2014	O	40.00	0.00	0.00	0.00	0.00	0.00	0.00	0.00	124.00	0.00	0.00
141	03/31/2014	M	0.00	0.00	4.55	0.00	0.00	0.00	0.00	4.00	128.00	0.00	0.00
142	04/01/2014	O	40.00	0.00	0.00	0.00	0.00	0.00	0.00	0.00	128.00	0.00	0.00
143	04/30/2014	M	0.00	0.00	4.72	0.00	0.00	0.00	0.00	4.00	132.00	0.00	0.00
144	05/01/2014	O	40.00	0.00	0.00	0.00	0.00	0.00	0.00	0.00	132.00	0.00	0.00
145	05/31/2014	M	0.00	0.00	4.90	0.00	0.00	0.00	0.00	4.00	136.00	0.00	0.00
146	06/01/2014	O	40.00	0.00	0.00	0.00	0.00	0.00	0.00	0.00	136.00	0.00	0.00
147	06/30/2014	M	0.00	0.00	5.08	0.00	0.00	0.00	0.00	4.00	140.00	0.00	0.00
148	07/01/2014	O	40.00	0.00	0.00	0.00	0.00	0.00	0.00	0.00	140.00	0.00	0.00
149	07/31/2014	M	0.00	0.00	5.25	0.00	0.00	0.00	0.00	4.00	144.00	0.00	0.00
150	08/01/2014	O	40.00	0.00	0.00	0.00	0.00	0.00	0.00	0.00	144.00	0.00	0.00
151	08/31/2014	M	0.00	0.00	5.42	0.00	0.00	0.00	0.00	4.00	148.00	0.00	0.00
152	09/01/2014	O	40.00	0.00	0.00	0.00	0.00	0.00	0.00	0.00	148.00	0.00	0.00

Event Date	Event Type	Current Amount Due	NCP Paid	Unadjudicated Interest (On UA)		Unadjudicated Interest (On AA)		Adjudicated Interest		Unadjudicated Penalty		Adjudicated Penalty	
				Adjust Amount	Running Balance	Adjust Amount	Running Balance	Adjust Amount	Running Balance	Adjust Amount	Running Balance	Adjust Amount	Running Balance
153 09/30/2014	M	0.00	0.00	5.60	105.73	0.00	0.00	0.00	0.00	4.00	152.00	0.00	0.00
154 10/01/2014	O	40.00	0.00	0.00	105.73	0.00	0.00	0.00	0.00	0.00	152.00	0.00	0.00
155 10/31/2014	M	0.00	0.00	5.78	111.51	0.00	0.00	0.00	0.00	4.00	156.00	0.00	0.00
156 11/01/2014	O	40.00	0.00	0.00	111.51	0.00	0.00	0.00	0.00	0.00	156.00	0.00	0.00
157 11/30/2014	M	0.00	0.00	5.95	117.46	0.00	0.00	0.00	0.00	4.00	160.00	0.00	0.00
158 12/01/2014	O	40.00	0.00	0.00	117.46	0.00	0.00	0.00	0.00	0.00	160.00	0.00	0.00
159 12/31/2014	M	0.00	0.00	6.12	123.58	0.00	0.00	0.00	0.00	4.00	164.00	0.00	0.00
160 01/01/2015	O	40.00	0.00	0.00	123.58	0.00	0.00	0.00	0.00	0.00	164.00	0.00	0.00
161 01/31/2015	M	0.00	0.00	6.30	129.88	0.00	0.00	0.00	0.00	4.00	168.00	0.00	0.00
162 02/01/2015	O	40.00	0.00	0.00	129.88	0.00	0.00	0.00	0.00	0.00	168.00	0.00	0.00
163 02/28/2015	M	0.00	0.00	6.48	136.36	0.00	0.00	0.00	0.00	4.00	172.00	0.00	0.00
164 03/01/2015	O	40.00	0.00	0.00	136.36	0.00	0.00	0.00	0.00	0.00	172.00	0.00	0.00
165 03/31/2015	M	0.00	0.00	6.65	143.01	0.00	0.00	0.00	0.00	4.00	176.00	0.00	0.00
166 04/01/2015	O	40.00	0.00	0.00	143.01	0.00	0.00	0.00	0.00	0.00	176.00	0.00	0.00
167 04/30/2015	M	0.00	0.00	6.82	149.83	0.00	0.00	0.00	0.00	4.00	180.00	0.00	0.00
168 05/01/2015	O	40.00	0.00	0.00	149.83	0.00	0.00	0.00	0.00	0.00	180.00	0.00	0.00
169 05/31/2015	M	0.00	0.00	7.00	156.83	0.00	0.00	0.00	0.00	4.00	184.00	0.00	0.00
170 06/01/2015	O	40.00	0.00	0.00	156.83	0.00	0.00	0.00	0.00	0.00	184.00	0.00	0.00
171 06/30/2015	M	0.00	0.00	7.18	164.01	0.00	0.00	0.00	0.00	4.00	188.00	0.00	0.00
172 07/01/2015	O	40.00	0.00	0.00	164.01	0.00	0.00	0.00	0.00	0.00	188.00	0.00	0.00
173 07/31/2015	M	0.00	0.00	7.35	171.36	0.00	0.00	0.00	0.00	4.00	192.00	0.00	0.00
174 08/01/2015	O	40.00	0.00	0.00	171.36	0.00	0.00	0.00	0.00	0.00	192.00	0.00	0.00
175 08/31/2015	M	0.00	0.00	7.52	178.88	0.00	0.00	0.00	0.00	4.00	196.00	0.00	0.00
176 09/01/2015	O	40.00	0.00	0.00	178.88	0.00	0.00	0.00	0.00	0.00	196.00	0.00	0.00
177 09/04/2015	P	0.00	40.00	0.00	178.88	0.00	0.00	0.00	0.00	0.00	196.00	0.00	0.00
178 09/30/2015	M	0.00	0.00	7.52	186.40	0.00	0.00	0.00	0.00	0.00	196.00	0.00	0.00
179 10/01/2015	O	40.00	0.00	0.00	186.40	0.00	0.00	0.00	0.00	0.00	196.00	0.00	0.00
180 10/05/2015	P	0.00	40.00	0.00	186.40	0.00	0.00	0.00	0.00	0.00	196.00	0.00	0.00
181 10/31/2015	M	0.00	0.00	7.52	193.92	0.00	0.00	0.00	0.00	0.00	196.00	0.00	0.00
182 11/01/2015	O	40.00	0.00	0.00	193.92	0.00	0.00	0.00	0.00	0.00	196.00	0.00	0.00
183 11/04/2015	P	0.00	40.00	0.00	193.92	0.00	0.00	0.00	0.00	0.00	196.00	0.00	0.00
184 11/30/2015	M	0.00	0.00	7.52	201.44	0.00	0.00	0.00	0.00	0.00	196.00	0.00	0.00
185 12/01/2015	O	40.00	0.00	0.00	201.44	0.00	0.00	0.00	0.00	0.00	196.00	0.00	0.00

Event Date	Event Type	Current Amount Due	NCP Paid	Unadjudicated Interest (On UA)		Unadjudicated Interest (On AA)		Adjudicated Interest		Unadjudicated Penalty		Adjudicated Penalty		
				Adjust Amount	Running Balance	Adjust Amount	Running Balance	Adjust Amount	Running Balance	Adjust Amount	Running Balance	Adjust Amount	Running Balance	
186	12/04/2015	P	0.00	40.00	0.00	201.44	0.00	0.00	0.00	0.00	196.00	0.00	0.00	186
187	12/31/2015	M	0.00	0.00	7.52	208.96	0.00	0.00	0.00	0.00	196.00	0.00	0.00	187
188	01/01/2016	O	40.00	0.00	0.00	208.96	0.00	0.00	0.00	0.00	196.00	0.00	0.00	188
189	01/01/2016	P	0.00	40.00	0.00	208.96	0.00	0.00	0.00	0.00	196.00	0.00	0.00	189
190	01/31/2016	M	0.00	0.00	7.88	216.84	0.00	0.00	0.00	0.00	196.00	0.00	0.00	190
191	02/01/2016	O	40.00	0.00	0.00	216.84	0.00	0.00	0.00	0.00	196.00	0.00	0.00	191
192	02/04/2016	P	0.00	40.00	0.00	216.84	0.00	0.00	0.00	0.00	196.00	0.00	0.00	192
193	02/29/2016	M	0.00	0.00	7.88	224.72	0.00	0.00	0.00	0.00	196.00	0.00	0.00	193
194	03/01/2016	O	40.00	0.00	0.00	224.72	0.00	0.00	0.00	0.00	196.00	0.00	0.00	194
195	03/04/2016	P	0.00	40.00	0.00	224.72	0.00	0.00	0.00	0.00	196.00	0.00	0.00	195
196	03/31/2016	M	0.00	0.00	7.88	232.60	0.00	0.00	0.00	0.00	196.00	0.00	0.00	196
197	04/01/2016	O	40.00	0.00	0.00	232.60	0.00	0.00	0.00	0.00	196.00	0.00	0.00	197
198	04/04/2016	P	0.00	40.00	0.00	232.60	0.00	0.00	0.00	0.00	196.00	0.00	0.00	198
199	04/30/2016	M	0.00	0.00	7.88	240.48	0.00	0.00	0.00	0.00	196.00	0.00	0.00	199
200	05/01/2016	O	40.00	0.00	0.00	240.48	0.00	0.00	0.00	0.00	196.00	0.00	0.00	200
201	05/04/2016	P	0.00	40.00	0.00	240.48	0.00	0.00	0.00	0.00	196.00	0.00	0.00	201
202	05/31/2016	M	0.00	0.00	7.88	248.36	0.00	0.00	0.00	0.00	196.00	0.00	0.00	202
203	06/01/2016	O	40.00	0.00	0.00	248.36	0.00	0.00	0.00	0.00	196.00	0.00	0.00	203
204	06/06/2016	P	0.00	40.00	0.00	248.36	0.00	0.00	0.00	0.00	196.00	0.00	0.00	204
205	06/30/2016	M	0.00	0.00	7.88	256.24	0.00	0.00	0.00	0.00	196.00	0.00	0.00	205
206	07/01/2016	O	40.00	0.00	0.00	256.24	0.00	0.00	0.00	0.00	196.00	0.00	0.00	206
207	07/05/2016	P	0.00	40.00	0.00	256.24	0.00	0.00	0.00	0.00	196.00	0.00	0.00	207
208	07/31/2016	M	0.00	0.00	7.88	264.12	0.00	0.00	0.00	0.00	196.00	0.00	0.00	208
209	08/01/2016	O	40.00	0.00	0.00	264.12	0.00	0.00	0.00	0.00	196.00	0.00	0.00	209
210	08/04/2016	P	0.00	40.00	0.00	264.12	0.00	0.00	0.00	0.00	196.00	0.00	0.00	210
211	08/31/2016	M	0.00	0.00	7.88	272.00	0.00	0.00	0.00	0.00	196.00	0.00	0.00	211
212	09/01/2016	O	40.00	0.00	0.00	272.00	0.00	0.00	0.00	0.00	196.00	0.00	0.00	212
213	09/06/2016	P	0.00	40.00	0.00	272.00	0.00	0.00	0.00	0.00	196.00	0.00	0.00	213
214	09/30/2016	M	0.00	0.00	7.88	279.88	0.00	0.00	0.00	0.00	196.00	0.00	0.00	214
215	10/01/2016	O	40.00	0.00	0.00	279.88	0.00	0.00	0.00	0.00	196.00	0.00	0.00	215
216	10/04/2016	P	0.00	40.00	0.00	279.88	0.00	0.00	0.00	0.00	196.00	0.00	0.00	216
217	10/31/2016	M	0.00	0.00	7.88	287.76	0.00	0.00	0.00	0.00	196.00	0.00	0.00	217
218	11/01/2016	O	40.00	0.00	0.00	287.76	0.00	0.00	0.00	0.00	196.00	0.00	0.00	218

Event Date	Event Type	Current Amount Due	NCP Paid	Unadjudicated Interest (On UA)		Unadjudicated Interest (On AA)		Adjudicated Interest		Unadjudicated Penalty		Adjudicated Penalty		
				Adjust Amount	Running Balance	Adjust Amount	Running Balance	Adjust Amount	Running Balance	Adjust Amount	Running Balance	Adjust Amount	Running Balance	
219	11/04/2016	P	0.00	40.00	0.00	287.76	0.00	0.00	0.00	0.00	196.00	0.00	0.00	219
220	11/30/2016	M	0.00	0.00	7.88	295.64	0.00	0.00	0.00	0.00	196.00	0.00	0.00	220
221	12/01/2016	O	40.00	0.00	0.00	295.64	0.00	0.00	0.00	0.00	196.00	0.00	0.00	221
222	12/05/2016	P	0.00	40.00	0.00	295.64	0.00	0.00	0.00	0.00	196.00	0.00	0.00	222
223	12/31/2016	M	0.00	0.00	7.88	303.52	0.00	0.00	0.00	0.00	196.00	0.00	0.00	223
224	01/01/2017	O	40.00	0.00	0.00	303.52	0.00	0.00	0.00	0.00	196.00	0.00	0.00	224
225	01/04/2017	P	0.00	40.00	0.00	303.52	0.00	0.00	0.00	0.00	196.00	0.00	0.00	225
226	01/31/2017	M	0.00	0.00	8.24	311.76	0.00	0.00	0.00	0.00	196.00	0.00	0.00	226
227	02/01/2017	O	40.00	0.00	0.00	311.76	0.00	0.00	0.00	0.00	196.00	0.00	0.00	227
228	02/06/2017	P	0.00	40.00	0.00	311.76	0.00	0.00	0.00	0.00	196.00	0.00	0.00	228
229	02/28/2017	M	0.00	0.00	8.24	320.00	0.00	0.00	0.00	0.00	196.00	0.00	0.00	229
230	03/01/2017	O	40.00	0.00	0.00	320.00	0.00	0.00	0.00	0.00	196.00	0.00	0.00	230
231	03/06/2017	P	0.00	40.00	0.00	320.00	0.00	0.00	0.00	0.00	196.00	0.00	0.00	231
232	03/31/2017	M	0.00	0.00	8.24	328.24	0.00	0.00	0.00	0.00	196.00	0.00	0.00	232
233	04/01/2017	O	40.00	0.00	0.00	328.24	0.00	0.00	0.00	0.00	196.00	0.00	0.00	233
234	04/04/2017	P	0.00	40.00	0.00	328.24	0.00	0.00	0.00	0.00	196.00	0.00	0.00	234
235	04/30/2017	M	0.00	0.00	8.24	336.48	0.00	0.00	0.00	0.00	196.00	0.00	0.00	235
236	05/01/2017	O	40.00	0.00	0.00	336.48	0.00	0.00	0.00	0.00	196.00	0.00	0.00	236
237	05/04/2017	P	0.00	40.00	0.00	336.48	0.00	0.00	0.00	0.00	196.00	0.00	0.00	237
238	05/31/2017	M	0.00	0.00	8.24	344.72	0.00	0.00	0.00	0.00	196.00	0.00	0.00	238
239	06/01/2017	O	40.00	0.00	0.00	344.72	0.00	0.00	0.00	0.00	196.00	0.00	0.00	239
240	06/05/2017	P	0.00	40.00	0.00	344.72	0.00	0.00	0.00	0.00	196.00	0.00	0.00	240
241	06/30/2017	M	0.00	0.00	8.24	352.96	0.00	0.00	0.00	0.00	196.00	0.00	0.00	241
242	07/01/2017	O	40.00	0.00	0.00	352.96	0.00	0.00	0.00	0.00	196.00	0.00	0.00	242
243	07/05/2017	P	0.00	40.00	0.00	352.96	0.00	0.00	0.00	0.00	196.00	0.00	0.00	243
244	07/31/2017	M	0.00	0.00	8.96	361.92	0.00	0.00	0.00	0.00	196.00	0.00	0.00	244
245	08/01/2017	O	40.00	0.00	0.00	361.92	0.00	0.00	0.00	0.00	196.00	0.00	0.00	245
246	08/04/2017	P	0.00	40.00	0.00	361.92	0.00	0.00	0.00	0.00	196.00	0.00	0.00	246
247	08/31/2017	M	0.00	0.00	8.96	370.88	0.00	0.00	0.00	0.00	196.00	0.00	0.00	247
248	09/01/2017	O	40.00	0.00	0.00	370.88	0.00	0.00	0.00	0.00	196.00	0.00	0.00	248
249	09/05/2017	P	0.00	40.00	0.00	370.88	0.00	0.00	0.00	0.00	196.00	0.00	0.00	249
250	09/30/2017	M	0.00	0.00	8.96	379.84	0.00	0.00	0.00	0.00	196.00	0.00	0.00	250
251	10/01/2017	O	40.00	0.00	0.00	379.84	0.00	0.00	0.00	0.00	196.00	0.00	0.00	251

Event Date	Event Type	Current Amount Due	NCP Paid	Unjudicated Interest (On UA)		Unjudicated Interest (On AA)		Adjudicated Interest		Unjudicated Penalty		Adjudicated Penalty		
				Adjust Amount	Running Balance	Adjust Amount	Running Balance	Adjust Amount	Running Balance	Adjust Amount	Running Balance	Adjust Amount	Running Balance	
252 10/04/2017	P	0.00	40.00	0.00	379.84	0.00	0.00	0.00	0.00	0.00	196.00	0.00	0.00	252
253 10/31/2017	M	0.00	0.00	8.96	388.80	0.00	0.00	0.00	0.00	0.00	196.00	0.00	0.00	253
254 11/01/2017	O	40.00	0.00	0.00	388.80	0.00	0.00	0.00	0.00	0.00	196.00	0.00	0.00	254
255 11/06/2017	P	0.00	40.00	0.00	388.80	0.00	0.00	0.00	0.00	0.00	196.00	0.00	0.00	255
256 11/30/2017	M	0.00	0.00	8.96	397.76	0.00	0.00	0.00	0.00	0.00	196.00	0.00	0.00	256
257 12/01/2017	O	40.00	0.00	0.00	397.76	0.00	0.00	0.00	0.00	0.00	196.00	0.00	0.00	257
258 12/04/2017	P	0.00	40.00	0.00	397.76	0.00	0.00	0.00	0.00	0.00	196.00	0.00	0.00	258
259 12/31/2017	M	0.00	0.00	8.96	406.72	0.00	0.00	0.00	0.00	0.00	196.00	0.00	0.00	259
260 01/01/2018	O	40.00	0.00	0.00	406.72	0.00	0.00	0.00	0.00	0.00	196.00	0.00	0.00	260
261 01/04/2018	P	0.00	40.00	0.00	406.72	0.00	0.00	0.00	0.00	0.00	196.00	0.00	0.00	261
262 01/31/2018	M	0.00	0.00	9.32	416.04	0.00	0.00	0.00	0.00	0.00	196.00	0.00	0.00	262
263 02/01/2018	O	40.00	0.00	0.00	416.04	0.00	0.00	0.00	0.00	0.00	196.00	0.00	0.00	263
264 02/05/2018	P	0.00	40.00	0.00	416.04	0.00	0.00	0.00	0.00	0.00	196.00	0.00	0.00	264
265 02/28/2018	M	0.00	0.00	9.32	425.36	0.00	0.00	0.00	0.00	0.00	196.00	0.00	0.00	265
266 03/01/2018	O	40.00	0.00	0.00	425.36	0.00	0.00	0.00	0.00	0.00	196.00	0.00	0.00	266
267 03/05/2018	P	0.00	40.00	0.00	425.36	0.00	0.00	0.00	0.00	0.00	196.00	0.00	0.00	267
268 03/31/2018	M	0.00	0.00	9.32	434.68	0.00	0.00	0.00	0.00	0.00	196.00	0.00	0.00	268
269 04/01/2018	O	40.00	0.00	0.00	434.68	0.00	0.00	0.00	0.00	0.00	196.00	0.00	0.00	269
270 04/04/2018	P	0.00	40.00	0.00	434.68	0.00	0.00	0.00	0.00	0.00	196.00	0.00	0.00	270
271 04/30/2018	M	0.00	0.00	9.32	444.00	0.00	0.00	0.00	0.00	0.00	196.00	0.00	0.00	271
272 05/01/2018	O	40.00	0.00	0.00	444.00	0.00	0.00	0.00	0.00	0.00	196.00	0.00	0.00	272
273 05/03/2018	P	0.00	40.00	0.00	444.00	0.00	0.00	0.00	0.00	0.00	196.00	0.00	0.00	273
274 05/31/2018	M	0.00	0.00	9.32	453.32	0.00	0.00	0.00	0.00	0.00	196.00	0.00	0.00	274
275 06/01/2018	O	40.00	0.00	0.00	453.32	0.00	0.00	0.00	0.00	0.00	196.00	0.00	0.00	275
276 06/04/2018	P	0.00	40.00	0.00	453.32	0.00	0.00	0.00	0.00	0.00	196.00	0.00	0.00	276
277 06/30/2018	M	0.00	0.00	9.32	462.64	0.00	0.00	0.00	0.00	0.00	196.00	0.00	0.00	277
278 07/01/2018	O	40.00	0.00	0.00	462.64	0.00	0.00	0.00	0.00	0.00	196.00	0.00	0.00	278
279 07/05/2018	P	0.00	40.00	0.00	462.64	0.00	0.00	0.00	0.00	0.00	196.00	0.00	0.00	279
280 07/31/2018	M	0.00	0.00	10.03	472.67	0.00	0.00	0.00	0.00	0.00	196.00	0.00	0.00	280
281 08/01/2018	O	40.00	0.00	0.00	472.67	0.00	0.00	0.00	0.00	0.00	196.00	0.00	0.00	281
282 08/06/2018	P	0.00	40.00	0.00	472.67	0.00	0.00	0.00	0.00	0.00	196.00	0.00	0.00	282
283 08/31/2018	M	0.00	0.00	10.03	482.70	0.00	0.00	0.00	0.00	0.00	196.00	0.00	0.00	283
284 09/01/2018	O	40.00	0.00	0.00	482.70	0.00	0.00	0.00	0.00	0.00	196.00	0.00	0.00	284

Event Date	Event Type	Current Amount Due	NCP Paid	Unadjudicated Interest (On UA)		Unadjudicated Interest (On AA)		Adjudicated Interest		Unadjudicated Penalty		Adjudicated Penalty	
				Adjust Amount	Running Balance	Adjust Amount	Running Balance	Adjust Amount	Running Balance	Adjust Amount	Running Balance	Adjust Amount	Running Balance
285	09/04/2018	P	0.00	40.00	0.00	482.70	0.00	0.00	0.00	0.00	196.00	0.00	0.00
286	09/30/2018	M	0.00	0.00	10.03	492.73	0.00	0.00	0.00	0.00	196.00	0.00	0.00
287	10/01/2018	O	40.00	0.00	0.00	492.73	0.00	0.00	0.00	0.00	196.00	0.00	0.00
288	10/04/2018	P	0.00	40.00	0.00	492.73	0.00	0.00	0.00	0.00	196.00	0.00	0.00
289	10/31/2018	M	0.00	0.00	10.03	502.76	0.00	0.00	0.00	0.00	196.00	0.00	0.00
290	11/01/2018	O	40.00	0.00	0.00	502.76	0.00	0.00	0.00	0.00	196.00	0.00	0.00
291	11/05/2018	P	0.00	40.00	0.00	502.76	0.00	0.00	0.00	0.00	196.00	0.00	0.00
292	11/30/2018	M	0.00	0.00	10.03	512.79	0.00	0.00	0.00	0.00	196.00	0.00	0.00
293	12/01/2018	O	40.00	0.00	0.00	512.79	0.00	0.00	0.00	0.00	196.00	0.00	0.00
294	12/04/2018	P	0.00	40.00	0.00	512.79	0.00	0.00	0.00	0.00	196.00	0.00	0.00
295	12/31/2018	M	0.00	0.00	10.03	522.82	0.00	0.00	0.00	0.00	196.00	0.00	0.00
296	01/01/2019	O	40.00	0.00	0.00	522.82	0.00	0.00	0.00	0.00	196.00	0.00	0.00
297	01/04/2019	P	0.00	40.00	0.00	522.82	0.00	0.00	0.00	0.00	196.00	0.00	0.00
298	01/31/2019	M	0.00	0.00	10.75	533.57	0.00	0.00	0.00	0.00	196.00	0.00	0.00
299	02/01/2019	O	40.00	0.00	0.00	533.57	0.00	0.00	0.00	0.00	196.00	0.00	0.00
300	02/04/2019	P	0.00	40.00	0.00	533.57	0.00	0.00	0.00	0.00	196.00	0.00	0.00
301	02/28/2019	M	0.00	0.00	10.75	544.32	0.00	0.00	0.00	0.00	196.00	0.00	0.00
302	03/01/2019	O	40.00	0.00	0.00	544.32	0.00	0.00	0.00	0.00	196.00	0.00	0.00
303	03/04/2019	P	0.00	40.00	0.00	544.32	0.00	0.00	0.00	0.00	196.00	0.00	0.00
304	03/31/2019	M	0.00	0.00	10.75	555.07	0.00	0.00	0.00	0.00	196.00	0.00	0.00
305	04/01/2019	O	40.00	0.00	0.00	555.07	0.00	0.00	0.00	0.00	196.00	0.00	0.00
306	04/04/2019	P	0.00	40.00	0.00	555.07	0.00	0.00	0.00	0.00	196.00	0.00	0.00
307	04/30/2019	M	0.00	0.00	10.75	565.82	0.00	0.00	0.00	0.00	196.00	0.00	0.00
308	05/01/2019	O	40.00	0.00	0.00	565.82	0.00	0.00	0.00	0.00	196.00	0.00	0.00
309	05/06/2019	P	0.00	40.00	0.00	565.82	0.00	0.00	0.00	0.00	196.00	0.00	0.00
310	05/31/2019	M	0.00	0.00	10.75	576.57	0.00	0.00	0.00	0.00	196.00	0.00	0.00
311	06/01/2019	O	40.00	0.00	0.00	576.57	0.00	0.00	0.00	0.00	196.00	0.00	0.00
312	06/04/2019	P	0.00	40.00	0.00	576.57	0.00	0.00	0.00	0.00	196.00	0.00	0.00
313	06/30/2019	M	0.00	0.00	10.75	587.32	0.00	0.00	0.00	0.00	196.00	0.00	0.00
314	07/01/2019	O	40.00	0.00	0.00	587.32	0.00	0.00	0.00	0.00	196.00	0.00	0.00
315	07/05/2019	P	0.00	40.00	0.00	587.32	0.00	0.00	0.00	0.00	196.00	0.00	0.00
316	07/31/2019	M	0.00	0.00	10.75	598.07	0.00	0.00	0.00	0.00	196.00	0.00	0.00
317	08/01/2019	O	40.00	0.00	0.00	598.07	0.00	0.00	0.00	0.00	196.00	0.00	0.00



Event Date	Event Type	Current Amount Due	NCP Paid	Unjudicated Interest (On UA)		Unjudicated Interest (On AA)		Adjudicated Interest		Unjudicated Penalty		Adjudicated Penalty		
				Adjust Amount	Running Balance	Adjust Amount	Running Balance	Adjust Amount	Running Balance	Adjust Amount	Running Balance	Adjust Amount	Running Balance	
318 08/05/2019	P	0.00	40.00	0.00	598.07	0.00	0.00	0.00	0.00	0.00	196.00	0.00	0.00	318
319 08/31/2019	M	0.00	0.00	10.75	608.82	0.00	0.00	0.00	0.00	0.00	196.00	0.00	0.00	319
320 09/01/2019	O	40.00	0.00	0.00	608.82	0.00	0.00	0.00	0.00	0.00	196.00	0.00	0.00	320
321 09/04/2019	P	0.00	40.00	0.00	608.82	0.00	0.00	0.00	0.00	0.00	196.00	0.00	0.00	321
322 09/30/2019	M	0.00	0.00	10.75	619.57	0.00	0.00	0.00	0.00	0.00	196.00	0.00	0.00	322
<b>Totals:</b>		\$4960.00	\$3253.55	\$0.00	\$619.57	\$0.00	\$0.00	\$0.00	\$0.00	\$0.00	\$196.00	\$0.00	\$0.00	

**Total Unjudicated Interest on UA: \$619.57**  
**Total Unjudicated Interest on AA: \$0.00**  
**Total Adjudicated Interest: \$0.00**  
**Total Interest: \$619.57**

**Total Unjudicated Penalty: \$196.00**  
**Total Adjudicated Penalty: \$0.00**  
**Total Penalty: \$196.00**

**Total Arrears: \$1720.00**  
**Total Interest: \$619.57**  
**Total Penalty: \$196.00**  
**Grand Total: \$2535.57**

**Custodian Financial Audit** (part 1 of 2)

Run Date: 10/10/2019  
Run Time: 09:16 AM

NCP Name: Errington, James  
CST Name: Servantes, Jessica

Case ID: 746158000A  
Docket#: 09-UR-0026  
Prepared By: AMMATOVI  
Last Updated By: AMMATOVI

Office: 03  
Prepared By Date: 10/10/2019  
Last Updated By Date: 10/10/2019

Provision Type: Child Support

	Event Date	Event Type	Current Amount Due	NCP Paid	Unadjudicated Arrears		Adjudicated Arrears		
					Adjustment Amount	Running Balance	Adjustment Amount	Running Balance	
1	06/01/2009	J	0.00	0.00	0.00	0.00	0.00	0.00	1
2	06/01/2009	O	200.00	0.00	200.00	200.00	0.00	0.00	2
3	06/30/2009	M	0.00	0.00	0.00	200.00	0.00	0.00	3
4	07/01/2009	O	200.00	0.00	200.00	400.00	0.00	0.00	4
5	07/20/2009	P	0.00	55.38	-55.38	344.62	0.00	0.00	5
6	07/27/2009	P	0.00	55.38	-55.38	289.24	0.00	0.00	6
7	07/31/2009	M	0.00	0.00	0.00	289.24	0.00	0.00	7
8	08/01/2009	O	200.00	0.00	200.00	489.24	0.00	0.00	8
9	08/03/2009	P	0.00	55.38	-55.38	433.86	0.00	0.00	9
10	08/10/2009	P	0.00	55.38	-55.38	378.48	0.00	0.00	10
11	08/17/2009	P	0.00	55.38	-55.38	323.10	0.00	0.00	11
12	08/24/2009	P	0.00	33.86	-33.86	289.24	0.00	0.00	12
13	08/31/2009	P	0.00	36.90	-36.90	252.34	0.00	0.00	13
14	08/31/2009	M	0.00	0.00	0.00	252.34	0.00	0.00	14
15	09/01/2009	O	200.00	0.00	200.00	452.34	0.00	0.00	15
16	09/01/2009	P	0.00	55.38	-55.38	396.96	0.00	0.00	16
17	09/14/2009	P	0.00	55.38	-55.38	341.58	0.00	0.00	17
18	09/21/2009	P	0.00	55.38	-55.38	286.20	0.00	0.00	18
19	09/28/2009	P	0.00	33.86	-33.86	252.34	0.00	0.00	19
20	09/30/2009	M	0.00	0.00	0.00	252.34	0.00	0.00	20
21	10/01/2009	O	200.00	0.00	200.00	452.34	0.00	0.00	21

A

Event Date	Event Type	Current Amount Due	NCP Paid	Unjudicated Arrears		Judicated Arrears		
				Adjustment Amount	Running Balance	Adjustment Amount	Running Balance	
22	10/01/2009	P	0.00	55.38	-55.38	396.96	0.00	22
23	10/12/2009	P	0.00	55.38	-55.38	341.58	0.00	23
24	10/19/2009	P	0.00	55.38	-55.38	286.20	0.00	24
25	10/26/2009	P	0.00	33.86	-33.86	252.34	0.00	25
26	10/31/2009	M	0.00	0.00	0.00	252.34	0.00	26
27	11/01/2009	O	200.00	0.00	200.00	452.34	0.00	27
28	11/03/2009	P	0.00	55.38	-55.38	396.96	0.00	28
29	11/09/2009	P	0.00	55.38	-55.38	341.58	0.00	29
30	11/16/2009	P	0.00	55.38	-55.38	286.20	0.00	30
31	11/23/2009	P	0.00	33.86	-33.86	252.34	0.00	31
32	11/30/2009	P	0.00	36.90	-36.90	215.44	0.00	32
33	11/30/2009	M	0.00	0.00	0.00	215.44	0.00	33
34	12/01/2009	O	200.00	0.00	200.00	415.44	0.00	34
35	12/01/2009	P	0.00	55.38	-55.38	360.06	0.00	35
36	12/14/2009	P	0.00	55.38	-55.38	304.68	0.00	36
37	12/21/2009	P	0.00	16.00	-16.00	288.68	0.00	37
38	12/28/2009	P	0.00	55.38	-55.38	233.30	0.00	38
39	12/31/2009	M	0.00	0.00	0.00	233.30	0.00	39
40	01/01/2010	O	200.00	0.00	200.00	433.30	0.00	40
41	01/04/2010	P	0.00	55.38	-55.38	377.92	0.00	41
42	01/11/2010	P	0.00	55.38	-55.38	322.54	0.00	42
43	01/19/2010	P	0.00	55.38	-55.38	267.16	0.00	43
44	01/25/2010	P	0.00	33.86	-33.86	233.30	0.00	44
45	01/31/2010	M	0.00	0.00	0.00	233.30	0.00	45
46	02/01/2010	O	200.00	0.00	200.00	433.30	0.00	46
47	02/02/2010	P	0.00	55.38	-55.38	377.92	0.00	47
48	02/08/2010	P	0.00	55.38	-55.38	322.54	0.00	48
49	02/16/2010	P	0.00	55.38	-55.38	267.16	0.00	49
50	02/22/2010	P	0.00	33.86	-33.86	233.30	0.00	50
51	02/28/2010	P	0.00	433.08	-433.08	199.78	0.00	51
52	03/01/2010	O	200.00	0.00	200.00	0.22	0.00	52
53	03/01/2010	P	0.00	55.38	-55.38	-55.16	0.00	53
54	03/08/2010	P	0.00	55.38	-55.38	-110.54	0.00	54
55	03/15/2010	P	0.00	55.38	-55.38	-165.92	0.00	55

Event Date	Event Type	Current Amount Due	NCP Paid	Unadjudicated Arrears		Adjudicated Arrears			
				Adjustment Amount	Running Balance	Adjustment Amount	Running Balance		
56	03/22/2010	P	0.00	33.86	-33.86	-199.78	0.00	0.00	56
57	03/29/2010	P	0.00	20.47	-9.76	-209.54	0.00	0.00	57
58	04/01/2010	O	200.00	0.00	200.00	-9.54	0.00	0.00	58
59	04/01/2010	P	0.00	55.38	-55.38	-64.92	0.00	0.00	59
60	04/12/2010	P	0.00	55.38	-55.38	-120.30	0.00	0.00	60
61	04/19/2010	P	0.00	55.38	-55.38	-175.68	0.00	0.00	61
62	04/26/2010	P	0.00	33.86	-33.86	-209.54	0.00	0.00	62
63	05/01/2010	O	200.00	0.00	200.00	-9.54	0.00	0.00	63
64	05/03/2010	P	0.00	47.00	-47.00	-56.54	0.00	0.00	64
65	05/10/2010	P	0.00	347.18	-347.18	-403.72	0.00	0.00	65
66	05/24/2010	P	0.00	55.38	-55.38	-459.10	0.00	0.00	66
67	06/01/2010	O	200.00	0.00	200.00	-259.10	0.00	0.00	67
68	06/01/2010	P	0.00	55.38	-55.38	-314.48	0.00	0.00	68
69	06/07/2010	P	0.00	55.38	-55.38	-369.86	0.00	0.00	69
70	06/14/2010	P	0.00	55.38	-55.38	-425.24	0.00	0.00	70
71	06/21/2010	P	0.00	33.86	-33.86	-459.10	0.00	0.00	71
72	06/28/2010	P	0.00	36.90	-36.90	-496.00	0.00	0.00	72
73	07/01/2010	O	200.00	0.00	200.00	-296.00	0.00	0.00	73
74	07/01/2010	P	0.00	55.38	-55.38	-351.38	0.00	0.00	74
75	07/12/2010	P	0.00	55.38	-55.38	-406.76	0.00	0.00	75
76	07/19/2010	P	0.00	55.38	-55.38	-462.14	0.00	0.00	76
77	07/25/2010	P	0.00	33.86	-33.86	-496.00	0.00	0.00	77
78	08/01/2010	O	200.00	0.00	200.00	-296.00	0.00	0.00	78
79	08/02/2010	P	0.00	55.38	-55.38	-351.38	0.00	0.00	79
80	08/09/2010	P	0.00	55.38	-55.38	-406.76	0.00	0.00	80
81	08/16/2010	P	0.00	55.38	-55.38	-462.14	0.00	0.00	81
82	08/23/2010	P	0.00	33.86	-33.86	-496.00	0.00	0.00	82
83	08/29/2010	P	0.00	10.04	-10.04	-506.04	0.00	0.00	83
84	09/01/2010	O	200.00	0.00	200.00	-306.04	0.00	0.00	84
85	09/01/2010	P	0.00	55.38	-55.38	-361.42	0.00	0.00	85
86	09/13/2010	P	0.00	55.38	-55.38	-416.80	0.00	0.00	86
87	09/20/2010	P	0.00	55.38	-55.38	-472.18	0.00	0.00	87
88	09/27/2010	P	0.00	33.86	-33.86	-506.04	0.00	0.00	88
89	10/01/2010	O	200.00	0.00	200.00	-306.04	0.00	0.00	89

	Event Date	Event Type	Current Amount Due	NCP Paid	Unadjudicated Arrears		Adjudicated Arrears		
					Adjustment Amount	Running Balance	Adjustment Amount	Running Balance	
90	10/01/2010	P	0.00	55.38	-55.38	-361.42	0.00	0.00	90
91	10/11/2010	P	0.00	55.38	-55.38	-416.80	0.00	0.00	91
92	10/18/2010	P	0.00	55.38	-55.38	-472.18	0.00	0.00	92
93	10/25/2010	P	0.00	33.86	-33.86	-506.04	0.00	0.00	93
94	11/01/2010	O	200.00	0.00	200.00	-306.04	0.00	0.00	94
95	11/01/2010	P	0.00	55.38	-55.38	-361.42	0.00	0.00	95
96	11/08/2010	P	0.00	55.38	-55.38	-416.80	0.00	0.00	96
97	11/15/2010	P	0.00	55.38	-55.38	-472.18	0.00	0.00	97
98	11/22/2010	P	0.00	33.86	-33.86	-506.04	0.00	0.00	98
99	12/01/2010	O	200.00	0.00	200.00	-306.04	0.00	0.00	99
100	12/01/2010	P	0.00	55.38	-55.38	-361.42	0.00	0.00	100
101	12/13/2010	P	0.00	55.38	-55.38	-416.80	0.00	0.00	101
102	12/20/2010	P	0.00	55.38	-55.38	-472.18	0.00	0.00	102
103	12/27/2010	P	0.00	33.86	-33.86	-506.04	0.00	0.00	103
104	01/01/2011	O	200.00	0.00	200.00	-306.04	0.00	0.00	104
105	01/03/2011	P	0.00	55.38	-55.38	-361.42	0.00	0.00	105
106	01/10/2011	P	0.00	55.38	-55.38	-416.80	0.00	0.00	106
107	01/18/2011	P	0.00	55.38	-55.38	-472.18	0.00	0.00	107
108	01/24/2011	P	0.00	33.86	-33.86	-506.04	0.00	0.00	108
109	01/31/2011	P	0.00	18.36	-18.36	-524.40	0.00	0.00	109
110	02/04/2011	O	200.00	0.00	200.00	-324.40	0.00	0.00	110
111	02/04/2011	P	0.00	55.38	-55.38	-379.78	0.00	0.00	111
112	02/14/2011	P	0.00	55.38	-55.38	-435.16	0.00	0.00	112
113	02/22/2011	P	0.00	55.38	-55.38	-490.54	0.00	0.00	113
114	02/28/2011	P	0.00	33.86	-33.86	-524.40	0.00	0.00	114
115	03/01/2011	O	200.00	0.00	200.00	-324.40	0.00	0.00	115
116	03/01/2011	P	0.00	55.38	-55.38	-379.78	0.00	0.00	116
117	03/14/2011	P	0.00	55.38	-55.38	-435.16	0.00	0.00	117
118	03/21/2011	P	0.00	55.38	-55.38	-490.54	0.00	0.00	118
119	03/28/2011	P	0.00	33.86	-33.86	-524.40	0.00	0.00	119
120	04/01/2011	O	200.00	0.00	200.00	-324.40	0.00	0.00	120
121	04/01/2011	P	0.00	49.50	-49.50	-373.90	0.00	0.00	121
122	05/01/2011	O	200.00	0.00	200.00	-173.90	0.00	0.00	122
123	06/01/2011	O	200.00	0.00	200.00	26.10	0.00	0.00	123

Event Date	Event Type	Current Amount Due	NCP Paid	Unadjudicated Arrears		Adjudicated Arrears		
				Adjustment Amount	Running Balance	Adjustment Amount	Running Balance	
124	06/30/2011	M	0.00	0.00	26.10	0.00	0.00	124
125	07/01/2011	O	200.00	200.00	226.10	0.00	0.00	125
126	07/31/2011	M	0.00	0.00	226.10	0.00	0.00	126
127	08/01/2011	O	200.00	200.00	426.10	0.00	0.00	127
128	08/31/2011	M	0.00	0.00	426.10	0.00	0.00	128
129	09/01/2011	O	200.00	200.00	626.10	0.00	0.00	129
130	09/30/2011	M	0.00	0.00	626.10	0.00	0.00	130
131	10/01/2011	O	200.00	200.00	826.10	0.00	0.00	131
132	10/24/2011	P	0.00	-120.00	706.10	0.00	0.00	132
133	10/31/2011	M	0.00	0.00	706.10	0.00	0.00	133
134	11/01/2011	O	200.00	200.00	906.10	0.00	0.00	134
135	11/07/2011	P	0.00	-120.00	786.10	0.00	0.00	135
136	11/21/2011	P	0.00	-80.00	706.10	0.00	0.00	136
137	11/30/2011	M	0.00	0.00	706.10	0.00	0.00	137
138	12/01/2011	O	200.00	200.00	906.10	0.00	0.00	138
139	12/05/2011	P	0.00	-120.00	786.10	0.00	0.00	139
140	12/19/2011	P	0.00	-80.00	706.10	0.00	0.00	140
141	12/31/2011	M	0.00	0.00	706.10	0.00	0.00	141
142	01/01/2012	O	200.00	200.00	906.10	0.00	0.00	142
143	01/04/2012	P	0.00	-120.00	786.10	0.00	0.00	143
144	01/17/2012	P	0.00	-80.00	706.10	0.00	0.00	144
145	01/30/2012	P	0.00	-706.10	0.00	0.00	0.00	145
146	02/01/2012	O	200.00	200.00	200.00	0.00	0.00	146
147	02/29/2012	M	0.00	0.00	200.00	0.00	0.00	147
148	03/01/2012	O	200.00	200.00	400.00	0.00	0.00	148
149	03/31/2012	M	0.00	0.00	400.00	0.00	0.00	149
150	04/01/2012	O	200.00	200.00	600.00	0.00	0.00	150
151	04/30/2012	M	0.00	0.00	600.00	0.00	0.00	151
152	05/01/2012	O	200.00	200.00	800.00	0.00	0.00	152
153	05/31/2012	M	0.00	0.00	800.00	0.00	0.00	153
154	06/01/2012	O	200.00	200.00	1000.00	0.00	0.00	154
155	06/30/2012	M	0.00	0.00	1000.00	0.00	0.00	155
156	07/01/2012	O	200.00	200.00	1200.00	0.00	0.00	156
157	07/31/2012	M	0.00	0.00	1200.00	0.00	0.00	157

Event Date	Event Type	Current Amount Due	NCP Paid	Unadjudicated Arrears		Adjudicated Arrears		
				Adjustment Amount	Running Balance	Adjustment Amount	Running Balance	
158	08/01/2012	O	200.00	0.00	200.00	1400.00	0.00	158
159	08/31/2012	M	0.00	0.00	0.00	1400.00	0.00	159
160	09/01/2012	O	200.00	0.00	200.00	1600.00	0.00	160
161	09/30/2012	M	0.00	0.00	0.00	1600.00	0.00	161
162	10/01/2012	O	200.00	0.00	200.00	1800.00	0.00	162
163	10/31/2012	M	0.00	0.00	0.00	1800.00	0.00	163
164	11/01/2012	O	200.00	0.00	200.00	2000.00	0.00	164
165	11/30/2012	M	0.00	0.00	0.00	2000.00	0.00	165
166	12/01/2012	O	200.00	0.00	200.00	2200.00	0.00	166
167	12/31/2012	M	0.00	0.00	0.00	2200.00	0.00	167
168	01/01/2013	O	200.00	0.00	200.00	2400.00	0.00	168
169	01/31/2013	M	0.00	0.00	0.00	2400.00	0.00	169
170	02/01/2013	O	200.00	0.00	200.00	2600.00	0.00	170
171	02/28/2013	M	0.00	0.00	0.00	2600.00	0.00	171
172	03/01/2013	O	200.00	0.00	200.00	2800.00	0.00	172
173	03/31/2013	M	0.00	0.00	0.00	2800.00	0.00	173
174	04/01/2013	O	200.00	0.00	200.00	3000.00	0.00	174
175	04/30/2013	M	0.00	0.00	0.00	3000.00	0.00	175
176	05/01/2013	O	200.00	0.00	200.00	3200.00	0.00	176
177	05/31/2013	M	0.00	0.00	0.00	3200.00	0.00	177
178	06/01/2013	O	200.00	0.00	200.00	3400.00	0.00	178
179	06/30/2013	M	0.00	0.00	0.00	3400.00	0.00	179
180	07/01/2013	O	200.00	0.00	200.00	3600.00	0.00	180
181	07/31/2013	M	0.00	0.00	0.00	3600.00	0.00	181
182	08/01/2013	O	200.00	0.00	200.00	3800.00	0.00	182
183	08/31/2013	M	0.00	0.00	0.00	3800.00	0.00	183
184	09/01/2013	O	200.00	0.00	200.00	4000.00	0.00	184
185	09/30/2013	M	0.00	0.00	0.00	4000.00	0.00	185
186	10/01/2013	O	200.00	0.00	200.00	4200.00	0.00	186
187	10/31/2013	M	0.00	0.00	0.00	4200.00	0.00	187
188	11/01/2013	O	200.00	0.00	200.00	4400.00	0.00	188
189	11/30/2013	M	0.00	0.00	0.00	4400.00	0.00	189
190	12/01/2013	O	200.00	0.00	200.00	4600.00	0.00	190
191	12/31/2013	M	0.00	0.00	0.00	4600.00	0.00	191

Event Date	Event Type	Current Amount Due	NCP Paid	Unadjudicated Arrears		Adjudicated Arrears		
				Adjustment Amount	Running Balance	Adjustment Amount	Running Balance	
192	01/01/2014	O	200.00	200.00	4800.00	0.00	0.00	192
193	01/31/2014	M	0.00	0.00	4800.00	0.00	0.00	193
194	02/01/2014	O	200.00	200.00	5000.00	0.00	0.00	194
195	02/28/2014	M	0.00	0.00	5000.00	0.00	0.00	195
196	03/01/2014	O	200.00	200.00	5200.00	0.00	0.00	196
197	03/31/2014	M	0.00	0.00	5200.00	0.00	0.00	197
198	04/01/2014	O	200.00	200.00	5400.00	0.00	0.00	198
199	04/30/2014	M	0.00	0.00	5400.00	0.00	0.00	199
200	05/01/2014	O	200.00	200.00	5600.00	0.00	0.00	200
201	05/31/2014	M	0.00	0.00	5600.00	0.00	0.00	201
202	06/01/2014	O	200.00	200.00	5800.00	0.00	0.00	202
203	06/30/2014	M	0.00	0.00	5800.00	0.00	0.00	203
204	07/01/2014	O	200.00	200.00	6000.00	0.00	0.00	204
205	07/31/2014	M	0.00	0.00	6000.00	0.00	0.00	205
206	08/01/2014	O	200.00	200.00	6200.00	0.00	0.00	206
207	08/31/2014	M	0.00	0.00	6200.00	0.00	0.00	207
208	09/01/2014	O	200.00	200.00	6400.00	0.00	0.00	208
209	09/30/2014	M	0.00	0.00	6400.00	0.00	0.00	209
210	10/01/2014	O	200.00	200.00	6600.00	0.00	0.00	210
211	10/31/2014	M	0.00	0.00	6600.00	0.00	0.00	211
212	11/01/2014	O	200.00	200.00	6800.00	0.00	0.00	212
213	11/30/2014	M	0.00	0.00	6800.00	0.00	0.00	213
214	12/01/2014	O	200.00	200.00	7000.00	0.00	0.00	214
215	12/31/2014	M	0.00	0.00	7000.00	0.00	0.00	215
216	01/01/2015	O	200.00	200.00	7200.00	0.00	0.00	216
217	01/31/2015	M	0.00	0.00	7200.00	0.00	0.00	217
218	02/01/2015	O	200.00	200.00	7400.00	0.00	0.00	218
219	02/28/2015	M	0.00	0.00	7400.00	0.00	0.00	219
220	03/01/2015	O	200.00	200.00	7600.00	0.00	0.00	220
221	03/31/2015	M	0.00	0.00	7600.00	0.00	0.00	221
222	04/01/2015	O	200.00	200.00	7800.00	0.00	0.00	222
223	04/01/2015	P	0.00	-52.00	7748.00	0.00	0.00	223
224	04/30/2015	M	0.00	0.00	7748.00	0.00	0.00	224
225	05/01/2015	O	200.00	200.00	7948.00	0.00	0.00	225



Event Date	Event Type	Current Amount Due	NCP Paid	Unadjudicated Arrears		Adjudicated Arrears		
				Adjustment Amount	Running Balance	Adjustment Amount	Running Balance	
226	05/01/2015	P	0.00	52.00	-52.00	7896.00	0.00	226
227	05/31/2015	M	0.00	0.00	0.00	7896.00	0.00	227
228	06/01/2015	O	200.00	0.00	200.00	8096.00	0.00	228
229	06/01/2015	P	0.00	52.00	-52.00	8044.00	0.00	229
230	06/30/2015	M	0.00	0.00	0.00	8044.00	0.00	230
231	07/01/2015	O	200.00	0.00	200.00	8244.00	0.00	231
232	07/01/2015	P	0.00	52.00	-52.00	8192.00	0.00	232
233	07/31/2015	M	0.00	0.00	0.00	8192.00	0.00	233
234	08/01/2015	O	200.00	0.00	200.00	8392.00	0.00	234
235	08/01/2015	P	0.00	52.00	-52.00	8340.00	0.00	235
236	08/31/2015	M	0.00	0.00	0.00	8340.00	0.00	236
237	09/01/2015	O	200.00	0.00	200.00	8540.00	0.00	237
238	09/01/2015	P	0.00	52.00	-52.00	8488.00	0.00	238
239	09/04/2015	P	0.00	222.00	-222.00	8266.00	0.00	239
240	09/30/2015	M	0.00	0.00	0.00	8266.00	0.00	240
241	10/01/2015	O	200.00	0.00	200.00	8466.00	0.00	241
242	10/01/2015	P	0.00	52.00	-52.00	8414.00	0.00	242
243	10/05/2015	P	0.00	222.00	-222.00	8192.00	0.00	243
244	10/31/2015	M	0.00	0.00	0.00	8192.00	0.00	244
245	11/01/2015	O	200.00	0.00	200.00	8392.00	0.00	245
246	11/01/2015	P	0.00	52.00	-52.00	8340.00	0.00	246
247	11/04/2015	P	0.00	222.00	-222.00	8118.00	0.00	247
248	11/30/2015	M	0.00	0.00	0.00	8118.00	0.00	248
249	12/01/2015	O	200.00	0.00	200.00	8318.00	0.00	249
250	12/01/2015	P	0.00	52.00	-52.00	8266.00	0.00	250
251	12/04/2015	P	0.00	222.00	-222.00	8044.00	0.00	251
252	12/31/2015	M	0.00	0.00	0.00	8044.00	0.00	252
253	01/01/2016	O	200.00	0.00	200.00	8244.00	0.00	253
254	01/01/2016	P	0.00	222.00	-222.00	8022.00	0.00	254
255	01/01/2016	P	0.00	52.00	-52.00	7970.00	0.00	255
256	01/31/2016	M	0.00	0.00	0.00	7970.00	0.00	256
257	02/01/2016	O	200.00	0.00	200.00	8170.00	0.00	257
258	02/01/2016	P	0.00	52.00	-52.00	8118.00	0.00	258
259	02/04/2016	P	0.00	222.00	-222.00	7896.00	0.00	259

Event Date	Event Type	Current Amount Due	NCP Paid	Unadjudicated Arrears		Adjudicated Arrears	
				Adjustment Amount	Running Balance	Adjustment Amount	Running Balance
260	02/29/2016	M	0.00	0.00	7896.00	0.00	260
261	03/01/2016	O	200.00	200.00	8096.00	0.00	261
262	03/01/2016	P	0.00	-52.00	8044.00	0.00	262
263	03/04/2016	P	0.00	-222.00	7822.00	0.00	263
264	03/31/2016	M	0.00	0.00	7822.00	0.00	264
265	04/01/2016	O	200.00	200.00	8022.00	0.00	265
266	04/01/2016	P	0.00	-52.00	7970.00	0.00	266
267	04/04/2016	P	0.00	-222.00	7748.00	0.00	267
268	04/30/2016	M	0.00	0.00	7748.00	0.00	268
269	05/01/2016	O	200.00	200.00	7948.00	0.00	269
270	05/02/2016	P	0.00	-52.00	7896.00	0.00	270
271	05/04/2016	P	0.00	-222.00	7674.00	0.00	271
272	05/31/2016	M	0.00	0.00	7674.00	0.00	272
273	06/01/2016	O	200.00	200.00	7874.00	0.00	273
274	06/01/2016	P	0.00	-52.00	7822.00	0.00	274
275	06/06/2016	P	0.00	-170.00	7652.00	0.00	275
276	06/30/2016	M	0.00	0.00	7652.00	0.00	276
277	07/01/2016	O	200.00	200.00	7852.00	0.00	277
278	07/01/2016	P	0.00	-52.00	7800.00	0.00	278
279	07/05/2016	P	0.00	-170.00	7630.00	0.00	279
280	07/31/2016	M	0.00	0.00	7630.00	0.00	280
281	08/01/2016	O	200.00	200.00	7830.00	0.00	281
282	08/01/2016	P	0.00	-52.00	7778.00	0.00	282
283	08/04/2016	P	0.00	-170.00	7608.00	0.00	283
284	08/31/2016	M	0.00	0.00	7608.00	0.00	284
285	09/01/2016	O	200.00	200.00	7808.00	0.00	285
286	09/01/2016	P	0.00	-52.00	7756.00	0.00	286
287	09/06/2016	P	0.00	-170.00	7586.00	0.00	287
288	09/30/2016	M	0.00	0.00	7586.00	0.00	288
289	10/01/2016	O	200.00	200.00	7786.00	0.00	289
290	10/03/2016	P	0.00	-52.00	7734.00	0.00	290
291	10/04/2016	P	0.00	-170.00	7564.00	0.00	291
292	10/31/2016	M	0.00	0.00	7564.00	0.00	292
293	11/01/2016	O	200.00	200.00	7764.00	0.00	293

	Event Date	Event Type	Current Amount Due	NCP Paid	Unadjudicated Arrears		Adjudicated Arrears		
					Adjustment Amount	Running Balance	Adjustment Amount	Running Balance	
294	11/03/2016	P	0.00	52.00	-52.00	7712.00	0.00	0.00	294
295	11/04/2016	P	0.00	170.00	-170.00	7542.00	0.00	0.00	295
296	11/30/2016	M	0.00	0.00	0.00	7542.00	0.00	0.00	296
297	12/01/2016	O	200.00	0.00	200.00	7742.00	0.00	0.00	297
298	12/05/2016	P	0.00	52.00	-52.00	7690.00	0.00	0.00	298
299	12/05/2016	P	0.00	170.00	-170.00	7520.00	0.00	0.00	299
300	12/31/2016	M	0.00	0.00	0.00	7520.00	0.00	0.00	300
301	01/01/2017	O	200.00	0.00	200.00	7720.00	0.00	0.00	301
302	01/03/2017	P	0.00	52.00	-52.00	7668.00	0.00	0.00	302
303	01/04/2017	P	0.00	170.00	-170.00	7498.00	0.00	0.00	303
304	01/31/2017	M	0.00	0.00	0.00	7498.00	0.00	0.00	304
305	02/01/2017	O	200.00	0.00	200.00	7698.00	0.00	0.00	305
306	02/03/2017	P	0.00	52.00	-52.00	7646.00	0.00	0.00	306
307	02/06/2017	P	0.00	170.00	-170.00	7476.00	0.00	0.00	307
308	02/28/2017	M	0.00	0.00	0.00	7476.00	0.00	0.00	308
309	03/01/2017	O	200.00	0.00	200.00	7676.00	0.00	0.00	309
310	03/03/2017	P	0.00	52.00	-52.00	7624.00	0.00	0.00	310
311	03/06/2017	P	0.00	170.00	-170.00	7454.00	0.00	0.00	311
312	03/31/2017	M	0.00	0.00	0.00	7454.00	0.00	0.00	312
313	04/01/2017	O	200.00	0.00	200.00	7654.00	0.00	0.00	313
314	04/03/2017	P	0.00	52.00	-52.00	7602.00	0.00	0.00	314
315	04/04/2017	P	0.00	170.00	-170.00	7432.00	0.00	0.00	315
316	04/30/2017	M	0.00	0.00	0.00	7432.00	0.00	0.00	316
317	05/01/2017	O	200.00	0.00	200.00	7632.00	0.00	0.00	317
318	05/03/2017	P	0.00	52.00	-52.00	7580.00	0.00	0.00	318
319	05/04/2017	P	0.00	170.00	-170.00	7410.00	0.00	0.00	319
320	05/31/2017	M	0.00	0.00	0.00	7410.00	0.00	0.00	320
321	06/01/2017	O	200.00	0.00	200.00	7610.00	0.00	0.00	321
322	06/03/2017	P	0.00	52.00	-52.00	7558.00	0.00	0.00	322
323	06/05/2017	P	0.00	170.00	-170.00	7388.00	0.00	0.00	323
324	06/30/2017	M	0.00	0.00	0.00	7388.00	0.00	0.00	324
325	07/01/2017	O	200.00	0.00	200.00	7588.00	0.00	0.00	325
326	07/01/2017	P	0.00	52.00	-52.00	7536.00	0.00	0.00	326
327	07/05/2017	P	0.00	170.00	-170.00	7366.00	0.00	0.00	327

Event Date	Event Type	Current Amount Due	NCP Paid	Unadjudicated Arrears		Adjudicated Arrears	
				Adjustment Amount	Running Balance	Adjustment Amount	Running Balance
328	07/31/2017	M	0.00	0.00	7366.00	0.00	328
329	08/01/2017	O	200.00	200.00	7566.00	0.00	329
330	08/01/2017	P	0.00	-52.00	7514.00	0.00	330
331	08/04/2017	P	0.00	-170.00	7344.00	0.00	331
332	08/31/2017	M	0.00	0.00	7344.00	0.00	332
333	09/01/2017	O	200.00	200.00	7544.00	0.00	333
334	09/01/2017	P	0.00	-52.00	7492.00	0.00	334
335	09/05/2017	P	0.00	-170.00	7322.00	0.00	335
336	09/30/2017	M	0.00	0.00	7322.00	0.00	336
337	10/01/2017	O	200.00	200.00	7522.00	0.00	337
338	10/01/2017	P	0.00	-52.00	7470.00	0.00	338
339	10/04/2017	P	0.00	-170.00	7300.00	0.00	339
340	10/31/2017	M	0.00	0.00	7300.00	0.00	340
341	11/01/2017	O	200.00	200.00	7500.00	0.00	341
342	11/01/2017	P	0.00	-52.00	7448.00	0.00	342
343	11/06/2017	P	0.00	-170.00	7278.00	0.00	343
344	11/30/2017	M	0.00	0.00	7278.00	0.00	344
345	12/01/2017	O	200.00	200.00	7478.00	0.00	345
346	12/01/2017	P	0.00	-52.00	7426.00	0.00	346
347	12/04/2017	P	0.00	-170.00	7256.00	0.00	347
348	12/31/2017	M	0.00	0.00	7256.00	0.00	348
349	01/01/2018	O	200.00	200.00	7456.00	0.00	349
350	01/01/2018	P	0.00	-52.00	7404.00	0.00	350
351	01/04/2018	P	0.00	-170.00	7234.00	0.00	351
352	01/31/2018	M	0.00	0.00	7234.00	0.00	352
353	02/01/2018	O	200.00	200.00	7434.00	0.00	353
354	02/01/2018	P	0.00	-52.00	7382.00	0.00	354
355	02/05/2018	P	0.00	-170.00	7212.00	0.00	355
356	02/28/2018	M	0.00	0.00	7212.00	0.00	356
357	03/01/2018	O	200.00	200.00	7412.00	0.00	357
358	03/01/2018	P	0.00	-52.00	7360.00	0.00	358
359	03/05/2018	P	0.00	-170.00	7190.00	0.00	359
360	03/31/2018	M	0.00	0.00	7190.00	0.00	360
361	04/01/2018	O	200.00	200.00	7390.00	0.00	361

Event Date	Event Type	Current Amount Due	NCP Paid	Unadjudicated Arrears		Adjudicated Arrears			
				Adjustment Amount	Running Balance	Adjustment Amount	Running Balance		
362	04/01/2018	P	0.00	52.00	-52.00	7338.00	0.00	0.00	362
363	04/04/2018	P	0.00	170.00	-170.00	7168.00	0.00	0.00	363
364	04/30/2018	M	0.00	0.00	0.00	7168.00	0.00	0.00	364
365	05/01/2018	O	200.00	0.00	200.00	7368.00	0.00	0.00	365
366	05/01/2018	P	0.00	52.00	-52.00	7316.00	0.00	0.00	366
367	05/03/2018	P	0.00	170.00	-170.00	7146.00	0.00	0.00	367
368	05/31/2018	M	0.00	0.00	0.00	7146.00	0.00	0.00	368
369	06/01/2018	O	200.00	0.00	200.00	7346.00	0.00	0.00	369
370	06/01/2018	P	0.00	52.00	-52.00	7294.00	0.00	0.00	370
371	06/04/2018	P	0.00	170.00	-170.00	7124.00	0.00	0.00	371
372	06/30/2018	M	0.00	0.00	0.00	7124.00	0.00	0.00	372
373	07/01/2018	O	200.00	0.00	200.00	7324.00	0.00	0.00	373
374	07/01/2018	P	0.00	52.00	-52.00	7272.00	0.00	0.00	374
375	07/05/2018	P	0.00	170.00	-170.00	7102.00	0.00	0.00	375
376	07/31/2018	M	0.00	0.00	0.00	7102.00	0.00	0.00	376
377	08/01/2018	O	200.00	0.00	200.00	7302.00	0.00	0.00	377
378	08/01/2018	P	0.00	52.00	-52.00	7250.00	0.00	0.00	378
379	08/06/2018	P	0.00	170.00	-170.00	7080.00	0.00	0.00	379
380	08/31/2018	M	0.00	0.00	0.00	7080.00	0.00	0.00	380
381	09/01/2018	O	200.00	0.00	200.00	7280.00	0.00	0.00	381
382	09/01/2018	P	0.00	52.00	-52.00	7228.00	0.00	0.00	382
383	09/04/2018	P	0.00	170.00	-170.00	7058.00	0.00	0.00	383
384	09/30/2018	M	0.00	0.00	0.00	7058.00	0.00	0.00	384
385	10/01/2018	O	200.00	0.00	200.00	7258.00	0.00	0.00	385
386	10/01/2018	P	0.00	52.00	-52.00	7206.00	0.00	0.00	386
387	10/04/2018	P	0.00	170.00	-170.00	7036.00	0.00	0.00	387
388	10/31/2018	M	0.00	0.00	0.00	7036.00	0.00	0.00	388
389	11/01/2018	O	200.00	0.00	200.00	7236.00	0.00	0.00	389
390	11/01/2018	P	0.00	52.00	-52.00	7184.00	0.00	0.00	390
391	11/05/2018	P	0.00	170.00	-170.00	7014.00	0.00	0.00	391
392	11/30/2018	M	0.00	0.00	0.00	7014.00	0.00	0.00	392
393	12/01/2018	O	200.00	0.00	200.00	7214.00	0.00	0.00	393
394	12/01/2018	P	0.00	54.00	-54.00	7160.00	0.00	0.00	394
395	12/04/2018	P	0.00	170.00	-170.00	6990.00	0.00	0.00	395

	Event Date	Event Type	Current Amount Due	NCP Paid	Unadjudicated Arrears		Adjudicated Arrears		
					Adjustment Amount	Running Balance	Adjustment Amount	Running Balance	
396	12/31/2018	M	0.00	0.00	0.00	6990.00	0.00	0.00	396
397	01/01/2019	O	200.00	0.00	200.00	7190.00	0.00	0.00	397
398	01/01/2019	P	0.00	54.00	-54.00	7136.00	0.00	0.00	398
399	01/04/2019	P	0.00	170.00	-170.00	6966.00	0.00	0.00	399
400	01/31/2019	M	0.00	0.00	0.00	6966.00	0.00	0.00	400
401	02/01/2019	O	200.00	0.00	200.00	7166.00	0.00	0.00	401
402	02/01/2019	P	0.00	54.00	-54.00	7112.00	0.00	0.00	402
403	02/04/2019	P	0.00	168.00	-168.00	6944.00	0.00	0.00	403
404	02/28/2019	M	0.00	0.00	0.00	6944.00	0.00	0.00	404
405	03/01/2019	O	200.00	0.00	200.00	7144.00	0.00	0.00	405
406	03/01/2019	P	0.00	54.00	-54.00	7090.00	0.00	0.00	406
407	03/04/2019	P	0.00	168.00	-168.00	6922.00	0.00	0.00	407
408	03/31/2019	M	0.00	0.00	0.00	6922.00	0.00	0.00	408
409	04/01/2019	O	200.00	0.00	200.00	7122.00	0.00	0.00	409
410	04/01/2019	P	0.00	54.00	-54.00	7068.00	0.00	0.00	410
411	04/04/2019	P	0.00	168.00	-168.00	6900.00	0.00	0.00	411
412	04/30/2019	M	0.00	0.00	0.00	6900.00	0.00	0.00	412
413	05/01/2019	O	200.00	0.00	200.00	7100.00	0.00	0.00	413
414	05/01/2019	P	0.00	54.00	-54.00	7046.00	0.00	0.00	414
415	05/06/2019	P	0.00	168.00	-168.00	6878.00	0.00	0.00	415
416	05/31/2019	M	0.00	0.00	0.00	6878.00	0.00	0.00	416
417	06/01/2019	O	200.00	0.00	200.00	7078.00	0.00	0.00	417
418	06/01/2019	P	0.00	54.00	-54.00	7024.00	0.00	0.00	418
419	06/04/2019	P	0.00	168.00	-168.00	6856.00	0.00	0.00	419
420	06/30/2019	M	0.00	0.00	0.00	6856.00	0.00	0.00	420
421	07/01/2019	O	200.00	0.00	200.00	7056.00	0.00	0.00	421
422	07/01/2019	P	0.00	54.00	-54.00	7002.00	0.00	0.00	422
423	07/05/2019	P	0.00	168.00	-168.00	6834.00	0.00	0.00	423
424	07/31/2019	M	0.00	0.00	0.00	6834.00	0.00	0.00	424
425	08/01/2019	O	200.00	0.00	200.00	7034.00	0.00	0.00	425
426	08/01/2019	P	0.00	54.00	-54.00	6980.00	0.00	0.00	426
427	08/05/2019	P	0.00	168.00	-168.00	6812.00	0.00	0.00	427
428	08/31/2019	M	0.00	0.00	0.00	6812.00	0.00	0.00	428
429	09/01/2019	O	200.00	0.00	200.00	7012.00	0.00	0.00	429

Event Date	Event Type	Current Amount Due	NCP Paid	Unadjudicated Arrears		Adjudicated Arrears		
				Adjustment Amount	Running Balance	Adjustment Amount	Running Balance	
430 09/01/2019	P	0.00	54.00	-54.00	6958.00	0.00	0.00	430
431 09/04/2019	P	0.00	168.00	-168.00	6790.00	0.00	0.00	431
432 09/30/2019	M	0.00	0.00	0.00	6790.00	0.00	0.00	432
<b>Totals:</b>		\$24800.00	\$18020.71	\$0.00	\$6790.00	\$0.00	\$0.00	

Total Unadjudicated: \$6790.00  
 Total Adjudicated: \$0.00  
 Total Arrears: \$6790.00

**Custodian Financial Audit (part 2 of 2)**

Run Date: 10/10/2019  
Run Time: 09:16 AM

NCP Name: Errington, James  
CST Name: Servantes, Jessica

Case ID: 746158000A  
Docket#: 09-UR-0026  
Prepared By: AMMATOVI  
Last Updated By: AMMATOVI

Office: 03  
Prepared By Date: 10/10/2019  
Last Updated By Date: 10/10/2019

Provision Type: Child Support

Event Date	Event Type	Current Amount Due	NCP Paid	Unadjudicated Interest (On UA)		Unadjudicated Interest (On AA)		Adjudicated Interest		Unadjudicated Penalty		Adjudicated Penalty	
				Adjust Amount	Running Balance	Adjust Amount	Running Balance	Adjust Amount	Running Balance	Adjust Amount	Running Balance	Adjust Amount	Running Balance
06/01/2009	J	0.00	0.00	0.00	0.00	0.00	0.00	0.00	0.00	0.00	0.00	0.00	0.00
06/01/2009	O	200.00	0.00	0.00	0.00	0.00	0.00	0.00	0.00	0.00	0.00	0.00	0.00
06/30/2009	M	0.00	0.00	0.88	0.88	0.00	0.00	0.00	0.00	0.00	0.00	0.00	0.00
07/01/2009	O	200.00	0.00	0.00	0.88	0.00	0.00	0.00	0.00	0.00	0.00	0.00	0.00
07/20/2009	P	0.00	55.38	0.00	0.88	0.00	0.00	0.00	0.00	0.00	0.00	0.00	0.00
07/27/2009	P	0.00	55.38	0.00	0.88	0.00	0.00	0.00	0.00	0.00	0.00	0.00	0.00
07/31/2009	M	0.00	0.00	1.27	2.15	0.00	0.00	0.00	0.00	8.92	8.92	0.00	0.00
08/01/2009	O	200.00	0.00	0.00	2.15	0.00	0.00	0.00	0.00	0.00	0.00	0.00	0.00
08/03/2009	P	0.00	55.38	0.00	2.15	0.00	0.00	0.00	0.00	8.92	8.92	0.00	0.00
08/10/2009	P	0.00	55.38	0.00	2.15	0.00	0.00	0.00	0.00	8.92	8.92	0.00	0.00
08/17/2009	P	0.00	55.38	0.00	2.15	0.00	0.00	0.00	0.00	8.92	8.92	0.00	0.00
08/24/2009	P	0.00	33.86	0.00	2.15	0.00	0.00	0.00	0.00	8.92	8.92	0.00	0.00
08/31/2009	P	0.00	36.90	0.00	2.15	0.00	0.00	0.00	0.00	8.92	8.92	0.00	0.00
08/31/2009	M	0.00	0.00	1.10	3.25	0.00	0.00	0.00	0.00	8.92	8.92	0.00	0.00
09/01/2009	O	200.00	0.00	0.00	3.25	0.00	0.00	0.00	0.00	8.92	8.92	0.00	0.00
09/01/2009	P	0.00	55.38	0.00	3.25	0.00	0.00	0.00	0.00	8.92	8.92	0.00	0.00
09/14/2009	P	0.00	55.38	0.00	3.25	0.00	0.00	0.00	0.00	8.92	8.92	0.00	0.00
09/21/2009	P	0.00	55.38	0.00	3.25	0.00	0.00	0.00	0.00	8.92	8.92	0.00	0.00
09/28/2009	P	0.00	33.86	0.00	3.25	0.00	0.00	0.00	0.00	8.92	8.92	0.00	0.00
09/30/2009	M	0.00	0.00	1.10	4.35	0.00	0.00	0.00	0.00	8.92	8.92	0.00	0.00



Event Date	Event Type	Current Amount Due	NCP Paid	Unadjudicated Interest (On UA)		Unadjudicated Interest (On AA)		Adjudicated Interest		Unadjudicated Penalty		Adjudicated Penalty		
				Adjust Amount	Running Balance	Adjust Amount	Running Balance	Adjust Amount	Running Balance	Adjust Amount	Running Balance	Adjust Amount	Running Balance	
21	10/01/2009	O	200.00	0.00	4.35	0.00	0.00	0.00	0.00	0.00	8.92	0.00	0.00	21
22	10/01/2009	P	0.00	55.38	0.00	4.35	0.00	0.00	0.00	0.00	8.92	0.00	0.00	22
23	10/12/2009	P	0.00	55.38	0.00	4.35	0.00	0.00	0.00	0.00	8.92	0.00	0.00	23
24	10/19/2009	P	0.00	55.38	0.00	4.35	0.00	0.00	0.00	0.00	8.92	0.00	0.00	24
25	10/26/2009	P	0.00	33.86	0.00	4.35	0.00	0.00	0.00	0.00	8.92	0.00	0.00	25
26	10/31/2009	M	0.00	0.00	1.10	5.45	0.00	0.00	0.00	0.00	8.92	0.00	0.00	26
27	11/01/2009	O	200.00	0.00	0.00	5.45	0.00	0.00	0.00	0.00	8.92	0.00	0.00	27
28	11/03/2009	P	0.00	55.38	0.00	5.45	0.00	0.00	0.00	0.00	8.92	0.00	0.00	28
29	11/09/2009	P	0.00	55.38	0.00	5.45	0.00	0.00	0.00	0.00	8.92	0.00	0.00	29
30	11/16/2009	P	0.00	55.38	0.00	5.45	0.00	0.00	0.00	0.00	8.92	0.00	0.00	30
31	11/23/2009	P	0.00	33.86	0.00	5.45	0.00	0.00	0.00	0.00	8.92	0.00	0.00	31
32	11/30/2009	P	0.00	36.90	0.00	5.45	0.00	0.00	0.00	0.00	8.92	0.00	0.00	32
33	11/30/2009	M	0.00	0.00	0.94	6.39	0.00	0.00	0.00	0.00	8.92	0.00	0.00	33
34	12/01/2009	O	200.00	0.00	0.00	6.39	0.00	0.00	0.00	0.00	8.92	0.00	0.00	34
35	12/01/2009	P	0.00	55.38	0.00	6.39	0.00	0.00	0.00	0.00	8.92	0.00	0.00	35
36	12/14/2009	P	0.00	55.38	0.00	6.39	0.00	0.00	0.00	0.00	8.92	0.00	0.00	36
37	12/21/2009	P	0.00	16.00	0.00	6.39	0.00	0.00	0.00	0.00	8.92	0.00	0.00	37
38	12/28/2009	P	0.00	55.38	0.00	6.39	0.00	0.00	0.00	0.00	8.92	0.00	0.00	38
39	12/31/2009	M	0.00	0.00	1.02	7.41	0.00	0.00	0.00	0.00	10.71	0.00	0.00	39
40	01/01/2010	O	200.00	0.00	0.00	7.41	0.00	0.00	0.00	0.00	10.71	0.00	0.00	40
41	01/04/2010	P	0.00	55.38	0.00	7.41	0.00	0.00	0.00	0.00	10.71	0.00	0.00	41
42	01/11/2010	P	0.00	55.38	0.00	7.41	0.00	0.00	0.00	0.00	10.71	0.00	0.00	42
43	01/19/2010	P	0.00	55.38	0.00	7.41	0.00	0.00	0.00	0.00	10.71	0.00	0.00	43
44	01/25/2010	P	0.00	33.86	0.00	7.41	0.00	0.00	0.00	0.00	10.71	0.00	0.00	44
45	01/31/2010	M	0.00	0.00	1.02	8.43	0.00	0.00	0.00	0.00	10.71	0.00	0.00	45
46	02/01/2010	O	200.00	0.00	0.00	8.43	0.00	0.00	0.00	0.00	10.71	0.00	0.00	46
47	02/02/2010	P	0.00	55.38	0.00	8.43	0.00	0.00	0.00	0.00	10.71	0.00	0.00	47
48	02/08/2010	P	0.00	55.38	0.00	8.43	0.00	0.00	0.00	0.00	10.71	0.00	0.00	48
49	02/16/2010	P	0.00	55.38	0.00	8.43	0.00	0.00	0.00	0.00	10.71	0.00	0.00	49
50	02/22/2010	P	0.00	33.86	0.00	8.43	0.00	0.00	0.00	0.00	10.71	0.00	0.00	50
51	02/28/2010	P	0.00	433.08	0.00	8.43	0.00	0.00	0.00	0.00	10.71	0.00	0.00	51
52	03/01/2010	O	200.00	0.00	0.00	8.43	0.00	0.00	0.00	0.00	10.71	0.00	0.00	52
53	03/01/2010	P	0.00	55.38	0.00	8.43	0.00	0.00	0.00	0.00	10.71	0.00	0.00	53

Event Date	Event Type	Current Amount Due	NCP Paid	Unadjudicated Interest (On UA)		Unadjudicated Interest (On AA)		Adjudicated Interest		Unadjudicated Penalty		Adjudicated Penalty	
				Adjust Amount	Running Balance	Adjust Amount	Running Balance	Adjust Amount	Running Balance	Adjust Amount	Running Balance	Adjust Amount	Running Balance
54 03/08/2010	P	0.00	55.38	0.00	8.43	0.00	0.00	0.00	0.00	0.00	10.71	0.00	0.00
55 03/15/2010	P	0.00	55.38	0.00	8.43	0.00	0.00	0.00	0.00	0.00	10.71	0.00	0.00
56 03/22/2010	P	0.00	33.86	0.00	8.43	0.00	0.00	0.00	0.00	0.00	10.71	0.00	0.00
57 03/29/2010	P	0.00	20.47	0.00	8.43	0.00	0.00	0.00	0.00	-10.71	0.00	0.00	0.00
58 04/01/2010	O	200.00	0.00	0.00	8.43	0.00	0.00	0.00	0.00	0.00	0.00	0.00	0.00
59 04/01/2010	P	0.00	55.38	0.00	8.43	0.00	0.00	0.00	0.00	0.00	0.00	0.00	0.00
60 04/12/2010	P	0.00	55.38	0.00	8.43	0.00	0.00	0.00	0.00	0.00	0.00	0.00	0.00
61 04/19/2010	P	0.00	55.38	0.00	8.43	0.00	0.00	0.00	0.00	0.00	0.00	0.00	0.00
62 04/26/2010	P	0.00	33.86	0.00	8.43	0.00	0.00	0.00	0.00	0.00	0.00	0.00	0.00
63 05/01/2010	O	200.00	0.00	0.00	8.43	0.00	0.00	0.00	0.00	0.00	0.00	0.00	0.00
64 05/03/2010	P	0.00	47.00	0.00	8.43	0.00	0.00	0.00	0.00	0.00	0.00	0.00	0.00
65 05/10/2010	P	0.00	347.18	0.00	8.43	0.00	0.00	0.00	0.00	0.00	0.00	0.00	0.00
66 05/24/2010	P	0.00	55.38	0.00	8.43	0.00	0.00	0.00	0.00	0.00	0.00	0.00	0.00
67 06/01/2010	O	200.00	0.00	0.00	8.43	0.00	0.00	0.00	0.00	0.00	0.00	0.00	0.00
68 06/01/2010	P	0.00	55.38	0.00	8.43	0.00	0.00	0.00	0.00	0.00	0.00	0.00	0.00
69 06/07/2010	P	0.00	55.38	0.00	8.43	0.00	0.00	0.00	0.00	0.00	0.00	0.00	0.00
70 06/14/2010	P	0.00	55.38	0.00	8.43	0.00	0.00	0.00	0.00	0.00	0.00	0.00	0.00
71 06/21/2010	P	0.00	33.86	0.00	8.43	0.00	0.00	0.00	0.00	0.00	0.00	0.00	0.00
72 06/28/2010	P	0.00	36.90	0.00	8.43	0.00	0.00	0.00	0.00	0.00	0.00	0.00	0.00
73 07/01/2010	O	200.00	0.00	0.00	8.43	0.00	0.00	0.00	0.00	0.00	0.00	0.00	0.00
74 07/01/2010	P	0.00	55.38	0.00	8.43	0.00	0.00	0.00	0.00	0.00	0.00	0.00	0.00
75 07/12/2010	P	0.00	55.38	0.00	8.43	0.00	0.00	0.00	0.00	0.00	0.00	0.00	0.00
76 07/19/2010	P	0.00	55.38	0.00	8.43	0.00	0.00	0.00	0.00	0.00	0.00	0.00	0.00
77 07/25/2010	P	0.00	33.86	0.00	8.43	0.00	0.00	0.00	0.00	0.00	0.00	0.00	0.00
78 08/01/2010	O	200.00	0.00	0.00	8.43	0.00	0.00	0.00	0.00	0.00	0.00	0.00	0.00
79 08/02/2010	P	0.00	55.38	0.00	8.43	0.00	0.00	0.00	0.00	0.00	0.00	0.00	0.00
80 08/09/2010	P	0.00	55.38	0.00	8.43	0.00	0.00	0.00	0.00	0.00	0.00	0.00	0.00
81 08/16/2010	P	0.00	55.38	0.00	8.43	0.00	0.00	0.00	0.00	0.00	0.00	0.00	0.00
82 08/23/2010	P	0.00	33.86	0.00	8.43	0.00	0.00	0.00	0.00	0.00	0.00	0.00	0.00
83 08/29/2010	P	0.00	10.04	0.00	8.43	0.00	0.00	0.00	0.00	0.00	0.00	0.00	0.00
84 09/01/2010	O	200.00	0.00	0.00	8.43	0.00	0.00	0.00	0.00	0.00	0.00	0.00	0.00
85 09/01/2010	P	0.00	55.38	0.00	8.43	0.00	0.00	0.00	0.00	0.00	0.00	0.00	0.00
86 09/13/2010	P	0.00	55.38	0.00	8.43	0.00	0.00	0.00	0.00	0.00	0.00	0.00	0.00

Event Date	Event Type	Current Amount Due	NCP Paid	Unadjudicated Interest (On UA)		Unadjudicated Interest (On AA)		Adjudicated Interest		Unadjudicated Penalty		Adjudicated Penalty	
				Adjust Amount	Running Balance	Adjust Amount	Running Balance	Adjust Amount	Running Balance	Adjust Amount	Running Balance	Adjust Amount	Running Balance
87	09/20/2010	P	0.00	55.38	0.00	8.43	0.00	0.00	0.00	0.00	0.00	0.00	0.00
88	09/27/2010	P	0.00	33.86	0.00	8.43	0.00	0.00	0.00	0.00	0.00	0.00	0.00
89	10/01/2010	O	200.00	0.00	0.00	8.43	0.00	0.00	0.00	0.00	0.00	0.00	0.00
90	10/01/2010	P	0.00	55.38	0.00	8.43	0.00	0.00	0.00	0.00	0.00	0.00	0.00
91	10/11/2010	P	0.00	55.38	0.00	8.43	0.00	0.00	0.00	0.00	0.00	0.00	0.00
92	10/18/2010	P	0.00	55.38	0.00	8.43	0.00	0.00	0.00	0.00	0.00	0.00	0.00
93	10/25/2010	P	0.00	33.86	0.00	8.43	0.00	0.00	0.00	0.00	0.00	0.00	0.00
94	11/01/2010	O	200.00	0.00	0.00	8.43	0.00	0.00	0.00	0.00	0.00	0.00	0.00
95	11/01/2010	P	0.00	55.38	0.00	8.43	0.00	0.00	0.00	0.00	0.00	0.00	0.00
96	11/08/2010	P	0.00	55.38	0.00	8.43	0.00	0.00	0.00	0.00	0.00	0.00	0.00
97	11/15/2010	P	0.00	55.38	0.00	8.43	0.00	0.00	0.00	0.00	0.00	0.00	0.00
98	11/22/2010	P	0.00	33.86	0.00	8.43	0.00	0.00	0.00	0.00	0.00	0.00	0.00
99	12/01/2010	O	200.00	0.00	0.00	8.43	0.00	0.00	0.00	0.00	0.00	0.00	0.00
100	12/01/2010	P	0.00	55.38	0.00	8.43	0.00	0.00	0.00	0.00	0.00	0.00	0.00
101	12/13/2010	P	0.00	55.38	0.00	8.43	0.00	0.00	0.00	0.00	0.00	0.00	0.00
102	12/20/2010	P	0.00	55.38	0.00	8.43	0.00	0.00	0.00	0.00	0.00	0.00	0.00
103	12/27/2010	P	0.00	33.86	0.00	8.43	0.00	0.00	0.00	0.00	0.00	0.00	0.00
104	01/01/2011	O	200.00	0.00	0.00	8.43	0.00	0.00	0.00	0.00	0.00	0.00	0.00
105	01/03/2011	P	0.00	55.38	0.00	8.43	0.00	0.00	0.00	0.00	0.00	0.00	0.00
106	01/10/2011	P	0.00	55.38	0.00	8.43	0.00	0.00	0.00	0.00	0.00	0.00	0.00
107	01/18/2011	P	0.00	55.38	0.00	8.43	0.00	0.00	0.00	0.00	0.00	0.00	0.00
108	01/24/2011	P	0.00	33.86	0.00	8.43	0.00	0.00	0.00	0.00	0.00	0.00	0.00
109	01/31/2011	P	0.00	18.36	0.00	8.43	0.00	0.00	0.00	0.00	0.00	0.00	0.00
110	02/01/2011	O	200.00	0.00	0.00	8.43	0.00	0.00	0.00	0.00	0.00	0.00	0.00
111	02/01/2011	P	0.00	55.38	0.00	8.43	0.00	0.00	0.00	0.00	0.00	0.00	0.00
112	02/14/2011	P	0.00	55.38	0.00	8.43	0.00	0.00	0.00	0.00	0.00	0.00	0.00
113	02/22/2011	P	0.00	55.38	0.00	8.43	0.00	0.00	0.00	0.00	0.00	0.00	0.00
114	02/28/2011	P	0.00	33.86	0.00	8.43	0.00	0.00	0.00	0.00	0.00	0.00	0.00
115	03/01/2011	O	200.00	0.00	0.00	8.43	0.00	0.00	0.00	0.00	0.00	0.00	0.00
116	03/01/2011	P	0.00	55.38	0.00	8.43	0.00	0.00	0.00	0.00	0.00	0.00	0.00
117	03/14/2011	P	0.00	55.38	0.00	8.43	0.00	0.00	0.00	0.00	0.00	0.00	0.00
118	03/21/2011	P	0.00	55.38	0.00	8.43	0.00	0.00	0.00	0.00	0.00	0.00	0.00
119	03/28/2011	P	0.00	33.86	0.00	8.43	0.00	0.00	0.00	0.00	0.00	0.00	0.00

Event Date	Event Type	Current Amount Due	NCP Paid	Unadjudicated Interest (On UA)		Unadjudicated Interest (On AA)		Adjudicated Interest		Unadjudicated Penalty		Adjudicated Penalty	
				Adjust Amount	Running Balance	Adjust Amount	Running Balance	Adjust Amount	Running Balance	Adjust Amount	Running Balance	Adjust Amount	Running Balance
120	04/01/2011	O	200.00	0.00	8.43	0.00	0.00	0.00	0.00	0.00	0.00	0.00	0.00
121	04/01/2011	P	0.00	49.50	8.43	0.00	0.00	0.00	0.00	0.00	0.00	0.00	0.00
122	05/01/2011	O	200.00	0.00	8.43	0.00	0.00	0.00	0.00	0.00	0.00	0.00	0.00
123	06/01/2011	O	200.00	0.00	8.43	0.00	0.00	0.00	0.00	0.00	0.00	0.00	0.00
124	06/30/2011	M	0.00	0.00	8.54	0.00	0.00	0.00	0.00	0.00	0.00	0.00	0.00
125	07/01/2011	O	200.00	0.00	8.54	0.00	0.00	0.00	0.00	0.00	0.00	0.00	0.00
126	07/31/2011	M	0.00	0.00	9.53	0.00	0.00	0.00	0.00	20.00	20.00	0.00	0.00
127	08/01/2011	O	200.00	0.00	9.53	0.00	0.00	0.00	0.00	20.00	20.00	0.00	0.00
128	08/31/2011	M	0.00	0.00	11.39	0.00	0.00	0.00	0.00	40.00	40.00	0.00	0.00
129	09/01/2011	O	200.00	0.00	11.39	0.00	0.00	0.00	0.00	40.00	40.00	0.00	0.00
130	09/30/2011	M	0.00	0.00	14.13	0.00	0.00	0.00	0.00	60.00	60.00	0.00	0.00
131	10/01/2011	O	200.00	0.00	14.13	0.00	0.00	0.00	0.00	60.00	60.00	0.00	0.00
132	10/24/2011	P	0.00	120.00	14.13	0.00	0.00	0.00	0.00	60.00	60.00	0.00	0.00
133	10/31/2011	M	0.00	0.00	17.22	0.00	0.00	0.00	0.00	8.00	68.00	0.00	0.00
134	11/01/2011	O	200.00	0.00	17.22	0.00	0.00	0.00	0.00	8.00	68.00	0.00	0.00
135	11/07/2011	P	0.00	120.00	17.22	0.00	0.00	0.00	0.00	68.00	68.00	0.00	0.00
136	11/21/2011	P	0.00	80.00	17.22	0.00	0.00	0.00	0.00	68.00	68.00	0.00	0.00
137	11/30/2011	M	0.00	0.00	20.31	0.00	0.00	0.00	0.00	68.00	68.00	0.00	0.00
138	12/01/2011	O	200.00	0.00	20.31	0.00	0.00	0.00	0.00	68.00	68.00	0.00	0.00
139	12/05/2011	P	0.00	120.00	20.31	0.00	0.00	0.00	0.00	68.00	68.00	0.00	0.00
140	12/19/2011	P	0.00	80.00	20.31	0.00	0.00	0.00	0.00	68.00	68.00	0.00	0.00
141	12/31/2011	M	0.00	0.00	23.40	0.00	0.00	0.00	0.00	68.00	68.00	0.00	0.00
142	01/01/2012	O	200.00	0.00	23.40	0.00	0.00	0.00	0.00	68.00	68.00	0.00	0.00
143	01/04/2012	P	0.00	120.00	23.40	0.00	0.00	0.00	0.00	68.00	68.00	0.00	0.00
144	01/17/2012	P	0.00	80.00	23.40	0.00	0.00	0.00	0.00	68.00	68.00	0.00	0.00
145	01/30/2012	P	0.00	706.10	23.40	0.00	0.00	0.00	0.00	68.00	68.00	0.00	0.00
146	02/01/2012	O	200.00	0.00	23.40	0.00	0.00	0.00	0.00	68.00	68.00	0.00	0.00
147	02/29/2012	M	0.00	0.00	24.28	0.00	0.00	0.00	0.00	68.00	68.00	0.00	0.00
148	03/01/2012	O	200.00	0.00	24.28	0.00	0.00	0.00	0.00	68.00	68.00	0.00	0.00
149	03/31/2012	M	0.00	0.00	26.03	0.00	0.00	0.00	0.00	88.00	88.00	0.00	0.00
150	04/01/2012	O	200.00	0.00	26.03	0.00	0.00	0.00	0.00	88.00	88.00	0.00	0.00
151	04/30/2012	M	0.00	0.00	28.65	0.00	0.00	0.00	0.00	108.00	108.00	0.00	0.00
152	05/01/2012	O	200.00	0.00	28.65	0.00	0.00	0.00	0.00	108.00	108.00	0.00	0.00

Event Date	Event Type	Current Amount Due	NCP Paid	Unadjudicated Interest (On UA)		Unadjudicated Interest (On AA)		Adjudicated Interest		Unadjudicated Penalty		Adjudicated Penalty	
				Adjust Amount	Running Balance	Adjust Amount	Running Balance	Adjust Amount	Running Balance	Adjust Amount	Running Balance	Adjust Amount	Running Balance
153 05/31/2012	M	0.00	0.00	3.50	32.15	0.00	0.00	0.00	0.00	20.00	128.00	0.00	0.00
154 06/01/2012	O	200.00	0.00	0.00	32.15	0.00	0.00	0.00	0.00	0.00	128.00	0.00	0.00
155 06/30/2012	M	0.00	0.00	4.38	36.53	0.00	0.00	0.00	0.00	20.00	148.00	0.00	0.00
156 07/01/2012	O	200.00	0.00	0.00	36.53	0.00	0.00	0.00	0.00	0.00	148.00	0.00	0.00
157 07/31/2012	M	0.00	0.00	5.25	41.78	0.00	0.00	0.00	0.00	20.00	168.00	0.00	0.00
158 08/01/2012	O	200.00	0.00	0.00	41.78	0.00	0.00	0.00	0.00	0.00	168.00	0.00	0.00
159 08/31/2012	M	0.00	0.00	6.12	47.90	0.00	0.00	0.00	0.00	20.00	188.00	0.00	0.00
160 09/01/2012	O	200.00	0.00	0.00	47.90	0.00	0.00	0.00	0.00	0.00	188.00	0.00	0.00
161 09/30/2012	M	0.00	0.00	7.00	54.90	0.00	0.00	0.00	0.00	20.00	208.00	0.00	0.00
162 10/01/2012	O	200.00	0.00	0.00	54.90	0.00	0.00	0.00	0.00	0.00	208.00	0.00	0.00
163 10/31/2012	M	0.00	0.00	7.88	62.78	0.00	0.00	0.00	0.00	20.00	228.00	0.00	0.00
164 11/01/2012	O	200.00	0.00	0.00	62.78	0.00	0.00	0.00	0.00	0.00	228.00	0.00	0.00
165 11/30/2012	M	0.00	0.00	8.75	71.53	0.00	0.00	0.00	0.00	20.00	248.00	0.00	0.00
166 12/01/2012	O	200.00	0.00	0.00	71.53	0.00	0.00	0.00	0.00	0.00	248.00	0.00	0.00
167 12/31/2012	M	0.00	0.00	9.62	81.15	0.00	0.00	0.00	0.00	20.00	268.00	0.00	0.00
168 01/01/2013	O	200.00	0.00	0.00	81.15	0.00	0.00	0.00	0.00	0.00	268.00	0.00	0.00
169 01/31/2013	M	0.00	0.00	10.50	91.65	0.00	0.00	0.00	0.00	20.00	288.00	0.00	0.00
170 02/01/2013	O	200.00	0.00	0.00	91.65	0.00	0.00	0.00	0.00	0.00	288.00	0.00	0.00
171 02/28/2013	M	0.00	0.00	11.38	103.03	0.00	0.00	0.00	0.00	20.00	308.00	0.00	0.00
172 03/01/2013	O	200.00	0.00	0.00	103.03	0.00	0.00	0.00	0.00	0.00	308.00	0.00	0.00
173 03/31/2013	M	0.00	0.00	12.25	115.28	0.00	0.00	0.00	0.00	20.00	328.00	0.00	0.00
174 04/01/2013	O	200.00	0.00	0.00	115.28	0.00	0.00	0.00	0.00	0.00	328.00	0.00	0.00
175 04/30/2013	M	0.00	0.00	13.12	128.40	0.00	0.00	0.00	0.00	20.00	348.00	0.00	0.00
176 05/01/2013	O	200.00	0.00	0.00	128.40	0.00	0.00	0.00	0.00	0.00	348.00	0.00	0.00
177 05/31/2013	M	0.00	0.00	14.00	142.40	0.00	0.00	0.00	0.00	20.00	368.00	0.00	0.00
178 06/01/2013	O	200.00	0.00	0.00	142.40	0.00	0.00	0.00	0.00	0.00	368.00	0.00	0.00
179 06/30/2013	M	0.00	0.00	14.88	157.28	0.00	0.00	0.00	0.00	20.00	388.00	0.00	0.00
180 07/01/2013	O	200.00	0.00	0.00	157.28	0.00	0.00	0.00	0.00	0.00	388.00	0.00	0.00
181 07/31/2013	M	0.00	0.00	15.75	173.03	0.00	0.00	0.00	0.00	20.00	408.00	0.00	0.00
182 08/01/2013	O	200.00	0.00	0.00	173.03	0.00	0.00	0.00	0.00	0.00	408.00	0.00	0.00
183 08/31/2013	M	0.00	0.00	16.62	189.65	0.00	0.00	0.00	0.00	20.00	428.00	0.00	0.00
184 09/01/2013	O	200.00	0.00	0.00	189.65	0.00	0.00	0.00	0.00	0.00	428.00	0.00	0.00
185 09/30/2013	M	0.00	0.00	17.50	207.15	0.00	0.00	0.00	0.00	20.00	448.00	0.00	0.00

Event Date	Event Type	Current Amount Due	NCP Paid	Unjudicated Interest (On UA)		Unjudicated Interest (On AA)		Adjudicated Interest		Unjudicated Penalty		Adjudicated Penalty			
				Adjust Amount	Running Balance	Adjust Amount	Running Balance	Adjust Amount	Running Balance	Adjust Amount	Running Balance	Adjust Amount	Running Balance		
186	10/01/2013	O	200.00	0.00	0.00	207.15	0.00	0.00	0.00	0.00	0.00	448.00	0.00	0.00	186
187	10/31/2013	M	0.00	0.00	18.38	225.53	0.00	0.00	0.00	0.00	20.00	468.00	0.00	0.00	187
188	11/01/2013	O	200.00	0.00	0.00	225.53	0.00	0.00	0.00	0.00	0.00	468.00	0.00	0.00	188
189	11/30/2013	M	0.00	0.00	19.25	244.78	0.00	0.00	0.00	0.00	20.00	488.00	0.00	0.00	189
190	12/01/2013	O	200.00	0.00	0.00	244.78	0.00	0.00	0.00	0.00	0.00	488.00	0.00	0.00	190
191	12/31/2013	M	0.00	0.00	20.12	264.90	0.00	0.00	0.00	0.00	20.00	508.00	0.00	0.00	191
192	01/01/2014	O	200.00	0.00	0.00	264.90	0.00	0.00	0.00	0.00	0.00	508.00	0.00	0.00	192
193	01/31/2014	M	0.00	0.00	21.00	285.90	0.00	0.00	0.00	0.00	20.00	528.00	0.00	0.00	193
194	02/01/2014	O	200.00	0.00	0.00	285.90	0.00	0.00	0.00	0.00	0.00	528.00	0.00	0.00	194
195	02/28/2014	M	0.00	0.00	21.88	307.78	0.00	0.00	0.00	0.00	20.00	548.00	0.00	0.00	195
196	03/01/2014	O	200.00	0.00	0.00	307.78	0.00	0.00	0.00	0.00	0.00	548.00	0.00	0.00	196
197	03/31/2014	M	0.00	0.00	22.75	330.53	0.00	0.00	0.00	0.00	20.00	568.00	0.00	0.00	197
198	04/01/2014	O	200.00	0.00	0.00	330.53	0.00	0.00	0.00	0.00	0.00	568.00	0.00	0.00	198
199	04/30/2014	M	0.00	0.00	23.62	354.15	0.00	0.00	0.00	0.00	20.00	588.00	0.00	0.00	199
200	05/01/2014	O	200.00	0.00	0.00	354.15	0.00	0.00	0.00	0.00	0.00	588.00	0.00	0.00	200
201	05/31/2014	M	0.00	0.00	24.50	378.65	0.00	0.00	0.00	0.00	20.00	608.00	0.00	0.00	201
202	06/01/2014	O	200.00	0.00	0.00	378.65	0.00	0.00	0.00	0.00	0.00	608.00	0.00	0.00	202
203	06/30/2014	M	0.00	0.00	25.38	404.03	0.00	0.00	0.00	0.00	20.00	628.00	0.00	0.00	203
204	07/01/2014	O	200.00	0.00	0.00	404.03	0.00	0.00	0.00	0.00	0.00	628.00	0.00	0.00	204
205	07/31/2014	M	0.00	0.00	26.25	430.28	0.00	0.00	0.00	0.00	20.00	648.00	0.00	0.00	205
206	08/01/2014	O	200.00	0.00	0.00	430.28	0.00	0.00	0.00	0.00	0.00	648.00	0.00	0.00	206
207	08/31/2014	M	0.00	0.00	27.12	457.40	0.00	0.00	0.00	0.00	20.00	668.00	0.00	0.00	207
208	09/01/2014	O	200.00	0.00	0.00	457.40	0.00	0.00	0.00	0.00	0.00	668.00	0.00	0.00	208
209	09/30/2014	M	0.00	0.00	28.00	485.40	0.00	0.00	0.00	0.00	20.00	688.00	0.00	0.00	209
210	10/01/2014	O	200.00	0.00	0.00	485.40	0.00	0.00	0.00	0.00	0.00	688.00	0.00	0.00	210
211	10/31/2014	M	0.00	0.00	28.88	514.28	0.00	0.00	0.00	0.00	20.00	708.00	0.00	0.00	211
212	11/01/2014	O	200.00	0.00	0.00	514.28	0.00	0.00	0.00	0.00	0.00	708.00	0.00	0.00	212
213	11/30/2014	M	0.00	0.00	29.75	544.03	0.00	0.00	0.00	0.00	20.00	728.00	0.00	0.00	213
214	12/01/2014	O	200.00	0.00	0.00	544.03	0.00	0.00	0.00	0.00	0.00	728.00	0.00	0.00	214
215	12/31/2014	M	0.00	0.00	30.62	574.65	0.00	0.00	0.00	0.00	20.00	748.00	0.00	0.00	215
216	01/01/2015	O	200.00	0.00	0.00	574.65	0.00	0.00	0.00	0.00	0.00	748.00	0.00	0.00	216
217	01/31/2015	M	0.00	0.00	31.50	606.15	0.00	0.00	0.00	0.00	20.00	768.00	0.00	0.00	217
218	02/01/2015	O	200.00	0.00	0.00	606.15	0.00	0.00	0.00	0.00	0.00	768.00	0.00	0.00	218

Event Date	Event Type	Current Amount Due	NCP Paid	Unadjudicated Interest (On UA)		Unadjudicated Interest (On AA)		Adjudicated Interest		Unadjudicated Penalty		Adjudicated Penalty			
				Adjust Amount	Running Balance	Adjust Amount	Running Balance	Adjust Amount	Running Balance	Adjust Amount	Running Balance	Adjust Amount	Running Balance		
219	02/28/2015	M	0.00	0.00	32.38	638.53	0.00	0.00	0.00	0.00	20.00	788.00	0.00	0.00	219
220	03/01/2015	O	200.00	0.00	0.00	638.53	0.00	0.00	0.00	0.00	0.00	788.00	0.00	0.00	220
221	03/31/2015	M	0.00	0.00	33.25	671.78	0.00	0.00	0.00	0.00	20.00	808.00	0.00	0.00	221
222	04/01/2015	O	200.00	0.00	0.00	671.78	0.00	0.00	0.00	0.00	0.00	808.00	0.00	0.00	222
223	04/01/2015	P	0.00	52.00	0.00	671.78	0.00	0.00	0.00	0.00	0.00	808.00	0.00	0.00	223
224	04/30/2015	M	0.00	0.00	33.90	705.68	0.00	0.00	0.00	0.00	14.80	822.80	0.00	0.00	224
225	05/01/2015	O	200.00	0.00	0.00	705.68	0.00	0.00	0.00	0.00	0.00	822.80	0.00	0.00	225
226	05/01/2015	P	0.00	52.00	0.00	705.68	0.00	0.00	0.00	0.00	0.00	822.80	0.00	0.00	226
227	05/31/2015	M	0.00	0.00	34.54	740.22	0.00	0.00	0.00	0.00	14.80	837.60	0.00	0.00	227
228	06/01/2015	O	200.00	0.00	0.00	740.22	0.00	0.00	0.00	0.00	0.00	837.60	0.00	0.00	228
229	06/01/2015	P	0.00	52.00	0.00	740.22	0.00	0.00	0.00	0.00	0.00	837.60	0.00	0.00	229
230	06/30/2015	M	0.00	0.00	35.19	775.41	0.00	0.00	0.00	0.00	14.80	852.40	0.00	0.00	230
231	07/01/2015	O	200.00	0.00	0.00	775.41	0.00	0.00	0.00	0.00	0.00	852.40	0.00	0.00	231
232	07/01/2015	P	0.00	52.00	0.00	775.41	0.00	0.00	0.00	0.00	0.00	852.40	0.00	0.00	232
233	07/31/2015	M	0.00	0.00	35.84	811.25	0.00	0.00	0.00	0.00	14.80	867.20	0.00	0.00	233
234	08/01/2015	O	200.00	0.00	0.00	811.25	0.00	0.00	0.00	0.00	0.00	867.20	0.00	0.00	234
235	08/01/2015	P	0.00	52.00	0.00	811.25	0.00	0.00	0.00	0.00	0.00	867.20	0.00	0.00	235
236	08/31/2015	M	0.00	0.00	36.49	847.74	0.00	0.00	0.00	0.00	14.80	882.00	0.00	0.00	236
237	09/01/2015	O	200.00	0.00	0.00	847.74	0.00	0.00	0.00	0.00	0.00	882.00	0.00	0.00	237
238	09/01/2015	P	0.00	52.00	0.00	847.74	0.00	0.00	0.00	0.00	0.00	882.00	0.00	0.00	238
239	09/04/2015	P	0.00	222.00	0.00	847.74	0.00	0.00	0.00	0.00	0.00	882.00	0.00	0.00	239
240	09/30/2015	M	0.00	0.00	36.16	883.90	0.00	0.00	0.00	0.00	0.00	882.00	0.00	0.00	240
241	10/01/2015	O	200.00	0.00	0.00	883.90	0.00	0.00	0.00	0.00	0.00	882.00	0.00	0.00	241
242	10/01/2015	P	0.00	52.00	0.00	883.90	0.00	0.00	0.00	0.00	0.00	882.00	0.00	0.00	242
243	10/05/2015	P	0.00	222.00	0.00	883.90	0.00	0.00	0.00	0.00	0.00	882.00	0.00	0.00	243
244	10/31/2015	M	0.00	0.00	35.84	919.74	0.00	0.00	0.00	0.00	0.00	882.00	0.00	0.00	244
245	11/01/2015	O	200.00	0.00	0.00	919.74	0.00	0.00	0.00	0.00	0.00	882.00	0.00	0.00	245
246	11/01/2015	P	0.00	52.00	0.00	919.74	0.00	0.00	0.00	0.00	0.00	882.00	0.00	0.00	246
247	11/04/2015	P	0.00	222.00	0.00	919.74	0.00	0.00	0.00	0.00	0.00	882.00	0.00	0.00	247
248	11/30/2015	M	0.00	0.00	35.52	955.26	0.00	0.00	0.00	0.00	0.00	882.00	0.00	0.00	248
249	12/01/2015	O	200.00	0.00	0.00	955.26	0.00	0.00	0.00	0.00	0.00	882.00	0.00	0.00	249
250	12/01/2015	P	0.00	52.00	0.00	955.26	0.00	0.00	0.00	0.00	0.00	882.00	0.00	0.00	250
251	12/04/2015	P	0.00	222.00	0.00	955.26	0.00	0.00	0.00	0.00	0.00	882.00	0.00	0.00	251

Event Date	Event Type	Current Amount Due	NCP Paid	Unjudicated (On UA)		Unjudicated (On AA)		Adjudicated Interest		Unjudicated Penalty		Adjudicated Penalty			
				Adjust Amount	Running Balance	Adjust Amount	Running Balance	Adjust Amount	Running Balance	Adjust Amount	Running Balance	Adjust Amount	Running Balance		
252	12/31/2015	M	0.00	0.00	35.19	990.45	0.00	0.00	0.00	0.00	0.00	882.00	0.00	0.00	252
253	01/01/2016	O	200.00	0.00	0.00	990.45	0.00	0.00	0.00	0.00	0.00	882.00	0.00	0.00	253
254	01/01/2016	P	0.00	222.00	0.00	990.45	0.00	0.00	0.00	0.00	0.00	882.00	0.00	0.00	254
255	01/01/2016	P	0.00	52.00	0.00	990.45	0.00	0.00	0.00	0.00	0.00	882.00	0.00	0.00	255
256	01/31/2016	M	0.00	0.00	36.53	1026.98	0.00	0.00	0.00	0.00	0.00	882.00	0.00	0.00	256
257	02/01/2016	O	200.00	0.00	0.00	1026.98	0.00	0.00	0.00	0.00	0.00	882.00	0.00	0.00	257
258	02/01/2016	P	0.00	52.00	0.00	1026.98	0.00	0.00	0.00	0.00	0.00	882.00	0.00	0.00	258
259	02/04/2016	P	0.00	222.00	0.00	1026.98	0.00	0.00	0.00	0.00	0.00	882.00	0.00	0.00	259
260	02/29/2016	M	0.00	0.00	36.19	1063.17	0.00	0.00	0.00	0.00	0.00	882.00	0.00	0.00	260
261	03/01/2016	O	200.00	0.00	0.00	1063.17	0.00	0.00	0.00	0.00	0.00	882.00	0.00	0.00	261
262	03/01/2016	P	0.00	52.00	0.00	1063.17	0.00	0.00	0.00	0.00	0.00	882.00	0.00	0.00	262
263	03/04/2016	P	0.00	222.00	0.00	1063.17	0.00	0.00	0.00	0.00	0.00	882.00	0.00	0.00	263
264	03/31/2016	M	0.00	0.00	35.85	1099.02	0.00	0.00	0.00	0.00	0.00	882.00	0.00	0.00	264
265	04/01/2016	O	200.00	0.00	0.00	1099.02	0.00	0.00	0.00	0.00	0.00	882.00	0.00	0.00	265
266	04/01/2016	P	0.00	52.00	0.00	1099.02	0.00	0.00	0.00	0.00	0.00	882.00	0.00	0.00	266
267	04/04/2016	P	0.00	222.00	0.00	1099.02	0.00	0.00	0.00	0.00	0.00	882.00	0.00	0.00	267
268	04/30/2016	M	0.00	0.00	35.51	1134.53	0.00	0.00	0.00	0.00	0.00	882.00	0.00	0.00	268
269	05/01/2016	O	200.00	0.00	0.00	1134.53	0.00	0.00	0.00	0.00	0.00	882.00	0.00	0.00	269
270	05/02/2016	P	0.00	52.00	0.00	1134.53	0.00	0.00	0.00	0.00	0.00	882.00	0.00	0.00	270
271	05/04/2016	P	0.00	222.00	0.00	1134.53	0.00	0.00	0.00	0.00	0.00	882.00	0.00	0.00	271
272	05/31/2016	M	0.00	0.00	35.17	1169.70	0.00	0.00	0.00	0.00	0.00	882.00	0.00	0.00	272
273	06/01/2016	O	200.00	0.00	0.00	1169.70	0.00	0.00	0.00	0.00	0.00	882.00	0.00	0.00	273
274	06/01/2016	P	0.00	52.00	0.00	1169.70	0.00	0.00	0.00	0.00	0.00	882.00	0.00	0.00	274
275	06/06/2016	P	0.00	170.00	0.00	1169.70	0.00	0.00	0.00	0.00	0.00	882.00	0.00	0.00	275
276	06/30/2016	M	0.00	0.00	35.07	1204.77	0.00	0.00	0.00	0.00	0.00	882.00	0.00	0.00	276
277	07/01/2016	O	200.00	0.00	0.00	1204.77	0.00	0.00	0.00	0.00	0.00	882.00	0.00	0.00	277
278	07/01/2016	P	0.00	52.00	0.00	1204.77	0.00	0.00	0.00	0.00	0.00	882.00	0.00	0.00	278
279	07/05/2016	P	0.00	170.00	0.00	1204.77	0.00	0.00	0.00	0.00	0.00	882.00	0.00	0.00	279
280	07/31/2016	M	0.00	0.00	34.97	1239.74	0.00	0.00	0.00	0.00	0.00	882.00	0.00	0.00	280
281	08/01/2016	O	200.00	0.00	0.00	1239.74	0.00	0.00	0.00	0.00	0.00	882.00	0.00	0.00	281
282	08/01/2016	P	0.00	52.00	0.00	1239.74	0.00	0.00	0.00	0.00	0.00	882.00	0.00	0.00	282
283	08/04/2016	P	0.00	170.00	0.00	1239.74	0.00	0.00	0.00	0.00	0.00	882.00	0.00	0.00	283
284	08/31/2016	M	0.00	0.00	34.87	1274.61	0.00	0.00	0.00	0.00	0.00	882.00	0.00	0.00	284



Event Date	Event Type	Current Amount Due	NCP Paid	Unadjudicated Interest (On UA)		Unadjudicated Interest (On AA)		Adjudicated Interest		Unadjudicated Penalty		Adjudicated Penalty	
				Adjst Amount	Running Balance	Adjst Amount	Running Balance	Adjst Amount	Running Balance	Adjst Amount	Running Balance	Adjst Amount	Running Balance
285 09/01/2016	O	200.00	0.00	0.00	1274.61	0.00	0.00	0.00	0.00	0.00	882.00	0.00	0.00
286 09/01/2016	P	0.00	52.00	0.00	1274.61	0.00	0.00	0.00	0.00	0.00	882.00	0.00	0.00
287 09/06/2016	P	0.00	170.00	0.00	1274.61	0.00	0.00	0.00	0.00	0.00	882.00	0.00	0.00
288 09/30/2016	M	0.00	0.00	34.77	1309.38	0.00	0.00	0.00	0.00	0.00	882.00	0.00	0.00
289 10/01/2016	O	200.00	0.00	0.00	1309.38	0.00	0.00	0.00	0.00	0.00	882.00	0.00	0.00
290 10/03/2016	P	0.00	52.00	0.00	1309.38	0.00	0.00	0.00	0.00	0.00	882.00	0.00	0.00
291 10/04/2016	P	0.00	170.00	0.00	1309.38	0.00	0.00	0.00	0.00	0.00	882.00	0.00	0.00
292 10/31/2016	M	0.00	0.00	34.67	1344.05	0.00	0.00	0.00	0.00	0.00	882.00	0.00	0.00
293 11/01/2016	O	200.00	0.00	0.00	1344.05	0.00	0.00	0.00	0.00	0.00	882.00	0.00	0.00
294 11/03/2016	P	0.00	52.00	0.00	1344.05	0.00	0.00	0.00	0.00	0.00	882.00	0.00	0.00
295 11/04/2016	P	0.00	170.00	0.00	1344.05	0.00	0.00	0.00	0.00	0.00	882.00	0.00	0.00
296 11/30/2016	M	0.00	0.00	34.57	1378.62	0.00	0.00	0.00	0.00	0.00	882.00	0.00	0.00
297 12/01/2016	O	200.00	0.00	0.00	1378.62	0.00	0.00	0.00	0.00	0.00	882.00	0.00	0.00
298 12/05/2016	P	0.00	52.00	0.00	1378.62	0.00	0.00	0.00	0.00	0.00	882.00	0.00	0.00
299 12/05/2016	P	0.00	170.00	0.00	1378.62	0.00	0.00	0.00	0.00	0.00	882.00	0.00	0.00
300 12/31/2016	M	0.00	0.00	34.47	1413.09	0.00	0.00	0.00	0.00	0.00	882.00	0.00	0.00
301 01/01/2017	O	200.00	0.00	0.00	1413.09	0.00	0.00	0.00	0.00	0.00	882.00	0.00	0.00
302 01/03/2017	P	0.00	52.00	0.00	1413.09	0.00	0.00	0.00	0.00	0.00	882.00	0.00	0.00
303 01/04/2017	P	0.00	170.00	0.00	1413.09	0.00	0.00	0.00	0.00	0.00	882.00	0.00	0.00
304 01/31/2017	M	0.00	0.00	35.93	1449.02	0.00	0.00	0.00	0.00	0.00	882.00	0.00	0.00
305 02/01/2017	O	200.00	0.00	0.00	1449.02	0.00	0.00	0.00	0.00	0.00	882.00	0.00	0.00
306 02/03/2017	P	0.00	52.00	0.00	1449.02	0.00	0.00	0.00	0.00	0.00	882.00	0.00	0.00
307 02/06/2017	P	0.00	170.00	0.00	1449.02	0.00	0.00	0.00	0.00	0.00	882.00	0.00	0.00
308 02/28/2017	M	0.00	0.00	35.82	1484.84	0.00	0.00	0.00	0.00	0.00	882.00	0.00	0.00
309 03/01/2017	O	200.00	0.00	0.00	1484.84	0.00	0.00	0.00	0.00	0.00	882.00	0.00	0.00
310 03/03/2017	P	0.00	52.00	0.00	1484.84	0.00	0.00	0.00	0.00	0.00	882.00	0.00	0.00
311 03/06/2017	P	0.00	170.00	0.00	1484.84	0.00	0.00	0.00	0.00	0.00	882.00	0.00	0.00
312 03/31/2017	M	0.00	0.00	35.72	1520.56	0.00	0.00	0.00	0.00	0.00	882.00	0.00	0.00
313 04/01/2017	O	200.00	0.00	0.00	1520.56	0.00	0.00	0.00	0.00	0.00	882.00	0.00	0.00
314 04/03/2017	P	0.00	52.00	0.00	1520.56	0.00	0.00	0.00	0.00	0.00	882.00	0.00	0.00
315 04/04/2017	P	0.00	170.00	0.00	1520.56	0.00	0.00	0.00	0.00	0.00	882.00	0.00	0.00
316 04/30/2017	M	0.00	0.00	35.61	1556.17	0.00	0.00	0.00	0.00	0.00	882.00	0.00	0.00
317 05/01/2017	O	200.00	0.00	0.00	1556.17	0.00	0.00	0.00	0.00	0.00	882.00	0.00	0.00

Event Date	Event Type	Current Amount Due	NCP Paid	Unadjudicated Interest (On UA)		Unadjudicated Interest (On AA)		Adjudicated Interest		Unadjudicated Penalty		Adjudicated Penalty		
				Adjust Amount	Running Balance	Adjust Amount	Running Balance	Adjust Amount	Running Balance	Adjust Amount	Running Balance	Adjust Amount	Running Balance	
318	05/03/2017	P	0.00	52.00	0.00	1556.17	0.00	0.00	0.00	0.00	882.00	0.00	0.00	318
319	05/04/2017	P	0.00	170.00	0.00	1556.17	0.00	0.00	0.00	0.00	882.00	0.00	0.00	319
320	05/31/2017	M	0.00	0.00	35.51	1591.68	0.00	0.00	0.00	0.00	882.00	0.00	0.00	320
321	06/01/2017	O	200.00	0.00	0.00	1591.68	0.00	0.00	0.00	0.00	882.00	0.00	0.00	321
322	06/03/2017	P	0.00	52.00	0.00	1591.68	0.00	0.00	0.00	0.00	882.00	0.00	0.00	322
323	06/05/2017	P	0.00	170.00	0.00	1591.68	0.00	0.00	0.00	0.00	882.00	0.00	0.00	323
324	06/30/2017	M	0.00	0.00	35.40	1627.08	0.00	0.00	0.00	0.00	882.00	0.00	0.00	324
325	07/01/2017	O	200.00	0.00	0.00	1627.08	0.00	0.00	0.00	0.00	882.00	0.00	0.00	325
326	07/01/2017	P	0.00	52.00	0.00	1627.08	0.00	0.00	0.00	0.00	882.00	0.00	0.00	326
327	07/05/2017	P	0.00	170.00	0.00	1627.08	0.00	0.00	0.00	0.00	882.00	0.00	0.00	327
328	07/31/2017	M	0.00	0.00	38.36	1665.44	0.00	0.00	0.00	0.00	882.00	0.00	0.00	328
329	08/01/2017	O	200.00	0.00	0.00	1665.44	0.00	0.00	0.00	0.00	882.00	0.00	0.00	329
330	08/01/2017	P	0.00	52.00	0.00	1665.44	0.00	0.00	0.00	0.00	882.00	0.00	0.00	330
331	08/04/2017	P	0.00	170.00	0.00	1665.44	0.00	0.00	0.00	0.00	882.00	0.00	0.00	331
332	08/31/2017	M	0.00	0.00	38.25	1703.69	0.00	0.00	0.00	0.00	882.00	0.00	0.00	332
333	09/01/2017	O	200.00	0.00	0.00	1703.69	0.00	0.00	0.00	0.00	882.00	0.00	0.00	333
334	09/01/2017	P	0.00	52.00	0.00	1703.69	0.00	0.00	0.00	0.00	882.00	0.00	0.00	334
335	09/05/2017	P	0.00	170.00	0.00	1703.69	0.00	0.00	0.00	0.00	882.00	0.00	0.00	335
336	09/30/2017	M	0.00	0.00	38.14	1741.83	0.00	0.00	0.00	0.00	882.00	0.00	0.00	336
337	10/01/2017	O	200.00	0.00	0.00	1741.83	0.00	0.00	0.00	0.00	882.00	0.00	0.00	337
338	10/01/2017	P	0.00	52.00	0.00	1741.83	0.00	0.00	0.00	0.00	882.00	0.00	0.00	338
339	10/04/2017	P	0.00	170.00	0.00	1741.83	0.00	0.00	0.00	0.00	882.00	0.00	0.00	339
340	10/31/2017	M	0.00	0.00	38.02	1779.85	0.00	0.00	0.00	0.00	882.00	0.00	0.00	340
341	11/01/2017	O	200.00	0.00	0.00	1779.85	0.00	0.00	0.00	0.00	882.00	0.00	0.00	341
342	11/01/2017	P	0.00	52.00	0.00	1779.85	0.00	0.00	0.00	0.00	882.00	0.00	0.00	342
343	11/06/2017	P	0.00	170.00	0.00	1779.85	0.00	0.00	0.00	0.00	882.00	0.00	0.00	343
344	11/30/2017	M	0.00	0.00	37.91	1817.76	0.00	0.00	0.00	0.00	882.00	0.00	0.00	344
345	12/01/2017	O	200.00	0.00	0.00	1817.76	0.00	0.00	0.00	0.00	882.00	0.00	0.00	345
346	12/01/2017	P	0.00	52.00	0.00	1817.76	0.00	0.00	0.00	0.00	882.00	0.00	0.00	346
347	12/04/2017	P	0.00	170.00	0.00	1817.76	0.00	0.00	0.00	0.00	882.00	0.00	0.00	347
348	12/31/2017	M	0.00	0.00	37.79	1855.55	0.00	0.00	0.00	0.00	882.00	0.00	0.00	348
349	01/01/2018	O	200.00	0.00	0.00	1855.55	0.00	0.00	0.00	0.00	882.00	0.00	0.00	349
350	01/01/2018	P	0.00	52.00	0.00	1855.55	0.00	0.00	0.00	0.00	882.00	0.00	0.00	350

Event Date	Event Type	Current Amount Due	NCP Paid	Unadjudicated Interest (On UA)		Unadjudicated Interest (On AA)		Adjudicated Interest		Unadjudicated Penalty		Adjudicated Penalty		
				Adjst Amount	Running Balance	Adjst Amount	Running Balance	Adjst Amount	Running Balance	Adjst Amount	Running Balance	Adjst Amount	Running Balance	
351	01/04/2018	P	0.00	170.00	0.00	1855.55	0.00	0.00	0.00	0.00	882.00	0.00	0.00	351
352	01/31/2018	M	0.00	0.00	39.18	1894.73	0.00	0.00	0.00	0.00	882.00	0.00	0.00	352
353	02/01/2018	O	200.00	0.00	0.00	1894.73	0.00	0.00	0.00	0.00	882.00	0.00	0.00	353
354	02/01/2018	P	0.00	52.00	0.00	1894.73	0.00	0.00	0.00	0.00	882.00	0.00	0.00	354
355	02/05/2018	P	0.00	170.00	0.00	1894.73	0.00	0.00	0.00	0.00	882.00	0.00	0.00	355
356	02/28/2018	M	0.00	0.00	39.07	1933.80	0.00	0.00	0.00	0.00	882.00	0.00	0.00	356
357	03/01/2018	O	200.00	0.00	0.00	1933.80	0.00	0.00	0.00	0.00	882.00	0.00	0.00	357
358	03/01/2018	P	0.00	52.00	0.00	1933.80	0.00	0.00	0.00	0.00	882.00	0.00	0.00	358
359	03/05/2018	P	0.00	170.00	0.00	1933.80	0.00	0.00	0.00	0.00	882.00	0.00	0.00	359
360	03/31/2018	M	0.00	0.00	38.95	1972.75	0.00	0.00	0.00	0.00	882.00	0.00	0.00	360
361	04/01/2018	O	200.00	0.00	0.00	1972.75	0.00	0.00	0.00	0.00	882.00	0.00	0.00	361
362	04/01/2018	P	0.00	52.00	0.00	1972.75	0.00	0.00	0.00	0.00	882.00	0.00	0.00	362
363	04/04/2018	P	0.00	170.00	0.00	1972.75	0.00	0.00	0.00	0.00	882.00	0.00	0.00	363
364	04/30/2018	M	0.00	0.00	38.83	2011.58	0.00	0.00	0.00	0.00	882.00	0.00	0.00	364
365	05/01/2018	O	200.00	0.00	0.00	2011.58	0.00	0.00	0.00	0.00	882.00	0.00	0.00	365
366	05/01/2018	P	0.00	52.00	0.00	2011.58	0.00	0.00	0.00	0.00	882.00	0.00	0.00	366
367	05/03/2018	P	0.00	170.00	0.00	2011.58	0.00	0.00	0.00	0.00	882.00	0.00	0.00	367
368	05/31/2018	M	0.00	0.00	38.71	2050.29	0.00	0.00	0.00	0.00	882.00	0.00	0.00	368
369	06/01/2018	O	200.00	0.00	0.00	2050.29	0.00	0.00	0.00	0.00	882.00	0.00	0.00	369
370	06/01/2018	P	0.00	52.00	0.00	2050.29	0.00	0.00	0.00	0.00	882.00	0.00	0.00	370
371	06/04/2018	P	0.00	170.00	0.00	2050.29	0.00	0.00	0.00	0.00	882.00	0.00	0.00	371
372	06/30/2018	M	0.00	0.00	38.59	2088.88	0.00	0.00	0.00	0.00	882.00	0.00	0.00	372
373	07/01/2018	O	200.00	0.00	0.00	2088.88	0.00	0.00	0.00	0.00	882.00	0.00	0.00	373
374	07/01/2018	P	0.00	52.00	0.00	2088.88	0.00	0.00	0.00	0.00	882.00	0.00	0.00	374
375	07/05/2018	P	0.00	170.00	0.00	2088.88	0.00	0.00	0.00	0.00	882.00	0.00	0.00	375
376	07/31/2018	M	0.00	0.00	41.43	2130.31	0.00	0.00	0.00	0.00	882.00	0.00	0.00	376
377	08/01/2018	O	200.00	0.00	0.00	2130.31	0.00	0.00	0.00	0.00	882.00	0.00	0.00	377
378	08/01/2018	P	0.00	52.00	0.00	2130.31	0.00	0.00	0.00	0.00	882.00	0.00	0.00	378
379	08/06/2018	P	0.00	170.00	0.00	2130.31	0.00	0.00	0.00	0.00	882.00	0.00	0.00	379
380	08/31/2018	M	0.00	0.00	41.30	2171.61	0.00	0.00	0.00	0.00	882.00	0.00	0.00	380
381	09/01/2018	O	200.00	0.00	0.00	2171.61	0.00	0.00	0.00	0.00	882.00	0.00	0.00	381
382	09/01/2018	P	0.00	52.00	0.00	2171.61	0.00	0.00	0.00	0.00	882.00	0.00	0.00	382
383	09/04/2018	P	0.00	170.00	0.00	2171.61	0.00	0.00	0.00	0.00	882.00	0.00	0.00	383

Event Date	Event Type	Current Amount Due	NCP Paid	Unjudicated Interest (On UA)		Unjudicated Interest (On AA)		Adjudicated Interest		Unjudicated Penalty		Adjudicated Penalty			
				Adjust Amount	Running Balance	Adjust Amount	Running Balance	Adjust Amount	Running Balance	Adjust Amount	Running Balance	Adjust Amount	Running Balance		
384	09/30/2018	M	0.00	0.00	41.17	2212.78	0.00	0.00	0.00	0.00	0.00	882.00	0.00	0.00	384
385	10/01/2018	O	200.00	0.00	0.00	2212.78	0.00	0.00	0.00	0.00	0.00	882.00	0.00	0.00	385
386	10/01/2018	P	0.00	52.00	0.00	2212.78	0.00	0.00	0.00	0.00	0.00	882.00	0.00	0.00	386
387	10/04/2018	P	0.00	170.00	0.00	2212.78	0.00	0.00	0.00	0.00	0.00	882.00	0.00	0.00	387
388	10/31/2018	M	0.00	0.00	41.04	2253.82	0.00	0.00	0.00	0.00	0.00	882.00	0.00	0.00	388
389	11/01/2018	O	200.00	0.00	0.00	2253.82	0.00	0.00	0.00	0.00	0.00	882.00	0.00	0.00	389
390	11/01/2018	P	0.00	52.00	0.00	2253.82	0.00	0.00	0.00	0.00	0.00	882.00	0.00	0.00	390
391	11/05/2018	P	0.00	170.00	0.00	2253.82	0.00	0.00	0.00	0.00	0.00	882.00	0.00	0.00	391
392	11/30/2018	M	0.00	0.00	40.91	2294.73	0.00	0.00	0.00	0.00	0.00	882.00	0.00	0.00	392
393	12/01/2018	O	200.00	0.00	0.00	2294.73	0.00	0.00	0.00	0.00	0.00	882.00	0.00	0.00	393
394	12/01/2018	P	0.00	54.00	0.00	2294.73	0.00	0.00	0.00	0.00	0.00	882.00	0.00	0.00	394
395	12/04/2018	P	0.00	170.00	0.00	2294.73	0.00	0.00	0.00	0.00	0.00	882.00	0.00	0.00	395
396	12/31/2018	M	0.00	0.00	40.77	2335.50	0.00	0.00	0.00	0.00	0.00	882.00	0.00	0.00	396
397	01/01/2019	O	200.00	0.00	0.00	2335.50	0.00	0.00	0.00	0.00	0.00	882.00	0.00	0.00	397
398	01/01/2019	P	0.00	54.00	0.00	2335.50	0.00	0.00	0.00	0.00	0.00	882.00	0.00	0.00	398
399	01/04/2019	P	0.00	170.00	0.00	2335.50	0.00	0.00	0.00	0.00	0.00	882.00	0.00	0.00	399
400	01/31/2019	M	0.00	0.00	43.54	2379.04	0.00	0.00	0.00	0.00	0.00	882.00	0.00	0.00	400
401	02/01/2019	O	200.00	0.00	0.00	2379.04	0.00	0.00	0.00	0.00	0.00	882.00	0.00	0.00	401
402	02/01/2019	P	0.00	54.00	0.00	2379.04	0.00	0.00	0.00	0.00	0.00	882.00	0.00	0.00	402
403	02/04/2019	P	0.00	168.00	0.00	2379.04	0.00	0.00	0.00	0.00	0.00	882.00	0.00	0.00	403
404	02/28/2019	M	0.00	0.00	43.40	2422.44	0.00	0.00	0.00	0.00	0.00	882.00	0.00	0.00	404
405	03/01/2019	O	200.00	0.00	0.00	2422.44	0.00	0.00	0.00	0.00	0.00	882.00	0.00	0.00	405
406	03/01/2019	P	0.00	54.00	0.00	2422.44	0.00	0.00	0.00	0.00	0.00	882.00	0.00	0.00	406
407	03/04/2019	P	0.00	168.00	0.00	2422.44	0.00	0.00	0.00	0.00	0.00	882.00	0.00	0.00	407
408	03/31/2019	M	0.00	0.00	43.26	2465.70	0.00	0.00	0.00	0.00	0.00	882.00	0.00	0.00	408
409	04/01/2019	O	200.00	0.00	0.00	2465.70	0.00	0.00	0.00	0.00	0.00	882.00	0.00	0.00	409
410	04/01/2019	P	0.00	54.00	0.00	2465.70	0.00	0.00	0.00	0.00	0.00	882.00	0.00	0.00	410
411	04/04/2019	P	0.00	168.00	0.00	2465.70	0.00	0.00	0.00	0.00	0.00	882.00	0.00	0.00	411
412	04/30/2019	M	0.00	0.00	43.12	2508.82	0.00	0.00	0.00	0.00	0.00	882.00	0.00	0.00	412
413	05/01/2019	O	200.00	0.00	0.00	2508.82	0.00	0.00	0.00	0.00	0.00	882.00	0.00	0.00	413
414	05/01/2019	P	0.00	54.00	0.00	2508.82	0.00	0.00	0.00	0.00	0.00	882.00	0.00	0.00	414
415	05/06/2019	P	0.00	168.00	0.00	2508.82	0.00	0.00	0.00	0.00	0.00	882.00	0.00	0.00	415
416	05/31/2019	M	0.00	0.00	42.99	2551.81	0.00	0.00	0.00	0.00	0.00	882.00	0.00	0.00	416

Event Date	Event Type	Current Amount Due	NCP Paid	Unadjudicated Interest (On UA)		Unadjudicated Interest (On AA)		Adjudicated Interest		Unadjudicated Penalty		Adjudicated Penalty		
				Adjust Amount	Running Balance	Adjust Amount	Running Balance	Adjust Amount	Running Balance	Adjust Amount	Running Balance	Adjust Amount	Running Balance	
417	06/01/2019	200.00	0.00	0.00	2551.81	0.00	0.00	0.00	0.00	0.00	882.00	0.00	0.00	417
418	06/01/2019	0.00	54.00	0.00	2551.81	0.00	0.00	0.00	0.00	0.00	882.00	0.00	0.00	418
419	06/04/2019	0.00	168.00	0.00	2551.81	0.00	0.00	0.00	0.00	0.00	882.00	0.00	0.00	419
420	06/30/2019	0.00	0.00	42.85	2594.66	0.00	0.00	0.00	0.00	0.00	882.00	0.00	0.00	420
421	07/01/2019	200.00	0.00	0.00	2594.66	0.00	0.00	0.00	0.00	0.00	882.00	0.00	0.00	421
422	07/01/2019	0.00	54.00	0.00	2594.66	0.00	0.00	0.00	0.00	0.00	882.00	0.00	0.00	422
423	07/05/2019	0.00	168.00	0.00	2594.66	0.00	0.00	0.00	0.00	0.00	882.00	0.00	0.00	423
424	07/31/2019	0.00	0.00	42.71	2637.37	0.00	0.00	0.00	0.00	0.00	882.00	0.00	0.00	424
425	08/01/2019	200.00	0.00	0.00	2637.37	0.00	0.00	0.00	0.00	0.00	882.00	0.00	0.00	425
426	08/01/2019	0.00	54.00	0.00	2637.37	0.00	0.00	0.00	0.00	0.00	882.00	0.00	0.00	426
427	08/05/2019	0.00	168.00	0.00	2637.37	0.00	0.00	0.00	0.00	0.00	882.00	0.00	0.00	427
428	08/31/2019	0.00	0.00	42.58	2679.95	0.00	0.00	0.00	0.00	0.00	882.00	0.00	0.00	428
429	09/01/2019	200.00	0.00	0.00	2679.95	0.00	0.00	0.00	0.00	0.00	882.00	0.00	0.00	429
430	09/01/2019	0.00	54.00	0.00	2679.95	0.00	0.00	0.00	0.00	0.00	882.00	0.00	0.00	430
431	09/04/2019	0.00	168.00	0.00	2679.95	0.00	0.00	0.00	0.00	0.00	882.00	0.00	0.00	431
432	09/30/2019	0.00	0.00	42.44	2722.39	0.00	0.00	0.00	0.00	0.00	882.00	0.00	0.00	432
<b>Totals:</b>		\$24800.00	\$18020.71	\$0.00	\$2722.39	\$0.00	\$0.00	\$0.00	\$0.00	\$0.00	\$882.00	\$0.00	\$0.00	

Total Unadjudicated Interest on UA: \$2722.39      Total Unadjudicated Penalty: \$882.00  
 Total Unadjudicated Interest on AA: \$0.00      Total Adjudicated Penalty: \$0.00  
 Total Adjudicated Interest: \$0.00      Total Penalty: \$882.00  
 Total Interest: \$2722.39

Total Arrears: \$6790.00  
 Total Interest: \$2722.39  
 Total Penalty: \$882.00  
 Grand Total: \$10394.39

COPY

**CERTIFIED COPY**

The document to which this certificate is attached is a full, true and correct copy of the original in file and of record in my office.

DATE November 20, 2019

BOBBIE R. WILLIAMS Clerk of Court  
of the State of Nevada, in and for the County of Douglas,

By *W. R. Williams* Deputy