



00123018202009567520650654

KAREN ELLISON, RECORDER

1
2
3
4
5
6
7
8
9
10
11
12
13
14
15
16
17
18
19
20
21
22
23
24
25
26
27
28

APN # _____

Recording Requested by and returned to:

(for Recorder's use only)

Name: Division of Welfare and Supportive Services
Child Support Enforcement
Address: 300 E. Second St., Ste. 1200
City/State/Zip: Reno, NV 89501-1580

- Release of Lien (RELN)
- Judgment and Order
- Stipulation and Order
- Other:

OBLIGOR'S NAME: JESSE HULME

UPI #: 896-92-3100B

This page added to provide additional information required by NRS 111.312 Sections 1-2.
(Additional recording fee applies.)

This cover page must be typed or printed.

1 CASE NO. 2020 UR 00019

2 DEPT. NO. II

3 **IN THE NINTH JUDICIAL DISTRICT COURT OF THE STATE OF NEVADA**
4 **IN AND FOR THE COUNTY OF DOUGLAS**

5
6 DIVISION OF WELFARE AND SUPPORTIVE SERVICES
7 AND DENISE C. DAVIS

Obligees,

AFFIDAVIT OF RECORDATION


8 Vs.


9 JESSE HULME

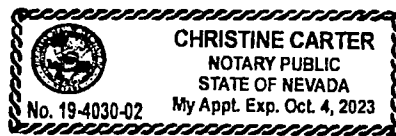
Obligor

10 _____/
11 I, Martin Hernandez, hereby swear and affirm under penalty of perjury that the following assertions are true:

- 12 1. That affiant is, and at all times mentioned herein was, a citizen of the State of Nevada, over the
- 13 age of twenty-one years of age, and an employee of the Division of Welfare and Supportive
- 14 Services Child Support Enforcement Office managing the legal process under Case Number
- 15 896-92-3100B.
- 16 2. That this affidavit and Judgment and Order is being filed pursuant to NRS125B.142 and
- 17 NRS17.150, and when so recorded shall become a lien upon all the real property of the Obligor.
- 18 3. That the Obligor's name is Jesse Hulme, whose address, Social Security number and date of
- 19 birth is confidential on file with the Division of Welfare and Supportive Services Child Support
- 20 Enforcement Office.
- 21 4. That attached hereto is a certified copy of the Judgment and Order filed on October 29, 2020.

22
23 
24 _____
25 Martin Hernandez
26 Administrative Assistant II

27 State of Nevada, County of Washoe
28 Subscribed and sworn before me this
17th day of November, 2020

NOTARY PUBLIC



INSTRUCTIONS TO RECORDER

Obligor: Jesse Hulme

Obligee: Denise Davis

Date: November 17, 2020

From: Martin Hernandez, Administrative Assistant II, Division of Welfare and Supportive Services Child Support Enforcement Office

Enclosed: Certified copy of Child Support Judgment and Order

In accordance with NRS125B.142 and NRS17.150, on the behalf of the Division please record the attached Affidavit and Judgment and Order at the request of the Division of Welfare and Supportive Services Child Support Enforcement Office.

Please note: If the judgment is a Stipulation and Order, they should be recorded as one document.

Thank you for your assistance. If you have any questions or concerns, please call me at (775) 448-5168.

COPY

RECEIVED

OCT 21 2020

Douglas County
District Court Clerk

2020 OCT 29 AM 9:01

LOBBIE R. WILLIAMS
CLERK

A. NEWTON DEPUTY

1 Case No. 2020 UR 00019

2 Dept No. II

6 IN THE NINTH JUDICIAL DISTRICT COURT OF THE STATE OF NEVADA

7 IN AND FOR THE COUNTY OF DOUGLAS

9 DIVISION OF WELFARE AND SUPPORTIVE SERVICES
AND DENISE C. DAVIS

10 Obligees,

11 Vs.

12 JESSE HULME

13 Obligor,

14 _____
15 **JUDGMENT AND ORDER**

16 *The undersigned does hereby affirm this document does not contain the social security number of any*
17 *person, pursuant to NRS 239B.030.*

18 This matter was heard on September 11, 2020 for Notice of Intent to Enforce and Modify.

19 The Court Master with the following were present:

20 Obligee: Present, via telephone

21 Obligor: Present, via telephone

23 Presented by: Angela Schwitters

Division of Welfare and Support Services
Child Support Enforcement

24 After considering all the evidence, the Master hereby makes the following Findings and

25 Recommendations:

26 The Obligor is the parent of the following children:

27 NAME

DOB

28 HAYLEE EMMA HULME

APRIL 25, 2007

1 Using Federal Poverty Level Guidelines, Obligor's gross monthly earnings are **\$0.00**.
2 Pursuant to the formula prescribed within NRS 125B.080 and NAC 425 et seq., the
3 state calculates an obligation of **\$84.00** per month.

4 The monthly child support obligation recommended in paragraph 1 below is adjusted
5 based on the following considerations contained in NAC 425.150:

6 Any special educational needs of the child:	_____	N/A;
7 The legal responsibility of the parties for the support of others:	_____	N/A;
8 The value of services contributed by either party:	_____	N/A;
9 Any public assistance paid to support the child:	_____	N/A;
10 The cost of transportation of the child to and from visitation:	_____	N/A;
11 The relative income of both households:	_____	N/A;
12 Any other necessary expenses for the benefit of the child:	_____	N/A;
13 The Obligor's ability to pay:	_____	N/A;
14 The child(ren)'s derivative benefit from a federal public benefit:	_____	N/A.

12 The child support amount recommended by the Court Master (set out in paragraph 1
13 below) deviates from the statutory percentage under NAC 425 et seq., based on the
14 Obligor's cost of insurance for the child in the amount of \$ _____. NAC 425.135

15 The monthly child support amount recommended in paragraph 1 below deviates/is
16 adjusted from the statutory percentage under NRS 125B.080 and NAC 425 et seq.,
17 based on the reasonable cost of child care in amount of \$ _____ and the Obligor will
18 share the equitable amount of \$ _____ as part of the monthly child support obligation.
19 NAC 425.130.

20 RECOMMENDED ORDER IS:

- 21 Ongoing support is ordered in the amount of **\$84.00** per month beginning
22 September 1, 2020. The obligation for Child Support continues until the child turns 18
23 years of age, or until the child turns 19 years of age if the child is enrolled in High
24 School. NRS 425.300. However, this obligation to support a child is affected by a
25 child's ability to live on their own (NRS129.080 to 129.140 – legal emancipation) or
26 when applicable, continued financial support beyond the age of majority per NRS
27 125B.110.
- 28 The Obligor is responsible for **child support** arrears for the period of

1 February 1, 2012 through August 31, 2020.

2 A judgment is entered against the Obligor for **child support** arrears as follows:

3 Principal in the amount of \$1,020.00

4 Interest in the amount of \$508.09

5 Penalty in the amount of \$806.50

6 For a total judgment of \$2,334.59 to be repaid at \$25.00 per month beginning September 1, 2020.

7 3. The Obligor is responsible for **medical cash** arrears for the period of

8 February 1, 2012 through August 31, 2020.

9 A judgment is entered against the Obligor for **medical cash** arrears as follows:

10 Principal in the amount of \$297.54

11 Interest in the amount of \$309.14

12 Penalty in the amount of \$173.73

13 For a total judgment of \$780.41 to be repaid at \$10.00 per month beginning September 1, 2020.

14 All payments MUST be made in the form of a money order, cashier's check or business check
15 and payable to **STATE COLLECTION AND DISBURSEMENT UNIT (SCaDU)** and sent
16 to:

17 **STATE COLLECTION AND DISBURSEMENT UNIT (SCaDU)**
18 **P.O. BOX 98950**
19 **LAS VEGAS, NV 89193-89501**

20 The following information must be included with each payment:

21 A. Name (first, middle, last) of person responsible for paying child support.

22 B. Social Security Number of person responsible for paying child support.

23 C. Child support case number 896-92-3100B listed on each payment.

24 D. Name of custodian (first and last name of person receiving child support).

25 **PAYMENT OF SUPPORT IS TO BE AS PROVIDED HEREIN, AND THE GIVING OF**
26 **GIFTS, OF MAKING PURCHASES OF FOOD, CLOTHING AND THE LIKE WILL**
27 **NOT FULFILL THE OBLIGATION. NOTICE: NO CREDIT WILL BE GIVEN FOR**
28 **PAYMENTS PAID DIRECTLY TO THE OBLIGEE.**

1 4. All payments shall be made by immediate income withholding. If your full obligation
2 is not met by the amount withheld by your employer, you are responsible to pay the
3 difference between your court ordered obligation and the amount withheld by your
4 employer directly to the STATE COLLECTION AND DISBURSEMENT UNIT
5 (SCaDU). If you fail to do so you will be subject to the assessment of penalties and
6 interest. You may avoid these additional costs by making your current child support
7 payments each month.

8 5. The Oblige will cover the child's medical, vision, or dental health insurance needs
9 using either a private for fee insurance plan or public insurance plan. The accessible
10 and reasonable cost of medical support for the child is the amount of \$32.00 per month.
11 The Obligor will pay \$16.00 for the monthly medical cash support. NAC 425.135.

12 6. Pursuant NRS 425.382 et seq. and NAC 425 et seq., expenses for health care which
13 are not reimbursed through insurance, including expenses for medical, surgical, dental,
14 orthodontic and optical expenses, must be shared equally by both parents. If a parent
15 seeks reimbursement for a child's medical/dental expense not covered by insurance, that
16 parent must send proof of the expense to the other parent within 30 days of paying that
17 bill. The other parent then has 30 days to reimburse the paying parent 1/2 the cost of
18 that bill. The parents are required to comply with this provision for reimbursement
19 under this provision. The parents seeking enforcement of this provision must either go
20 to small claims court or district court to obtain a judgment against the other parent
21 before CSEP is required to collect on that judgment.

22 7. The Obligor shall keep the Division of Welfare and Supportive Services informed of
23 any change regarding current residential and/or mailing address, employment and of
24 access to health insurance coverage in WRITING (including health insurance policy
25 information) within 10 days of such change.

26 8. Obligor shall be responsible for ALL child support and judgment payments due.
27 Payment is to be made directly to the STATE COLLECTION AND
28 DISBURSEMENT UNIT (SCaDU). At any time withholding does not occur, Obligor

1 must make voluntary payments to the STATE COLLECTION AND DISBURSEMENT
2 UNIT (SCaDU).

3 9. Effective July 1, 2004 simple interest will accrue on all adjudicated arrears balances
4 (including payment in lieu of medical insurance) and spousal support balances, for
5 cases with a Nevada controlling order pursuant to NRS 99.040. Interest assessed by a
6 judgment of the court prior to July 1, 2004 will be enforced. Interest on the judgment
7 shall accrue at the rate established by NRS 125B.140(2)(c)(1).

8 10. A 10% penalty will be assessed on each unpaid installment, or portion thereof, of an
9 obligation to pay child support for a child, pursuant to NRS 125B.095 until January 31,
10 2020. All penalties accrued through that date will be enforced/collected until the
11 amount is paid in full.

12 11. The State of Nevada has continuing exclusive jurisdiction for enforcement and
13 modification purposes pursuant to the Full Faith and Credit for Child Support Orders
14 Act.

15 12. The Master finds that these Recommendations are in the best interest of the child.

16 It is further ordered that: Ninety (90) day Employment Review hearing is set for
17 December 18, 2020. Obligor is to provide documentation on his job seeking efforts and/or
18 employment to the Division by December 4, 2020.

19 ///
20 ///
21 ///
22 ///
23 ///
24 ///
25 ///
26 ///
27 ///
28 ///

SUPPORT OBLIGATION BREAKDOWN AS FOLLOWS:

1		
2	Child Support.....	<u>\$84.00</u> Effective <u>September 1, 2020</u>
3	Child Support Arrearages.....	<u>\$25.00</u> Effective <u>September 1, 2020</u>
4	Medical Cash.....	<u>\$16.00</u> Effective <u>September 1, 2020</u>
5	Medical Cash Arrearages.....	<u>\$10.00</u> Effective <u>September 1, 2020</u>
6	TOTAL PAYMENT.....	<u>\$135.00</u>

7 Pursuant to NRS 125B.145 this Order may be reviewed every three (3) years and is subject to
8 future modifications.

9 **NOTICE:** Pursuant to NAC 425.165, if you want to adjust the amount of child support
10 established in this order, you **MUST** file a motion to modify the order with or submit a
11 stipulation to the court. If a motion to modify the order is not filed or a stipulation is not
12 submitted, the child support obligation established in this order will continue until such time
13 as all children who are the subject of this order reach 18 years of age or, if the youngest child
14 who is subject to this order is still in high school when he or she reaches 18 years of age,
15 when the child graduates from high school or reaches 19 years of age, whichever comes first.
16 Unless the parties agree otherwise in a stipulation, any modification made pursuant to a
17 motion to modify the order will be effective as of the date the motion was filed.
18 Unless a stay of this Order is obtained from District Court, all enforcement procedures
19 including, but not limited to wage withholding, garnishment, liens and the attachment of
20 federal income tax returns will be undertaken upon entry of this order.

21 **IT IS SO RECOMMENDED.**

22
23 This 15 day of Sept, 2020.


COURT MASTER

1 **NOTICE OF RIGHT TO WAIVE OBJECTION**

2 The Obligor waives the ten (10) days for objection to the Master's Report, and
3 this report may be submitted to the District Court immediately.

4 The Obligee waives the ten (10) days for objection to the Master's Report, and
5 this report may be submitted to the District Court immediately.

6 Receipt of the Master's Recommendation is acknowledged by my signature below.

7 _____
JESSE HULME, Obligor

8 _____
DENISE C. DAVIS, Obligee

9 **NOTICE OF RIGHT TO OBJECTION**

10 Objections are governed by NRS 425.3844. You have 10 (ten) days from receipt of this
11 recommendation to file your objection. A failure to file and serve a written objection will
12 result in final Judgment being ordered by District Court.

13 Objections to this Order **must be filed** with the Ninth Judicial District Court of the State of
14 Nevada and **served upon** the other party and the Division of Welfare and Supportive
Services at 300 East Second Street Suite 1200, Reno, NV 89501.

15 You must submit your objection to the Court Clerk for filing by submitting your original
16 objection and two copies. Legal advice regarding your objection will not be provided.

17 For information on obtaining a objection packet or the objection process please call the
18 **Division of Welfare and Supportive Services at (775) 448-5150 located at 300 East
Second Street Suite 1200, Reno, NV 89501.**

19 **ORDER**

20 The Court, having reviewed the above and foregoing Master's Report prepared by the Court

21 Master and,

22 The Obligor having waived the right to object thereto.

23 No timely objection having been filed hereto.

24 **IT IS HEREBY ORDERED that the Master's Findings and Recommendations are**
25 **affirmed and adopted.**
26

27 Dated: October 26, 2020.

28 _____
DISTRICT JUDGE

1 Case No. 2020 UR 00019

2 Dept No. II

3
4
5
6 IN THE NINTH JUDICIAL DISTRICT COURT OF THE STATE OF NEVADA
7 IN AND FOR THE COUNTY OF DOUGLAS

8
9 DIVISION OF WELFARE AND SUPPORTIVE SERVICES
10 AND DENISE C. DAVIS

Obligees,

11 Vs.

12 JESSE HULME

Obligor


13
14 _____ /
15 **CERTIFICATE OF MAILING**

16 Pursuant to NRCP 5(b), I certify that on this date I deposited for mailing, postage
17 prepaid, at Reno, Nevada, a true copy of the attached document addressed to:

18 JESSE HULME
19 CONFIDENTIAL
20 IN FILE

21 DENISE C. DAVIS
22 CONFIDENTIAL
23 IN FILE

24 DATED: SEPTEMBER 25TH, 2020

25
26 SIGNED: 
27 ^{fs} Christine Carter
ADMINISTRATIVE ASSISTANT II

28 DOCUMENTS: JUDGMENT AND ORDER
CASE NO. 2020 UR 00019

Custodian Financial Audit (part 1 of 2)

Run Date: 09/03/2020
Run Time: 09:38 AM

NCP Name: Hulme, Jesse
CST Name: Davis, Denise

Case ID: 896923100B
Docket#: 2020 UR 00019

Office: 03

Prepared By: ASCHWITT
Last Updated By: ASCHWITT

Prepared By Date: 09/03/2020
Last Updated By Date: 09/03/2020

Provision Type: Child Support

Event Date	Event Type	Current Amount Due	NCP Paid	Unadjudicated Arrears		Adjudicated Arrears	
				Adjustment Amount	Running Balance	Adjustment Amount	Running Balance
02/01/2012	J	0.00	0.00	0.00	0.00	1415.40	1415.40
02/01/2012	O	340.00	0.00	340.00	340.00	0.00	1415.40
02/29/2012	M	0.00	0.00	0.00	340.00	0.00	1415.40
03/01/2012	O	340.00	0.00	340.00	680.00	0.00	1415.40
03/31/2012	M	0.00	0.00	0.00	680.00	0.00	1415.40
04/01/2012	O	340.00	0.00	340.00	1020.00	0.00	1415.40
04/18/2012	P	0.00	340.00	-340.00	680.00	0.00	1415.40
04/30/2012	M	0.00	0.00	0.00	680.00	0.00	1415.40
05/01/2012	O	340.00	0.00	340.00	1020.00	0.00	1415.40
05/03/2012	P	0.00	108.31	-108.31	911.69	0.00	1415.40
05/10/2012	P	0.00	108.31	-108.31	803.38	0.00	1415.40
05/17/2012	P	0.00	108.31	-108.31	695.07	0.00	1415.40
05/24/2012	P	0.00	53.97	-15.07	680.00	-38.90	1376.50
05/31/2012	M	0.00	0.00	0.00	680.00	0.00	1376.50
06/01/2012	O	340.00	0.00	340.00	1020.00	0.00	1376.50
06/07/2012	P	0.00	108.31	-108.31	911.69	0.00	1376.50
06/07/2012	P	0.00	108.31	-108.31	803.38	0.00	1376.50
06/14/2012	P	0.00	108.31	-108.31	695.07	0.00	1376.50
06/21/2012	P	0.00	53.97	-15.07	680.00	-38.90	1337.60
06/27/2012	P	0.00	72.23	0.00	680.00	-72.23	1265.37
06/30/2012	M	0.00	0.00	0.00	680.00	0.00	1265.37

EXHIBIT A

Event Date	Event Type	Current Amount Due	NCP Paid	Unadjudicated Arrears		Adjudicated Arrears			
				Adjustment Amount	Running Balance	Adjustment Amount	Running Balance		
22	07/01/2012	O	340.00	0.00	340.00	1020.00	0.00	1265.37	22
23	07/05/2012	P	0.00	-108.31	-108.31	911.69	0.00	1265.37	23
24	07/19/2012	P	0.00	-108.31	-108.31	803.38	0.00	1265.37	24
25	07/19/2012	P	0.00	-108.31	-108.31	695.07	0.00	1265.37	25
26	07/26/2012	P	0.00	-15.07	-15.07	680.00	-38.90	1226.47	26
27	07/31/2012	M	0.00	0.00	0.00	680.00	0.00	1226.47	27
28	08/01/2012	O	340.00	0.00	340.00	1020.00	0.00	1226.47	28
29	08/09/2012	P	0.00	-216.62	-216.62	803.38	0.00	1226.47	29
30	08/16/2012	P	0.00	-108.31	-108.31	695.07	0.00	1226.47	30
31	08/23/2012	P	0.00	-15.07	-15.07	680.00	-38.90	1187.57	31
32	08/30/2012	P	0.00	0.00	0.00	680.00	-83.31	1104.26	32
33	08/31/2012	M	0.00	0.00	0.00	680.00	0.00	1104.26	33
34	09/01/2012	O	340.00	0.00	340.00	1020.00	0.00	1104.26	34
35	09/12/2012	P	0.00	-108.31	-108.31	911.69	0.00	1104.26	35
36	09/12/2012	P	0.00	-108.31	-108.31	803.38	0.00	1104.26	36
37	09/20/2012	P	0.00	-108.31	-108.31	695.07	0.00	1104.26	37
38	09/27/2012	P	0.00	-15.07	-15.07	680.00	-38.90	1065.36	38
39	09/30/2012	M	0.00	0.00	0.00	680.00	0.00	1065.36	39
40	10/01/2012	O	340.00	0.00	340.00	1020.00	0.00	1065.36	40
41	10/04/2012	P	0.00	-108.31	-108.31	911.69	0.00	1065.36	41
42	10/12/2012	P	0.00	-108.31	-108.31	803.38	0.00	1065.36	42
43	10/18/2012	P	0.00	-108.31	-108.31	695.07	0.00	1065.36	43
44	10/25/2012	P	0.00	-15.07	-15.07	680.00	-38.90	1026.46	44
45	10/31/2012	M	0.00	0.00	0.00	680.00	0.00	1026.46	45
46	11/01/2012	O	340.00	0.00	340.00	1020.00	0.00	1026.46	46
47	11/01/2012	P	0.00	-108.31	-108.31	911.69	0.00	1026.46	47
48	11/08/2012	P	0.00	-108.31	-108.31	803.38	0.00	1026.46	48
49	11/21/2012	P	0.00	-108.31	-108.31	695.07	0.00	1026.46	49
50	11/26/2012	P	0.00	-15.07	-15.07	680.00	-38.90	987.56	50
51	11/30/2012	P	0.00	0.00	0.00	680.00	-83.31	904.25	51
52	11/30/2012	M	0.00	0.00	0.00	680.00	0.00	904.25	52
53	12/01/2012	O	340.00	0.00	340.00	1020.00	0.00	904.25	53
54	12/10/2012	P	0.00	-85.20	-85.20	934.80	0.00	904.25	54
55	12/24/2012	P	0.00	-108.31	-108.31	826.49	0.00	904.25	55

Event Date	Event Type	Current Amount Due	NCP Paid	Unadjudicated Arrears		Adjudicated Arrears			
				Adjustment Amount	Running Balance	Adjustment Amount	Running Balance		
56	12/24/2012	P	0.00	108.31	-108.31	718.18	0.00	904.25	56
57	12/26/2012	P	0.00	53.97	-38.18	680.00	-15.79	888.46	57
58	12/31/2012	M	0.00	0.00	0.00	680.00	0.00	888.46	58
59	01/01/2013	O	340.00	0.00	340.00	1020.00	0.00	888.46	59
60	01/04/2013	P	0.00	108.31	-108.31	911.69	0.00	888.46	60
61	01/24/2013	P	0.00	108.31	-108.31	803.38	0.00	888.46	61
62	01/31/2013	M	0.00	0.00	0.00	803.38	0.00	888.46	62
63	02/01/2013	O	340.00	0.00	340.00	1143.38	0.00	888.46	63
64	02/28/2013	M	0.00	0.00	0.00	1143.38	0.00	888.46	64
65	03/01/2013	O	340.00	0.00	340.00	1483.38	0.00	888.46	65
66	03/01/2013	P	0.00	108.31	-108.31	1375.07	0.00	888.46	66
67	03/11/2013	P	0.00	108.31	-108.31	1266.76	0.00	888.46	67
68	03/11/2013	P	0.00	2155.22	-1266.76	0.00	-888.46	0.00	68
69	03/18/2013	P	0.00	108.31	-108.31	-108.31	0.00	0.00	69
70	03/25/2013	P	0.00	15.07	-15.07	-123.38	0.00	0.00	70
71	04/01/2013	O	340.00	0.00	340.00	216.62	0.00	0.00	71
72	04/01/2013	P	0.00	108.31	-108.31	108.31	0.00	0.00	72
73	04/08/2013	P	0.00	108.31	-108.31	0.00	0.00	0.00	73
74	04/15/2013	P	0.00	108.31	-108.31	-108.31	0.00	0.00	74
75	04/22/2013	P	0.00	15.07	-15.07	-123.38	0.00	0.00	75
76	05/01/2013	O	340.00	0.00	340.00	216.62	0.00	0.00	76
77	05/01/2013	P	0.00	108.31	-108.31	108.31	0.00	0.00	77
78	05/13/2013	P	0.00	108.31	-108.31	0.00	0.00	0.00	78
79	05/20/2013	P	0.00	108.31	-108.31	-108.31	0.00	0.00	79
80	05/28/2013	P	0.00	15.07	-15.07	-123.38	0.00	0.00	80
81	06/01/2013	O	340.00	0.00	340.00	216.62	0.00	0.00	81
82	06/03/2013	P	0.00	108.31	-108.31	108.31	0.00	0.00	82
83	06/10/2013	P	0.00	108.31	-108.31	0.00	0.00	0.00	83
84	06/17/2013	P	0.00	108.31	-108.31	-108.31	0.00	0.00	84
85	07/01/2013	O	340.00	0.00	340.00	231.69	0.00	0.00	85
86	07/01/2013	P	0.00	219.60	-219.60	12.09	0.00	0.00	86
87	07/08/2013	P	0.00	108.30	-108.30	-96.21	0.00	0.00	87
88	07/15/2013	P	0.00	12.10	-12.10	-108.31	0.00	0.00	88
89	08/01/2013	O	340.00	0.00	340.00	231.69	0.00	0.00	89

Event Date	Event Type	Current Amount Due	NCP Paid	Unadjudicated Arrears		Adjudicated Arrears			
				Adjustment Amount	Running Balance	Adjustment Amount	Running Balance		
90	08/01/2013	P	0.00	55.27	-55.27	176.42	0.00	0.00	90
91	08/19/2013	P	0.00	178.30	-178.30	-1.88	0.00	0.00	91
92	08/19/2013	P	0.00	106.43	-106.43	-108.31	0.00	0.00	92
93	09/01/2013	O	340.00	0.00	340.00	231.69	0.00	0.00	93
94	09/03/2013	P	0.00	108.30	-108.30	123.39	0.00	0.00	94
95	09/15/2013	P	0.00	56.00	-56.00	67.39	0.00	0.00	95
96	09/15/2013	P	0.00	56.00	-56.00	11.39	0.00	0.00	96
97	09/24/2013	P	0.00	56.00	-56.00	-44.61	0.00	0.00	97
98	09/30/2013	P	0.00	56.00	-56.00	-100.61	0.00	0.00	98
99	10/01/2013	O	340.00	0.00	340.00	239.39	0.00	0.00	99
100	10/31/2013	M	0.00	0.00	0.00	239.39	0.00	0.00	100
101	11/01/2013	O	340.00	0.00	340.00	579.39	0.00	0.00	101
102	11/05/2013	P	0.00	108.00	-108.00	471.39	0.00	0.00	102
103	11/05/2013	P	0.00	78.00	-78.00	393.39	0.00	0.00	103
104	11/12/2013	P	0.00	108.00	-108.00	285.39	0.00	0.00	104
105	11/12/2013	P	0.00	53.66	-53.66	231.73	0.00	0.00	105
106	11/30/2013	M	0.00	0.00	0.00	231.73	0.00	0.00	106
107	12/01/2013	O	340.00	0.00	340.00	571.73	0.00	0.00	107
108	12/31/2013	M	0.00	0.00	0.00	571.73	0.00	0.00	108
109	01/01/2014	O	340.00	0.00	340.00	911.73	0.00	0.00	109
110	01/31/2014	M	0.00	0.00	0.00	911.73	0.00	0.00	110
111	02/01/2014	O	340.00	0.00	340.00	1251.73	0.00	0.00	111
112	02/28/2014	M	0.00	0.00	0.00	1251.73	0.00	0.00	112
113	03/01/2014	O	340.00	0.00	340.00	1591.73	0.00	0.00	113
114	03/24/2014	P	0.00	1237.00	-1237.00	354.73	0.00	0.00	114
115	03/31/2014	M	0.00	0.00	0.00	354.73	0.00	0.00	115
116	04/01/2014	O	340.00	0.00	340.00	694.73	0.00	0.00	116
117	04/30/2014	M	0.00	0.00	0.00	694.73	0.00	0.00	117
118	05/01/2014	O	340.00	0.00	340.00	1034.73	0.00	0.00	118
119	05/31/2014	M	0.00	0.00	0.00	1034.73	0.00	0.00	119
120	06/01/2014	O	340.00	0.00	340.00	1374.73	0.00	0.00	120
121	06/30/2014	M	0.00	0.00	0.00	1374.73	0.00	0.00	121
122	07/01/2014	O	340.00	0.00	340.00	1714.73	0.00	0.00	122
123	07/31/2014	M	0.00	0.00	0.00	1714.73	0.00	0.00	123

	Event Date	Event Type	Current Amount Due	NCP Paid	Unadjudicated Arrears		Adjudicated Arrears		
					Adjustment Amount	Running Balance	Adjustment Amount	Running Balance	
124	08/01/2014	O	340.00	0.00	340.00	2054.73	0.00	0.00	124
125	08/31/2014	M	0.00	0.00	0.00	2054.73	0.00	0.00	125
126	09/01/2014	O	340.00	0.00	340.00	2394.73	0.00	0.00	126
127	09/30/2014	M	0.00	0.00	0.00	2394.73	0.00	0.00	127
128	10/01/2014	O	340.00	0.00	340.00	2734.73	0.00	0.00	128
129	10/31/2014	M	0.00	0.00	0.00	2734.73	0.00	0.00	129
130	11/01/2014	O	340.00	0.00	340.00	3074.73	0.00	0.00	130
131	11/03/2014	P	0.00	385.66	-385.66	2689.07	0.00	0.00	131
132	11/26/2014	P	0.00	415.00	-415.00	2274.07	0.00	0.00	132
133	11/30/2014	M	0.00	0.00	0.00	2274.07	0.00	0.00	133
134	12/01/2014	O	340.00	0.00	340.00	2614.07	0.00	0.00	134
135	12/24/2014	P	0.00	385.66	-385.66	2228.41	0.00	0.00	135
136	12/31/2014	M	0.00	0.00	0.00	2228.41	0.00	0.00	136
137	01/01/2015	O	340.00	0.00	340.00	2568.41	0.00	0.00	137
138	01/31/2015	M	0.00	0.00	0.00	2568.41	0.00	0.00	138
139	02/01/2015	O	340.00	0.00	340.00	2908.41	0.00	0.00	139
140	02/13/2015	P	0.00	390.00	-390.00	2518.41	0.00	0.00	140
141	02/28/2015	M	0.00	0.00	0.00	2518.41	0.00	0.00	141
142	03/01/2015	O	340.00	0.00	340.00	2858.41	0.00	0.00	142
143	03/31/2015	M	0.00	0.00	0.00	2858.41	0.00	0.00	143
144	04/01/2015	O	340.00	0.00	340.00	3198.41	0.00	0.00	144
145	04/29/2015	P	0.00	108.31	-108.31	3090.10	0.00	0.00	145
146	04/30/2015	M	0.00	0.00	0.00	3090.10	0.00	0.00	146
147	05/01/2015	O	340.00	0.00	340.00	3430.10	0.00	0.00	147
148	05/11/2015	P	0.00	830.00	-830.00	2600.10	0.00	0.00	148
149	05/14/2015	P	0.00	216.62	-216.62	2383.48	0.00	0.00	149
150	05/22/2015	P	0.00	108.31	-108.31	2275.17	0.00	0.00	150
151	05/29/2015	P	0.00	108.31	-108.31	2166.86	0.00	0.00	151
152	05/31/2015	M	0.00	0.00	0.00	2166.86	0.00	0.00	152
153	06/01/2015	O	340.00	0.00	340.00	2506.86	0.00	0.00	153
154	06/04/2015	P	0.00	108.31	-108.31	2398.55	0.00	0.00	154
155	06/08/2015	P	0.00	390.00	-390.00	2008.55	0.00	0.00	155
156	06/15/2015	P	0.00	108.31	-108.31	1900.24	0.00	0.00	156
157	06/17/2015	P	0.00	108.31	-108.31	1791.93	0.00	0.00	157

Event Date	Event Type	Current Amount Due	NCP Paid	Unadjudicated Arrears		Adjudicated Arrears			
				Adjustment Amount	Running Balance	Adjustment Amount	Running Balance		
158	06/24/2015	P	0.00	108.31	-108.31	1683.62	0.00	0.00	158
159	06/30/2015	M	0.00	0.00	0.00	1683.62	0.00	0.00	159
160	07/01/2015	O	340.00	0.00	340.00	2023.62	0.00	0.00	160
161	07/02/2015	P	0.00	108.31	-108.31	1915.31	0.00	0.00	161
162	07/09/2015	P	0.00	108.31	-108.31	1807.00	0.00	0.00	162
163	07/16/2015	P	0.00	108.31	-108.31	1698.69	0.00	0.00	163
164	07/23/2015	P	0.00	53.97	-53.97	1644.72	0.00	0.00	164
165	07/30/2015	P	0.00	83.31	-83.31	1561.41	0.00	0.00	165
166	07/31/2015	M	0.00	0.00	0.00	1561.41	0.00	0.00	166
167	08/01/2015	O	340.00	0.00	340.00	1901.41	0.00	0.00	167
168	08/06/2015	P	0.00	108.31	-108.31	1793.10	0.00	0.00	168
169	08/12/2015	P	0.00	108.31	-108.31	1684.79	0.00	0.00	169
170	08/20/2015	P	0.00	108.31	-108.31	1576.48	0.00	0.00	170
171	08/27/2015	P	0.00	53.97	-53.97	1522.51	0.00	0.00	171
172	08/31/2015	M	0.00	0.00	0.00	1522.51	0.00	0.00	172
173	09/01/2015	O	340.00	0.00	340.00	1862.51	0.00	0.00	173
174	09/02/2015	P	0.00	108.31	-108.31	1754.20	0.00	0.00	174
175	09/10/2015	P	0.00	108.31	-108.31	1645.89	0.00	0.00	175
176	09/16/2015	P	0.00	108.31	-108.31	1537.58	0.00	0.00	176
177	09/24/2015	P	0.00	53.97	-53.97	1483.61	0.00	0.00	177
178	09/30/2015	P	0.00	83.31	-83.31	1400.30	0.00	0.00	178
179	09/30/2015	M	0.00	0.00	0.00	1400.30	0.00	0.00	179
180	10/01/2015	O	340.00	0.00	340.00	1740.30	0.00	0.00	180
181	10/08/2015	P	0.00	108.31	-108.31	1631.99	0.00	0.00	181
182	10/15/2015	P	0.00	108.31	-108.31	1523.68	0.00	0.00	182
183	10/21/2015	P	0.00	108.31	-108.31	1415.37	0.00	0.00	183
184	10/28/2015	P	0.00	53.97	-53.97	1361.40	0.00	0.00	184
185	10/31/2015	M	0.00	0.00	0.00	1361.40	0.00	0.00	185
186	11/01/2015	O	340.00	0.00	340.00	1701.40	0.00	0.00	186
187	11/05/2015	P	0.00	108.31	-108.31	1593.09	0.00	0.00	187
188	11/13/2015	P	0.00	108.31	-108.31	1484.78	0.00	0.00	188
189	11/19/2015	P	0.00	108.31	-108.31	1376.47	0.00	0.00	189
190	11/25/2015	P	0.00	53.97	-53.97	1322.50	0.00	0.00	190
191	11/30/2015	M	0.00	0.00	0.00	1322.50	0.00	0.00	191

	Event Date	Event Type	Current Amount Due	NCP Paid	Unadjudicated Arrears		Adjudicated Arrears		
					Adjustment Amount	Running Balance	Adjustment Amount	Running Balance	
192	12/01/2015	O	340.00	0.00	340.00	1662.50	0.00	0.00	192
193	12/16/2015	P	0.00	108.31	-108.31	1554.19	0.00	0.00	193
194	12/31/2015	M	0.00	0.00	0.00	1554.19	0.00	0.00	194
195	01/01/2016	O	340.00	0.00	340.00	1894.19	0.00	0.00	195
196	01/29/2016	P	0.00	108.31	-108.31	1785.88	0.00	0.00	196
197	01/31/2016	M	0.00	0.00	0.00	1785.88	0.00	0.00	197
198	02/01/2016	O	340.00	0.00	340.00	2125.88	0.00	0.00	198
199	02/05/2016	P	0.00	108.31	-108.31	2017.57	0.00	0.00	199
200	02/12/2016	P	0.00	108.31	-108.31	1909.26	0.00	0.00	200
201	02/22/2016	P	0.00	108.31	-108.31	1800.95	0.00	0.00	201
202	02/25/2016	P	0.00	53.97	-53.97	1746.98	0.00	0.00	202
203	02/29/2016	M	0.00	0.00	0.00	1746.98	0.00	0.00	203
204	03/01/2016	O	340.00	0.00	340.00	2086.98	0.00	0.00	204
205	03/03/2016	P	0.00	108.31	-108.31	1978.67	0.00	0.00	205
206	03/10/2016	P	0.00	108.31	-108.31	1870.36	0.00	0.00	206
207	03/17/2016	P	0.00	108.31	-108.31	1762.05	0.00	0.00	207
208	03/24/2016	P	0.00	53.97	-53.97	1708.08	0.00	0.00	208
209	03/31/2016	M	0.00	0.00	0.00	1708.08	0.00	0.00	209
210	04/01/2016	O	340.00	0.00	340.00	2048.08	0.00	0.00	210
211	04/01/2016	P	0.00	108.31	-108.31	1939.77	0.00	0.00	211
212	04/07/2016	P	0.00	108.31	-108.31	1831.46	0.00	0.00	212
213	04/15/2016	P	0.00	108.31	-108.31	1723.15	0.00	0.00	213
214	04/21/2016	P	0.00	53.97	-53.97	1669.18	0.00	0.00	214
215	04/28/2016	P	0.00	83.31	-83.31	1585.87	0.00	0.00	215
216	04/30/2016	M	0.00	0.00	0.00	1585.87	0.00	0.00	216
217	05/01/2016	O	340.00	0.00	340.00	1925.87	0.00	0.00	217
218	05/05/2016	P	0.00	108.31	-108.31	1817.56	0.00	0.00	218
219	05/13/2016	P	0.00	108.31	-108.31	1709.25	0.00	0.00	219
220	05/19/2016	P	0.00	108.31	-108.31	1600.94	0.00	0.00	220
221	05/27/2016	P	0.00	53.97	-53.97	1546.97	0.00	0.00	221
222	05/31/2016	M	0.00	0.00	0.00	1546.97	0.00	0.00	222
223	06/01/2016	O	340.00	0.00	340.00	1886.97	0.00	0.00	223
224	06/03/2016	P	0.00	108.31	-108.31	1778.66	0.00	0.00	224
225	06/09/2016	P	0.00	108.31	-108.31	1670.35	0.00	0.00	225

Event Date	Event Type	Current Amount Due	NCP Paid	Unjudicated Arrears		Judicated Arrears			
				Adjustment Amount	Running Balance	Adjustment Amount	Running Balance		
226	06/17/2016	P	0.00	108.31	-108.31	1562.04	0.00	0.00	226
227	06/30/2016	P	0.00	53.97	-53.97	1508.07	0.00	0.00	227
228	06/30/2016	M	0.00	0.00	0.00	1508.07	0.00	0.00	228
229	07/01/2016	O	340.00	0.00	340.00	1848.07	0.00	0.00	229
230	07/08/2016	P	0.00	108.31	-108.31	1739.76	0.00	0.00	230
231	07/13/2016	P	0.00	108.31	-108.31	1631.45	0.00	0.00	231
232	07/21/2016	P	0.00	108.31	-108.31	1523.14	0.00	0.00	232
233	07/27/2016	P	0.00	53.97	-53.97	1469.17	0.00	0.00	233
234	07/31/2016	M	0.00	0.00	0.00	1469.17	0.00	0.00	234
235	08/01/2016	O	340.00	0.00	340.00	1809.17	0.00	0.00	235
236	08/12/2016	P	0.00	108.31	-108.31	1700.86	0.00	0.00	236
237	08/15/2016	P	0.00	108.31	-108.31	1592.55	0.00	0.00	237
238	08/18/2016	P	0.00	108.31	-108.31	1484.24	0.00	0.00	238
239	08/31/2016	M	0.00	0.00	0.00	1484.24	0.00	0.00	239
240	09/01/2016	O	340.00	0.00	340.00	1824.24	0.00	0.00	240
241	09/01/2016	P	0.00	108.31	-108.31	1715.93	0.00	0.00	241
242	09/09/2016	P	0.00	108.31	-108.31	1607.62	0.00	0.00	242
243	09/15/2016	P	0.00	108.31	-108.31	1499.31	0.00	0.00	243
244	09/22/2016	P	0.00	53.97	-53.97	1445.34	0.00	0.00	244
245	09/29/2016	P	0.00	83.31	-83.31	1362.03	0.00	0.00	245
246	09/30/2016	M	0.00	0.00	0.00	1362.03	0.00	0.00	246
247	10/01/2016	O	340.00	0.00	340.00	1702.03	0.00	0.00	247
248	10/06/2016	P	0.00	108.31	-108.31	1593.72	0.00	0.00	248
249	10/13/2016	P	0.00	108.31	-108.31	1485.41	0.00	0.00	249
250	10/20/2016	P	0.00	108.31	-108.31	1377.10	0.00	0.00	250
251	10/27/2016	P	0.00	53.97	-53.97	1323.13	0.00	0.00	251
252	10/31/2016	M	0.00	0.00	0.00	1323.13	0.00	0.00	252
253	11/01/2016	O	340.00	0.00	340.00	1663.13	0.00	0.00	253
254	11/03/2016	P	0.00	108.31	-108.31	1554.82	0.00	0.00	254
255	11/10/2016	P	0.00	108.31	-108.31	1446.51	0.00	0.00	255
256	11/17/2016	P	0.00	108.31	-108.31	1338.20	0.00	0.00	256
257	11/25/2016	P	0.00	53.97	-53.97	1284.23	0.00	0.00	257
258	11/30/2016	M	0.00	0.00	0.00	1284.23	0.00	0.00	258
259	12/01/2016	O	340.00	0.00	340.00	1624.23	0.00	0.00	259

Event Date	Event Type	Current Amount Due	NCP Paid	Unadjudicated Arrears		Adjudicated Arrears			
				Adjustment Amount	Running Balance	Adjustment Amount	Running Balance		
260	12/01/2016	P	0.00	108.31	-108.31	1515.92	0.00	0.00	260
261	12/08/2016	P	0.00	108.31	-108.31	1407.61	0.00	0.00	261
262	12/16/2016	P	0.00	108.31	-108.31	1299.30	0.00	0.00	262
263	12/22/2016	P	0.00	53.97	-53.97	1245.33	0.00	0.00	263
264	12/29/2016	P	0.00	83.31	-83.31	1162.02	0.00	0.00	264
265	12/31/2016	M	0.00	0.00	0.00	1162.02	0.00	0.00	265
266	01/01/2017	O	340.00	0.00	340.00	1502.02	0.00	0.00	266
267	01/05/2017	P	0.00	108.31	-108.31	1393.71	0.00	0.00	267
268	01/12/2017	P	0.00	108.31	-108.31	1285.40	0.00	0.00	268
269	01/19/2017	P	0.00	108.31	-108.31	1177.09	0.00	0.00	269
270	01/26/2017	P	0.00	53.97	-53.97	1123.12	0.00	0.00	270
271	01/31/2017	M	0.00	0.00	0.00	1123.12	0.00	0.00	271
272	02/01/2017	O	340.00	0.00	340.00	1463.12	0.00	0.00	272
273	02/02/2017	P	0.00	108.31	-108.31	1354.81	0.00	0.00	273
274	02/09/2017	P	0.00	108.31	-108.31	1246.50	0.00	0.00	274
275	02/16/2017	P	0.00	108.31	-108.31	1138.19	0.00	0.00	275
276	02/28/2017	M	0.00	0.00	0.00	1138.19	0.00	0.00	276
277	03/01/2017	O	340.00	0.00	340.00	1478.19	0.00	0.00	277
278	03/09/2017	P	0.00	324.93	-324.93	1153.26	0.00	0.00	278
279	03/22/2017	P	0.00	137.28	-137.28	1015.98	0.00	0.00	279
280	03/29/2017	P	0.00	108.31	-108.31	907.67	0.00	0.00	280
281	03/31/2017	M	0.00	0.00	0.00	907.67	0.00	0.00	281
282	04/01/2017	O	340.00	0.00	340.00	1247.67	0.00	0.00	282
283	04/07/2017	P	0.00	108.31	-108.31	1139.36	0.00	0.00	283
284	04/13/2017	P	0.00	108.31	-108.31	1031.05	0.00	0.00	284
285	04/19/2017	P	0.00	108.31	-108.31	922.74	0.00	0.00	285
286	04/27/2017	P	0.00	53.97	-53.97	868.77	0.00	0.00	286
287	04/30/2017	M	0.00	0.00	0.00	868.77	0.00	0.00	287
288	05/01/2017	O	340.00	0.00	340.00	1208.77	0.00	0.00	288
289	05/04/2017	P	0.00	108.31	-108.31	1100.46	0.00	0.00	289
290	05/12/2017	P	0.00	108.31	-108.31	992.15	0.00	0.00	290
291	05/18/2017	P	0.00	108.31	-108.31	883.84	0.00	0.00	291
292	05/24/2017	P	0.00	53.97	-53.97	829.87	0.00	0.00	292
293	05/31/2017	M	0.00	0.00	0.00	829.87	0.00	0.00	293

Event Date	Event Type	Current Amount Due	NCP Paid	Unadjudicated Arrears		Adjudicated Arrears			
				Adjustment Amount	Running Balance	Adjustment Amount	Running Balance		
294	06/01/2017	O	340.00	0.00	340.00	1169.87	0.00	0.00	294
295	06/02/2017	P	0.00		-108.31	1061.56	0.00	0.00	295
296	06/08/2017	P	0.00		-108.31	953.25	0.00	0.00	296
297	06/15/2017	P	0.00		-108.31	844.94	0.00	0.00	297
298	06/22/2017	P	0.00		-53.97	790.97	0.00	0.00	298
299	06/29/2017	P	0.00		-83.31	707.66	0.00	0.00	299
300	06/30/2017	M	0.00		0.00	707.66	0.00	0.00	300
301	07/01/2017	O	340.00	0.00	340.00	1047.66	0.00	0.00	301
302	07/07/2017	P	0.00		-108.31	939.35	0.00	0.00	302
303	07/13/2017	P	0.00		-108.31	831.04	0.00	0.00	303
304	07/21/2017	P	0.00		-108.31	722.73	0.00	0.00	304
305	07/25/2017	P	0.00		-53.97	668.76	0.00	0.00	305
306	07/31/2017	M	0.00		0.00	668.76	0.00	0.00	306
307	08/01/2017	O	340.00	0.00	340.00	1008.76	0.00	0.00	307
308	08/02/2017	P	0.00		-108.31	900.45	0.00	0.00	308
309	08/10/2017	P	0.00		-108.31	792.14	0.00	0.00	309
310	08/17/2017	P	0.00		-108.31	683.83	0.00	0.00	310
311	08/24/2017	P	0.00		-53.97	629.86	0.00	0.00	311
312	08/31/2017	P	0.00		-83.31	546.55	0.00	0.00	312
313	08/31/2017	M	0.00		0.00	546.55	0.00	0.00	313
314	09/01/2017	O	340.00	0.00	340.00	886.55	0.00	0.00	314
315	09/07/2017	P	0.00		-108.31	778.24	0.00	0.00	315
316	09/14/2017	P	0.00		-108.31	669.93	0.00	0.00	316
317	09/21/2017	P	0.00		-108.31	561.62	0.00	0.00	317
318	09/28/2017	P	0.00		-53.97	507.65	0.00	0.00	318
319	09/30/2017	M	0.00		0.00	507.65	0.00	0.00	319
320	10/01/2017	O	340.00	0.00	340.00	847.65	0.00	0.00	320
321	10/05/2017	P	0.00		-108.31	739.34	0.00	0.00	321
322	10/12/2017	P	0.00		-108.31	631.03	0.00	0.00	322
323	10/19/2017	P	0.00		-108.31	522.72	0.00	0.00	323
324	10/26/2017	P	0.00		-53.97	468.75	0.00	0.00	324
325	10/31/2017	M	0.00		0.00	468.75	0.00	0.00	325
326	11/01/2017	O	340.00	0.00	340.00	808.75	0.00	0.00	326
327	11/02/2017	P	0.00		-108.31	700.44	0.00	0.00	327

Event Date	Event Type	Current Amount Due	NCP Paid	Unadjudicated Arrears		Adjudicated Arrears			
				Adjustment Amount	Running Balance	Adjustment Amount	Running Balance		
328	11/07/2017	P	0.00	108.31	-108.31	592.13	0.00	0.00	328
329	11/16/2017	P	0.00	108.31	-108.31	483.82	0.00	0.00	329
330	11/24/2017	P	0.00	53.97	-53.97	429.85	0.00	0.00	330
331	11/30/2017	P	0.00	83.31	-83.31	346.54	0.00	0.00	331
332	11/30/2017	M	0.00	0.00	0.00	346.54	0.00	0.00	332
333	12/01/2017	O	340.00	0.00	340.00	686.54	0.00	0.00	333
334	12/08/2017	P	0.00	108.31	-108.31	578.23	0.00	0.00	334
335	12/15/2017	P	0.00	108.31	-108.31	469.92	0.00	0.00	335
336	12/21/2017	P	0.00	108.31	-108.31	361.61	0.00	0.00	336
337	12/29/2017	P	0.00	53.97	-53.97	307.64	0.00	0.00	337
338	12/31/2017	M	0.00	0.00	0.00	307.64	0.00	0.00	338
339	01/01/2018	O	340.00	0.00	340.00	647.64	0.00	0.00	339
340	01/04/2018	P	0.00	108.31	-108.31	539.33	0.00	0.00	340
341	01/11/2018	P	0.00	108.31	-108.31	431.02	0.00	0.00	341
342	01/18/2018	P	0.00	108.31	-108.31	322.71	0.00	0.00	342
343	01/25/2018	P	0.00	53.97	-53.97	268.74	0.00	0.00	343
344	01/31/2018	M	0.00	0.00	0.00	268.74	0.00	0.00	344
345	02/01/2018	O	340.00	0.00	340.00	608.74	0.00	0.00	345
346	02/02/2018	P	0.00	108.31	-108.31	500.43	0.00	0.00	346
347	02/08/2018	P	0.00	108.31	-108.31	392.12	0.00	0.00	347
348	02/14/2018	P	0.00	108.31	-108.31	283.81	0.00	0.00	348
349	02/22/2018	P	0.00	53.97	-53.97	229.84	0.00	0.00	349
350	02/28/2018	M	0.00	0.00	0.00	229.84	0.00	0.00	350
351	03/01/2018	O	340.00	0.00	340.00	569.84	0.00	0.00	351
352	03/01/2018	P	0.00	108.31	-108.31	461.53	0.00	0.00	352
353	03/09/2018	P	0.00	108.31	-108.31	353.22	0.00	0.00	353
354	03/15/2018	P	0.00	108.31	-108.31	244.91	0.00	0.00	354
355	03/21/2018	P	0.00	53.97	-53.97	190.94	0.00	0.00	355
356	03/27/2018	P	0.00	83.31	-83.31	107.63	0.00	0.00	356
357	03/30/2018	P	0.00	107.63	-107.63	0.00	0.00	0.00	357
358	04/01/2018	O	340.00	0.00	340.00	340.00	0.00	0.00	358
359	04/05/2018	P	0.00	108.31	-108.31	231.69	0.00	0.00	359
360	04/10/2018	P	0.00	108.31	-108.31	123.38	0.00	0.00	360
361	04/19/2018	P	0.00	108.31	-108.31	15.07	0.00	0.00	361

Event Date	Event Type	Current Amount Due	NCP Paid	Unjudicated Arrears		Adjudicated Arrears			
				Adjustment Amount	Running Balance	Adjustment Amount	Running Balance		
362	04/26/2018	P	0.00	15.07	-15.07	0.00	0.00	0.00	362
363	05/01/2018	O	340.00	0.00	340.00	340.00	0.00	0.00	363
364	05/11/2018	P	0.00	216.62	-216.62	123.38	0.00	0.00	364
365	05/17/2018	P	0.00	108.31	-108.31	15.07	0.00	0.00	365
366	05/22/2018	P	0.00	15.07	-15.07	0.00	0.00	0.00	366
367	06/01/2018	O	340.00	0.00	340.00	340.00	0.00	0.00	367
368	06/05/2018	P	0.00	108.31	-108.31	231.69	0.00	0.00	368
369	06/14/2018	P	0.00	108.31	-108.31	123.38	0.00	0.00	369
370	06/19/2018	P	0.00	108.31	-108.31	15.07	0.00	0.00	370
371	06/26/2018	P	0.00	15.07	-15.07	0.00	0.00	0.00	371
372	07/01/2018	O	340.00	0.00	340.00	340.00	0.00	0.00	372
373	07/03/2018	P	0.00	108.31	-108.31	231.69	0.00	0.00	373
374	07/10/2018	P	0.00	108.31	-108.31	123.38	0.00	0.00	374
375	07/20/2018	P	0.00	108.31	-108.31	15.07	0.00	0.00	375
376	07/24/2018	P	0.00	15.07	-15.07	0.00	0.00	0.00	376
377	08/01/2018	O	340.00	0.00	340.00	340.00	0.00	0.00	377
378	08/06/2018	P	0.00	108.31	-108.31	231.69	0.00	0.00	378
379	08/31/2018	M	0.00	0.00	0.00	231.69	0.00	0.00	379
380	09/01/2018	O	340.00	0.00	340.00	571.69	0.00	0.00	380
381	09/30/2018	M	0.00	0.00	0.00	571.69	0.00	0.00	381
382	10/01/2018	O	340.00	0.00	340.00	911.69	0.00	0.00	382
383	10/09/2018	P	0.00	108.31	-108.31	803.38	0.00	0.00	383
384	10/24/2018	P	0.00	108.31	-108.31	695.07	0.00	0.00	384
385	10/29/2018	P	0.00	108.31	-108.31	586.76	0.00	0.00	385
386	10/31/2018	M	0.00	0.00	0.00	586.76	0.00	0.00	386
387	11/01/2018	O	340.00	0.00	340.00	926.76	0.00	0.00	387
388	11/05/2018	P	0.00	108.31	-108.31	818.45	0.00	0.00	388
389	11/08/2018	P	0.00	108.31	-108.31	710.14	0.00	0.00	389
390	11/13/2018	P	0.00	108.31	-108.31	601.83	0.00	0.00	390
391	11/26/2018	P	0.00	53.97	-53.97	547.86	0.00	0.00	391
392	11/26/2018	P	0.00	83.31	-83.31	464.55	0.00	0.00	392
393	11/30/2018	M	0.00	0.00	0.00	464.55	0.00	0.00	393
394	12/01/2018	O	340.00	0.00	340.00	804.55	0.00	0.00	394
395	12/03/2018	P	0.00	108.31	-108.31	696.24	0.00	0.00	395

Event Date	Event Type	Current Amount Due	NCP Paid	Unadjudicated Arrears		Adjudicated Arrears			
				Adjustment Amount	Running Balance	Adjustment Amount	Running Balance		
396	12/24/2018	P	0.00	108.30	-108.30	587.94	0.00	0.00	396
397	12/31/2018	M	0.00	0.00	0.00	587.94	0.00	0.00	397
398	01/01/2019	O	340.00	0.00	340.00	927.94	0.00	0.00	398
399	01/15/2019	P	0.00	95.39	-95.39	832.55	0.00	0.00	399
400	01/24/2019	P	0.00	95.39	-95.39	737.16	0.00	0.00	400
401	01/31/2019	P	0.00	95.39	-95.39	641.77	0.00	0.00	401
402	01/31/2019	M	0.00	0.00	0.00	641.77	0.00	0.00	402
403	02/01/2019	O	340.00	0.00	340.00	981.77	0.00	0.00	403
404	02/07/2019	P	0.00	95.39	-95.39	886.38	0.00	0.00	404
405	02/07/2019	P	0.00	108.30	-108.30	778.08	0.00	0.00	405
406	02/14/2019	P	0.00	95.39	-95.39	682.69	0.00	0.00	406
407	02/21/2019	P	0.00	41.05	-41.05	641.64	0.00	0.00	407
408	02/28/2019	P	0.00	70.39	-70.39	571.25	0.00	0.00	408
409	02/28/2019	M	0.00	0.00	0.00	571.25	0.00	0.00	409
410	03/01/2019	O	340.00	0.00	340.00	911.25	0.00	0.00	410
411	03/07/2019	P	0.00	95.39	-95.39	815.86	0.00	0.00	411
412	03/14/2019	P	0.00	95.39	-95.39	720.47	0.00	0.00	412
413	03/21/2019	P	0.00	95.39	-95.39	625.08	0.00	0.00	413
414	03/28/2019	P	0.00	53.83	-53.83	571.25	0.00	0.00	414
415	03/31/2019	M	0.00	0.00	0.00	571.25	0.00	0.00	415
416	04/01/2019	O	340.00	0.00	340.00	911.25	0.00	0.00	416
417	04/04/2019	P	0.00	95.39	-95.39	815.86	0.00	0.00	417
418	04/11/2019	P	0.00	95.39	-95.39	720.47	0.00	0.00	418
419	04/15/2019	P	0.00	557.89	-557.89	162.58	0.00	0.00	419
420	04/18/2019	P	0.00	95.39	-95.39	67.19	0.00	0.00	420
421	04/25/2019	P	0.00	53.83	-53.83	13.36	0.00	0.00	421
422	04/30/2019	M	0.00	0.00	0.00	13.36	0.00	0.00	422
423	05/01/2019	O	340.00	0.00	340.00	353.36	0.00	0.00	423
424	05/02/2019	P	0.00	95.39	-95.39	257.97	0.00	0.00	424
425	05/09/2019	P	0.00	95.39	-95.39	162.58	0.00	0.00	425
426	05/16/2019	P	0.00	95.39	-95.39	67.19	0.00	0.00	426
427	05/23/2019	P	0.00	53.83	-53.83	13.36	0.00	0.00	427
428	05/30/2019	P	0.00	13.36	-13.36	0.00	0.00	0.00	428
429	06/01/2019	O	340.00	0.00	340.00	340.00	0.00	0.00	429

Event Date	Event Type	Current Amount Due	NCP Paid	Unadjudicated Arrears		Adjudicated Arrears			
				Adjustment Amount	Running Balance	Adjustment Amount	Running Balance		
430	06/06/2019	P	0.00	95.39	-95.39	244.61	0.00	0.00	430
431	06/13/2019	P	0.00	95.39	-95.39	149.22	0.00	0.00	431
432	06/20/2019	P	0.00	95.39	-95.39	53.83	0.00	0.00	432
433	06/27/2019	P	0.00	53.83	-53.83	0.00	0.00	0.00	433
434	07/01/2019	O	340.00	0.00	340.00	340.00	0.00	0.00	434
435	07/05/2019	P	0.00	95.39	-95.39	244.61	0.00	0.00	435
436	07/11/2019	P	0.00	95.39	-95.39	149.22	0.00	0.00	436
437	07/19/2019	P	0.00	95.39	-95.39	53.83	0.00	0.00	437
438	07/25/2019	P	0.00	53.83	-53.83	0.00	0.00	0.00	438
439	08/01/2019	O	340.00	0.00	340.00	340.00	0.00	0.00	439
440	08/01/2019	P	0.00	95.39	-95.39	244.61	0.00	0.00	440
441	08/08/2019	P	0.00	95.39	-95.39	149.22	0.00	0.00	441
442	08/15/2019	P	0.00	95.39	-95.39	53.83	0.00	0.00	442
443	08/22/2019	P	0.00	53.83	-53.83	0.00	0.00	0.00	443
444	09/01/2019	O	340.00	0.00	340.00	340.00	0.00	0.00	444
445	09/05/2019	P	0.00	95.39	-95.39	244.61	0.00	0.00	445
446	09/12/2019	P	0.00	95.39	-95.39	149.22	0.00	0.00	446
447	09/19/2019	P	0.00	95.39	-95.39	53.83	0.00	0.00	447
448	09/26/2019	P	0.00	53.83	-53.83	0.00	0.00	0.00	448
449	10/01/2019	O	340.00	0.00	340.00	340.00	0.00	0.00	449
450	10/03/2019	P	0.00	95.39	-95.39	244.61	0.00	0.00	450
451	10/10/2019	P	0.00	95.39	-95.39	149.22	0.00	0.00	451
452	10/17/2019	P	0.00	95.39	-95.39	53.83	0.00	0.00	452
453	10/24/2019	P	0.00	53.83	-53.83	0.00	0.00	0.00	453
454	11/01/2019	O	340.00	0.00	340.00	340.00	0.00	0.00	454
455	11/07/2019	P	0.00	95.39	-95.39	244.61	0.00	0.00	455
456	11/14/2019	P	0.00	95.39	-95.39	149.22	0.00	0.00	456
457	11/21/2019	P	0.00	95.39	-95.39	53.83	0.00	0.00	457
458	11/30/2019	M	0.00	0.00	0.00	53.83	0.00	0.00	458
459	12/01/2019	O	340.00	0.00	340.00	393.83	0.00	0.00	459
460	12/02/2019	P	0.00	95.39	-95.39	298.44	0.00	0.00	460
461	12/05/2019	P	0.00	95.39	-95.39	203.05	0.00	0.00	461
462	12/12/2019	P	0.00	95.39	-95.39	107.66	0.00	0.00	462
463	12/19/2019	P	0.00	53.83	-53.83	53.83	0.00	0.00	463

Event Date	Event Type	Current Amount Due	NCP Paid	Unadjudicated Arrears		Adjudicated Arrears		
				Adjustment Amount	Running Balance	Adjustment Amount	Running Balance	
464	12/27/2019	P	0.00	53.83	-53.83	0.00	0.00	464
465	01/01/2020	O	340.00	0.00	340.00	340.00	0.00	465
466	01/06/2020	P	0.00	95.39	-95.39	244.61	0.00	466
467	01/08/2020	P	0.00	95.39	-95.39	149.22	0.00	467
468	01/16/2020	P	0.00	95.39	-95.39	53.83	0.00	468
469	01/23/2020	P	0.00	53.83	-53.83	0.00	0.00	469
470	02/01/2020	O	340.00	0.00	340.00	340.00	0.00	470
471	02/06/2020	P	0.00	95.39	-95.39	244.61	0.00	471
472	02/14/2020	P	0.00	95.39	-95.39	149.22	0.00	472
473	02/21/2020	P	0.00	95.39	-95.39	53.83	0.00	473
474	02/28/2020	P	0.00	53.83	-53.83	0.00	0.00	474
475	03/01/2020	O	340.00	0.00	340.00	340.00	0.00	475
476	03/06/2020	P	0.00	95.39	-95.39	244.61	0.00	476
477	03/12/2020	P	0.00	95.39	-95.39	149.22	0.00	477
478	03/19/2020	P	0.00	95.39	-95.39	53.83	0.00	478
479	03/27/2020	P	0.00	53.83	-53.83	0.00	0.00	479
480	04/01/2020	O	340.00	0.00	340.00	340.00	0.00	480
481	04/03/2020	P	0.00	95.39	-95.39	244.61	0.00	481
482	04/10/2020	P	0.00	95.39	-95.39	149.22	0.00	482
483	04/17/2020	P	0.00	95.39	-95.39	53.83	0.00	483
484	04/23/2020	P	0.00	53.83	-53.83	0.00	0.00	484
485	05/01/2020	O	340.00	0.00	340.00	340.00	0.00	485
486	05/07/2020	P	0.00	95.39	-95.39	244.61	0.00	486
487	05/14/2020	P	0.00	95.39	-95.39	149.22	0.00	487
488	05/22/2020	P	0.00	95.39	-95.39	53.83	0.00	488
489	05/29/2020	P	0.00	53.83	-53.83	0.00	0.00	489
490	06/01/2020	O	340.00	0.00	340.00	340.00	0.00	490
491	06/30/2020	M	0.00	0.00	0.00	340.00	0.00	491
492	07/01/2020	O	340.00	0.00	340.00	680.00	0.00	492
493	07/31/2020	M	0.00	0.00	0.00	680.00	0.00	493
494	08/01/2020	O	340.00	0.00	340.00	1020.00	0.00	494
495	08/31/2020	M	0.00	0.00	0.00	1020.00	0.00	495
Totals:			\$35020.00	\$35415.40	\$0.00	\$1020.00	\$0.00	\$0.00

Total Unadjudicated: \$1020.00
Total Adjudicated: \$0.00
Total Arrears: \$1020.00

COOPY

Run Date: 09/03/2020
Run Time: 09:38 AM

Custodian Financial Audit (part 2 of 2)

NCP Name: Hulme, Jesse
CST Name: Davis, Denise

Case ID: 896923100B
Docket#: 2020 UR 00019
Office: 03
Prepared By: ASCHWITT
Last Updated By: ASCHWITT
Prepared By Date: 09/03/2020
Last Updated By Date: 09/03/2020

Provision Type: Child Support

Event Date	Event Type	Current Amount Due	NCP Paid	Unadjudicated Interest (On UA)		Unadjudicated Interest (On AA)		Adjudicated Interest		Unadjudicated Penalty		Adjudicated Penalty	
				Adjust Amount	Running Balance	Adjust Amount	Running Balance	Adjust Amount	Running Balance	Adjust Amount	Running Balance	Adjust Amount	Running Balance
02/01/2012	J	0.00	0.00	0.00	0.00	0.00	0.00	50.35	50.35	0.00	0.00	158.40	158.40
02/01/2012	O	340.00	0.00	0.00	0.00	0.00	0.00	0.00	50.35	0.00	0.00	0.00	158.40
02/29/2012	M	0.00	0.00	1.49	1.49	6.19	6.19	0.00	50.35	0.00	0.00	0.00	158.40
03/01/2012	O	340.00	0.00	0.00	1.49	0.00	6.19	0.00	50.35	0.00	0.00	0.00	158.40
03/31/2012	M	0.00	0.00	2.98	4.47	6.19	12.38	0.00	50.35	34.00	34.00	0.00	158.40
04/01/2012	O	340.00	0.00	0.00	4.47	0.00	12.38	0.00	50.35	0.00	0.00	0.00	158.40
04/18/2012	P	0.00	340.00	0.00	4.47	0.00	12.38	0.00	50.35	0.00	0.00	0.00	158.40
04/30/2012	M	0.00	0.00	2.98	7.45	6.19	18.57	0.00	50.35	0.00	0.00	0.00	158.40
05/01/2012	O	340.00	0.00	0.00	7.45	0.00	18.57	0.00	50.35	0.00	0.00	0.00	158.40
05/03/2012	P	0.00	108.31	0.00	7.45	0.00	18.57	0.00	50.35	0.00	0.00	0.00	158.40
05/10/2012	P	0.00	108.31	0.00	7.45	0.00	18.57	0.00	50.35	0.00	0.00	0.00	158.40
05/17/2012	P	0.00	108.31	0.00	7.45	0.00	18.57	0.00	50.35	0.00	0.00	0.00	158.40
05/24/2012	P	0.00	53.97	0.00	7.45	0.00	18.57	0.00	50.35	0.00	0.00	0.00	158.40
05/31/2012	M	0.00	0.00	2.98	10.43	6.02	24.59	0.00	50.35	0.00	0.00	0.00	158.40
06/01/2012	O	340.00	0.00	0.00	10.43	0.00	24.59	0.00	50.35	0.00	0.00	0.00	158.40
06/07/2012	P	0.00	108.31	0.00	10.43	0.00	24.59	0.00	50.35	0.00	0.00	0.00	158.40
06/14/2012	P	0.00	108.31	0.00	10.43	0.00	24.59	0.00	50.35	0.00	0.00	0.00	158.40
06/21/2012	P	0.00	53.97	0.00	10.43	0.00	24.59	0.00	50.35	0.00	0.00	0.00	158.40
06/27/2012	P	0.00	72.23	0.00	10.43	0.00	24.59	0.00	50.35	0.00	0.00	0.00	158.40

Event Date	Event Type	Current Amount Due	NCP Paid	Unadjudicated Interest (On UA)		Unadjudicated Interest (On AA)		Adjudicated Interest		Unadjudicated Penalty		Adjudicated Penalty	
				Adjst Amount	Running Balance	Adjst Amount	Running Balance	Adjst Amount	Running Balance	Adjst Amount	Running Balance	Adjst Amount	Running Balance
21 06/30/2012	M	0.00	0.00	2.98	13.41	5.54	30.13	0.00	50.35	0.00	34.00	0.00	158.40 21
22 07/01/2012	O	340.00	0.00	0.00	13.41	0.00	30.13	0.00	50.35	0.00	34.00	0.00	158.40 22
23 07/05/2012	P	0.00	108.31	0.00	13.41	0.00	30.13	0.00	50.35	0.00	34.00	0.00	158.40 23
24 07/19/2012	P	0.00	108.31	0.00	13.41	0.00	30.13	0.00	50.35	0.00	34.00	0.00	158.40 24
25 07/19/2012	P	0.00	108.31	0.00	13.41	0.00	30.13	0.00	50.35	0.00	34.00	0.00	158.40 25
26 07/26/2012	P	0.00	53.97	0.00	13.41	0.00	30.13	0.00	50.35	0.00	34.00	0.00	158.40 26
27 07/31/2012	M	0.00	0.00	2.98	16.39	5.37	35.50	0.00	50.35	0.00	34.00	0.00	158.40 27
28 08/01/2012	O	340.00	0.00	0.00	16.39	0.00	35.50	0.00	50.35	0.00	34.00	0.00	158.40 28
29 08/09/2012	P	0.00	216.62	0.00	16.39	0.00	35.50	0.00	50.35	0.00	34.00	0.00	158.40 29
30 08/16/2012	P	0.00	108.31	0.00	16.39	0.00	35.50	0.00	50.35	0.00	34.00	0.00	158.40 30
31 08/23/2012	P	0.00	53.97	0.00	16.39	0.00	35.50	0.00	50.35	0.00	34.00	0.00	158.40 31
32 08/30/2012	P	0.00	83.31	0.00	16.39	0.00	35.50	0.00	50.35	0.00	34.00	0.00	158.40 32
33 08/31/2012	M	0.00	0.00	2.98	19.37	4.83	40.33	0.00	50.35	0.00	34.00	0.00	158.40 33
34 09/01/2012	O	340.00	0.00	0.00	19.37	0.00	40.33	0.00	50.35	0.00	34.00	0.00	158.40 34
35 09/12/2012	P	0.00	108.31	0.00	19.37	0.00	40.33	0.00	50.35	0.00	34.00	0.00	158.40 35
36 09/12/2012	P	0.00	108.31	0.00	19.37	0.00	40.33	0.00	50.35	0.00	34.00	0.00	158.40 36
37 09/20/2012	P	0.00	108.31	0.00	19.37	0.00	40.33	0.00	50.35	0.00	34.00	0.00	158.40 37
38 09/27/2012	P	0.00	53.97	0.00	19.37	0.00	40.33	0.00	50.35	0.00	34.00	0.00	158.40 38
39 09/30/2012	M	0.00	0.00	2.98	22.35	4.66	44.99	0.00	50.35	0.00	34.00	0.00	158.40 39
40 10/01/2012	O	340.00	0.00	0.00	22.35	0.00	44.99	0.00	50.35	0.00	34.00	0.00	158.40 40
41 10/04/2012	P	0.00	108.31	0.00	22.35	0.00	44.99	0.00	50.35	0.00	34.00	0.00	158.40 41
42 10/12/2012	P	0.00	108.31	0.00	22.35	0.00	44.99	0.00	50.35	0.00	34.00	0.00	158.40 42
43 10/18/2012	P	0.00	108.31	0.00	22.35	0.00	44.99	0.00	50.35	0.00	34.00	0.00	158.40 43
44 10/25/2012	P	0.00	53.97	0.00	22.35	0.00	44.99	0.00	50.35	0.00	34.00	0.00	158.40 44
45 10/31/2012	M	0.00	0.00	2.98	25.33	4.49	49.48	0.00	50.35	0.00	34.00	0.00	158.40 45
46 11/01/2012	O	340.00	0.00	0.00	25.33	0.00	49.48	0.00	50.35	0.00	34.00	0.00	158.40 46
47 11/01/2012	P	0.00	108.31	0.00	25.33	0.00	49.48	0.00	50.35	0.00	34.00	0.00	158.40 47
48 11/08/2012	P	0.00	108.31	0.00	25.33	0.00	49.48	0.00	50.35	0.00	34.00	0.00	158.40 48
49 11/21/2012	P	0.00	108.31	0.00	25.33	0.00	49.48	0.00	50.35	0.00	34.00	0.00	158.40 49
50 11/26/2012	P	0.00	53.97	0.00	25.33	0.00	49.48	0.00	50.35	0.00	34.00	0.00	158.40 50
51 11/30/2012	P	0.00	83.31	0.00	25.33	0.00	49.48	0.00	50.35	0.00	34.00	0.00	158.40 51
52 11/30/2012	M	0.00	0.00	2.98	28.31	3.96	53.44	0.00	50.35	0.00	34.00	0.00	158.40 52
53 12/01/2012	O	340.00	0.00	0.00	28.31	0.00	53.44	0.00	50.35	0.00	34.00	0.00	158.40 53

Event Date	Event Type	Current Amount Due	NCP Paid	Unadjudicated Interest (On UA)		Unadjudicated Interest (On AA)		Adjudicated Interest		Unadjudicated Penalty		Adjudicated Penalty	
				Adjust Amount	Running Balance	Adjust Amount	Running Balance	Adjust Amount	Running Balance	Adjust Amount	Running Balance	Adjust Amount	Running Balance
54 12/10/2012	P	0.00	85.20	0.00	28.31	0.00	53.44	0.00	50.35	0.00	34.00	0.00	158.40
55 12/24/2012	P	0.00	108.31	0.00	28.31	0.00	53.44	0.00	50.35	0.00	34.00	0.00	158.40
56 12/24/2012	P	0.00	108.31	0.00	28.31	0.00	53.44	0.00	50.35	0.00	34.00	0.00	158.40
57 12/26/2012	P	0.00	53.97	0.00	28.31	0.00	53.44	0.00	50.35	0.00	34.00	0.00	158.40
58 12/31/2012	M	0.00	0.00	2.98	31.29	3.89	57.33	0.00	50.35	0.00	34.00	0.00	158.40
59 01/01/2013	O	340.00	0.00	0.00	31.29	0.00	57.33	0.00	50.35	0.00	34.00	0.00	158.40
60 01/04/2013	P	0.00	108.31	0.00	31.29	0.00	57.33	0.00	50.35	0.00	34.00	0.00	158.40
61 01/24/2013	P	0.00	108.31	0.00	31.29	0.00	57.33	0.00	50.35	0.00	34.00	0.00	158.40
62 01/31/2013	M	0.00	0.00	3.51	34.80	3.89	61.22	0.00	50.35	12.34	46.34	0.00	158.40
63 02/01/2013	O	340.00	0.00	0.00	34.80	0.00	61.22	0.00	50.35	0.00	46.34	0.00	158.40
64 02/28/2013	M	0.00	0.00	5.00	39.80	3.89	65.11	0.00	50.35	34.00	80.34	0.00	158.40
65 03/01/2013	O	340.00	0.00	0.00	39.80	0.00	65.11	0.00	50.35	0.00	80.34	0.00	158.40
66 03/01/2013	P	0.00	108.31	0.00	39.80	0.00	65.11	0.00	50.35	0.00	80.34	0.00	158.40
67 03/11/2013	P	0.00	108.31	0.00	39.80	0.00	65.11	0.00	50.35	0.00	80.34	0.00	158.40
68 03/11/2013	P	0.00	2155.22	0.00	39.80	0.00	65.11	0.00	50.35	0.00	80.34	0.00	158.40
69 03/18/2013	P	0.00	108.31	0.00	39.80	0.00	65.11	0.00	50.35	0.00	80.34	0.00	158.40
70 03/25/2013	P	0.00	15.07	0.00	39.80	0.00	65.11	0.00	50.35	0.00	80.34	0.00	158.40
71 04/01/2013	O	340.00	0.00	0.00	39.80	0.00	65.11	0.00	50.35	0.00	80.34	0.00	158.40
72 04/01/2013	P	0.00	108.31	0.00	39.80	0.00	65.11	0.00	50.35	0.00	80.34	0.00	158.40
73 04/08/2013	P	0.00	108.31	0.00	39.80	0.00	65.11	0.00	50.35	0.00	80.34	0.00	158.40
74 04/15/2013	P	0.00	108.31	0.00	39.80	0.00	65.11	0.00	50.35	0.00	80.34	0.00	158.40
75 04/22/2013	P	0.00	15.07	0.00	39.80	0.00	65.11	0.00	50.35	0.00	80.34	0.00	158.40
76 05/01/2013	O	340.00	0.00	0.00	39.80	0.00	65.11	0.00	50.35	0.00	80.34	0.00	158.40
77 05/01/2013	P	0.00	108.31	0.00	39.80	0.00	65.11	0.00	50.35	0.00	80.34	0.00	158.40
78 05/13/2013	P	0.00	108.31	0.00	39.80	0.00	65.11	0.00	50.35	0.00	80.34	0.00	158.40
79 05/20/2013	P	0.00	108.31	0.00	39.80	0.00	65.11	0.00	50.35	0.00	80.34	0.00	158.40
80 05/28/2013	P	0.00	15.07	0.00	39.80	0.00	65.11	0.00	50.35	0.00	80.34	0.00	158.40
81 06/01/2013	O	340.00	0.00	0.00	39.80	0.00	65.11	0.00	50.35	0.00	80.34	0.00	158.40
82 06/03/2013	P	0.00	108.31	0.00	39.80	0.00	65.11	0.00	50.35	0.00	80.34	0.00	158.40
83 06/10/2013	P	0.00	108.31	0.00	39.80	0.00	65.11	0.00	50.35	0.00	80.34	0.00	158.40
84 06/17/2013	P	0.00	108.31	0.00	39.80	0.00	65.11	0.00	50.35	0.00	80.34	0.00	158.40
85 07/01/2013	O	340.00	0.00	0.00	39.80	0.00	65.11	0.00	50.35	0.00	80.34	0.00	158.40
86 07/01/2013	P	0.00	219.60	0.00	39.80	0.00	65.11	0.00	50.35	0.00	80.34	0.00	158.40

Event Date	Event Type	Current Amount Due	NCP Paid	Unadjudicated Interest (On UA)		Unadjudicated Interest (On AA)		Adjudicated Interest		Unadjudicated Penalty		Adjudicated Penalty			
				Adjust Amount	Running Balance	Adjust Amount	Running Balance	Adjust Amount	Running Balance	Adjust Amount	Running Balance	Adjust Amount	Running Balance		
87	07/08/2013	P	0.00	108.30	0.00	39.80	0.00	65.11	0.00	50.35	0.00	80.34	0.00	158.40	87
88	07/15/2013	P	0.00	12.10	0.00	39.80	0.00	65.11	0.00	50.35	0.00	80.34	0.00	158.40	88
89	08/01/2013	O	340.00	0.00	0.00	39.80	0.00	65.11	0.00	50.35	0.00	80.34	0.00	158.40	89
90	08/01/2013	P	0.00	55.27	0.00	39.80	0.00	65.11	0.00	50.35	0.00	80.34	0.00	158.40	90
91	08/19/2013	P	0.00	178.30	0.00	39.80	0.00	65.11	0.00	50.35	0.00	80.34	0.00	158.40	91
92	08/19/2013	P	0.00	106.43	0.00	39.80	0.00	65.11	0.00	50.35	0.00	80.34	0.00	158.40	92
93	09/01/2013	O	340.00	0.00	0.00	39.80	0.00	65.11	0.00	50.35	0.00	80.34	0.00	158.40	93
94	09/03/2013	P	0.00	108.30	0.00	39.80	0.00	65.11	0.00	50.35	0.00	80.34	0.00	158.40	94
95	09/15/2013	P	0.00	56.00	0.00	39.80	0.00	65.11	0.00	50.35	0.00	80.34	0.00	158.40	95
96	09/15/2013	P	0.00	56.00	0.00	39.80	0.00	65.11	0.00	50.35	0.00	80.34	0.00	158.40	96
97	09/24/2013	P	0.00	56.00	0.00	39.80	0.00	65.11	0.00	50.35	0.00	80.34	0.00	158.40	97
98	09/30/2013	P	0.00	56.00	0.00	39.80	0.00	65.11	0.00	50.35	0.00	80.34	0.00	158.40	98
99	10/01/2013	O	340.00	0.00	0.00	39.80	0.00	65.11	0.00	50.35	0.00	80.34	0.00	158.40	99
100	10/31/2013	M	0.00	0.00	1.05	40.85	0.00	65.11	0.00	50.35	0.00	80.34	0.00	158.40	100
101	11/01/2013	O	340.00	0.00	0.00	40.85	0.00	65.11	0.00	50.35	0.00	80.34	0.00	158.40	101
102	11/05/2013	P	0.00	108.00	0.00	40.85	0.00	65.11	0.00	50.35	0.00	80.34	0.00	158.40	102
103	11/05/2013	P	0.00	78.00	0.00	40.85	0.00	65.11	0.00	50.35	0.00	80.34	0.00	158.40	103
104	11/12/2013	P	0.00	108.00	0.00	40.85	0.00	65.11	0.00	50.35	0.00	80.34	0.00	158.40	104
105	11/12/2013	P	0.00	53.66	0.00	40.85	0.00	65.11	0.00	50.35	0.00	80.34	0.00	158.40	105
106	11/30/2013	M	0.00	0.00	1.01	41.86	0.00	65.11	0.00	50.35	0.00	80.34	0.00	158.40	106
107	12/01/2013	O	340.00	0.00	0.00	41.86	0.00	65.11	0.00	50.35	0.00	80.34	0.00	158.40	107
108	12/31/2013	M	0.00	0.00	2.50	44.36	0.00	65.11	0.00	50.35	0.00	114.34	0.00	158.40	108
109	01/01/2014	O	340.00	0.00	0.00	44.36	0.00	65.11	0.00	50.35	0.00	114.34	0.00	158.40	109
110	01/31/2014	M	0.00	0.00	3.99	48.35	0.00	65.11	0.00	50.35	0.00	148.34	0.00	158.40	110
111	02/01/2014	O	340.00	0.00	0.00	48.35	0.00	65.11	0.00	50.35	0.00	148.34	0.00	158.40	111
112	02/28/2014	M	0.00	0.00	5.48	53.83	0.00	65.11	0.00	50.35	0.00	182.34	0.00	158.40	112
113	03/01/2014	O	340.00	0.00	0.00	53.83	0.00	65.11	0.00	50.35	0.00	182.34	0.00	158.40	113
114	03/24/2014	P	0.00	1237.00	0.00	53.83	0.00	65.11	0.00	50.35	0.00	182.34	0.00	158.40	114
115	03/31/2014	M	0.00	0.00	1.55	55.38	0.00	65.11	0.00	50.35	0.00	216.34	0.00	158.40	115
116	04/01/2014	O	340.00	0.00	0.00	55.38	0.00	65.11	0.00	50.35	0.00	216.34	0.00	158.40	116
117	04/30/2014	M	0.00	0.00	3.04	58.42	0.00	65.11	0.00	50.35	0.00	250.34	0.00	158.40	117
118	05/01/2014	O	340.00	0.00	0.00	58.42	0.00	65.11	0.00	50.35	0.00	250.34	0.00	158.40	118
119	05/31/2014	M	0.00	0.00	4.53	62.95	0.00	65.11	0.00	50.35	0.00	284.34	0.00	158.40	119

Event Date	Event Type	Current Amount Due	NCP Paid	Unadjudicated Interest (On UA)		Unadjudicated Interest (On AA)		Adjudicated Interest		Unadjudicated Penalty		Adjudicated Penalty			
				Adjust Amount	Running Balance	Adjust Amount	Running Balance	Adjust Amount	Running Balance	Adjust Amount	Running Balance	Adjust Amount	Running Balance		
120	06/01/2014	O	340.00	0.00	0.00	62.95	0.00	65.11	0.00	50.35	0.00	284.34	0.00	158.40	120
121	06/30/2014	M	0.00	0.00	6.01	68.96	0.00	65.11	0.00	50.35	34.00	318.34	0.00	158.40	121
122	07/01/2014	O	340.00	0.00	0.00	68.96	0.00	65.11	0.00	50.35	0.00	318.34	0.00	158.40	122
123	07/31/2014	M	0.00	0.00	7.50	76.46	0.00	65.11	0.00	50.35	34.00	352.34	0.00	158.40	123
124	08/01/2014	O	340.00	0.00	0.00	76.46	0.00	65.11	0.00	50.35	0.00	352.34	0.00	158.40	124
125	08/31/2014	M	0.00	0.00	8.99	85.45	0.00	65.11	0.00	50.35	34.00	386.34	0.00	158.40	125
126	09/01/2014	O	340.00	0.00	0.00	85.45	0.00	65.11	0.00	50.35	0.00	386.34	0.00	158.40	126
127	09/30/2014	M	0.00	0.00	10.48	95.93	0.00	65.11	0.00	50.35	34.00	420.34	0.00	158.40	127
128	10/01/2014	O	340.00	0.00	0.00	95.93	0.00	65.11	0.00	50.35	0.00	420.34	0.00	158.40	128
129	10/31/2014	M	0.00	0.00	11.96	107.89	0.00	65.11	0.00	50.35	34.00	454.34	0.00	158.40	129
130	11/01/2014	O	340.00	0.00	0.00	107.89	0.00	65.11	0.00	50.35	0.00	454.34	0.00	158.40	130
131	11/03/2014	P	0.00	385.66	0.00	107.89	0.00	65.11	0.00	50.35	0.00	454.34	0.00	158.40	131
132	11/26/2014	P	0.00	415.00	0.00	107.89	0.00	65.11	0.00	50.35	0.00	454.34	0.00	158.40	132
133	11/30/2014	M	0.00	0.00	9.95	117.84	0.00	65.11	0.00	50.35	0.00	454.34	0.00	158.40	133
134	12/01/2014	O	340.00	0.00	0.00	117.84	0.00	65.11	0.00	50.35	0.00	454.34	0.00	158.40	134
135	12/24/2014	P	0.00	385.66	0.00	117.84	0.00	65.11	0.00	50.35	0.00	454.34	0.00	158.40	135
136	12/31/2014	M	0.00	0.00	9.75	127.59	0.00	65.11	0.00	50.35	0.00	454.34	0.00	158.40	136
137	01/01/2015	O	340.00	0.00	0.00	127.59	0.00	65.11	0.00	50.35	0.00	454.34	0.00	158.40	137
138	01/31/2015	M	0.00	0.00	11.24	138.83	0.00	65.11	0.00	50.35	34.00	488.34	0.00	158.40	138
139	02/01/2015	O	340.00	0.00	0.00	138.83	0.00	65.11	0.00	50.35	0.00	488.34	0.00	158.40	139
140	02/13/2015	P	0.00	390.00	0.00	138.83	0.00	65.11	0.00	50.35	0.00	488.34	0.00	158.40	140
141	02/28/2015	M	0.00	0.00	11.02	149.85	0.00	65.11	0.00	50.35	0.00	488.34	0.00	158.40	141
142	03/01/2015	O	340.00	0.00	0.00	149.85	0.00	65.11	0.00	50.35	0.00	488.34	0.00	158.40	142
143	03/31/2015	M	0.00	0.00	12.51	162.36	0.00	65.11	0.00	50.35	34.00	522.34	0.00	158.40	143
144	04/01/2015	O	340.00	0.00	0.00	162.36	0.00	65.11	0.00	50.35	0.00	522.34	0.00	158.40	144
145	04/29/2015	P	0.00	108.31	0.00	162.36	0.00	65.11	0.00	50.35	0.00	522.34	0.00	158.40	145
146	04/30/2015	M	0.00	0.00	13.52	175.88	0.00	65.11	0.00	50.35	23.17	545.51	0.00	158.40	146
147	05/01/2015	O	340.00	0.00	0.00	175.88	0.00	65.11	0.00	50.35	0.00	545.51	0.00	158.40	147
148	05/11/2015	P	0.00	830.00	0.00	175.88	0.00	65.11	0.00	50.35	0.00	545.51	0.00	158.40	148
149	05/14/2015	P	0.00	216.62	0.00	175.88	0.00	65.11	0.00	50.35	0.00	545.51	0.00	158.40	149
150	05/22/2015	P	0.00	108.31	0.00	175.88	0.00	65.11	0.00	50.35	0.00	545.51	0.00	158.40	150
151	05/29/2015	P	0.00	108.31	0.00	175.88	0.00	65.11	0.00	50.35	0.00	545.51	0.00	158.40	151
152	05/31/2015	M	0.00	0.00	9.48	185.36	0.00	65.11	0.00	50.35	0.00	545.51	0.00	158.40	152

Event Date	Event Type	Current Amount Due	NCP Paid	Unadjudicated Interest (On UA)		Unadjudicated Interest (On AA)		Adjudicated Interest		Unadjudicated Penalty		Adjudicated Penalty		
				Adjust Amount	Running Balance	Adjust Amount	Running Balance	Adjust Amount	Running Balance	Adjust Amount	Running Balance	Adjust Amount	Running Balance	
153	06/01/2015	O	340.00	0.00	185.36	0.00	65.11	0.00	50.35	0.00	545.51	0.00	158.40	
154	06/04/2015	P	0.00	108.31	0.00	185.36	0.00	65.11	0.00	50.35	0.00	545.51	0.00	158.40
155	06/08/2015	P	0.00	390.00	0.00	185.36	0.00	65.11	0.00	50.35	0.00	545.51	0.00	158.40
156	06/15/2015	P	0.00	108.31	0.00	185.36	0.00	65.11	0.00	50.35	0.00	545.51	0.00	158.40
157	06/17/2015	P	0.00	108.31	0.00	185.36	0.00	65.11	0.00	50.35	0.00	545.51	0.00	158.40
158	06/24/2015	P	0.00	108.31	0.00	185.36	0.00	65.11	0.00	50.35	0.00	545.51	0.00	158.40
159	06/30/2015	M	0.00	0.00	7.37	192.73	0.00	65.11	0.00	50.35	0.00	545.51	0.00	159
160	07/01/2015	O	340.00	0.00	0.00	192.73	0.00	65.11	0.00	50.35	0.00	545.51	0.00	160
161	07/02/2015	P	0.00	108.31	0.00	192.73	0.00	65.11	0.00	50.35	0.00	545.51	0.00	161
162	07/09/2015	P	0.00	108.31	0.00	192.73	0.00	65.11	0.00	50.35	0.00	545.51	0.00	162
163	07/16/2015	P	0.00	108.31	0.00	192.73	0.00	65.11	0.00	50.35	0.00	545.51	0.00	163
164	07/23/2015	P	0.00	53.97	0.00	192.73	0.00	65.11	0.00	50.35	0.00	545.51	0.00	164
165	07/30/2015	P	0.00	83.31	0.00	192.73	0.00	65.11	0.00	50.35	0.00	545.51	0.00	165
166	07/31/2015	M	0.00	0.00	6.83	199.56	0.00	65.11	0.00	50.35	0.00	545.51	0.00	166
167	08/01/2015	O	340.00	0.00	0.00	199.56	0.00	65.11	0.00	50.35	0.00	545.51	0.00	167
168	08/06/2015	P	0.00	108.31	0.00	199.56	0.00	65.11	0.00	50.35	0.00	545.51	0.00	168
169	08/12/2015	P	0.00	108.31	0.00	199.56	0.00	65.11	0.00	50.35	0.00	545.51	0.00	169
170	08/20/2015	P	0.00	108.31	0.00	199.56	0.00	65.11	0.00	50.35	0.00	545.51	0.00	170
171	08/27/2015	P	0.00	53.97	0.00	199.56	0.00	65.11	0.00	50.35	0.00	545.51	0.00	171
172	08/31/2015	M	0.00	0.00	6.66	206.22	0.00	65.11	0.00	50.35	0.00	545.51	0.00	172
173	09/01/2015	O	340.00	0.00	0.00	206.22	0.00	65.11	0.00	50.35	0.00	545.51	0.00	173
174	09/02/2015	P	0.00	108.31	0.00	206.22	0.00	65.11	0.00	50.35	0.00	545.51	0.00	174
175	09/10/2015	P	0.00	108.31	0.00	206.22	0.00	65.11	0.00	50.35	0.00	545.51	0.00	175
176	09/16/2015	P	0.00	108.31	0.00	206.22	0.00	65.11	0.00	50.35	0.00	545.51	0.00	176
177	09/24/2015	P	0.00	53.97	0.00	206.22	0.00	65.11	0.00	50.35	0.00	545.51	0.00	177
178	09/30/2015	P	0.00	83.31	0.00	206.22	0.00	65.11	0.00	50.35	0.00	545.51	0.00	178
179	09/30/2015	M	0.00	0.00	6.13	212.35	0.00	65.11	0.00	50.35	0.00	545.51	0.00	179
180	10/01/2015	O	340.00	0.00	0.00	212.35	0.00	65.11	0.00	50.35	0.00	545.51	0.00	180
181	10/08/2015	P	0.00	108.31	0.00	212.35	0.00	65.11	0.00	50.35	0.00	545.51	0.00	181
182	10/15/2015	P	0.00	108.31	0.00	212.35	0.00	65.11	0.00	50.35	0.00	545.51	0.00	182
183	10/21/2015	P	0.00	108.31	0.00	212.35	0.00	65.11	0.00	50.35	0.00	545.51	0.00	183
184	10/28/2015	P	0.00	53.97	0.00	212.35	0.00	65.11	0.00	50.35	0.00	545.51	0.00	184
185	10/31/2015	M	0.00	0.00	5.96	218.31	0.00	65.11	0.00	50.35	0.00	545.51	0.00	185

Event Date	Event Type	Current Amount Due	NCP Paid	Unadjudicated Interest (On UA)		Unadjudicated Interest (On AA)		Adjudicated Interest		Unadjudicated Penalty		Adjudicated Penalty	
				Adjust Amount	Running Balance	Adjust Amount	Running Balance	Adjust Amount	Running Balance	Adjust Amount	Running Balance	Adjust Amount	Running Balance
186	11/01/2015	O	340.00	0.00	218.31	0.00	65.11	0.00	50.35	0.00	545.51	0.00	158.40
187	11/05/2015	P	0.00	108.31	0.00	218.31	65.11	0.00	50.35	0.00	545.51	0.00	158.40
188	11/13/2015	P	0.00	108.31	0.00	218.31	65.11	0.00	50.35	0.00	545.51	0.00	158.40
189	11/19/2015	P	0.00	108.31	0.00	218.31	65.11	0.00	50.35	0.00	545.51	0.00	158.40
190	11/25/2015	P	0.00	53.97	0.00	218.31	65.11	0.00	50.35	0.00	545.51	0.00	158.40
191	11/30/2015	M	0.00	0.00	5.79	224.10	65.11	0.00	50.35	0.00	545.51	0.00	158.40
192	12/01/2015	O	340.00	0.00	0.00	224.10	65.11	0.00	50.35	0.00	545.51	0.00	158.40
193	12/16/2015	P	0.00	108.31	0.00	224.10	65.11	0.00	50.35	0.00	545.51	0.00	158.40
194	12/31/2015	M	0.00	0.00	6.80	230.90	65.11	0.00	50.35	23.17	568.68	0.00	158.40
195	01/01/2016	O	340.00	0.00	0.00	230.90	65.11	0.00	50.35	0.00	568.68	0.00	158.40
196	01/29/2016	P	0.00	108.31	0.00	230.90	65.11	0.00	50.35	0.00	568.68	0.00	158.40
197	01/31/2016	M	0.00	0.00	8.19	239.09	65.11	0.00	50.35	23.17	591.85	0.00	158.40
198	02/01/2016	O	340.00	0.00	0.00	239.09	65.11	0.00	50.35	0.00	591.85	0.00	158.40
199	02/05/2016	P	0.00	108.31	0.00	239.09	65.11	0.00	50.35	0.00	591.85	0.00	158.40
200	02/12/2016	P	0.00	108.31	0.00	239.09	65.11	0.00	50.35	0.00	591.85	0.00	158.40
201	02/22/2016	P	0.00	108.31	0.00	239.09	65.11	0.00	50.35	0.00	591.85	0.00	158.40
202	02/25/2016	P	0.00	53.97	0.00	239.09	65.11	0.00	50.35	0.00	591.85	0.00	158.40
203	02/29/2016	M	0.00	0.00	8.01	247.10	65.11	0.00	50.35	0.00	591.85	0.00	158.40
204	03/01/2016	O	340.00	0.00	0.00	247.10	65.11	0.00	50.35	0.00	591.85	0.00	158.40
205	03/03/2016	P	0.00	108.31	0.00	247.10	65.11	0.00	50.35	0.00	591.85	0.00	158.40
206	03/10/2016	P	0.00	108.31	0.00	247.10	65.11	0.00	50.35	0.00	591.85	0.00	158.40
207	03/17/2016	P	0.00	108.31	0.00	247.10	65.11	0.00	50.35	0.00	591.85	0.00	158.40
208	03/24/2016	P	0.00	53.97	0.00	247.10	65.11	0.00	50.35	0.00	591.85	0.00	158.40
209	03/31/2016	M	0.00	0.00	7.83	254.93	65.11	0.00	50.35	0.00	591.85	0.00	158.40
210	04/01/2016	O	340.00	0.00	0.00	254.93	65.11	0.00	50.35	0.00	591.85	0.00	158.40
211	04/01/2016	P	0.00	108.31	0.00	254.93	65.11	0.00	50.35	0.00	591.85	0.00	158.40
212	04/07/2016	P	0.00	108.31	0.00	254.93	65.11	0.00	50.35	0.00	591.85	0.00	158.40
213	04/15/2016	P	0.00	108.31	0.00	254.93	65.11	0.00	50.35	0.00	591.85	0.00	158.40
214	04/21/2016	P	0.00	53.97	0.00	254.93	65.11	0.00	50.35	0.00	591.85	0.00	158.40
215	04/28/2016	P	0.00	83.31	0.00	254.93	65.11	0.00	50.35	0.00	591.85	0.00	158.40
216	04/30/2016	M	0.00	0.00	7.27	262.20	65.11	0.00	50.35	0.00	591.85	0.00	158.40
217	05/01/2016	O	340.00	0.00	0.00	262.20	65.11	0.00	50.35	0.00	591.85	0.00	158.40
218	05/05/2016	P	0.00	108.31	0.00	262.20	65.11	0.00	50.35	0.00	591.85	0.00	158.40

Event Date	Event Type	Current Amount Due	NCP Paid	Unadjudicated Interest (On UA)		Unadjudicated Interest (On AA)		Adjudicated Interest		Unadjudicated Penalty		Adjudicated Penalty			
				Adjust Amount	Running Balance	Adjust Amount	Running Balance	Adjust Amount	Running Balance	Adjust Amount	Running Balance	Adjust Amount	Running Balance		
219	05/13/2016	P	0.00	108.31	0.00	262.20	0.00	65.11	0.00	50.35	0.00	591.85	0.00	158.40	219
220	05/19/2016	P	0.00	108.31	0.00	262.20	0.00	65.11	0.00	50.35	0.00	591.85	0.00	158.40	220
221	05/27/2016	P	0.00	53.97	0.00	262.20	0.00	65.11	0.00	50.35	0.00	591.85	0.00	158.40	221
222	05/31/2016	M	0.00	0.00	7.09	269.29	0.00	65.11	0.00	50.35	0.00	591.85	0.00	158.40	222
223	06/01/2016	O	340.00	0.00	0.00	269.29	0.00	65.11	0.00	50.35	0.00	591.85	0.00	158.40	223
224	06/03/2016	P	0.00	108.31	0.00	269.29	0.00	65.11	0.00	50.35	0.00	591.85	0.00	158.40	224
225	06/09/2016	P	0.00	108.31	0.00	269.29	0.00	65.11	0.00	50.35	0.00	591.85	0.00	158.40	225
226	06/17/2016	P	0.00	108.31	0.00	269.29	0.00	65.11	0.00	50.35	0.00	591.85	0.00	158.40	226
227	06/30/2016	P	0.00	53.97	0.00	269.29	0.00	65.11	0.00	50.35	0.00	591.85	0.00	158.40	227
228	06/30/2016	M	0.00	0.00	6.91	276.20	0.00	65.11	0.00	50.35	0.00	591.85	0.00	158.40	228
229	07/01/2016	O	340.00	0.00	0.00	276.20	0.00	65.11	0.00	50.35	0.00	591.85	0.00	158.40	229
230	07/08/2016	P	0.00	108.31	0.00	276.20	0.00	65.11	0.00	50.35	0.00	591.85	0.00	158.40	230
231	07/13/2016	P	0.00	108.31	0.00	276.20	0.00	65.11	0.00	50.35	0.00	591.85	0.00	158.40	231
232	07/21/2016	P	0.00	108.31	0.00	276.20	0.00	65.11	0.00	50.35	0.00	591.85	0.00	158.40	232
233	07/27/2016	P	0.00	53.97	0.00	276.20	0.00	65.11	0.00	50.35	0.00	591.85	0.00	158.40	233
234	07/31/2016	M	0.00	0.00	6.73	282.93	0.00	65.11	0.00	50.35	0.00	591.85	0.00	158.40	234
235	08/01/2016	O	340.00	0.00	0.00	282.93	0.00	65.11	0.00	50.35	0.00	591.85	0.00	158.40	235
236	08/12/2016	P	0.00	108.31	0.00	282.93	0.00	65.11	0.00	50.35	0.00	591.85	0.00	158.40	236
237	08/15/2016	P	0.00	108.31	0.00	282.93	0.00	65.11	0.00	50.35	0.00	591.85	0.00	158.40	237
238	08/18/2016	P	0.00	108.31	0.00	282.93	0.00	65.11	0.00	50.35	0.00	591.85	0.00	158.40	238
239	08/31/2016	M	0.00	0.00	6.80	289.73	0.00	65.11	0.00	50.35	1.51	593.36	0.00	158.40	239
240	09/01/2016	O	340.00	0.00	0.00	289.73	0.00	65.11	0.00	50.35	0.00	593.36	0.00	158.40	240
241	09/01/2016	P	0.00	108.31	0.00	289.73	0.00	65.11	0.00	50.35	0.00	593.36	0.00	158.40	241
242	09/09/2016	P	0.00	108.31	0.00	289.73	0.00	65.11	0.00	50.35	0.00	593.36	0.00	158.40	242
243	09/15/2016	P	0.00	108.31	0.00	289.73	0.00	65.11	0.00	50.35	0.00	593.36	0.00	158.40	243
244	09/22/2016	P	0.00	53.97	0.00	289.73	0.00	65.11	0.00	50.35	0.00	593.36	0.00	158.40	244
245	09/29/2016	P	0.00	83.31	0.00	289.73	0.00	65.11	0.00	50.35	0.00	593.36	0.00	158.40	245
246	09/30/2016	M	0.00	0.00	6.24	295.97	0.00	65.11	0.00	50.35	0.00	593.36	0.00	158.40	246
247	10/01/2016	O	340.00	0.00	0.00	295.97	0.00	65.11	0.00	50.35	0.00	593.36	0.00	158.40	247
248	10/06/2016	P	0.00	108.31	0.00	295.97	0.00	65.11	0.00	50.35	0.00	593.36	0.00	158.40	248
249	10/13/2016	P	0.00	108.31	0.00	295.97	0.00	65.11	0.00	50.35	0.00	593.36	0.00	158.40	249
250	10/20/2016	P	0.00	108.31	0.00	295.97	0.00	65.11	0.00	50.35	0.00	593.36	0.00	158.40	250
251	10/27/2016	P	0.00	53.97	0.00	295.97	0.00	65.11	0.00	50.35	0.00	593.36	0.00	158.40	251

Event Date	Event Type	Current Amount Due	NCP Paid	Unadjudicated Interest (On UA)		Unadjudicated Interest (On AA)		Adjudicated Interest		Unadjudicated Penalty		Adjudicated Penalty			
				Adjust Amount	Running Balance	Adjust Amount	Running Balance	Adjust Amount	Running Balance	Adjust Amount	Running Balance	Adjust Amount	Running Balance		
252	10/31/2016	M	0.00	0.00	6.06	302.03	0.00	65.11	0.00	50.35	0.00	593.36	0.00	158.40	252
253	11/01/2016	O	340.00	0.00	0.00	302.03	0.00	65.11	0.00	50.35	0.00	593.36	0.00	158.40	253
254	11/03/2016	P	0.00	108.31	0.00	302.03	0.00	65.11	0.00	50.35	0.00	593.36	0.00	158.40	254
255	11/10/2016	P	0.00	108.31	0.00	302.03	0.00	65.11	0.00	50.35	0.00	593.36	0.00	158.40	255
256	11/17/2016	P	0.00	108.31	0.00	302.03	0.00	65.11	0.00	50.35	0.00	593.36	0.00	158.40	256
257	11/25/2016	P	0.00	53.97	0.00	302.03	0.00	65.11	0.00	50.35	0.00	593.36	0.00	158.40	257
258	11/30/2016	M	0.00	0.00	5.89	307.92	0.00	65.11	0.00	50.35	0.00	593.36	0.00	158.40	258
259	12/01/2016	O	340.00	0.00	0.00	307.92	0.00	65.11	0.00	50.35	0.00	593.36	0.00	158.40	259
260	12/01/2016	P	0.00	108.31	0.00	307.92	0.00	65.11	0.00	50.35	0.00	593.36	0.00	158.40	260
261	12/08/2016	P	0.00	108.31	0.00	307.92	0.00	65.11	0.00	50.35	0.00	593.36	0.00	158.40	261
262	12/16/2016	P	0.00	108.31	0.00	307.92	0.00	65.11	0.00	50.35	0.00	593.36	0.00	158.40	262
263	12/22/2016	P	0.00	53.97	0.00	307.92	0.00	65.11	0.00	50.35	0.00	593.36	0.00	158.40	263
264	12/29/2016	P	0.00	83.31	0.00	307.92	0.00	65.11	0.00	50.35	0.00	593.36	0.00	158.40	264
265	12/31/2016	M	0.00	0.00	5.33	313.25	0.00	65.11	0.00	50.35	0.00	593.36	0.00	158.40	265
266	01/01/2017	O	340.00	0.00	0.00	313.25	0.00	65.11	0.00	50.35	0.00	593.36	0.00	158.40	266
267	01/05/2017	P	0.00	108.31	0.00	313.25	0.00	65.11	0.00	50.35	0.00	593.36	0.00	158.40	267
268	01/12/2017	P	0.00	108.31	0.00	313.25	0.00	65.11	0.00	50.35	0.00	593.36	0.00	158.40	268
269	01/19/2017	P	0.00	108.31	0.00	313.25	0.00	65.11	0.00	50.35	0.00	593.36	0.00	158.40	269
270	01/26/2017	P	0.00	53.97	0.00	313.25	0.00	65.11	0.00	50.35	0.00	593.36	0.00	158.40	270
271	01/31/2017	M	0.00	0.00	5.38	318.63	0.00	65.11	0.00	50.35	0.00	593.36	0.00	158.40	271
272	02/01/2017	O	340.00	0.00	0.00	318.63	0.00	65.11	0.00	50.35	0.00	593.36	0.00	158.40	272
273	02/02/2017	P	0.00	108.31	0.00	318.63	0.00	65.11	0.00	50.35	0.00	593.36	0.00	158.40	273
274	02/09/2017	P	0.00	108.31	0.00	318.63	0.00	65.11	0.00	50.35	0.00	593.36	0.00	158.40	274
275	02/16/2017	P	0.00	108.31	0.00	318.63	0.00	65.11	0.00	50.35	0.00	593.36	0.00	158.40	275
276	02/28/2017	M	0.00	0.00	5.45	324.08	0.00	65.11	0.00	50.35	1.51	594.87	0.00	158.40	276
277	03/01/2017	O	340.00	0.00	0.00	324.08	0.00	65.11	0.00	50.35	0.00	594.87	0.00	158.40	277
278	03/09/2017	P	0.00	324.93	0.00	324.08	0.00	65.11	0.00	50.35	0.00	594.87	0.00	158.40	278
279	03/22/2017	P	0.00	137.28	0.00	324.08	0.00	65.11	0.00	50.35	0.00	594.87	0.00	158.40	279
280	03/29/2017	P	0.00	108.31	0.00	324.08	0.00	65.11	0.00	50.35	0.00	594.87	0.00	158.40	280
281	03/31/2017	M	0.00	0.00	4.35	328.43	0.00	65.11	0.00	50.35	0.00	594.87	0.00	158.40	281
282	04/01/2017	O	340.00	0.00	0.00	328.43	0.00	65.11	0.00	50.35	0.00	594.87	0.00	158.40	282
283	04/07/2017	P	0.00	108.31	0.00	328.43	0.00	65.11	0.00	50.35	0.00	594.87	0.00	158.40	283
284	04/13/2017	P	0.00	108.31	0.00	328.43	0.00	65.11	0.00	50.35	0.00	594.87	0.00	158.40	284

Event Date	Event Type	Current Amount Due	NCP Paid	Unadjudicated Interest (On UA)		Unadjudicated Interest (On AA)		Adjudicated Interest		Unadjudicated Penalty		Adjudicated Penalty			
				Adjust Amount	Running Balance	Adjust Amount	Running Balance	Adjust Amount	Running Balance	Adjust Amount	Running Balance	Adjust Amount	Running Balance		
285	04/19/2017	P	0.00	108.31	0.00	328.43	0.00	65.11	0.00	50.35	0.00	594.87	0.00	158.40	285
286	04/27/2017	P	0.00	53.97	0.00	328.43	0.00	65.11	0.00	50.35	0.00	594.87	0.00	158.40	286
287	04/30/2017	M	0.00	0.00	4.16	332.59	0.00	65.11	0.00	50.35	0.00	594.87	0.00	158.40	287
288	05/01/2017	O	340.00	0.00	0.00	332.59	0.00	65.11	0.00	50.35	0.00	594.87	0.00	158.40	288
289	05/04/2017	P	0.00	108.31	0.00	332.59	0.00	65.11	0.00	50.35	0.00	594.87	0.00	158.40	289
290	05/12/2017	P	0.00	108.31	0.00	332.59	0.00	65.11	0.00	50.35	0.00	594.87	0.00	158.40	290
291	05/18/2017	P	0.00	108.31	0.00	332.59	0.00	65.11	0.00	50.35	0.00	594.87	0.00	158.40	291
292	05/24/2017	P	0.00	53.97	0.00	332.59	0.00	65.11	0.00	50.35	0.00	594.87	0.00	158.40	292
293	05/31/2017	M	0.00	0.00	3.98	336.57	0.00	65.11	0.00	50.35	0.00	594.87	0.00	158.40	293
294	06/01/2017	O	340.00	0.00	0.00	336.57	0.00	65.11	0.00	50.35	0.00	594.87	0.00	158.40	294
295	06/02/2017	P	0.00	108.31	0.00	336.57	0.00	65.11	0.00	50.35	0.00	594.87	0.00	158.40	295
296	06/08/2017	P	0.00	108.31	0.00	336.57	0.00	65.11	0.00	50.35	0.00	594.87	0.00	158.40	296
297	06/15/2017	P	0.00	108.31	0.00	336.57	0.00	65.11	0.00	50.35	0.00	594.87	0.00	158.40	297
298	06/22/2017	P	0.00	53.97	0.00	336.57	0.00	65.11	0.00	50.35	0.00	594.87	0.00	158.40	298
299	06/29/2017	P	0.00	83.31	0.00	336.57	0.00	65.11	0.00	50.35	0.00	594.87	0.00	158.40	299
300	06/30/2017	M	0.00	0.00	3.39	339.96	0.00	65.11	0.00	50.35	0.00	594.87	0.00	158.40	300
301	07/01/2017	O	340.00	0.00	0.00	339.96	0.00	65.11	0.00	50.35	0.00	594.87	0.00	158.40	301
302	07/07/2017	P	0.00	108.31	0.00	339.96	0.00	65.11	0.00	50.35	0.00	594.87	0.00	158.40	302
303	07/13/2017	P	0.00	108.31	0.00	339.96	0.00	65.11	0.00	50.35	0.00	594.87	0.00	158.40	303
304	07/21/2017	P	0.00	108.31	0.00	339.96	0.00	65.11	0.00	50.35	0.00	594.87	0.00	158.40	304
305	07/25/2017	P	0.00	53.97	0.00	339.96	0.00	65.11	0.00	50.35	0.00	594.87	0.00	158.40	305
306	07/31/2017	M	0.00	0.00	3.48	343.44	0.00	65.11	0.00	50.35	0.00	594.87	0.00	158.40	306
307	08/01/2017	O	340.00	0.00	0.00	343.44	0.00	65.11	0.00	50.35	0.00	594.87	0.00	158.40	307
308	08/02/2017	P	0.00	108.31	0.00	343.44	0.00	65.11	0.00	50.35	0.00	594.87	0.00	158.40	308
309	08/10/2017	P	0.00	108.31	0.00	343.44	0.00	65.11	0.00	50.35	0.00	594.87	0.00	158.40	309
310	08/17/2017	P	0.00	108.31	0.00	343.44	0.00	65.11	0.00	50.35	0.00	594.87	0.00	158.40	310
311	08/24/2017	P	0.00	53.97	0.00	343.44	0.00	65.11	0.00	50.35	0.00	594.87	0.00	158.40	311
312	08/31/2017	P	0.00	83.31	0.00	343.44	0.00	65.11	0.00	50.35	0.00	594.87	0.00	158.40	312
313	08/31/2017	M	0.00	0.00	2.85	346.29	0.00	65.11	0.00	50.35	0.00	594.87	0.00	158.40	313
314	09/01/2017	O	340.00	0.00	0.00	346.29	0.00	65.11	0.00	50.35	0.00	594.87	0.00	158.40	314
315	09/07/2017	P	0.00	108.31	0.00	346.29	0.00	65.11	0.00	50.35	0.00	594.87	0.00	158.40	315
316	09/14/2017	P	0.00	108.31	0.00	346.29	0.00	65.11	0.00	50.35	0.00	594.87	0.00	158.40	316
317	09/21/2017	P	0.00	108.31	0.00	346.29	0.00	65.11	0.00	50.35	0.00	594.87	0.00	158.40	317

Event Date	Event Type	Current Amount Due	NCP Paid	Unadjudicated Interest (On UA)		Unadjudicated Interest (On AA)		Adjudicated Interest		Unadjudicated Penalty		Adjudicated Penalty	
				Adjust Amount	Running Balance	Adjust Amount	Running Balance	Adjust Amount	Running Balance	Adjust Amount	Running Balance	Adjust Amount	Running Balance
318 09/28/2017	P	0.00	53.97	0.00	346.29	0.00	65.11	0.00	50.35	0.00	594.87	0.00	158.40
319 09/30/2017	M	0.00	0.00	2.64	348.93	0.00	65.11	0.00	50.35	0.00	594.87	0.00	158.40
320 10/01/2017	O	340.00	0.00	0.00	348.93	0.00	65.11	0.00	50.35	0.00	594.87	0.00	158.40
321 10/05/2017	P	0.00	108.31	0.00	348.93	0.00	65.11	0.00	50.35	0.00	594.87	0.00	158.40
322 10/12/2017	P	0.00	108.31	0.00	348.93	0.00	65.11	0.00	50.35	0.00	594.87	0.00	158.40
323 10/19/2017	P	0.00	108.31	0.00	348.93	0.00	65.11	0.00	50.35	0.00	594.87	0.00	158.40
324 10/26/2017	P	0.00	53.97	0.00	348.93	0.00	65.11	0.00	50.35	0.00	594.87	0.00	158.40
325 10/31/2017	M	0.00	0.00	2.44	351.37	0.00	65.11	0.00	50.35	0.00	594.87	0.00	158.40
326 11/01/2017	O	340.00	0.00	0.00	351.37	0.00	65.11	0.00	50.35	0.00	594.87	0.00	158.40
327 11/02/2017	P	0.00	108.31	0.00	351.37	0.00	65.11	0.00	50.35	0.00	594.87	0.00	158.40
328 11/07/2017	P	0.00	108.31	0.00	351.37	0.00	65.11	0.00	50.35	0.00	594.87	0.00	158.40
329 11/16/2017	P	0.00	108.31	0.00	351.37	0.00	65.11	0.00	50.35	0.00	594.87	0.00	158.40
330 11/24/2017	P	0.00	53.97	0.00	351.37	0.00	65.11	0.00	50.35	0.00	594.87	0.00	158.40
331 11/30/2017	P	0.00	83.31	0.00	351.37	0.00	65.11	0.00	50.35	0.00	594.87	0.00	158.40
332 11/30/2017	M	0.00	0.00	1.80	353.17	0.00	65.11	0.00	50.35	0.00	594.87	0.00	158.40
333 12/01/2017	O	340.00	0.00	0.00	353.17	0.00	65.11	0.00	50.35	0.00	594.87	0.00	158.40
334 12/08/2017	P	0.00	108.31	0.00	353.17	0.00	65.11	0.00	50.35	0.00	594.87	0.00	158.40
335 12/15/2017	P	0.00	108.31	0.00	353.17	0.00	65.11	0.00	50.35	0.00	594.87	0.00	158.40
336 12/21/2017	P	0.00	108.31	0.00	353.17	0.00	65.11	0.00	50.35	0.00	594.87	0.00	158.40
337 12/29/2017	P	0.00	53.97	0.00	353.17	0.00	65.11	0.00	50.35	0.00	594.87	0.00	158.40
338 12/31/2017	M	0.00	0.00	1.60	354.77	0.00	65.11	0.00	50.35	0.00	594.87	0.00	158.40
339 01/01/2018	O	340.00	0.00	0.00	354.77	0.00	65.11	0.00	50.35	0.00	594.87	0.00	158.40
340 01/04/2018	P	0.00	108.31	0.00	354.77	0.00	65.11	0.00	50.35	0.00	594.87	0.00	158.40
341 01/11/2018	P	0.00	108.31	0.00	354.77	0.00	65.11	0.00	50.35	0.00	594.87	0.00	158.40
342 01/18/2018	P	0.00	108.31	0.00	354.77	0.00	65.11	0.00	50.35	0.00	594.87	0.00	158.40
343 01/25/2018	P	0.00	53.97	0.00	354.77	0.00	65.11	0.00	50.35	0.00	594.87	0.00	158.40
344 01/31/2018	M	0.00	0.00	1.46	356.23	0.00	65.11	0.00	50.35	0.00	594.87	0.00	158.40
345 02/01/2018	O	340.00	0.00	0.00	356.23	0.00	65.11	0.00	50.35	0.00	594.87	0.00	158.40
346 02/02/2018	P	0.00	108.31	0.00	356.23	0.00	65.11	0.00	50.35	0.00	594.87	0.00	158.40
347 02/08/2018	P	0.00	108.31	0.00	356.23	0.00	65.11	0.00	50.35	0.00	594.87	0.00	158.40
348 02/14/2018	P	0.00	108.31	0.00	356.23	0.00	65.11	0.00	50.35	0.00	594.87	0.00	158.40
349 02/22/2018	P	0.00	53.97	0.00	356.23	0.00	65.11	0.00	50.35	0.00	594.87	0.00	158.40
350 02/28/2018	M	0.00	0.00	1.24	357.47	0.00	65.11	0.00	50.35	0.00	594.87	0.00	158.40

Event Date	Event Type	Current Amount Due	NCP Paid	Unadjudicated Interest (On UA)		Unadjudicated Interest (On AA)		Adjudicated Interest		Unadjudicated Penalty		Adjudicated Penalty	
				Adjust Amount	Running Balance	Adjust Amount	Running Balance	Adjust Amount	Running Balance	Adjust Amount	Running Balance	Adjust Amount	Running Balance
351	03/01/2018	O	340.00	0.00	357.47	0.00	65.11	0.00	50.35	0.00	594.87	0.00	158.40
352	03/01/2018	P	0.00	108.31	357.47	0.00	65.11	0.00	50.35	0.00	594.87	0.00	158.40
353	03/09/2018	P	0.00	108.31	357.47	0.00	65.11	0.00	50.35	0.00	594.87	0.00	158.40
354	03/15/2018	P	0.00	108.31	357.47	0.00	65.11	0.00	50.35	0.00	594.87	0.00	158.40
355	03/21/2018	P	0.00	53.97	357.47	0.00	65.11	0.00	50.35	0.00	594.87	0.00	158.40
356	03/27/2018	P	0.00	83.31	357.47	0.00	65.11	0.00	50.35	0.00	594.87	0.00	158.40
357	03/30/2018	P	0.00	107.63	357.47	0.00	65.11	0.00	50.35	0.00	594.87	0.00	158.40
358	04/01/2018	O	340.00	0.00	357.47	0.00	65.11	0.00	50.35	0.00	594.87	0.00	158.40
359	04/05/2018	P	0.00	108.31	357.47	0.00	65.11	0.00	50.35	0.00	594.87	0.00	158.40
360	04/10/2018	P	0.00	108.31	357.47	0.00	65.11	0.00	50.35	0.00	594.87	0.00	158.40
361	04/19/2018	P	0.00	108.31	357.47	0.00	65.11	0.00	50.35	0.00	594.87	0.00	158.40
362	04/26/2018	P	0.00	15.07	357.47	0.00	65.11	0.00	50.35	0.00	594.87	0.00	158.40
363	05/01/2018	O	340.00	0.00	357.47	0.00	65.11	0.00	50.35	0.00	594.87	0.00	158.40
364	05/11/2018	P	0.00	216.62	357.47	0.00	65.11	0.00	50.35	0.00	594.87	0.00	158.40
365	05/17/2018	P	0.00	108.31	357.47	0.00	65.11	0.00	50.35	0.00	594.87	0.00	158.40
366	05/22/2018	P	0.00	15.07	357.47	0.00	65.11	0.00	50.35	0.00	594.87	0.00	158.40
367	06/01/2018	O	340.00	0.00	357.47	0.00	65.11	0.00	50.35	0.00	594.87	0.00	158.40
368	06/05/2018	P	0.00	108.31	357.47	0.00	65.11	0.00	50.35	0.00	594.87	0.00	158.40
369	06/14/2018	P	0.00	108.31	357.47	0.00	65.11	0.00	50.35	0.00	594.87	0.00	158.40
370	06/19/2018	P	0.00	108.31	357.47	0.00	65.11	0.00	50.35	0.00	594.87	0.00	158.40
371	06/26/2018	P	0.00	15.07	357.47	0.00	65.11	0.00	50.35	0.00	594.87	0.00	158.40
372	07/01/2018	O	340.00	0.00	357.47	0.00	65.11	0.00	50.35	0.00	594.87	0.00	158.40
373	07/03/2018	P	0.00	108.31	357.47	0.00	65.11	0.00	50.35	0.00	594.87	0.00	158.40
374	07/10/2018	P	0.00	108.31	357.47	0.00	65.11	0.00	50.35	0.00	594.87	0.00	158.40
375	07/20/2018	P	0.00	108.31	357.47	0.00	65.11	0.00	50.35	0.00	594.87	0.00	158.40
376	07/24/2018	P	0.00	15.07	357.47	0.00	65.11	0.00	50.35	0.00	594.87	0.00	158.40
377	08/01/2018	O	340.00	0.00	357.47	0.00	65.11	0.00	50.35	0.00	594.87	0.00	158.40
378	08/06/2018	P	0.00	108.31	357.47	0.00	65.11	0.00	50.35	0.00	594.87	0.00	158.40
379	08/31/2018	M	0.00	0.00	358.82	0.00	65.11	0.00	50.35	0.00	594.87	0.00	158.40
380	09/01/2018	O	340.00	0.00	358.82	0.00	65.11	0.00	50.35	0.00	594.87	0.00	158.40
381	09/30/2018	M	0.00	0.00	362.15	0.00	65.11	0.00	50.35	0.00	628.87	0.00	158.40
382	10/01/2018	O	340.00	0.00	362.15	0.00	65.11	0.00	50.35	0.00	628.87	0.00	158.40
383	10/09/2018	P	0.00	108.31	362.15	0.00	65.11	0.00	50.35	0.00	628.87	0.00	158.40

Event Date	Event Type	Current Amount Due	NCP Paid	Unadjudicated Interest (On UA)		Unadjudicated Interest (On AA)		Adjudicated Interest		Unadjudicated Penalty		Adjudicated Penalty			
				Adjust Amount	Running Balance	Adjust Amount	Running Balance	Adjust Amount	Running Balance	Adjust Amount	Running Balance	Adjust Amount	Running Balance		
384	10/24/2018	P	0.00	108.31	0.00	362.15	0.00	65.11	0.00	50.35	0.00	628.87	0.00	158.40	384
385	10/29/2018	P	0.00	108.31	0.00	362.15	0.00	65.11	0.00	50.35	0.00	628.87	0.00	158.40	385
386	10/31/2018	M	0.00	0.00	3.42	365.57	0.00	65.11	0.00	50.35	1.51	630.38	0.00	158.40	386
387	11/01/2018	O	340.00	0.00	0.00	365.57	0.00	65.11	0.00	50.35	0.00	630.38	0.00	158.40	387
388	11/05/2018	P	0.00	108.31	0.00	365.57	0.00	65.11	0.00	50.35	0.00	630.38	0.00	158.40	388
389	11/08/2018	P	0.00	108.31	0.00	365.57	0.00	65.11	0.00	50.35	0.00	630.38	0.00	158.40	389
390	11/13/2018	P	0.00	108.31	0.00	365.57	0.00	65.11	0.00	50.35	0.00	630.38	0.00	158.40	390
391	11/26/2018	P	0.00	53.97	0.00	365.57	0.00	65.11	0.00	50.35	0.00	630.38	0.00	158.40	391
392	11/26/2018	P	0.00	83.31	0.00	365.57	0.00	65.11	0.00	50.35	0.00	630.38	0.00	158.40	392
393	11/30/2018	M	0.00	0.00	2.71	368.28	0.00	65.11	0.00	50.35	0.00	630.38	0.00	158.40	393
394	12/01/2018	O	340.00	0.00	0.00	368.28	0.00	65.11	0.00	50.35	0.00	630.38	0.00	158.40	394
395	12/03/2018	P	0.00	108.31	0.00	368.28	0.00	65.11	0.00	50.35	0.00	630.38	0.00	158.40	395
396	12/24/2018	P	0.00	108.30	0.00	368.28	0.00	65.11	0.00	50.35	0.00	630.38	0.00	158.40	396
397	12/31/2018	M	0.00	0.00	3.43	371.71	0.00	65.11	0.00	50.35	12.34	642.72	0.00	158.40	397
398	01/01/2019	O	340.00	0.00	0.00	371.71	0.00	65.11	0.00	50.35	0.00	642.72	0.00	158.40	398
399	01/15/2019	P	0.00	95.39	0.00	371.71	0.00	65.11	0.00	50.35	0.00	642.72	0.00	158.40	399
400	01/24/2019	P	0.00	95.39	0.00	371.71	0.00	65.11	0.00	50.35	0.00	642.72	0.00	158.40	400
401	01/31/2019	P	0.00	95.39	0.00	371.71	0.00	65.11	0.00	50.35	0.00	642.72	0.00	158.40	401
402	01/31/2019	M	0.00	0.00	4.01	375.72	0.00	65.11	0.00	50.35	5.38	648.10	0.00	158.40	402
403	02/01/2019	O	340.00	0.00	0.00	375.72	0.00	65.11	0.00	50.35	0.00	648.10	0.00	158.40	403
404	02/07/2019	P	0.00	95.39	0.00	375.72	0.00	65.11	0.00	50.35	0.00	648.10	0.00	158.40	404
405	02/07/2019	P	0.00	108.30	0.00	375.72	0.00	65.11	0.00	50.35	0.00	648.10	0.00	158.40	405
406	02/14/2019	P	0.00	95.39	0.00	375.72	0.00	65.11	0.00	50.35	0.00	648.10	0.00	158.40	406
407	02/21/2019	P	0.00	41.05	0.00	375.72	0.00	65.11	0.00	50.35	0.00	648.10	0.00	158.40	407
408	02/28/2019	P	0.00	70.39	0.00	375.72	0.00	65.11	0.00	50.35	0.00	648.10	0.00	158.40	408
409	02/28/2019	M	0.00	0.00	3.57	379.29	0.00	65.11	0.00	50.35	0.00	648.10	0.00	158.40	409
410	03/01/2019	O	340.00	0.00	0.00	379.29	0.00	65.11	0.00	50.35	0.00	648.10	0.00	158.40	410
411	03/07/2019	P	0.00	95.39	0.00	379.29	0.00	65.11	0.00	50.35	0.00	648.10	0.00	158.40	411
412	03/14/2019	P	0.00	95.39	0.00	379.29	0.00	65.11	0.00	50.35	0.00	648.10	0.00	158.40	412
413	03/21/2019	P	0.00	95.39	0.00	379.29	0.00	65.11	0.00	50.35	0.00	648.10	0.00	158.40	413
414	03/28/2019	P	0.00	53.83	0.00	379.29	0.00	65.11	0.00	50.35	0.00	648.10	0.00	158.40	414
415	03/31/2019	M	0.00	0.00	3.57	382.86	0.00	65.11	0.00	50.35	0.00	648.10	0.00	158.40	415
416	04/01/2019	O	340.00	0.00	0.00	382.86	0.00	65.11	0.00	50.35	0.00	648.10	0.00	158.40	416

Event Date	Event Type	Current Amount Due	NCP Paid	Unadjudicated Interest (On UA)		Unadjudicated Interest (On AA)		Adjudicated Interest		Unadjudicated Penalty		Adjudicated Penalty			
				Adjust Amount	Running Balance	Adjust Amount	Running Balance	Adjust Amount	Running Balance	Adjust Amount	Running Balance	Adjust Amount	Running Balance		
417	04/04/2019	P	0.00	95.39	0.00	382.86	0.00	65.11	0.00	50.35	0.00	648.10	0.00	158.40	417
418	04/11/2019	P	0.00	95.39	0.00	382.86	0.00	65.11	0.00	50.35	0.00	648.10	0.00	158.40	418
419	04/15/2019	P	0.00	557.89	0.00	382.86	0.00	65.11	0.00	50.35	0.00	648.10	0.00	158.40	419
420	04/18/2019	P	0.00	95.39	0.00	382.86	0.00	65.11	0.00	50.35	0.00	648.10	0.00	158.40	420
421	04/25/2019	P	0.00	53.83	0.00	382.86	0.00	65.11	0.00	50.35	0.00	648.10	0.00	158.40	421
422	04/30/2019	M	0.00	0.00	0.08	382.94	0.00	65.11	0.00	50.35	0.00	648.10	0.00	158.40	422
423	05/01/2019	O	340.00	0.00	0.00	382.94	0.00	65.11	0.00	50.35	0.00	648.10	0.00	158.40	423
424	05/02/2019	P	0.00	95.39	0.00	382.94	0.00	65.11	0.00	50.35	0.00	648.10	0.00	158.40	424
425	05/09/2019	P	0.00	95.39	0.00	382.94	0.00	65.11	0.00	50.35	0.00	648.10	0.00	158.40	425
426	05/16/2019	P	0.00	95.39	0.00	382.94	0.00	65.11	0.00	50.35	0.00	648.10	0.00	158.40	426
427	05/23/2019	P	0.00	53.83	0.00	382.94	0.00	65.11	0.00	50.35	0.00	648.10	0.00	158.40	427
428	05/30/2019	P	0.00	13.36	0.00	382.94	0.00	65.11	0.00	50.35	0.00	648.10	0.00	158.40	428
429	06/01/2019	O	340.00	0.00	0.00	382.94	0.00	65.11	0.00	50.35	0.00	648.10	0.00	158.40	429
430	06/06/2019	P	0.00	95.39	0.00	382.94	0.00	65.11	0.00	50.35	0.00	648.10	0.00	158.40	430
431	06/13/2019	P	0.00	95.39	0.00	382.94	0.00	65.11	0.00	50.35	0.00	648.10	0.00	158.40	431
432	06/20/2019	P	0.00	95.39	0.00	382.94	0.00	65.11	0.00	50.35	0.00	648.10	0.00	158.40	432
433	06/27/2019	P	0.00	53.83	0.00	382.94	0.00	65.11	0.00	50.35	0.00	648.10	0.00	158.40	433
434	07/01/2019	O	340.00	0.00	0.00	382.94	0.00	65.11	0.00	50.35	0.00	648.10	0.00	158.40	434
435	07/05/2019	P	0.00	95.39	0.00	382.94	0.00	65.11	0.00	50.35	0.00	648.10	0.00	158.40	435
436	07/11/2019	P	0.00	95.39	0.00	382.94	0.00	65.11	0.00	50.35	0.00	648.10	0.00	158.40	436
437	07/19/2019	P	0.00	95.39	0.00	382.94	0.00	65.11	0.00	50.35	0.00	648.10	0.00	158.40	437
438	07/25/2019	P	0.00	53.83	0.00	382.94	0.00	65.11	0.00	50.35	0.00	648.10	0.00	158.40	438
439	08/01/2019	O	340.00	0.00	0.00	382.94	0.00	65.11	0.00	50.35	0.00	648.10	0.00	158.40	439
440	08/01/2019	P	0.00	95.39	0.00	382.94	0.00	65.11	0.00	50.35	0.00	648.10	0.00	158.40	440
441	08/08/2019	P	0.00	95.39	0.00	382.94	0.00	65.11	0.00	50.35	0.00	648.10	0.00	158.40	441
442	08/15/2019	P	0.00	95.39	0.00	382.94	0.00	65.11	0.00	50.35	0.00	648.10	0.00	158.40	442
443	08/22/2019	P	0.00	53.83	0.00	382.94	0.00	65.11	0.00	50.35	0.00	648.10	0.00	158.40	443
444	09/01/2019	O	340.00	0.00	0.00	382.94	0.00	65.11	0.00	50.35	0.00	648.10	0.00	158.40	444
445	09/05/2019	P	0.00	95.39	0.00	382.94	0.00	65.11	0.00	50.35	0.00	648.10	0.00	158.40	445
446	09/12/2019	P	0.00	95.39	0.00	382.94	0.00	65.11	0.00	50.35	0.00	648.10	0.00	158.40	446
447	09/19/2019	P	0.00	95.39	0.00	382.94	0.00	65.11	0.00	50.35	0.00	648.10	0.00	158.40	447
448	09/26/2019	P	0.00	53.83	0.00	382.94	0.00	65.11	0.00	50.35	0.00	648.10	0.00	158.40	448
449	10/01/2019	O	340.00	0.00	0.00	382.94	0.00	65.11	0.00	50.35	0.00	648.10	0.00	158.40	449

Event Date	Event Type	Current Amount Due	NCP Paid	Unjudicated Interest (On UA)		Unjudicated Interest (On AA)		Adjudicated Interest		Unjudicated Penalty		Adjudicated Penalty	
				Adjust Amount	Running Balance	Adjust Amount	Running Balance	Adjust Amount	Running Balance	Adjust Amount	Running Balance	Adjust Amount	Running Balance
450 10/03/2019	P	0.00	95.39	0.00	382.94	0.00	65.11	0.00	50.35	0.00	648.10	0.00	158.40
451 10/10/2019	P	0.00	95.39	0.00	382.94	0.00	65.11	0.00	50.35	0.00	648.10	0.00	158.40
452 10/17/2019	P	0.00	95.39	0.00	382.94	0.00	65.11	0.00	50.35	0.00	648.10	0.00	158.40
453 10/24/2019	P	0.00	53.83	0.00	382.94	0.00	65.11	0.00	50.35	0.00	648.10	0.00	158.40
454 11/01/2019	O	340.00	0.00	0.00	382.94	0.00	65.11	0.00	50.35	0.00	648.10	0.00	158.40
455 11/07/2019	P	0.00	95.39	0.00	382.94	0.00	65.11	0.00	50.35	0.00	648.10	0.00	158.40
456 11/14/2019	P	0.00	95.39	0.00	382.94	0.00	65.11	0.00	50.35	0.00	648.10	0.00	158.40
457 11/21/2019	P	0.00	95.39	0.00	382.94	0.00	65.11	0.00	50.35	0.00	648.10	0.00	158.40
458 11/30/2019	M	0.00	0.00	0.34	383.28	0.00	65.11	0.00	50.35	0.00	648.10	0.00	158.40
459 12/01/2019	O	340.00	0.00	0.00	383.28	0.00	65.11	0.00	50.35	0.00	648.10	0.00	158.40
460 12/02/2019	P	0.00	95.39	0.00	383.28	0.00	65.11	0.00	50.35	0.00	648.10	0.00	158.40
461 12/05/2019	P	0.00	95.39	0.00	383.28	0.00	65.11	0.00	50.35	0.00	648.10	0.00	158.40
462 12/12/2019	P	0.00	95.39	0.00	383.28	0.00	65.11	0.00	50.35	0.00	648.10	0.00	158.40
463 12/19/2019	P	0.00	53.83	0.00	383.28	0.00	65.11	0.00	50.35	0.00	648.10	0.00	158.40
464 12/27/2019	P	0.00	53.83	0.00	383.28	0.00	65.11	0.00	50.35	0.00	648.10	0.00	158.40
465 01/01/2020	O	340.00	0.00	0.00	383.28	0.00	65.11	0.00	50.35	0.00	648.10	0.00	158.40
466 01/06/2020	P	0.00	95.39	0.00	383.28	0.00	65.11	0.00	50.35	0.00	648.10	0.00	158.40
467 01/08/2020	P	0.00	95.39	0.00	383.28	0.00	65.11	0.00	50.35	0.00	648.10	0.00	158.40
468 01/16/2020	P	0.00	95.39	0.00	383.28	0.00	65.11	0.00	50.35	0.00	648.10	0.00	158.40
469 01/23/2020	P	0.00	53.83	0.00	383.28	0.00	65.11	0.00	50.35	0.00	648.10	0.00	158.40
470 02/01/2020	O	340.00	0.00	0.00	383.28	0.00	65.11	0.00	50.35	0.00	648.10	0.00	158.40
471 02/06/2020	P	0.00	95.39	0.00	383.28	0.00	65.11	0.00	50.35	0.00	648.10	0.00	158.40
472 02/14/2020	P	0.00	95.39	0.00	383.28	0.00	65.11	0.00	50.35	0.00	648.10	0.00	158.40
473 02/21/2020	P	0.00	95.39	0.00	383.28	0.00	65.11	0.00	50.35	0.00	648.10	0.00	158.40
474 02/28/2020	P	0.00	53.83	0.00	383.28	0.00	65.11	0.00	50.35	0.00	648.10	0.00	158.40
475 03/01/2020	O	340.00	0.00	0.00	383.28	0.00	65.11	0.00	50.35	0.00	648.10	0.00	158.40
476 03/06/2020	P	0.00	95.39	0.00	383.28	0.00	65.11	0.00	50.35	0.00	648.10	0.00	158.40
477 03/12/2020	P	0.00	95.39	0.00	383.28	0.00	65.11	0.00	50.35	0.00	648.10	0.00	158.40
478 03/19/2020	P	0.00	95.39	0.00	383.28	0.00	65.11	0.00	50.35	0.00	648.10	0.00	158.40
479 03/27/2020	P	0.00	53.83	0.00	383.28	0.00	65.11	0.00	50.35	0.00	648.10	0.00	158.40
480 04/01/2020	O	340.00	0.00	0.00	383.28	0.00	65.11	0.00	50.35	0.00	648.10	0.00	158.40
481 04/03/2020	P	0.00	95.39	0.00	383.28	0.00	65.11	0.00	50.35	0.00	648.10	0.00	158.40
482 04/10/2020	P	0.00	95.39	0.00	383.28	0.00	65.11	0.00	50.35	0.00	648.10	0.00	158.40

Event Date	Event Type	Current Amount Due	NCP Paid	Unadjudicated Interest (On UA)		Unadjudicated Interest (On AA)		Adjudicated Interest		Unadjudicated Penalty		Adjudicated Penalty	
				Adjust Amount	Running Balance	Adjust Amount	Running Balance	Adjust Amount	Running Balance	Adjust Amount	Running Balance	Adjust Amount	Running Balance
483 04/17/2020	P	0.00	95.39	0.00	383.28	0.00	65.11	0.00	50.35	0.00	648.10	0.00	158.40
484 04/23/2020	P	0.00	53.83	0.00	383.28	0.00	65.11	0.00	50.35	0.00	648.10	0.00	158.40
485 05/01/2020	O	340.00	0.00	0.00	383.28	0.00	65.11	0.00	50.35	0.00	648.10	0.00	158.40
486 05/07/2020	P	0.00	95.39	0.00	383.28	0.00	65.11	0.00	50.35	0.00	648.10	0.00	158.40
487 05/14/2020	P	0.00	95.39	0.00	383.28	0.00	65.11	0.00	50.35	0.00	648.10	0.00	158.40
488 05/22/2020	P	0.00	95.39	0.00	383.28	0.00	65.11	0.00	50.35	0.00	648.10	0.00	158.40
489 05/29/2020	P	0.00	53.83	0.00	383.28	0.00	65.11	0.00	50.35	0.00	648.10	0.00	158.40
490 06/01/2020	O	340.00	0.00	0.00	383.28	0.00	65.11	0.00	50.35	0.00	648.10	0.00	158.40
491 06/30/2020	M	0.00	0.00	1.91	385.19	0.00	65.11	0.00	50.35	0.00	648.10	0.00	158.40
492 07/01/2020	O	340.00	0.00	0.00	385.19	0.00	65.11	0.00	50.35	0.00	648.10	0.00	158.40
493 07/31/2020	M	0.00	0.00	2.98	388.17	0.00	65.11	0.00	50.35	0.00	648.10	0.00	158.40
494 08/01/2020	O	340.00	0.00	0.00	388.17	0.00	65.11	0.00	50.35	0.00	648.10	0.00	158.40
495 08/31/2020	M	0.00	0.00	4.46	392.63	0.00	65.11	0.00	50.35	0.00	648.10	0.00	158.40
Totals:		\$35020.00	\$35415.40	\$0.00	\$392.63	\$0.00	\$65.11	\$0.00	\$50.35	\$0.00	\$648.10	\$0.00	\$158.40

Total Unadjudicated Interest on UA: \$392.63
 Total Unadjudicated Interest on AA: \$65.11
 Total Adjudicated Interest: \$50.35
 Total Interest: \$508.09
 Total Unadjudicated Penalty: \$648.10
 Total Adjudicated Penalty: \$158.40
 Total Penalty: \$806.50

Total Arrears: \$1020.00
 Total Interest: \$508.09
 Total Penalty: \$806.50
 Grand Total: \$2334.59

Custodian Financial Audit (part 1 of 2)

Run Date: 09/03/2020
Run Time: 09:38 AM

NCP Name: Hulme, Jesse
CST Name: Davis, Denise

Case ID: 896923100B
Docket#: 2020 UR 00019
Prepared By: ASCHWITT
Last Updated By: ASCHWITT

Office: 03
Prepared By Date: 09/03/2020
Last Updated By Date: 09/03/2020

Provision Type: Medical Cash

Event Date	Event Type	Current Amount Due	NCP Paid	Unadjudicated Arrears		Adjudicated Arrears	
				Adjustment Amount	Running Balance	Adjustment Amount	Running Balance
02/01/2012	J	0.00	0.00	0.00	0.00	516.58	516.58
02/01/2012	O	54.34	0.00	54.34	54.34	0.00	516.58
02/29/2012	M	0.00	0.00	0.00	54.34	0.00	516.58
03/01/2012	O	54.34	0.00	54.34	108.68	0.00	516.58
03/31/2012	M	0.00	0.00	0.00	108.68	0.00	516.58
04/01/2012	O	54.34	0.00	54.34	163.02	0.00	516.58
04/18/2012	P	0.00	10.00	-10.00	153.02	0.00	516.58
04/30/2012	M	0.00	0.00	0.00	153.02	0.00	516.58
05/01/2012	O	54.34	0.00	54.34	207.36	0.00	516.58
05/24/2012	P	0.00	54.34	-54.34	153.02	0.00	516.58
05/31/2012	M	0.00	0.00	0.00	153.02	0.00	516.58
06/01/2012	O	54.34	0.00	54.34	207.36	0.00	516.58
06/21/2012	P	0.00	54.34	-54.34	153.02	0.00	516.58
06/27/2012	P	0.00	25.00	0.00	153.02	-25.00	491.58
06/30/2012	M	0.00	0.00	0.00	153.02	0.00	491.58
07/01/2012	O	54.34	0.00	54.34	207.36	0.00	491.58
07/26/2012	P	0.00	54.34	-54.34	153.02	0.00	491.58
07/31/2012	M	0.00	0.00	0.00	153.02	0.00	491.58
08/01/2012	O	54.34	0.00	54.34	207.36	0.00	491.58
08/23/2012	P	0.00	54.34	-54.34	153.02	0.00	491.58
08/30/2012	P	0.00	25.00	0.00	153.02	-25.00	466.58

EXHIBIT 2

Event Date	Event Type	Current Amount Due	NCP Paid	Unadjudicated Arrears		Adjudicated Arrears		
				Adjustment Amount	Running Balance	Adjustment Amount	Running Balance	
22	08/31/2012	M	0.00	0.00	153.02	0.00	466.58	22
23	09/01/2012	O	54.34	54.34	207.36	0.00	466.58	23
24	09/27/2012	P	0.00	-54.34	153.02	0.00	466.58	24
25	09/30/2012	M	0.00	0.00	153.02	0.00	466.58	25
26	10/01/2012	O	54.34	54.34	207.36	0.00	466.58	26
27	10/25/2012	P	0.00	-54.34	153.02	0.00	466.58	27
28	10/31/2012	M	0.00	0.00	153.02	0.00	466.58	28
29	11/01/2012	O	54.34	54.34	207.36	0.00	466.58	29
30	11/26/2012	P	0.00	-54.34	153.02	0.00	466.58	30
31	11/30/2012	P	0.00	0.00	153.02	-25.00	441.58	31
32	11/30/2012	M	0.00	0.00	153.02	0.00	441.58	32
33	12/01/2012	O	54.34	54.34	207.36	0.00	441.58	33
34	12/26/2012	P	0.00	-54.34	153.02	0.00	441.58	34
35	12/31/2012	M	0.00	0.00	153.02	0.00	441.58	35
36	01/01/2013	O	54.34	54.34	207.36	0.00	441.58	36
37	01/31/2013	M	0.00	0.00	207.36	0.00	441.58	37
38	02/01/2013	O	54.34	54.34	261.70	0.00	441.58	38
39	02/28/2013	M	0.00	0.00	261.70	0.00	441.58	39
40	03/01/2013	O	54.34	54.34	316.04	0.00	441.58	40
41	03/11/2013	P	0.00	0.00	316.04	-120.78	320.80	41
42	03/25/2013	P	0.00	93.24	261.70	-38.90	281.90	42
43	03/31/2013	M	0.00	0.00	261.70	0.00	281.90	43
44	04/01/2013	O	54.34	54.34	316.04	0.00	281.90	44
45	04/22/2013	P	0.00	-54.34	261.70	-38.90	243.00	45
46	04/28/2013	P	0.00	0.00	261.70	-108.31	134.69	46
47	04/30/2013	M	0.00	0.00	261.70	0.00	134.69	47
48	05/01/2013	O	54.34	54.34	316.04	0.00	134.69	48
49	05/28/2013	P	0.00	-54.34	261.70	-19.09	115.60	49
50	05/31/2013	M	0.00	0.00	261.70	0.00	115.60	50
51	06/01/2013	O	54.34	54.34	316.04	0.00	115.60	51
52	06/30/2013	M	0.00	0.00	316.04	0.00	115.60	52
53	07/01/2013	O	54.34	54.34	370.38	0.00	115.60	53
54	07/15/2013	P	0.00	-54.34	316.04	-41.86	73.74	54
55	07/22/2013	P	0.00	-34.56	281.48	-73.74	0.00	55

Event Date	Event Type	Current Amount Due	NCP Paid	Unadjudicated Arrears		Adjudicated Arrears	
				Adjustment Amount	Running Balance	Adjustment Amount	Running Balance
07/25/2013	P	0.00	55.27	-55.27	226.21	0.00	0.00
07/31/2013	M	0.00	0.00	0.00	226.21	0.00	0.00
08/01/2013	O	54.34	0.00	54.34	280.55	0.00	0.00
08/19/2013	P	0.00	1.87	-1.87	278.68	0.00	0.00
08/26/2013	P	0.00	108.30	-108.30	170.38	0.00	0.00
08/31/2013	M	0.00	0.00	0.00	170.38	0.00	0.00
09/01/2013	O	54.34	0.00	54.34	224.72	0.00	0.00
09/30/2013	M	0.00	0.00	0.00	224.72	0.00	0.00
10/01/2013	O	54.34	0.00	54.34	279.06	0.00	0.00
10/31/2013	M	0.00	0.00	0.00	279.06	0.00	0.00
11/01/2013	O	54.34	0.00	54.34	333.40	0.00	0.00
11/12/2013	P	0.00	54.34	-54.34	279.06	0.00	0.00
11/30/2013	M	0.00	0.00	0.00	279.06	0.00	0.00
12/01/2013	O	54.34	0.00	54.34	333.40	0.00	0.00
12/31/2013	M	0.00	0.00	0.00	333.40	0.00	0.00
01/01/2014	O	54.34	0.00	54.34	387.74	0.00	0.00
01/31/2014	M	0.00	0.00	0.00	387.74	0.00	0.00
02/01/2014	O	54.34	0.00	54.34	442.08	0.00	0.00
02/28/2014	M	0.00	0.00	0.00	442.08	0.00	0.00
03/01/2014	O	54.34	0.00	54.34	496.42	0.00	0.00
03/31/2014	M	0.00	0.00	0.00	496.42	0.00	0.00
04/01/2014	O	54.34	0.00	54.34	550.76	0.00	0.00
04/30/2014	M	0.00	0.00	0.00	550.76	0.00	0.00
05/01/2014	O	54.34	0.00	54.34	605.10	0.00	0.00
05/31/2014	M	0.00	0.00	0.00	605.10	0.00	0.00
06/01/2014	O	54.34	0.00	54.34	659.44	0.00	0.00
06/30/2014	M	0.00	0.00	0.00	659.44	0.00	0.00
07/01/2014	O	54.34	0.00	54.34	713.78	0.00	0.00
07/31/2014	M	0.00	0.00	0.00	713.78	0.00	0.00
08/01/2014	O	54.34	0.00	54.34	768.12	0.00	0.00
08/31/2014	M	0.00	0.00	0.00	768.12	0.00	0.00
09/01/2014	O	54.34	0.00	54.34	822.46	0.00	0.00
09/30/2014	M	0.00	0.00	0.00	822.46	0.00	0.00
10/01/2014	O	54.34	0.00	54.34	876.80	0.00	0.00

Event Date	Event Type	Current Amount Due	NCP Paid	Unadjudicated Arrears		Adjudicated Arrears	
				Adjustment Amount	Running Balance	Adjustment Amount	Running Balance
90	10/31/2014	M	0.00	0.00	876.80	0.00	90
91	11/01/2014	O	0.00	54.34	931.14	0.00	91
92	11/03/2014	P	54.34	-54.34	876.80	0.00	92
93	11/26/2014	P	0.00	-25.00	851.80	0.00	93
94	11/30/2014	M	0.00	0.00	851.80	0.00	94
95	12/01/2014	O	54.34	54.34	906.14	0.00	95
96	12/24/2014	P	0.00	-54.34	851.80	0.00	96
97	12/31/2014	M	0.00	0.00	851.80	0.00	97
98	01/01/2015	O	54.34	54.34	906.14	0.00	98
99	01/31/2015	M	0.00	0.00	906.14	0.00	99
100	02/01/2015	O	54.34	54.34	960.48	0.00	100
101	02/13/2015	P	0.00	-79.34	881.14	0.00	101
102	02/28/2015	M	0.00	0.00	881.14	0.00	102
103	03/01/2015	O	54.34	54.34	935.48	0.00	103
104	03/31/2015	M	0.00	0.00	935.48	0.00	104
105	04/01/2015	O	54.34	54.34	989.82	0.00	105
106	04/30/2015	M	0.00	0.00	989.82	0.00	106
107	05/01/2015	O	54.34	54.34	1044.16	0.00	107
108	05/11/2015	P	0.00	-79.34	964.82	0.00	108
109	05/31/2015	M	0.00	0.00	964.82	0.00	109
110	06/01/2015	O	54.34	54.34	1019.16	0.00	110
111	06/08/2015	P	0.00	-79.34	939.82	0.00	111
112	06/30/2015	M	0.00	0.00	939.82	0.00	112
113	07/01/2015	O	54.34	54.34	994.16	0.00	113
114	07/23/2015	P	0.00	-54.34	939.82	0.00	114
115	07/30/2015	P	0.00	-25.00	914.82	0.00	115
116	07/31/2015	M	0.00	0.00	914.82	0.00	116
117	08/01/2015	O	54.34	54.34	969.16	0.00	117
118	08/27/2015	P	0.00	-54.34	914.82	0.00	118
119	08/31/2015	M	0.00	0.00	914.82	0.00	119
120	09/01/2015	O	54.34	54.34	969.16	0.00	120
121	09/24/2015	P	0.00	-54.34	914.82	0.00	121
122	09/30/2015	P	0.00	-25.00	889.82	0.00	122
123	09/30/2015	M	0.00	0.00	889.82	0.00	123

Event Date	Event Type	Current Amount Due	NCP Paid	Unadjudicated Arrears		Adjudicated Arrears			
				Adjustment Amount	Running Balance	Adjustment Amount	Running Balance		
124	10/01/2015	O	54.34	0.00	54.34	944.16	0.00	0.00	124
125	10/28/2015	P	0.00	54.34	-54.34	889.82	0.00	0.00	125
126	10/31/2015	M	0.00	0.00	0.00	889.82	0.00	0.00	126
127	11/01/2015	O	54.34	0.00	54.34	944.16	0.00	0.00	127
128	11/25/2015	P	0.00	54.34	-54.34	889.82	0.00	0.00	128
129	11/30/2015	M	0.00	0.00	0.00	889.82	0.00	0.00	129
130	12/01/2015	O	54.34	0.00	54.34	944.16	0.00	0.00	130
131	12/31/2015	M	0.00	0.00	0.00	944.16	0.00	0.00	131
132	01/01/2016	O	54.34	0.00	54.34	998.50	0.00	0.00	132
133	01/31/2016	M	0.00	0.00	0.00	998.50	0.00	0.00	133
134	02/01/2016	O	54.34	0.00	54.34	1052.84	0.00	0.00	134
135	02/25/2016	P	0.00	54.34	-54.34	998.50	0.00	0.00	135
136	02/29/2016	M	0.00	0.00	0.00	998.50	0.00	0.00	136
137	03/01/2016	O	54.34	0.00	54.34	1052.84	0.00	0.00	137
138	03/24/2016	P	0.00	54.34	-54.34	998.50	0.00	0.00	138
139	03/31/2016	M	0.00	0.00	0.00	998.50	0.00	0.00	139
140	04/01/2016	O	54.34	0.00	54.34	1052.84	0.00	0.00	140
141	04/21/2016	P	0.00	54.34	-54.34	998.50	0.00	0.00	141
142	04/28/2016	P	0.00	25.00	-25.00	973.50	0.00	0.00	142
143	04/30/2016	M	0.00	0.00	0.00	973.50	0.00	0.00	143
144	05/01/2016	O	54.34	0.00	54.34	1027.84	0.00	0.00	144
145	05/27/2016	P	0.00	54.34	-54.34	973.50	0.00	0.00	145
146	05/31/2016	M	0.00	0.00	0.00	973.50	0.00	0.00	146
147	06/01/2016	O	54.34	0.00	54.34	1027.84	0.00	0.00	147
148	06/30/2016	P	0.00	54.34	-54.34	973.50	0.00	0.00	148
149	06/30/2016	M	0.00	0.00	0.00	973.50	0.00	0.00	149
150	07/01/2016	O	54.34	0.00	54.34	1027.84	0.00	0.00	150
151	07/27/2016	P	0.00	54.34	-54.34	973.50	0.00	0.00	151
152	07/31/2016	M	0.00	0.00	0.00	973.50	0.00	0.00	152
153	08/01/2016	O	54.34	0.00	54.34	1027.84	0.00	0.00	153
154	08/31/2016	M	0.00	0.00	0.00	1027.84	0.00	0.00	154
155	09/01/2016	O	54.34	0.00	54.34	1082.18	0.00	0.00	155
156	09/22/2016	P	0.00	54.34	-54.34	1027.84	0.00	0.00	156
157	09/29/2016	P	0.00	25.00	-25.00	1002.84	0.00	0.00	157

Event Date	Event Type	Current Amount Due	NCP Paid	Unadjudicated Arrears		Adjudicated Arrears		
				Adjustment Amount	Running Balance	Adjustment Amount	Running Balance	
158	09/30/2016	M	0.00	0.00	1002.84	0.00	0.00	158
159	10/01/2016	O	54.34	54.34	1057.18	0.00	0.00	159
160	10/27/2016	P	0.00	-54.34	1002.84	0.00	0.00	160
161	10/31/2016	M	0.00	0.00	1002.84	0.00	0.00	161
162	11/01/2016	O	54.34	54.34	1057.18	0.00	0.00	162
163	11/25/2016	P	0.00	-54.34	1002.84	0.00	0.00	163
164	11/30/2016	M	0.00	0.00	1002.84	0.00	0.00	164
165	12/01/2016	O	54.34	54.34	1057.18	0.00	0.00	165
166	12/22/2016	P	0.00	-54.34	1002.84	0.00	0.00	166
167	12/29/2016	P	0.00	-25.00	977.84	0.00	0.00	167
168	12/31/2016	M	0.00	0.00	977.84	0.00	0.00	168
169	01/01/2017	O	54.34	54.34	1032.18	0.00	0.00	169
170	01/26/2017	P	0.00	-54.34	977.84	0.00	0.00	170
171	01/31/2017	M	0.00	0.00	977.84	0.00	0.00	171
172	02/01/2017	O	54.34	54.34	1032.18	0.00	0.00	172
173	02/28/2017	M	0.00	0.00	1032.18	0.00	0.00	173
174	03/01/2017	O	54.34	54.34	1086.52	0.00	0.00	174
175	03/22/2017	P	0.00	-79.34	1007.18	0.00	0.00	175
176	03/31/2017	M	0.00	0.00	1007.18	0.00	0.00	176
177	04/01/2017	O	54.34	54.34	1061.52	0.00	0.00	177
178	04/27/2017	P	0.00	-54.34	1007.18	0.00	0.00	178
179	04/30/2017	M	0.00	0.00	1007.18	0.00	0.00	179
180	05/01/2017	O	54.34	54.34	1061.52	0.00	0.00	180
181	05/24/2017	P	0.00	-54.34	1007.18	0.00	0.00	181
182	05/31/2017	M	0.00	0.00	1007.18	0.00	0.00	182
183	06/01/2017	O	54.34	54.34	1061.52	0.00	0.00	183
184	06/22/2017	P	0.00	-54.34	1007.18	0.00	0.00	184
185	06/29/2017	P	0.00	-25.00	982.18	0.00	0.00	185
186	06/30/2017	M	0.00	0.00	982.18	0.00	0.00	186
187	07/01/2017	O	54.34	54.34	1036.52	0.00	0.00	187
188	07/25/2017	P	0.00	-54.34	982.18	0.00	0.00	188
189	07/31/2017	M	0.00	0.00	982.18	0.00	0.00	189
190	08/01/2017	O	54.34	54.34	1036.52	0.00	0.00	190
191	08/24/2017	P	0.00	-54.34	982.18	0.00	0.00	191

	Event Date	Event Type	Current Amount Due	NCP Paid	Unadjudicated Arrears		Adjudicated Arrears		
					Adjustment Amount	Running Balance	Adjustment Amount	Running Balance	
192	08/31/2017	P	0.00	25.00	-25.00	957.18	0.00	0.00	192
193	08/31/2017	M	0.00	0.00	0.00	957.18	0.00	0.00	193
194	09/01/2017	O	54.34	0.00	54.34	1011.52	0.00	0.00	194
195	09/28/2017	P	0.00	54.34	-54.34	957.18	0.00	0.00	195
196	09/30/2017	M	0.00	0.00	0.00	957.18	0.00	0.00	196
197	10/01/2017	O	54.34	0.00	54.34	1011.52	0.00	0.00	197
198	10/26/2017	P	0.00	54.34	-54.34	957.18	0.00	0.00	198
199	10/31/2017	M	0.00	0.00	0.00	957.18	0.00	0.00	199
200	11/01/2017	O	54.34	0.00	54.34	1011.52	0.00	0.00	200
201	11/24/2017	P	0.00	54.34	-54.34	957.18	0.00	0.00	201
202	11/30/2017	P	0.00	25.00	-25.00	932.18	0.00	0.00	202
203	11/30/2017	M	0.00	0.00	0.00	932.18	0.00	0.00	203
204	12/01/2017	O	54.34	0.00	54.34	986.52	0.00	0.00	204
205	12/29/2017	P	0.00	54.34	-54.34	932.18	0.00	0.00	205
206	12/31/2017	M	0.00	0.00	0.00	932.18	0.00	0.00	206
207	01/01/2018	O	54.34	0.00	54.34	986.52	0.00	0.00	207
208	01/25/2018	P	0.00	54.34	-54.34	932.18	0.00	0.00	208
209	01/31/2018	M	0.00	0.00	0.00	932.18	0.00	0.00	209
210	02/01/2018	O	54.34	0.00	54.34	986.52	0.00	0.00	210
211	02/22/2018	P	0.00	54.34	-54.34	932.18	0.00	0.00	211
212	02/28/2018	M	0.00	0.00	0.00	932.18	0.00	0.00	212
213	03/01/2018	O	54.34	0.00	54.34	986.52	0.00	0.00	213
214	03/21/2018	P	0.00	54.34	-54.34	932.18	0.00	0.00	214
215	03/27/2018	P	0.00	25.00	-25.00	907.18	0.00	0.00	215
216	03/30/2018	P	0.00	458.56	-458.56	448.62	0.00	0.00	216
217	03/31/2018	M	0.00	0.00	0.00	448.62	0.00	0.00	217
218	04/01/2018	O	54.34	0.00	54.34	502.96	0.00	0.00	218
219	04/26/2018	P	0.00	93.24	-93.24	409.72	0.00	0.00	219
220	04/30/2018	M	0.00	0.00	0.00	409.72	0.00	0.00	220
221	05/01/2018	O	54.34	0.00	54.34	464.06	0.00	0.00	221
222	05/22/2018	P	0.00	93.24	-93.24	370.82	0.00	0.00	222
223	05/30/2018	P	0.00	108.31	-108.31	262.51	0.00	0.00	223
224	05/31/2018	M	0.00	0.00	0.00	262.51	0.00	0.00	224
225	06/01/2018	O	54.34	0.00	54.34	316.85	0.00	0.00	225

	Event Date	Event Type	Current Amount Due	NCP Paid	Unadjudicated Arrears		Adjudicated Arrears		
					Adjustment Amount	Running Balance	Adjustment Amount	Running Balance	
226	06/26/2018	P	0.00	93.24	-93.24	223.61	0.00	0.00	226
227	06/30/2018	M	0.00	0.00	0.00	223.61	0.00	0.00	227
228	07/01/2018	O	54.34	0.00	54.34	277.95	0.00	0.00	228
229	07/24/2018	P	0.00	93.24	-93.24	184.71	0.00	0.00	229
230	07/31/2018	M	0.00	0.00	0.00	184.71	0.00	0.00	230
231	08/01/2018	O	54.34	0.00	54.34	239.05	0.00	0.00	231
232	08/31/2018	M	0.00	0.00	0.00	239.05	0.00	0.00	232
233	09/01/2018	O	54.34	0.00	54.34	293.39	0.00	0.00	233
234	09/30/2018	M	0.00	0.00	0.00	293.39	0.00	0.00	234
235	10/01/2018	O	54.34	0.00	54.34	347.73	0.00	0.00	235
236	10/31/2018	M	0.00	0.00	0.00	347.73	0.00	0.00	236
237	11/01/2018	O	54.34	0.00	54.34	402.07	0.00	0.00	237
238	11/26/2018	P	0.00	54.34	-54.34	347.73	0.00	0.00	238
239	11/26/2018	P	0.00	25.00	-25.00	322.73	0.00	0.00	239
240	11/30/2018	M	0.00	0.00	0.00	322.73	0.00	0.00	240
241	12/01/2018	O	54.34	0.00	54.34	377.07	0.00	0.00	241
242	12/31/2018	M	0.00	0.00	0.00	377.07	0.00	0.00	242
243	01/01/2019	O	54.34	0.00	54.34	431.41	0.00	0.00	243
244	01/31/2019	M	0.00	0.00	0.00	431.41	0.00	0.00	244
245	02/01/2019	O	54.34	0.00	54.34	485.75	0.00	0.00	245
246	02/21/2019	P	0.00	54.34	-54.34	431.41	0.00	0.00	246
247	02/28/2019	P	0.00	25.00	-25.00	406.41	0.00	0.00	247
248	02/28/2019	M	0.00	0.00	0.00	406.41	0.00	0.00	248
249	03/01/2019	O	54.34	0.00	54.34	460.75	0.00	0.00	249
250	03/28/2019	P	0.00	41.56	-41.56	419.19	0.00	0.00	250
251	03/31/2019	M	0.00	0.00	0.00	419.19	0.00	0.00	251
252	04/01/2019	O	54.34	0.00	54.34	473.53	0.00	0.00	252
253	04/25/2019	P	0.00	41.56	-41.56	431.97	0.00	0.00	253
254	04/30/2019	M	0.00	0.00	0.00	431.97	0.00	0.00	254
255	05/01/2019	O	54.34	0.00	54.34	486.31	0.00	0.00	255
256	05/23/2019	P	0.00	41.56	-41.56	444.75	0.00	0.00	256
257	05/30/2019	P	0.00	82.03	-82.03	362.72	0.00	0.00	257
258	05/31/2019	M	0.00	0.00	0.00	362.72	0.00	0.00	258
259	06/01/2019	O	54.34	0.00	54.34	417.06	0.00	0.00	259

Event Date	Event Type	Current Amount Due	NCP Paid	Unjudicated Arrears		Adjudicated Arrears		
				Adjustment Amount	Running Balance	Adjustment Amount	Running Balance	
260	06/27/2019	P	0.00	41.56	-41.56	375.50	0.00	260
261	06/30/2019	M	0.00	0.00	0.00	375.50	0.00	261
262	07/01/2019	O	54.34	0.00	54.34	429.84	0.00	262
263	07/25/2019	P	0.00	41.56	-41.56	388.28	0.00	263
264	07/31/2019	M	0.00	0.00	0.00	388.28	0.00	264
265	08/01/2019	O	54.34	0.00	54.34	442.62	0.00	265
266	08/22/2019	P	0.00	41.56	-41.56	401.06	0.00	266
267	08/29/2019	P	0.00	95.39	-95.39	305.67	0.00	267
268	08/31/2019	M	0.00	0.00	0.00	305.67	0.00	268
269	09/01/2019	O	54.34	0.00	54.34	360.01	0.00	269
270	09/26/2019	P	0.00	41.56	-41.56	318.45	0.00	270
271	09/30/2019	M	0.00	0.00	0.00	318.45	0.00	271
272	10/01/2019	O	54.34	0.00	54.34	372.79	0.00	272
273	10/24/2019	P	0.00	41.56	-41.56	331.23	0.00	273
274	10/31/2019	P	0.00	95.39	-95.39	235.84	0.00	274
275	10/31/2019	M	0.00	0.00	0.00	235.84	0.00	275
276	11/01/2019	O	54.34	0.00	54.34	290.18	0.00	276
277	11/30/2019	M	0.00	0.00	0.00	290.18	0.00	277
278	12/01/2019	O	54.34	0.00	54.34	344.52	0.00	278
279	12/19/2019	P	0.00	41.56	-41.56	302.96	0.00	279
280	12/27/2019	P	0.00	41.56	-41.56	261.40	0.00	280
281	12/31/2019	M	0.00	0.00	0.00	261.40	0.00	281
282	01/01/2020	O	54.34	0.00	54.34	315.74	0.00	282
283	01/23/2020	P	0.00	41.56	-41.56	274.18	0.00	283
284	01/30/2020	P	0.00	95.39	-95.39	178.79	0.00	284
285	01/31/2020	M	0.00	0.00	0.00	178.79	0.00	285
286	02/01/2020	O	54.34	0.00	54.34	233.13	0.00	286
287	02/28/2020	P	0.00	41.56	-41.56	191.57	0.00	287
288	02/29/2020	M	0.00	0.00	0.00	191.57	0.00	288
289	03/01/2020	O	54.34	0.00	54.34	245.91	0.00	289
290	03/27/2020	P	0.00	41.56	-41.56	204.35	0.00	290
291	03/31/2020	M	0.00	0.00	0.00	204.35	0.00	291
292	04/01/2020	O	54.34	0.00	54.34	258.69	0.00	292
293	04/23/2020	P	0.00	41.56	-41.56	217.13	0.00	293

Event Date	Event Type	Current Amount Due	NCP Paid	Unadjudicated Arrears		Adjudicated Arrears			
				Adjustment Amount	Running Balance	Adjustment Amount	Running Balance		
294	04/30/2020	P	0.00	95.39	-95.39	121.74	0.00	0.00	294
295	04/30/2020	M	0.00	0.00	0.00	121.74	0.00	0.00	295
296	05/01/2020	O	54.34	0.00	54.34	176.08	0.00	0.00	296
297	05/29/2020	P	0.00	41.56	-41.56	134.52	0.00	0.00	297
298	05/31/2020	M	0.00	0.00	0.00	134.52	0.00	0.00	298
299	06/01/2020	O	54.34	0.00	54.34	188.86	0.00	0.00	299
300	06/30/2020	M	0.00	0.00	0.00	188.86	0.00	0.00	300
301	07/01/2020	O	54.34	0.00	54.34	243.20	0.00	0.00	301
302	07/31/2020	M	0.00	0.00	0.00	243.20	0.00	0.00	302
303	08/01/2020	O	54.34	0.00	54.34	297.54	0.00	0.00	303
304	08/31/2020	M	0.00	0.00	0.00	297.54	0.00	0.00	304
Totals:				\$5597.02	\$5816.06	\$0.00	\$297.54	\$0.00	\$0.00

Total Unadjudicated: \$297.54
 Total Adjudicated: \$0.00
 Total Arrears: \$297.54

Custodian Financial Audit (part 2 of 2)

Run Date: 09/03/2020
Run Time: 09:38 AM

NCP Name: Hulme, Jesse
CST Name: Davis, Denise

Case ID: 896923100B
Docket#: 2020 UR 00019
Prepared By: ASCHWITT
Last Updated By: ASCHWITT

Office: 03
Prepared By Date: 09/03/2020
Last Updated By Date: 09/03/2020

Provision Type: Medical Cash

Event Date	Event Type	Current Amount Due	NCP Paid	Unadjudicated Interest (On UA)		Unadjudicated Interest (On AA)		Adjudicated Interest		Unadjudicated Penalty		Adjudicated Penalty	
				Adjust Amount	Running Balance	Adjust Amount	Running Balance	Adjust Amount	Running Balance	Adjust Amount	Running Balance	Adjust Amount	Running Balance
02/01/2012	J	0.00	0.00	0.00	0.00	0.00	0.00	0.00	0.00	0.00	0.00	0.00	0.00
02/01/2012	O	54.34	0.00	0.00	0.00	0.00	0.00	0.00	0.00	0.00	0.00	0.00	0.00
02/29/2012	M	0.00	0.00	0.24	0.24	2.26	2.26	0.00	0.00	0.00	0.00	0.00	0.00
03/01/2012	O	54.34	0.00	0.00	0.24	0.00	2.26	0.00	0.00	0.00	0.00	0.00	0.00
03/31/2012	M	0.00	0.00	0.48	0.72	2.26	4.52	0.00	0.00	5.43	5.43	0.00	0.00
04/01/2012	O	54.34	0.00	0.00	0.72	0.00	4.52	0.00	0.00	0.00	5.43	0.00	0.00
04/18/2012	P	0.00	10.00	0.00	0.72	0.00	4.52	0.00	0.00	0.00	5.43	0.00	0.00
04/30/2012	M	0.00	0.00	0.67	1.39	2.26	6.78	0.00	0.00	4.43	9.86	0.00	0.00
05/01/2012	O	54.34	0.00	0.00	1.39	0.00	6.78	0.00	0.00	0.00	9.86	0.00	0.00
05/24/2012	P	0.00	54.34	0.00	1.39	0.00	6.78	0.00	0.00	0.00	9.86	0.00	0.00
05/31/2012	M	0.00	0.00	0.67	2.06	2.26	9.04	0.00	0.00	0.00	9.86	0.00	0.00
06/01/2012	O	54.34	0.00	0.00	2.06	0.00	9.04	0.00	0.00	0.00	9.86	0.00	0.00
06/21/2012	P	0.00	54.34	0.00	2.06	0.00	9.04	0.00	0.00	0.00	9.86	0.00	0.00
06/27/2012	P	0.00	25.00	0.00	2.06	0.00	9.04	0.00	0.00	0.00	9.86	0.00	0.00
06/30/2012	M	0.00	0.00	0.67	2.73	2.15	11.19	0.00	0.00	0.00	9.86	0.00	0.00
07/01/2012	O	54.34	0.00	0.00	2.73	0.00	11.19	0.00	0.00	0.00	9.86	0.00	0.00
07/26/2012	P	0.00	54.34	0.00	2.73	0.00	11.19	0.00	0.00	0.00	9.86	0.00	0.00
07/31/2012	M	0.00	0.00	0.67	3.40	2.15	13.34	0.00	0.00	0.00	9.86	0.00	0.00
08/01/2012	O	54.34	0.00	0.00	3.40	0.00	13.34	0.00	0.00	0.00	9.86	0.00	0.00
08/23/2012	P	0.00	54.34	0.00	3.40	0.00	13.34	0.00	0.00	0.00	9.86	0.00	0.00

Event Date	Event Type	Current Amount Due	NCP Paid	Unadjudicated Interest (On UA)		Unadjudicated Interest (On AA)		Adjudicated Interest		Unadjudicated Penalty		Adjudicated Penalty	
				Adjust Amount	Running Balance	Adjust Amount	Running Balance	Adjust Amount	Running Balance	Adjust Amount	Running Balance	Adjust Amount	Running Balance
21 08/30/2012	P	0.00	25.00	0.00	3.40	0.00	13.34	0.00	0.00	0.00	9.86	0.00	0.00 21
22 08/31/2012	M	0.00	0.00	0.67	4.07	2.04	15.38	0.00	0.00	0.00	9.86	0.00	0.00 22
23 09/01/2012	O	54.34	0.00	0.00	4.07	0.00	15.38	0.00	0.00	0.00	9.86	0.00	0.00 23
24 09/27/2012	P	0.00	54.34	0.00	4.07	0.00	15.38	0.00	0.00	0.00	9.86	0.00	0.00 24
25 09/30/2012	M	0.00	0.00	0.67	4.74	2.04	17.42	0.00	0.00	0.00	9.86	0.00	0.00 25
26 10/01/2012	O	54.34	0.00	0.00	4.74	0.00	17.42	0.00	0.00	0.00	9.86	0.00	0.00 26
27 10/25/2012	P	0.00	54.34	0.00	4.74	0.00	17.42	0.00	0.00	0.00	9.86	0.00	0.00 27
28 10/31/2012	M	0.00	0.00	0.67	5.41	2.04	19.46	0.00	0.00	0.00	9.86	0.00	0.00 28
29 11/01/2012	O	54.34	0.00	0.00	5.41	0.00	19.46	0.00	0.00	0.00	9.86	0.00	0.00 29
30 11/26/2012	P	0.00	54.34	0.00	5.41	0.00	19.46	0.00	0.00	0.00	9.86	0.00	0.00 30
31 11/30/2012	P	0.00	25.00	0.00	5.41	0.00	19.46	0.00	0.00	0.00	9.86	0.00	0.00 31
32 11/30/2012	M	0.00	0.00	0.67	6.08	1.93	21.39	0.00	0.00	0.00	9.86	0.00	0.00 32
33 12/01/2012	O	54.34	0.00	0.00	6.08	0.00	21.39	0.00	0.00	0.00	9.86	0.00	0.00 33
34 12/26/2012	P	0.00	54.34	0.00	6.08	0.00	21.39	0.00	0.00	0.00	9.86	0.00	0.00 34
35 12/31/2012	M	0.00	0.00	0.67	6.75	1.93	23.32	0.00	0.00	0.00	9.86	0.00	0.00 35
36 01/01/2013	O	54.34	0.00	0.00	6.75	0.00	23.32	0.00	0.00	0.00	9.86	0.00	0.00 36
37 01/31/2013	M	0.00	0.00	0.91	7.66	1.93	25.25	0.00	0.00	5.43	15.29	0.00	0.00 37
38 02/01/2013	O	54.34	0.00	0.00	7.66	0.00	25.25	0.00	0.00	0.00	15.29	0.00	0.00 38
39 02/28/2013	M	0.00	0.00	1.14	8.80	1.93	27.18	0.00	0.00	5.43	20.72	0.00	0.00 39
40 03/01/2013	O	54.34	0.00	0.00	8.80	0.00	27.18	0.00	0.00	0.00	20.72	0.00	0.00 40
41 03/11/2013	P	0.00	120.78	0.00	8.80	0.00	27.18	0.00	0.00	0.00	20.72	0.00	0.00 41
42 03/25/2013	P	0.00	93.24	0.00	8.80	0.00	27.18	0.00	0.00	0.00	20.72	0.00	0.00 42
43 03/31/2013	M	0.00	0.00	1.14	9.94	1.23	28.41	0.00	0.00	0.00	20.72	0.00	0.00 43
44 04/01/2013	O	54.34	0.00	0.00	9.94	0.00	28.41	0.00	0.00	0.00	20.72	0.00	0.00 44
45 04/22/2013	P	0.00	93.24	0.00	9.94	0.00	28.41	0.00	0.00	0.00	20.72	0.00	0.00 45
46 04/28/2013	P	0.00	108.31	0.00	9.94	0.00	28.41	0.00	0.00	0.00	20.72	0.00	0.00 46
47 04/30/2013	M	0.00	0.00	1.14	11.08	0.59	29.00	0.00	0.00	0.00	20.72	0.00	0.00 47
48 05/01/2013	O	54.34	0.00	0.00	11.08	0.00	29.00	0.00	0.00	0.00	20.72	0.00	0.00 48
49 05/28/2013	P	0.00	73.43	0.00	11.08	0.00	29.00	0.00	0.00	0.00	20.72	0.00	0.00 49
50 05/31/2013	M	0.00	0.00	1.14	12.22	0.51	29.51	0.00	0.00	0.00	20.72	0.00	0.00 50
51 06/01/2013	O	54.34	0.00	0.00	12.22	0.00	29.51	0.00	0.00	0.00	20.72	0.00	0.00 51
52 06/30/2013	M	0.00	0.00	1.38	13.60	0.51	30.02	0.00	0.00	5.43	26.15	0.00	0.00 52
53 07/01/2013	O	54.34	0.00	0.00	13.60	0.00	30.02	0.00	0.00	0.00	26.15	0.00	0.00 53

Event Date	Event Type	Current Amount Due	NCP Paid	Unadjudicated Interest (On UA)		Unadjudicated Interest (On AA)		Adjudicated Interest		Unadjudicated Penalty		Adjudicated Penalty			
				Adjust Amount	Running Balance	Adjust Amount	Running Balance	Adjust Amount	Running Balance	Adjust Amount	Running Balance	Adjust Amount	Running Balance		
54/07/15/2013	P	0.00	96.20	0.00	13.60	0.00	30.02	0.00	0.00	0.00	0.00	26.15	0.00	0.00	54
55/07/22/2013	P	0.00	108.30	0.00	13.60	0.00	30.02	0.00	0.00	0.00	0.00	26.15	0.00	0.00	55
56/07/25/2013	P	0.00	55.27	0.00	13.60	0.00	30.02	0.00	0.00	0.00	0.00	26.15	0.00	0.00	56
57/07/31/2013	M	0.00	0.00	0.99	14.59	0.00	30.02	0.00	0.00	0.00	0.00	26.15	0.00	0.00	57
58/08/01/2013	O	54.34	0.00	0.00	14.59	0.00	30.02	0.00	0.00	0.00	0.00	26.15	0.00	0.00	58
59/08/19/2013	P	0.00	1.87	0.00	14.59	0.00	30.02	0.00	0.00	0.00	0.00	26.15	0.00	0.00	59
60/08/26/2013	P	0.00	108.30	0.00	14.59	0.00	30.02	0.00	0.00	0.00	0.00	26.15	0.00	0.00	60
61/08/31/2013	M	0.00	0.00	0.75	15.34	0.00	30.02	0.00	0.00	0.00	0.00	26.15	0.00	0.00	61
62/09/01/2013	O	54.34	0.00	0.00	15.34	0.00	30.02	0.00	0.00	0.00	0.00	26.15	0.00	0.00	62
63/09/30/2013	M	0.00	0.00	0.98	16.32	0.00	30.02	0.00	0.00	0.00	0.00	31.58	0.00	0.00	63
64/10/01/2013	O	54.34	0.00	0.00	16.32	0.00	30.02	0.00	0.00	0.00	0.00	31.58	0.00	0.00	64
65/10/31/2013	M	0.00	0.00	1.22	17.54	0.00	30.02	0.00	0.00	0.00	0.00	37.01	0.00	0.00	65
66/11/01/2013	O	54.34	0.00	0.00	17.54	0.00	30.02	0.00	0.00	0.00	0.00	37.01	0.00	0.00	66
67/11/12/2013	P	0.00	54.34	0.00	17.54	0.00	30.02	0.00	0.00	0.00	0.00	37.01	0.00	0.00	67
68/11/30/2013	M	0.00	0.00	1.22	18.76	0.00	30.02	0.00	0.00	0.00	0.00	37.01	0.00	0.00	68
69/12/01/2013	O	54.34	0.00	0.00	18.76	0.00	30.02	0.00	0.00	0.00	0.00	37.01	0.00	0.00	69
70/12/31/2013	M	0.00	0.00	1.46	20.22	0.00	30.02	0.00	0.00	0.00	0.00	42.44	0.00	0.00	70
71/01/01/2014	O	54.34	0.00	0.00	20.22	0.00	30.02	0.00	0.00	0.00	0.00	42.44	0.00	0.00	71
72/01/31/2014	M	0.00	0.00	1.70	21.92	0.00	30.02	0.00	0.00	0.00	0.00	47.87	0.00	0.00	72
73/02/01/2014	O	54.34	0.00	0.00	21.92	0.00	30.02	0.00	0.00	0.00	0.00	47.87	0.00	0.00	73
74/02/28/2014	M	0.00	0.00	1.93	23.85	0.00	30.02	0.00	0.00	0.00	0.00	53.30	0.00	0.00	74
75/03/01/2014	O	54.34	0.00	0.00	23.85	0.00	30.02	0.00	0.00	0.00	0.00	53.30	0.00	0.00	75
76/03/31/2014	M	0.00	0.00	2.17	26.02	0.00	30.02	0.00	0.00	0.00	0.00	58.73	0.00	0.00	76
77/04/01/2014	O	54.34	0.00	0.00	26.02	0.00	30.02	0.00	0.00	0.00	0.00	58.73	0.00	0.00	77
78/04/30/2014	M	0.00	0.00	2.41	28.43	0.00	30.02	0.00	0.00	0.00	0.00	64.16	0.00	0.00	78
79/05/01/2014	O	54.34	0.00	0.00	28.43	0.00	30.02	0.00	0.00	0.00	0.00	64.16	0.00	0.00	79
80/05/31/2014	M	0.00	0.00	2.65	31.08	0.00	30.02	0.00	0.00	0.00	0.00	69.59	0.00	0.00	80
81/06/01/2014	O	54.34	0.00	0.00	31.08	0.00	30.02	0.00	0.00	0.00	0.00	69.59	0.00	0.00	81
82/06/30/2014	M	0.00	0.00	2.89	33.97	0.00	30.02	0.00	0.00	0.00	0.00	75.02	0.00	0.00	82
83/07/01/2014	O	54.34	0.00	0.00	33.97	0.00	30.02	0.00	0.00	0.00	0.00	75.02	0.00	0.00	83
84/07/31/2014	M	0.00	0.00	3.12	37.09	0.00	30.02	0.00	0.00	0.00	0.00	80.45	0.00	0.00	84
85/08/01/2014	O	54.34	0.00	0.00	37.09	0.00	30.02	0.00	0.00	0.00	0.00	80.45	0.00	0.00	85
86/08/31/2014	M	0.00	0.00	3.36	40.45	0.00	30.02	0.00	0.00	0.00	0.00	85.88	0.00	0.00	86

Event Date	Event Type	Current Amount Due	NCP Paid	Unadjudicated Interest (On UA)		Unadjudicated Interest (On AA)		Adjudicated Interest		Unadjudicated Penalty		Adjudicated Penalty	
				Adjust Amount	Running Balance	Adjust Amount	Running Balance	Adjust Amount	Running Balance	Adjust Amount	Running Balance	Adjust Amount	Running Balance
09/01/2014	O	54.34	0.00	0.00	40.45	0.00	30.02	0.00	0.00	0.00	85.88	0.00	0.00
09/30/2014	M	0.00	0.00	3.60	44.05	0.00	30.02	0.00	0.00	5.43	91.31	0.00	0.00
10/01/2014	O	54.34	0.00	0.00	44.05	0.00	30.02	0.00	0.00	0.00	91.31	0.00	0.00
10/31/2014	M	0.00	0.00	3.84	47.89	0.00	30.02	0.00	0.00	5.43	96.74	0.00	0.00
11/01/2014	O	54.34	0.00	0.00	47.89	0.00	30.02	0.00	0.00	0.00	96.74	0.00	0.00
11/03/2014	P	0.00	54.34	0.00	47.89	0.00	30.02	0.00	0.00	0.00	96.74	0.00	0.00
11/26/2014	P	0.00	25.00	0.00	47.89	0.00	30.02	0.00	0.00	0.00	96.74	0.00	0.00
11/30/2014	M	0.00	0.00	3.73	51.62	0.00	30.02	0.00	0.00	0.00	96.74	0.00	0.00
12/01/2014	O	54.34	0.00	0.00	51.62	0.00	30.02	0.00	0.00	0.00	96.74	0.00	0.00
12/24/2014	P	0.00	54.34	0.00	51.62	0.00	30.02	0.00	0.00	0.00	96.74	0.00	0.00
12/31/2014	M	0.00	0.00	3.73	55.35	0.00	30.02	0.00	0.00	0.00	96.74	0.00	0.00
01/01/2015	O	54.34	0.00	0.00	55.35	0.00	30.02	0.00	0.00	0.00	96.74	0.00	0.00
01/31/2015	M	0.00	0.00	3.96	59.31	0.00	30.02	0.00	0.00	5.43	102.17	0.00	0.00
02/01/2015	O	54.34	0.00	0.00	59.31	0.00	30.02	0.00	0.00	0.00	102.17	0.00	0.00
02/13/2015	P	0.00	79.34	0.00	59.31	0.00	30.02	0.00	0.00	0.00	102.17	0.00	0.00
02/28/2015	M	0.00	0.00	3.85	63.16	0.00	30.02	0.00	0.00	0.00	102.17	0.00	0.00
03/01/2015	O	54.34	0.00	0.00	63.16	0.00	30.02	0.00	0.00	0.00	102.17	0.00	0.00
03/31/2015	M	0.00	0.00	4.09	67.25	0.00	30.02	0.00	0.00	5.43	107.60	0.00	0.00
04/01/2015	O	54.34	0.00	0.00	67.25	0.00	30.02	0.00	0.00	0.00	107.60	0.00	0.00
04/30/2015	M	0.00	0.00	4.33	71.58	0.00	30.02	0.00	0.00	5.43	113.03	0.00	0.00
05/01/2015	O	54.34	0.00	0.00	71.58	0.00	30.02	0.00	0.00	0.00	113.03	0.00	0.00
05/11/2015	P	0.00	79.34	0.00	71.58	0.00	30.02	0.00	0.00	0.00	113.03	0.00	0.00
05/31/2015	M	0.00	0.00	4.22	75.80	0.00	30.02	0.00	0.00	0.00	113.03	0.00	0.00
06/01/2015	O	54.34	0.00	0.00	75.80	0.00	30.02	0.00	0.00	0.00	113.03	0.00	0.00
06/08/2015	P	0.00	79.34	0.00	75.80	0.00	30.02	0.00	0.00	0.00	113.03	0.00	0.00
06/30/2015	M	0.00	0.00	4.11	79.91	0.00	30.02	0.00	0.00	0.00	113.03	0.00	0.00
07/01/2015	O	54.34	0.00	0.00	79.91	0.00	30.02	0.00	0.00	0.00	113.03	0.00	0.00
07/23/2015	P	0.00	54.34	0.00	79.91	0.00	30.02	0.00	0.00	0.00	113.03	0.00	0.00
07/30/2015	P	0.00	25.00	0.00	79.91	0.00	30.02	0.00	0.00	0.00	113.03	0.00	0.00
07/31/2015	M	0.00	0.00	4.00	83.91	0.00	30.02	0.00	0.00	0.00	113.03	0.00	0.00
08/01/2015	O	54.34	0.00	0.00	83.91	0.00	30.02	0.00	0.00	0.00	113.03	0.00	0.00
08/27/2015	P	0.00	54.34	0.00	83.91	0.00	30.02	0.00	0.00	0.00	113.03	0.00	0.00
08/31/2015	M	0.00	0.00	4.00	87.91	0.00	30.02	0.00	0.00	0.00	113.03	0.00	0.00

Event Date	Event Type	Current Amount Due	NCP Paid	Unadjudicated Interest (On UA)		Unadjudicated Interest (On AA)		Adjudicated Interest		Unadjudicated Penalty		Adjudicated Penalty	
				Adjust Amount	Running Balance	Adjust Amount	Running Balance	Adjust Amount	Running Balance	Adjust Amount	Running Balance	Adjust Amount	Running Balance
120	09/01/2015	O	54.34	0.00	87.91	0.00	30.02	0.00	0.00	0.00	113.03	0.00	0.00
121	09/24/2015	P	0.00	54.34	87.91	0.00	30.02	0.00	0.00	0.00	113.03	0.00	0.00
122	09/30/2015	P	0.00	25.00	87.91	0.00	30.02	0.00	0.00	0.00	113.03	0.00	0.00
123	09/30/2015	M	0.00	0.00	91.80	0.00	30.02	0.00	0.00	0.00	113.03	0.00	0.00
124	10/01/2015	O	54.34	0.00	91.80	0.00	30.02	0.00	0.00	0.00	113.03	0.00	0.00
125	10/28/2015	P	0.00	54.34	91.80	0.00	30.02	0.00	0.00	0.00	113.03	0.00	0.00
126	10/31/2015	M	0.00	0.00	95.69	0.00	30.02	0.00	0.00	0.00	113.03	0.00	0.00
127	11/01/2015	O	54.34	0.00	95.69	0.00	30.02	0.00	0.00	0.00	113.03	0.00	0.00
128	11/25/2015	P	0.00	54.34	95.69	0.00	30.02	0.00	0.00	0.00	113.03	0.00	0.00
129	11/30/2015	M	0.00	0.00	99.58	0.00	30.02	0.00	0.00	0.00	113.03	0.00	0.00
130	12/01/2015	O	54.34	0.00	99.58	0.00	30.02	0.00	0.00	0.00	113.03	0.00	0.00
131	12/31/2015	M	0.00	0.00	103.71	0.00	30.02	0.00	0.00	0.00	118.46	0.00	0.00
132	01/01/2016	O	54.34	0.00	103.71	0.00	30.02	0.00	0.00	0.00	118.46	0.00	0.00
133	01/31/2016	M	0.00	0.00	108.29	0.00	30.02	0.00	0.00	5.43	123.89	0.00	0.00
134	02/01/2016	O	54.34	0.00	108.29	0.00	30.02	0.00	0.00	0.00	123.89	0.00	0.00
135	02/25/2016	P	0.00	54.34	108.29	0.00	30.02	0.00	0.00	0.00	123.89	0.00	0.00
136	02/29/2016	M	0.00	0.00	112.87	0.00	30.02	0.00	0.00	0.00	123.89	0.00	0.00
137	03/01/2016	O	54.34	0.00	112.87	0.00	30.02	0.00	0.00	0.00	123.89	0.00	0.00
138	03/24/2016	P	0.00	54.34	112.87	0.00	30.02	0.00	0.00	0.00	123.89	0.00	0.00
139	03/31/2016	M	0.00	0.00	117.45	0.00	30.02	0.00	0.00	0.00	123.89	0.00	0.00
140	04/01/2016	O	54.34	0.00	117.45	0.00	30.02	0.00	0.00	0.00	123.89	0.00	0.00
141	04/21/2016	P	0.00	54.34	117.45	0.00	30.02	0.00	0.00	0.00	123.89	0.00	0.00
142	04/28/2016	P	0.00	25.00	117.45	0.00	30.02	0.00	0.00	0.00	123.89	0.00	0.00
143	04/30/2016	M	0.00	0.00	121.91	0.00	30.02	0.00	0.00	0.00	123.89	0.00	0.00
144	05/01/2016	O	54.34	0.00	121.91	0.00	30.02	0.00	0.00	0.00	123.89	0.00	0.00
145	05/27/2016	P	0.00	54.34	121.91	0.00	30.02	0.00	0.00	0.00	123.89	0.00	0.00
146	05/31/2016	M	0.00	0.00	126.37	0.00	30.02	0.00	0.00	0.00	123.89	0.00	0.00
147	06/01/2016	O	54.34	0.00	126.37	0.00	30.02	0.00	0.00	0.00	123.89	0.00	0.00
148	06/30/2016	P	0.00	54.34	126.37	0.00	30.02	0.00	0.00	0.00	123.89	0.00	0.00
149	06/30/2016	M	0.00	0.00	130.83	0.00	30.02	0.00	0.00	0.00	123.89	0.00	0.00
150	07/01/2016	O	54.34	0.00	130.83	0.00	30.02	0.00	0.00	0.00	123.89	0.00	0.00
151	07/27/2016	P	0.00	54.34	130.83	0.00	30.02	0.00	0.00	0.00	123.89	0.00	0.00
152	07/31/2016	M	0.00	0.00	135.29	0.00	30.02	0.00	0.00	0.00	123.89	0.00	0.00

Event Date	Event Type	Current Amount Due	NCP Paid	Unadjudicated Interest (On UA)		Unadjudicated Interest (On AA)		Adjudicated Interest		Unadjudicated Penalty		Adjudicated Penalty			
				Adjust Amount	Running Balance	Adjust Amount	Running Balance	Adjust Amount	Running Balance	Adjust Amount	Running Balance	Adjust Amount	Running Balance		
153 08/01/2016	O	54.34	0.00	0.00	135.29	0.00	30.02	0.00	0.00	0.00	0.00	123.89	0.00	0.00	153
154 08/31/2016	M	0.00	0.00	4.71	140.00	0.00	30.02	0.00	0.00	5.43	129.32	0.00	0.00	0.00	154
155 09/01/2016	O	54.34	0.00	0.00	140.00	0.00	30.02	0.00	0.00	0.00	129.32	0.00	0.00	0.00	155
156 09/22/2016	P	0.00	54.34	0.00	140.00	0.00	30.02	0.00	0.00	0.00	129.32	0.00	0.00	0.00	156
157 09/29/2016	P	0.00	25.00	0.00	140.00	0.00	30.02	0.00	0.00	0.00	129.32	0.00	0.00	0.00	157
158 09/30/2016	M	0.00	0.00	4.60	144.60	0.00	30.02	0.00	0.00	0.00	129.32	0.00	0.00	0.00	158
159 10/01/2016	O	54.34	0.00	0.00	144.60	0.00	30.02	0.00	0.00	0.00	129.32	0.00	0.00	0.00	159
160 10/27/2016	P	0.00	54.34	0.00	144.60	0.00	30.02	0.00	0.00	0.00	129.32	0.00	0.00	0.00	160
161 10/31/2016	M	0.00	0.00	4.60	149.20	0.00	30.02	0.00	0.00	0.00	129.32	0.00	0.00	0.00	161
162 11/01/2016	O	54.34	0.00	0.00	149.20	0.00	30.02	0.00	0.00	0.00	129.32	0.00	0.00	0.00	162
163 11/25/2016	P	0.00	54.34	0.00	149.20	0.00	30.02	0.00	0.00	0.00	129.32	0.00	0.00	0.00	163
164 11/30/2016	M	0.00	0.00	4.60	153.80	0.00	30.02	0.00	0.00	0.00	129.32	0.00	0.00	0.00	164
165 12/01/2016	O	54.34	0.00	0.00	153.80	0.00	30.02	0.00	0.00	0.00	129.32	0.00	0.00	0.00	165
166 12/22/2016	P	0.00	54.34	0.00	153.80	0.00	30.02	0.00	0.00	0.00	129.32	0.00	0.00	0.00	166
167 12/29/2016	P	0.00	25.00	0.00	153.80	0.00	30.02	0.00	0.00	0.00	129.32	0.00	0.00	0.00	167
168 12/31/2016	M	0.00	0.00	4.48	158.28	0.00	30.02	0.00	0.00	0.00	129.32	0.00	0.00	0.00	168
169 01/01/2017	O	54.34	0.00	0.00	158.28	0.00	30.02	0.00	0.00	0.00	129.32	0.00	0.00	0.00	169
170 01/26/2017	P	0.00	54.34	0.00	158.28	0.00	30.02	0.00	0.00	0.00	129.32	0.00	0.00	0.00	170
171 01/31/2017	M	0.00	0.00	4.69	162.97	0.00	30.02	0.00	0.00	0.00	129.32	0.00	0.00	0.00	171
172 02/01/2017	O	54.34	0.00	0.00	162.97	0.00	30.02	0.00	0.00	0.00	129.32	0.00	0.00	0.00	172
173 02/28/2017	M	0.00	0.00	4.95	167.92	0.00	30.02	0.00	0.00	5.43	134.75	0.00	0.00	0.00	173
174 03/01/2017	O	54.34	0.00	0.00	167.92	0.00	30.02	0.00	0.00	0.00	134.75	0.00	0.00	0.00	174
175 03/22/2017	P	0.00	79.34	0.00	167.92	0.00	30.02	0.00	0.00	0.00	134.75	0.00	0.00	0.00	175
176 03/31/2017	M	0.00	0.00	4.83	172.75	0.00	30.02	0.00	0.00	0.00	134.75	0.00	0.00	0.00	176
177 04/01/2017	O	54.34	0.00	0.00	172.75	0.00	30.02	0.00	0.00	0.00	134.75	0.00	0.00	0.00	177
178 04/21/2017	P	0.00	54.34	0.00	172.75	0.00	30.02	0.00	0.00	0.00	134.75	0.00	0.00	0.00	178
179 04/30/2017	M	0.00	0.00	4.83	177.58	0.00	30.02	0.00	0.00	0.00	134.75	0.00	0.00	0.00	179
180 05/01/2017	O	54.34	0.00	0.00	177.58	0.00	30.02	0.00	0.00	0.00	134.75	0.00	0.00	0.00	180
181 05/24/2017	P	0.00	54.34	0.00	177.58	0.00	30.02	0.00	0.00	0.00	134.75	0.00	0.00	0.00	181
182 05/31/2017	M	0.00	0.00	4.83	182.41	0.00	30.02	0.00	0.00	0.00	134.75	0.00	0.00	0.00	182
183 06/01/2017	O	54.34	0.00	0.00	182.41	0.00	30.02	0.00	0.00	0.00	134.75	0.00	0.00	0.00	183
184 06/22/2017	P	0.00	54.34	0.00	182.41	0.00	30.02	0.00	0.00	0.00	134.75	0.00	0.00	0.00	184
185 06/29/2017	P	0.00	25.00	0.00	182.41	0.00	30.02	0.00	0.00	0.00	134.75	0.00	0.00	0.00	185

Event Date	Event Type	Current Amount Due	NCP Paid	Unadjudicated Interest (On UA)		Unadjudicated Interest (On AA)		Adjudicated Interest		Unadjudicated Penalty		Adjudicated Penalty			
				Adjust Amount	Running Balance	Adjust Amount	Running Balance	Adjust Amount	Running Balance	Adjust Amount	Running Balance	Adjust Amount	Running Balance		
186	06/30/2017	M	0.00	0.00	4.71	187.12	0.00	30.02	0.00	0.00	0.00	134.75	0.00	0.00	186
187	07/01/2017	O	54.34	0.00	0.00	187.12	0.00	30.02	0.00	0.00	0.00	134.75	0.00	0.00	187
188	07/25/2017	P	0.00	54.34	0.00	187.12	0.00	30.02	0.00	0.00	0.00	134.75	0.00	0.00	188
189	07/31/2017	M	0.00	0.00	5.12	192.24	0.00	30.02	0.00	0.00	0.00	134.75	0.00	0.00	189
190	08/01/2017	O	54.34	0.00	0.00	192.24	0.00	30.02	0.00	0.00	0.00	134.75	0.00	0.00	190
191	08/24/2017	P	0.00	54.34	0.00	192.24	0.00	30.02	0.00	0.00	0.00	134.75	0.00	0.00	191
192	08/31/2017	P	0.00	25.00	0.00	192.24	0.00	30.02	0.00	0.00	0.00	134.75	0.00	0.00	192
193	08/31/2017	M	0.00	0.00	4.99	197.23	0.00	30.02	0.00	0.00	0.00	134.75	0.00	0.00	193
194	09/01/2017	O	54.34	0.00	0.00	197.23	0.00	30.02	0.00	0.00	0.00	134.75	0.00	0.00	194
195	09/28/2017	P	0.00	54.34	0.00	197.23	0.00	30.02	0.00	0.00	0.00	134.75	0.00	0.00	195
196	09/30/2017	M	0.00	0.00	4.99	202.22	0.00	30.02	0.00	0.00	0.00	134.75	0.00	0.00	196
197	10/01/2017	O	54.34	0.00	0.00	202.22	0.00	30.02	0.00	0.00	0.00	134.75	0.00	0.00	197
198	10/26/2017	P	0.00	54.34	0.00	202.22	0.00	30.02	0.00	0.00	0.00	134.75	0.00	0.00	198
199	10/31/2017	M	0.00	0.00	4.99	207.21	0.00	30.02	0.00	0.00	0.00	134.75	0.00	0.00	199
200	11/01/2017	O	54.34	0.00	0.00	207.21	0.00	30.02	0.00	0.00	0.00	134.75	0.00	0.00	200
201	11/24/2017	P	0.00	54.34	0.00	207.21	0.00	30.02	0.00	0.00	0.00	134.75	0.00	0.00	201
202	11/30/2017	P	0.00	25.00	0.00	207.21	0.00	30.02	0.00	0.00	0.00	134.75	0.00	0.00	202
203	11/30/2017	M	0.00	0.00	4.86	212.07	0.00	30.02	0.00	0.00	0.00	134.75	0.00	0.00	203
204	12/01/2017	O	54.34	0.00	0.00	212.07	0.00	30.02	0.00	0.00	0.00	134.75	0.00	0.00	204
205	12/29/2017	P	0.00	54.34	0.00	212.07	0.00	30.02	0.00	0.00	0.00	134.75	0.00	0.00	205
206	12/31/2017	M	0.00	0.00	4.86	216.93	0.00	30.02	0.00	0.00	0.00	134.75	0.00	0.00	206
207	01/01/2018	O	54.34	0.00	0.00	216.93	0.00	30.02	0.00	0.00	0.00	134.75	0.00	0.00	207
208	01/25/2018	P	0.00	54.34	0.00	216.93	0.00	30.02	0.00	0.00	0.00	134.75	0.00	0.00	208
209	01/31/2018	M	0.00	0.00	5.05	221.98	0.00	30.02	0.00	0.00	0.00	134.75	0.00	0.00	209
210	02/01/2018	O	54.34	0.00	0.00	221.98	0.00	30.02	0.00	0.00	0.00	134.75	0.00	0.00	210
211	02/22/2018	P	0.00	54.34	0.00	221.98	0.00	30.02	0.00	0.00	0.00	134.75	0.00	0.00	211
212	02/28/2018	M	0.00	0.00	5.05	227.03	0.00	30.02	0.00	0.00	0.00	134.75	0.00	0.00	212
213	03/01/2018	O	54.34	0.00	0.00	227.03	0.00	30.02	0.00	0.00	0.00	134.75	0.00	0.00	213
214	03/21/2018	P	0.00	54.34	0.00	227.03	0.00	30.02	0.00	0.00	0.00	134.75	0.00	0.00	214
215	03/27/2018	P	0.00	25.00	0.00	227.03	0.00	30.02	0.00	0.00	0.00	134.75	0.00	0.00	215
216	03/30/2018	P	0.00	458.56	0.00	227.03	0.00	30.02	0.00	0.00	0.00	134.75	0.00	0.00	216
217	03/31/2018	M	0.00	0.00	2.43	229.46	0.00	30.02	0.00	0.00	0.00	134.75	0.00	0.00	217
218	04/01/2018	O	54.34	0.00	0.00	229.46	0.00	30.02	0.00	0.00	0.00	134.75	0.00	0.00	218

Event Date	Event Type	Current Amount Due	NCP Paid	Unadjudicated Interest (On UA)		Unadjudicated Interest (On AA)		Adjudicated Interest		Unadjudicated Penalty		Adjudicated Penalty			
				Adjust Amount	Running Balance	Adjust Amount	Running Balance	Adjust Amount	Running Balance	Adjust Amount	Running Balance	Adjust Amount	Running Balance		
219 04/26/2018	P	0.00	93.24	0.00	229.46	0.00	30.02	0.00	0.00	0.00	0.00	134.75	0.00	0.00	219
220 04/30/2018	M	0.00	0.00	2.22	231.68	0.00	30.02	0.00	0.00	0.00	0.00	134.75	0.00	0.00	220
221 05/01/2018	O	54.34	0.00	0.00	231.68	0.00	30.02	0.00	0.00	0.00	0.00	134.75	0.00	0.00	221
222 05/22/2018	P	0.00	93.24	0.00	231.68	0.00	30.02	0.00	0.00	0.00	0.00	134.75	0.00	0.00	222
223 05/30/2018	P	0.00	108.31	0.00	231.68	0.00	30.02	0.00	0.00	0.00	0.00	134.75	0.00	0.00	223
224 05/31/2018	M	0.00	0.00	1.42	233.10	0.00	30.02	0.00	0.00	0.00	0.00	134.75	0.00	0.00	224
225 06/01/2018	O	54.34	0.00	0.00	233.10	0.00	30.02	0.00	0.00	0.00	0.00	134.75	0.00	0.00	225
226 06/26/2018	P	0.00	93.24	0.00	233.10	0.00	30.02	0.00	0.00	0.00	0.00	134.75	0.00	0.00	226
227 06/30/2018	M	0.00	0.00	1.21	234.31	0.00	30.02	0.00	0.00	0.00	0.00	134.75	0.00	0.00	227
228 07/01/2018	O	54.34	0.00	0.00	234.31	0.00	30.02	0.00	0.00	0.00	0.00	134.75	0.00	0.00	228
229 07/24/2018	P	0.00	93.24	0.00	234.31	0.00	30.02	0.00	0.00	0.00	0.00	134.75	0.00	0.00	229
230 07/31/2018	M	0.00	0.00	1.08	235.39	0.00	30.02	0.00	0.00	0.00	0.00	134.75	0.00	0.00	230
231 08/01/2018	O	54.34	0.00	0.00	235.39	0.00	30.02	0.00	0.00	0.00	0.00	134.75	0.00	0.00	231
232 08/31/2018	M	0.00	0.00	1.39	236.78	0.00	30.02	0.00	0.00	0.00	0.00	140.18	0.00	0.00	232
233 09/01/2018	O	54.34	0.00	0.00	236.78	0.00	30.02	0.00	0.00	0.00	0.00	140.18	0.00	0.00	233
234 09/30/2018	M	0.00	0.00	1.71	238.49	0.00	30.02	0.00	0.00	0.00	0.00	145.61	0.00	0.00	234
235 10/01/2018	O	54.34	0.00	0.00	238.49	0.00	30.02	0.00	0.00	0.00	0.00	145.61	0.00	0.00	235
236 10/31/2018	M	0.00	0.00	2.03	240.52	0.00	30.02	0.00	0.00	0.00	0.00	151.04	0.00	0.00	236
237 11/01/2018	O	54.34	0.00	0.00	240.52	0.00	30.02	0.00	0.00	0.00	0.00	151.04	0.00	0.00	237
238 11/26/2018	P	0.00	54.34	0.00	240.52	0.00	30.02	0.00	0.00	0.00	0.00	151.04	0.00	0.00	238
239 11/26/2018	P	0.00	25.00	0.00	240.52	0.00	30.02	0.00	0.00	0.00	0.00	151.04	0.00	0.00	239
240 11/30/2018	M	0.00	0.00	1.88	242.40	0.00	30.02	0.00	0.00	0.00	0.00	151.04	0.00	0.00	240
241 12/01/2018	O	54.34	0.00	0.00	242.40	0.00	30.02	0.00	0.00	0.00	0.00	151.04	0.00	0.00	241
242 12/31/2018	M	0.00	0.00	2.20	244.60	0.00	30.02	0.00	0.00	0.00	0.00	156.47	0.00	0.00	242
243 01/01/2019	O	54.34	0.00	0.00	244.60	0.00	30.02	0.00	0.00	0.00	0.00	156.47	0.00	0.00	243
244 01/31/2019	M	0.00	0.00	2.70	247.30	0.00	30.02	0.00	0.00	0.00	0.00	161.90	0.00	0.00	244
245 02/01/2019	O	54.34	0.00	0.00	247.30	0.00	30.02	0.00	0.00	0.00	0.00	161.90	0.00	0.00	245
246 02/21/2019	P	0.00	54.34	0.00	247.30	0.00	30.02	0.00	0.00	0.00	0.00	161.90	0.00	0.00	246
247 02/28/2019	P	0.00	25.00	0.00	247.30	0.00	30.02	0.00	0.00	0.00	0.00	161.90	0.00	0.00	247
248 02/28/2019	M	0.00	0.00	2.54	249.84	0.00	30.02	0.00	0.00	0.00	0.00	161.90	0.00	0.00	248
249 03/01/2019	O	54.34	0.00	0.00	249.84	0.00	30.02	0.00	0.00	0.00	0.00	161.90	0.00	0.00	249
250 03/28/2019	P	0.00	41.56	0.00	249.84	0.00	30.02	0.00	0.00	0.00	0.00	161.90	0.00	0.00	250
251 03/31/2019	M	0.00	0.00	2.62	252.46	0.00	30.02	0.00	0.00	0.00	0.00	163.18	0.00	0.00	251

Event Date	Event Type	Current Amount Due	NCP Paid	Unadjudicated Interest (On UA)		Unadjudicated Interest (On AA)		Adjudicated Interest		Unadjudicated Penalty		Adjudicated Penalty		
				Adjust Amount	Running Balance	Adjust Amount	Running Balance	Adjust Amount	Running Balance	Adjust Amount	Running Balance	Adjust Amount	Running Balance	
252 04/01/2019	O	54.34	0.00	0.00	252.46	0.00	30.02	0.00	0.00	0.00	163.18	0.00	0.00	252
253 04/25/2019	P	0.00	41.56	0.00	252.46	0.00	30.02	0.00	0.00	0.00	163.18	0.00	0.00	253
254 04/30/2019	M	0.00	0.00	2.70	255.16	0.00	30.02	0.00	0.00	1.28	164.46	0.00	0.00	254
255 05/01/2019	O	54.34	0.00	0.00	255.16	0.00	30.02	0.00	0.00	0.00	164.46	0.00	0.00	255
256 05/23/2019	P	0.00	41.56	0.00	255.16	0.00	30.02	0.00	0.00	0.00	164.46	0.00	0.00	256
257 05/30/2019	P	0.00	82.03	0.00	255.16	0.00	30.02	0.00	0.00	0.00	164.46	0.00	0.00	257
258 05/31/2019	M	0.00	0.00	2.27	257.43	0.00	30.02	0.00	0.00	0.00	164.46	0.00	0.00	258
259 06/01/2019	O	54.34	0.00	0.00	257.43	0.00	30.02	0.00	0.00	0.00	164.46	0.00	0.00	259
260 06/27/2019	P	0.00	41.56	0.00	257.43	0.00	30.02	0.00	0.00	0.00	164.46	0.00	0.00	260
261 06/30/2019	M	0.00	0.00	2.35	259.78	0.00	30.02	0.00	0.00	1.28	165.74	0.00	0.00	261
262 07/01/2019	O	54.34	0.00	0.00	259.78	0.00	30.02	0.00	0.00	0.00	165.74	0.00	0.00	262
263 07/25/2019	P	0.00	41.56	0.00	259.78	0.00	30.02	0.00	0.00	0.00	165.74	0.00	0.00	263
264 07/31/2019	M	0.00	0.00	2.43	262.21	0.00	30.02	0.00	0.00	1.28	167.02	0.00	0.00	264
265 08/01/2019	O	54.34	0.00	0.00	262.21	0.00	30.02	0.00	0.00	0.00	167.02	0.00	0.00	265
266 08/22/2019	P	0.00	41.56	0.00	262.21	0.00	30.02	0.00	0.00	0.00	167.02	0.00	0.00	266
267 08/29/2019	P	0.00	95.39	0.00	262.21	0.00	30.02	0.00	0.00	0.00	167.02	0.00	0.00	267
268 08/31/2019	M	0.00	0.00	1.91	264.12	0.00	30.02	0.00	0.00	0.00	167.02	0.00	0.00	268
269 09/01/2019	O	54.34	0.00	0.00	264.12	0.00	30.02	0.00	0.00	0.00	167.02	0.00	0.00	269
270 09/26/2019	P	0.00	41.56	0.00	264.12	0.00	30.02	0.00	0.00	0.00	167.02	0.00	0.00	270
271 09/30/2019	M	0.00	0.00	1.99	266.11	0.00	30.02	0.00	0.00	1.28	168.30	0.00	0.00	271
272 10/01/2019	O	54.34	0.00	0.00	266.11	0.00	30.02	0.00	0.00	0.00	168.30	0.00	0.00	272
273 10/24/2019	P	0.00	41.56	0.00	266.11	0.00	30.02	0.00	0.00	0.00	168.30	0.00	0.00	273
274 10/31/2019	P	0.00	95.39	0.00	266.11	0.00	30.02	0.00	0.00	0.00	168.30	0.00	0.00	274
275 10/31/2019	M	0.00	0.00	1.47	267.58	0.00	30.02	0.00	0.00	0.00	168.30	0.00	0.00	275
276 11/01/2019	O	54.34	0.00	0.00	267.58	0.00	30.02	0.00	0.00	0.00	168.30	0.00	0.00	276
277 11/30/2019	M	0.00	0.00	1.81	269.39	0.00	30.02	0.00	0.00	5.43	173.73	0.00	0.00	277
278 12/01/2019	O	54.34	0.00	0.00	269.39	0.00	30.02	0.00	0.00	0.00	173.73	0.00	0.00	278
279 12/19/2019	P	0.00	41.56	0.00	269.39	0.00	30.02	0.00	0.00	0.00	173.73	0.00	0.00	279
280 12/27/2019	P	0.00	41.56	0.00	269.39	0.00	30.02	0.00	0.00	0.00	173.73	0.00	0.00	280
281 12/31/2019	M	0.00	0.00	1.63	271.02	0.00	30.02	0.00	0.00	0.00	173.73	0.00	0.00	281
282 01/01/2020	O	54.34	0.00	0.00	271.02	0.00	30.02	0.00	0.00	0.00	173.73	0.00	0.00	282
283 01/23/2020	P	0.00	41.56	0.00	271.02	0.00	30.02	0.00	0.00	0.00	173.73	0.00	0.00	283
284 01/30/2020	P	0.00	95.39	0.00	271.02	0.00	30.02	0.00	0.00	0.00	173.73	0.00	0.00	284

Event Date	Event Type	Current Amount Due	NCP Paid	Unadjudicated Interest (On UA)		Unadjudicated Interest (On AA)		Adjudicated Interest		Unadjudicated Penalty		Adjudicated Penalty	
				Adjust Amount	Running Balance	Adjust Amount	Running Balance	Adjust Amount	Running Balance	Adjust Amount	Running Balance	Adjust Amount	Running Balance
285 01/31/2020	M	0.00	0.00	1.01	272.03	0.00	30.02	0.00	0.00	0.00	173.73	0.00	0.00
286 02/01/2020	O	54.34	0.00	0.00	272.03	0.00	30.02	0.00	0.00	0.00	173.73	0.00	0.00
287 02/28/2020	P	0.00	41.56	0.00	272.03	0.00	30.02	0.00	0.00	0.00	173.73	0.00	0.00
288 02/29/2020	M	0.00	0.00	1.08	273.11	0.00	30.02	0.00	0.00	0.00	173.73	0.00	0.00
289 03/01/2020	O	54.34	0.00	0.00	273.11	0.00	30.02	0.00	0.00	0.00	173.73	0.00	0.00
290 03/27/2020	P	0.00	41.56	0.00	273.11	0.00	30.02	0.00	0.00	0.00	173.73	0.00	0.00
291 03/31/2020	M	0.00	0.00	1.15	274.26	0.00	30.02	0.00	0.00	0.00	173.73	0.00	0.00
292 04/01/2020	O	54.34	0.00	0.00	274.26	0.00	30.02	0.00	0.00	0.00	173.73	0.00	0.00
293 04/23/2020	P	0.00	41.56	0.00	274.26	0.00	30.02	0.00	0.00	0.00	173.73	0.00	0.00
294 04/30/2020	P	0.00	95.39	0.00	274.26	0.00	30.02	0.00	0.00	0.00	173.73	0.00	0.00
295 04/30/2020	M	0.00	0.00	0.68	274.94	0.00	30.02	0.00	0.00	0.00	173.73	0.00	0.00
296 05/01/2020	O	54.34	0.00	0.00	274.94	0.00	30.02	0.00	0.00	0.00	173.73	0.00	0.00
297 05/29/2020	P	0.00	41.56	0.00	274.94	0.00	30.02	0.00	0.00	0.00	173.73	0.00	0.00
298 05/31/2020	M	0.00	0.00	0.76	275.70	0.00	30.02	0.00	0.00	0.00	173.73	0.00	0.00
299 06/01/2020	O	54.34	0.00	0.00	275.70	0.00	30.02	0.00	0.00	0.00	173.73	0.00	0.00
300 06/30/2020	M	0.00	0.00	1.06	276.76	0.00	30.02	0.00	0.00	0.00	173.73	0.00	0.00
301 07/01/2020	O	54.34	0.00	0.00	276.76	0.00	30.02	0.00	0.00	0.00	173.73	0.00	0.00
302 07/31/2020	M	0.00	0.00	1.06	277.82	0.00	30.02	0.00	0.00	0.00	173.73	0.00	0.00
303 08/01/2020	O	54.34	0.00	0.00	277.82	0.00	30.02	0.00	0.00	0.00	173.73	0.00	0.00
304 08/31/2020	M	0.00	0.00	1.30	279.12	0.00	30.02	0.00	0.00	0.00	173.73	0.00	0.00
Totals:		\$5597.02	\$5816.06	\$0.00	\$279.12	\$0.00	\$30.02	\$0.00	\$0.00	\$0.00	\$173.73	\$0.00	\$0.00

Total Unadjudicated Interest on UA: \$279.12 Total Unadjudicated Penalty: \$173.73
 Total Unadjudicated Interest on AA: \$30.02 Total Adjudicated Penalty: \$0.00
 Total Adjudicated Interest: \$0.00 Total Penalty: \$173.73
 Total Interest: \$309.14

Total Arrears: \$297.54
 Total Interest: \$309.14
 Total Penalty: \$173.73
 Grand Total: \$780.41

Nevada Child Support Guidelines Calculator

A free web application tool to calculate the child support guidelines obligation.

Primary Custody

Switch to Joint/Mixed

Clear

Respondent's Gross Monthly Income:

0

Children in Petitioner's custody:

1

Respondent's Obligation: \$ 84

Calculate

Copy

Respondent's Gross Monthly Income: \$0.00
Number of Children: 1

For 1 child,
and Gross Monthly Income above \$0.00 and
up to \$798.00 the 2020 Low-Income Payers table
Obligation amount is \$84.00.

Respondent's Obligation: \$84.00

Show User Guide

2020 - Nevada Child Support Guidelines Calculator

Website Disclaimer

Please read this disclaimer carefully before using this website. All information posted is merely for informational purposes as it relates to child support cases in the State of Nevada. It should not be considered legal advice. The court has the ability to make adjustments to any estimated obligation. Should you decide to act upon any information on this website, you do so at your own risk. While the information on this website has been verified to the best of our abilities, we cannot guarantee that there are no mistakes or errors. We reserve the right to change this policy at any given time. If you want to make sure that you are up to date with the latest changes, we advise you to frequently visit this website.

EXHIBIT C

COPY

CERTIFIED COPY

The document to which this certificate is attached is a full, true and correct copy of the original in file and of record in my office.

DATE 10/29/2020

BOBBIE R. WILLIAMS Clerk of Court
of the State of Nevada, in and for the County of Douglas,

By ANCM Deputy