



KAREN ELLISON, RECORDER

1
2 APN # _____
3
4

5
6 **Recording Requested by and returned to:**
7

(for Recorder's use only)

8 **Name: Division of Welfare and Supportive Services**

9 **Child Support Enforcement**

10 **Address: 300 E. Second St., Ste. 1200**

11 **City/State/Zip: Reno, NV 89501-1580**
12

13 **Release of Lien (RELN)**

14 **Judgment and Order**

15 **Stipulation and Order**

16 **Other:**
17
18

19 **OBLIGOR'S NAME: GREG DEWILLES CURREY**

20 **UPI #: 257-06-5100A**
21
22

23
24 This page added to provide additional information required by NRS 111.312 Sections 1-2.

25 (Additional recording fee applies.)
26

27 This cover page must be typed or printed.
28

1 CASE NO. 07-UR-0011

2 DEPT. NO. I

3 IN THE NINTH JUDICIAL DISTRICT COURT OF THE STATE OF NEVADA

4 IN AND FOR THE COUNTY OF DOUGLAS

5
6 AMANDA MARIE BRUCE
7 Obligee,


AFFIDAVIT OF RECORDATION


8 Vs.

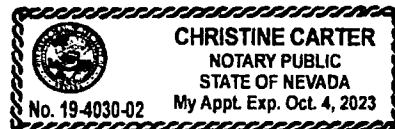
9 GREG DEWILLES CURREY
10 Obligor

11 I, Martin Hernandez, hereby swear and affirm under penalty of perjury that the following assertions are true:

- 12 1. That affiant is, and at all times mentioned herein was, a citizen of the State of Nevada, over the
- 13 age of twenty-one years of age, and an employee of the Division of Welfare and Supportive
- 14 Services Child Support Enforcement Office managing the legal process under Case Number
- 15 257-06-5100A.
- 16 2. That this affidavit and Judgment and Order is being filed pursuant to NRS125B.142 and
- 17 NRS17.150, and when so recorded shall become a lien upon all the real property of the Obligor.
- 18 3. That the Obligor's name is Greg Dewilles Currey, whose address, Social Security number and
- 19 date of birth is confidential on file with the Division of Welfare and Supportive Services Child
- 20 Support Enforcement Office.
- 21 4. That attached hereto is a certified copy of the Judgment and Order filed on November 24, 2020.

22
23
24
25 
26 Martin Hernandez
27 Administrative Assistant II

26 State of Nevada, County of Washoe
27 Subscribed and sworn before me this
28 28th day of December, 2020

NOTARY PUBLIC



1
2
3
4 **INSTRUCTIONS TO RECORDER**
5

6
7 Obligor: Greg Dewilles Currey

8 Obligee: Amanda Marie Bruce

9 Date: December 28, 2020

10 From: Martin Hernandez, Administrative Assistant II, Division of Welfare and Supportive
11 Services Child Support Enforcement Office

12 Enclosed: Certified copy of Child Support Judgment and Order
13

14 In accordance with NRS125B.142 and NRS17.150, on the behalf of the Division please record the
15 attached Affidavit and Judgment and Order at the request of the Division of Welfare and Supportive
16 Services Child Support Enforcement Office.

17
18 Please note: If the judgment is a Stipulation and Order, they should be recorded as one document.

19
20 Thank you for your assistance. If you have any questions or concerns, please call me at
21 (775) 448-5168.
22
23
24
25
26
27
28

COPY

RECEIVED

FILED

Case No. 07-UR-0011

NOV 20 2020

NO. _____

Dept No. I

Douglas County
District Court Clerk

20 NOV 24 P4:46

BOBBIE WILLIAMS
CLERK

D. GOELZ

IN THE NINTH JUDICIAL DISTRICT COURT OF THE STATE OF NEVADA

IN AND FOR THE COUNTY OF DOUGLAS

AMANDA MARIE BRUCE
Obligee,

Vs.

GREG DEWILLES CURREY
Obligor,

JUDGMENT AND ORDER

The undersigned does hereby affirm this document does not contain the social security number of any person, pursuant to NRS 239B.030.

This matter was heard on October 16, 2020 for the Review and Adjustment of the parties' 2007 court order. The Court Master with the following were present:

Obligee: Not Present

Obligor: Not Present

Presented by: Alyssa Matovina

Division of Welfare and Support Services
Child Support Enforcement

After considering all the evidence, the Master hereby makes the following Findings and Recommendations:

The Obligor is the parent of the following child:

NAME

DOB

GREG DEWILLES CURREY, II

NOVEMBER 22, 2004

1 Obligor was properly served and noticed of today's hearing at his last known address
2 and failed to appear.

3 Obligee was properly noticed of today's hearing on or about September 25, 2020.

4 Using Federal Poverty, Obligor's gross monthly earnings are up to \$1,300.00. Pursuant
5 to the formula prescribed within NRS 125B.080 and NAC 425 et seq., of those
6 earnings, the state calculates an obligation of \$184.00 per month.

7 The monthly child support obligation recommended in paragraph 1 below is adjusted
8 based on the following considerations contained in NAC 425.150:

Any special educational needs of the child:	_____	N/A;
The legal responsibility of the parties for the support of others:	_____	N/A;
The value of services contributed by either party:	_____	N/A;
Any public assistance paid to support the child:	_____	N/A;
The cost of transportation of the child to and from visitation:	_____	N/A;
The relative income of both households:	_____	N/A;
Any other necessary expenses for the benefit of the child:	_____	N/A;
The Obligor's ability to pay:	_____	\$184.00
The child(ren)'s derivative benefit from a federal public benefit:	_____	N/A.

15 The child support amount recommended by the Court Master (set out in paragraph 1
16 below) deviates from the statutory percentage under NAC 425 et seq., based on the
17 Obligor's cost of insurance for the child in the amount of N/A. NAC 425.135

18 The monthly child support amount recommended in paragraph 1 below deviates/is
19 adjusted from the statutory percentage under NRS 125B.080 and NAC 425 et seq.,
20 based on the reasonable cost of child care in amount of N/A and the Obligor will share
21 the equitable amount of N/A as part of the monthly child support obligation. NAC
22 425.130.

23 RECOMMENDED ORDER IS:

- 24 1. Ongoing support is ordered in the amount of \$184.00 per month beginning
25 October 1, 2020. The obligation for Child Support continues until the child turns 18
26 years of age, or until the child turns 19 years of age if the child is enrolled in High
27 School. NRS 425.300. However, this obligation to support a child is affected by a
28 child's ability to live on their own (NRS129.080 to 129.140 – legal emancipation) or

1 when applicable, continued financial support beyond the age of majority per NRS
2 125B.110.

3 2. The Obligor is responsible for **child support** arrears for the period of
4 April 1, 2007 through September 30, 2020.

5 A judgment is entered against the Obligor for **child support** arrears as follows:

6 Principal in the amount of \$17,444.16

7 Interest in the amount of \$7,179.50

8 Penalty in the amount of \$1,872.92

9 For a total judgment of \$26,496.58 to be repaid at \$100.00 per month beginning October 1, 2020.

10 All payments MUST be made in the form of a money order, cashier's check or business check
11 and payable to **STATE COLLECTION AND DISBURSEMENT UNIT (SCaDU)** and sent
12 to:

13 **STATE COLLECTION AND DISBURSEMENT UNIT (SCaDU)**
14 **P.O. BOX 98950**
15 **LAS VEGAS, NV 89193-89501**

16 The following information must be included with each payment:

17 A. Name (first, middle, last) of person responsible for paying child support.

18 B. Social Security Number of person responsible for paying child support.

19 C. Child support case number 257-06-5100A listed on each payment.

20 D. Name of custodian (first and last name of person receiving child support).

21 **PAYMENT OF SUPPORT IS TO BE AS PROVIDED HEREIN, AND THE GIVING OF**
22 **GIFTS, OF MAKING PURCHASES OF FOOD, CLOTHING AND THE LIKE WILL**
23 **NOT FULFILL THE OBLIGATION. NOTICE: NO CREDIT WILL BE GIVEN FOR**
24 **PAYMENTS PAID DIRECTLY TO THE OBLIGEE.**

25 3. All payments shall be made by immediate income withholding. If your full obligation
26 is not met by the amount withheld by your employer, you are responsible to pay the
27 difference between your court ordered obligation and the amount withheld by your
28 employer directly to the STATE COLLECTION AND DISBURSEMENT UNIT
(SCaDU). If you fail to do so you will be subject to the assessment of penalties and

1 interest. You may avoid these additional costs by making your current child support
2 payments each month.

3 4. The Obligee will cover the child's medical, vision, or dental health insurance needs
4 using either a private for fee insurance plan or public insurance plan. The accessible
5 and reasonable cost of medical support for the child is the amount of \$0.00 per month.
6 The Obligor will pay \$0.00 for the monthly medical cash support. NAC 425.135.

7 5. Pursuant NRS 425.382 et seq. and NAC 425 et seq., expenses for health care which
8 are not reimbursed through insurance, including expenses for medical, surgical, dental,
9 orthodontic and optical expenses, must be shared equally by both parents. If a parent
10 seeks reimbursement for a child's medical/dental expense not covered by insurance, that
11 parent must send proof of the expense to the other parent within 30 days of paying that
12 bill. The other parent then has 30 days to reimburse the paying parent 1/2 the cost of
13 that bill. The parents are required to comply with this provision for reimbursement
14 under this provision. The parents seeking enforcement of this provision must either go
15 to small claims court or district court to obtain a judgment against the other parent
16 before CSEP is required to collect on that judgment.

17 6. The Obligor shall keep the Division of Welfare and Supportive Services informed of
18 any change regarding current residential and/or mailing address, employment and of
19 access to health insurance coverage in WRITING (including health insurance policy
20 information) within 10 days of such change.

21 7. Obligor shall be responsible for ALL child support and judgment payments due.
22 Payment is to be made directly to the STATE COLLECTION AND
23 DISBURSEMENT UNIT (SCaDU). At any time withholding does not occur, Obligor
24 must make voluntary payments to the STATE COLLECTION AND DISBURSEMENT
25 UNIT (SCaDU).

26 8. Effective July 1, 2004 simple interest will accrue on all adjudicated arrears balances
27 (including payment in lieu of medical insurance) and spousal support balances, for
28 cases with a Nevada controlling order pursuant to NRS 99.040. Interest assessed by a

1 judgment of the court prior to July 1, 2004 will be enforced. Interest on the judgment
2 shall accrue at the rate established by NRS 125B.140(2)(c)(1).

3 8. A 10% penalty will be assessed on each unpaid installment, or portion thereof, of an
4 obligation to pay child support for a child, pursuant to NRS 125B.095 until January 31,
5 2020. All penalties accrued through that date will be enforced/collected until the
6 amount is paid in full.

7 9. The State of Nevada has continuing exclusive jurisdiction for enforcement and
8 modification purposes pursuant to the Full Faith and Credit for Child Support Orders
9 Act.

10 10. The Master finds that these Recommendations are in the best interest of the child.

11 It is further ordered that: See page 2, lines 7 – 14.

12 ///

13 ///

14 ///

15 ///

16 ///

17 ///

18 ///

19 ///

20 ///

21 ///

22 ///

23 ///

24 ///

25 ///

26 ///

27 ///

28

SUPPORT OBLIGATION BREAKDOWN AS FOLLOWS:

Child Support.....	<u>\$184.00</u>	Effective <u>October 1, 2020</u>
Child Support Arrearages.....	<u>\$100.00</u>	Effective <u>October 1, 2020</u>
Medical Cash.....	<u>\$0.00</u>	Effective <u>October 1, 2020</u>
TOTAL PAYMENT.....	<u>\$284.00</u>	

Pursuant to NRS 125B.145 this Order may be reviewed every three (3) years and is subject to future modifications.

NOTICE: Pursuant to NAC 425.165, if you want to adjust the amount of child support established in this order, you MUST file a motion to modify the order with or submit a stipulation to the court. If a motion to modify the order is not filed or a stipulation is not submitted, the child support obligation established in this order will continue until such time as all children who are the subject of this order reach 18 years of age or, if the youngest child who is subject to this order is still in high school when he or she reaches 18 years of age, when the child graduates from high school or reaches 19 years of age, whichever comes first. Unless the parties agree otherwise in a stipulation, any modification made pursuant to a motion to modify the order will be effective as of the date the motion was filed.

Unless a stay of this Order is obtained from District Court, all enforcement procedures including, but not limited to wage withholding, garnishment, liens and the attachment of federal income tax returns will be undertaken upon entry of this order.

IT IS SO RECOMMENDED.

This 20 day of Oct, 2020.


COURT MASTER

1 **NOTICE OF RIGHT TO WAIVE OBJECTION**

2 The Obligor waives the ten (10) days for objection to the Master's Report, and
3 this report may be submitted to the District Court immediately.

4 The Obligee waives the ten (10) days for objection to the Master's Report, and
5 this report may be submitted to the District Court immediately.

6 Receipt of the Master's Recommendation is acknowledged by my signature below.

7 _____
Greg Dewilles Currey, Obligor

8 _____
Amanda Marie Bruce, Obligee

9 **NOTICE OF RIGHT TO OBJECTION**

10 Objections are governed by NRS 425.3844. You have 10 (ten) days from receipt of this
11 recommendation to file your objection. A failure to file and serve a written objection will
12 result in final Judgment being ordered by District Court.

13 Objections to this Order **must be filed** with the Ninth Judicial District Court of the State of
14 Nevada and **served upon** the other party and the Division of Welfare and Supportive
Services at 300 East Second Street Suite 1200, Reno, NV 89501.

15 You must submit your objection to the Court Clerk for filing by submitting your original
16 objection and two copies. Legal advice regarding your objection will not be provided.

17 For information on obtaining a objection packet or the objection process please call the
18 **Division of Welfare and Supportive Services at (775) 448-5150 located at 300 East
Second Street Suite 1200, Reno, NV 89501.**

19 **ORDER**

20 The Court, having reviewed the above and foregoing Master's Report prepared by the Court


21 Master and,

22 The Obligor having waived the right to object thereto.

23 No timely objection having been filed hereto.

24 **IT IS HEREBY ORDERED that the Master's Findings and Recommendations are**
25 **affirmed and adopted.**

26 Dated: November 24, 2020.

27 
28 _____
DISTRICT JUDGE

1 Case No. 07-UR-0011

2 Dept No. I

3
4
5
6 IN THE NINTH JUDICIAL DISTRICT COURT OF THE STATE OF NEVADA
7 IN AND FOR THE COUNTY OF DOUGLAS

8
9 AMANDA MARIE BRUCE
10 Obligee,

11 Vs.

12 GREG DEWILLES CURREY
13 Obligor

14 CERTIFICATE OF MAILING

15 Pursuant to NRCP 5(b), I certify that on this date I deposited for mailing, postage
16 prepaid, at Reno, Nevada, a true copy of the attached document addressed to:

17
18 GREG CURREY
19 CONFIDENTIAL
20 IN FILE

21 AMANDA BRUCE
22 CONFIDENTIAL
23 IN FILE

24 DATED: October 26th, 2020

25 SIGNED: [Signature]
26 MARTIN HERNANDEZ
27 ADMINISTRATIVE ASSISTANT II

28 DOCUMENTS: JUDGMENT AND ORDER
CASE NO. 07-UR-0011

Custodian Financial Audit (part 1 of 2)

Run Date: 10/06/2020
Run Time: 03:12 PM

NCP Name: Currey , Greg
CST Name: Bruce, Amanda

Case ID: 257065100A
Docket#: 07-UR-0011
Prepared By: ASCHWITT
Last Updated By: ASCHWITT

Office: 03
Prepared By Date: 10/06/2020
Last Updated By Date: 10/06/2020

Provision Type: Child Support

Event Date	Event Type	Current Amount Due	NCP Paid	Unadjudicated Arrears		Adjudicated Arrears	
				Adjustment Amount	Running Balance	Adjustment Amount	Running Balance
04/01/2007	J	0.00	0.00	0.00	0.00	605.00	605.00
04/01/2007	O	301.00	0.00	301.00	301.00	0.00	605.00
04/30/2007	M	0.00	0.00	0.00	301.00	0.00	605.00
05/01/2007	O	301.00	0.00	301.00	602.00	0.00	605.00
05/31/2007	M	0.00	0.00	0.00	602.00	0.00	605.00
06/01/2007	O	301.00	0.00	301.00	903.00	0.00	605.00
06/28/2007	P	0.00	76.38	-76.38	826.62	0.00	605.00
06/30/2007	M	0.00	0.00	0.00	826.62	0.00	605.00
07/01/2007	O	301.00	0.00	301.00	1127.62	0.00	605.00
07/05/2007	P	0.00	76.38	-76.38	1051.24	0.00	605.00
07/12/2007	P	0.00	76.38	-76.38	974.86	0.00	605.00
07/19/2007	P	0.00	76.38	-76.38	898.48	0.00	605.00
07/26/2007	P	0.00	76.38	-71.86	826.62	-4.52	600.48
07/31/2007	M	0.00	0.00	0.00	826.62	0.00	600.48
08/01/2007	O	301.00	0.00	301.00	1127.62	0.00	600.48
08/03/2007	P	0.00	76.38	-76.38	1051.24	0.00	600.48
08/09/2007	P	0.00	76.38	-76.38	974.86	0.00	600.48
08/16/2007	P	0.00	76.38	-76.38	898.48	0.00	600.48
08/23/2007	P	0.00	76.38	-71.86	826.62	-4.52	595.96
08/27/2007	P	0.00	76.38	0.00	826.62	-76.38	519.58
08/31/2007	M	0.00	0.00	0.00	826.62	0.00	519.58

ASCHWITT
A

Event Date	Event Type	Current Amount Due	NCP Paid	Unadjudicated Arrears		Adjudicated Arrears			
				Adjustment Amount	Running Balance	Adjustment Amount	Running Balance		
22	09/01/2007	O	301.00	0.00	301.00	1127.62	0.00	519.58	22
23	09/10/2007	P	0.00	76.38	-76.38	1051.24	0.00	519.58	23
24	09/17/2007	P	0.00	76.38	-76.38	974.86	0.00	519.58	24
25	09/20/2007	P	0.00	76.38	-76.38	898.48	0.00	519.58	25
26	09/27/2007	P	0.00	76.38	-71.86	826.62	-4.52	515.06	26
27	09/30/2007	M	0.00	0.00	0.00	826.62	0.00	515.06	27
28	10/01/2007	O	301.00	0.00	301.00	1127.62	0.00	515.06	28
29	10/04/2007	P	0.00	76.38	-76.38	1051.24	0.00	515.06	29
30	10/10/2007	P	0.00	76.38	-76.38	974.86	0.00	515.06	30
31	10/18/2007	P	0.00	76.38	-76.38	898.48	0.00	515.06	31
32	10/25/2007	P	0.00	76.38	-71.86	826.62	-4.52	510.54	32
33	10/31/2007	M	0.00	0.00	0.00	826.62	0.00	510.54	33
34	11/01/2007	O	301.00	0.00	301.00	1127.62	0.00	510.54	34
35	11/01/2007	P	0.00	76.38	-76.38	1051.24	0.00	510.54	35
36	11/08/2007	P	0.00	76.38	-76.38	974.86	0.00	510.54	36
37	11/16/2007	P	0.00	76.38	-76.38	898.48	0.00	510.54	37
38	11/26/2007	P	0.00	76.38	-71.86	826.62	-4.52	506.02	38
39	11/29/2007	P	0.00	76.38	0.00	826.62	-76.38	429.64	39
40	11/30/2007	M	0.00	0.00	0.00	826.62	0.00	429.64	40
41	12/01/2007	O	301.00	0.00	301.00	1127.62	0.00	429.64	41
42	12/06/2007	P	0.00	76.38	-76.38	1051.24	0.00	429.64	42
43	12/17/2007	P	0.00	76.38	-76.38	974.86	0.00	429.64	43
44	12/20/2007	P	0.00	76.38	-76.38	898.48	0.00	429.64	44
45	12/28/2007	P	0.00	76.38	-71.86	826.62	-4.52	425.12	45
46	12/31/2007	M	0.00	0.00	0.00	826.62	0.00	425.12	46
47	01/01/2008	O	301.00	0.00	301.00	1127.62	0.00	425.12	47
48	01/04/2008	P	0.00	76.38	-76.38	1051.24	0.00	425.12	48
49	01/10/2008	P	0.00	76.38	-76.38	974.86	0.00	425.12	49
50	01/17/2008	P	0.00	76.38	-76.38	898.48	0.00	425.12	50
51	01/25/2008	P	0.00	76.38	-71.86	826.62	-4.52	420.60	51
52	01/31/2008	P	0.00	76.38	0.00	826.62	-76.38	344.22	52
53	01/31/2008	M	0.00	0.00	0.00	826.62	0.00	344.22	53
54	02/01/2008	O	301.00	0.00	301.00	1127.62	0.00	344.22	54
55	02/07/2008	P	0.00	76.38	-76.38	1051.24	0.00	344.22	55

Event Date	Event Type	Current Amount Due	NCP Paid	Unadjudicated Arrears		Adjudicated Arrears			
				Adjustment Amount	Running Balance	Adjustment Amount	Running Balance		
56	02/14/2008	P	0.00	76.38	-76.38	974.86	0.00	344.22	56
57	02/21/2008	P	0.00	76.38	-76.38	898.48	0.00	344.22	57
58	02/28/2008	P	0.00	76.38	-71.86	826.62	-4.52	339.70	58
59	02/29/2008	M	0.00	0.00	0.00	826.62	0.00	339.70	59
60	03/01/2008	O	301.00	0.00	301.00	1127.62	0.00	339.70	60
61	03/06/2008	P	0.00	76.38	-76.38	1051.24	0.00	339.70	61
62	03/17/2008	P	0.00	76.38	-76.38	974.86	0.00	339.70	62
63	03/20/2008	P	0.00	76.38	-76.38	898.48	0.00	339.70	63
64	03/27/2008	P	0.00	76.38	-71.86	826.62	-4.52	335.18	64
65	03/31/2008	M	0.00	0.00	0.00	826.62	0.00	335.18	65
66	04/01/2008	O	301.00	0.00	301.00	1127.62	0.00	335.18	66
67	04/03/2008	P	0.00	76.38	-76.38	1051.24	0.00	335.18	67
68	04/10/2008	P	0.00	76.38	-76.38	974.86	0.00	335.18	68
69	04/17/2008	P	0.00	76.38	-76.38	898.48	0.00	335.18	69
70	04/24/2008	P	0.00	76.38	-71.86	826.62	-4.52	330.66	70
71	04/30/2008	M	0.00	0.00	0.00	826.62	0.00	330.66	71
72	05/01/2008	O	301.00	0.00	301.00	1127.62	0.00	330.66	72
73	05/01/2008	P	0.00	76.38	-76.38	1051.24	0.00	330.66	73
74	05/08/2008	P	0.00	76.38	-76.38	974.86	0.00	330.66	74
75	05/15/2008	P	0.00	76.38	-76.38	898.48	0.00	330.66	75
76	05/22/2008	P	0.00	76.38	-71.86	826.62	-4.52	326.14	76
77	05/29/2008	P	0.00	76.38	0.00	826.62	-76.38	249.76	77
78	05/31/2008	M	0.00	0.00	0.00	826.62	0.00	249.76	78
79	06/01/2008	O	301.00	0.00	301.00	1127.62	0.00	249.76	79
80	06/05/2008	P	0.00	76.38	-76.38	1051.24	0.00	249.76	80
81	06/12/2008	P	0.00	76.38	-76.38	974.86	0.00	249.76	81
82	06/19/2008	P	0.00	76.38	-76.38	898.48	0.00	249.76	82
83	06/23/2008	P	0.00	600.00	-350.24	548.24	-249.76	0.00	83
84	06/23/2008	P	0.00	452.00	-452.00	96.24	0.00	0.00	84
85	06/26/2008	P	0.00	76.38	-76.38	19.86	0.00	0.00	85
86	06/30/2008	M	0.00	0.00	0.00	19.86	0.00	0.00	86
87	07/01/2008	O	301.00	0.00	301.00	320.86	0.00	0.00	87
88	07/03/2008	P	0.00	76.38	-76.38	244.48	0.00	0.00	88
89	07/10/2008	P	0.00	76.38	-76.38	168.10	0.00	0.00	89

	Event Date	Event Type	Current Amount Due	NCP Paid	Unadjudicated Arrears		Adjudicated Arrears		
					Adjustment Amount	Running Balance	Adjustment Amount	Running Balance	
90	07/17/2008	P	0.00	76.38	-76.38	91.72	0.00	0.00	90
91	07/23/2008	P	0.00	76.38	-76.38	15.34	0.00	0.00	91
92	07/31/2008	P	0.00	76.38	-15.34	0.00	0.00	0.00	92
93	08/01/2008	O	301.00	0.00	301.00	301.00	0.00	0.00	93
94	08/07/2008	P	0.00	76.38	-76.38	224.62	0.00	0.00	94
95	08/14/2008	P	0.00	76.38	-76.38	148.24	0.00	0.00	95
96	08/21/2008	P	0.00	76.38	-76.38	71.86	0.00	0.00	96
97	08/28/2008	P	0.00	76.38	-71.86	0.00	0.00	0.00	97
98	09/01/2008	O	301.00	0.00	301.00	301.00	0.00	0.00	98
99	09/04/2008	P	0.00	76.38	-76.38	224.62	0.00	0.00	99
100	09/11/2008	P	0.00	76.38	-76.38	148.24	0.00	0.00	100
101	09/19/2008	P	0.00	76.38	-76.38	71.86	0.00	0.00	101
102	09/30/2008	M	0.00	0.00	0.00	71.86	0.00	0.00	102
103	10/01/2008	O	301.00	0.00	301.00	372.86	0.00	0.00	103
104	10/22/2008	P	0.00	350.00	-350.00	22.86	0.00	0.00	104
105	10/30/2008	P	0.00	76.38	-35.91	-13.05	0.00	0.00	105
106	11/01/2008	O	301.00	0.00	301.00	287.95	0.00	0.00	106
107	11/06/2008	P	0.00	76.38	-76.38	211.57	0.00	0.00	107
108	11/14/2008	P	0.00	76.38	-76.38	135.19	0.00	0.00	108
109	11/20/2008	P	0.00	76.38	-76.38	58.81	0.00	0.00	109
110	11/30/2008	M	0.00	0.00	0.00	58.81	0.00	0.00	110
111	12/01/2008	O	301.00	0.00	301.00	359.81	0.00	0.00	111
112	12/01/2008	P	0.00	76.38	-76.38	283.43	0.00	0.00	112
113	12/04/2008	P	0.00	76.38	-76.38	207.05	0.00	0.00	113
114	12/12/2008	P	0.00	76.38	-76.38	130.67	0.00	0.00	114
115	12/18/2008	P	0.00	76.38	-76.38	54.29	0.00	0.00	115
116	12/26/2008	P	0.00	76.38	-76.38	-22.09	0.00	0.00	116
117	01/01/2009	O	301.00	0.00	301.00	278.91	0.00	0.00	117
118	01/02/2009	P	0.00	76.38	-76.38	202.53	0.00	0.00	118
119	01/08/2009	P	0.00	76.38	-76.38	126.15	0.00	0.00	119
120	01/15/2009	P	0.00	76.38	-76.38	49.77	0.00	0.00	120
121	01/20/2009	P	0.00	76.38	-76.38	-26.61	0.00	0.00	121
122	01/29/2009	P	0.00	76.38	-76.38	-102.99	0.00	0.00	122
123	02/01/2009	O	301.00	0.00	301.00	198.01	0.00	0.00	123

	Event Date	Event Type	Current Amount Due	NCP Paid	Unadjudicated Arrears		Adjudicated Arrears		
					Adjustment Amount	Running Balance	Adjustment Amount	Running Balance	
124	02/05/2009	P	0.00	76.38	-76.38	121.63	0.00	0.00	124
125	02/09/2009	P	0.00	76.38	-76.38	45.25	0.00	0.00	125
126	02/19/2009	P	0.00	76.38	-76.38	-31.13	0.00	0.00	126
127	02/26/2009	P	0.00	76.38	-76.38	-107.51	0.00	0.00	127
128	03/01/2009	O	301.00	0.00	301.00	193.49	0.00	0.00	128
129	03/05/2009	P	0.00	76.38	-76.38	117.11	0.00	0.00	129
130	03/12/2009	P	0.00	76.38	-76.38	40.73	0.00	0.00	130
131	03/19/2009	P	0.00	76.38	-76.38	-35.65	0.00	0.00	131
132	04/01/2009	O	301.00	0.00	301.00	265.35	0.00	0.00	132
133	04/01/2009	P	0.00	76.38	-76.38	188.97	0.00	0.00	133
134	04/02/2009	P	0.00	76.38	-76.38	112.59	0.00	0.00	134
135	04/09/2009	P	0.00	76.38	-76.38	36.21	0.00	0.00	135
136	04/30/2009	M	0.00	0.00	0.00	36.21	0.00	0.00	136
137	05/01/2009	O	301.00	0.00	301.00	337.21	0.00	0.00	137
138	05/31/2009	M	0.00	0.00	0.00	337.21	0.00	0.00	138
139	06/01/2009	O	301.00	0.00	301.00	638.21	0.00	0.00	139
140	06/30/2009	M	0.00	0.00	0.00	638.21	0.00	0.00	140
141	07/01/2009	O	301.00	0.00	301.00	939.21	0.00	0.00	141
142	07/31/2009	M	0.00	0.00	0.00	939.21	0.00	0.00	142
143	08/01/2009	O	301.00	0.00	301.00	1240.21	0.00	0.00	143
144	08/31/2009	M	0.00	0.00	0.00	1240.21	0.00	0.00	144
145	09/01/2009	O	301.00	0.00	301.00	1541.21	0.00	0.00	145
146	09/30/2009	M	0.00	0.00	0.00	1541.21	0.00	0.00	146
147	10/01/2009	O	301.00	0.00	301.00	1842.21	0.00	0.00	147
148	10/31/2009	M	0.00	0.00	0.00	1842.21	0.00	0.00	148
149	11/01/2009	O	301.00	0.00	301.00	2143.21	0.00	0.00	149
150	11/30/2009	M	0.00	0.00	0.00	2143.21	0.00	0.00	150
151	12/01/2009	O	301.00	0.00	301.00	2444.21	0.00	0.00	151
152	12/31/2009	M	0.00	0.00	0.00	2444.21	0.00	0.00	152
153	01/01/2010	O	301.00	0.00	301.00	2745.21	0.00	0.00	153
154	01/31/2010	M	0.00	0.00	0.00	2745.21	0.00	0.00	154
155	02/01/2010	O	301.00	0.00	301.00	3046.21	0.00	0.00	155
156	02/28/2010	M	0.00	0.00	0.00	3046.21	0.00	0.00	156
157	03/01/2010	O	301.00	0.00	301.00	3347.21	0.00	0.00	157

	Event Date	Event Type	Current Amount Due	NCP Paid	Unadjudicated Arrears		Adjudicated Arrears		
					Adjustment Amount	Running Balance	Adjustment Amount	Running Balance	
158	03/31/2010	M	0.00	0.00	0.00	3347.21	0.00	0.00	158
159	04/01/2010	O	301.00	0.00	301.00	3648.21	0.00	0.00	159
160	04/15/2010	P	0.00	165.50	-165.50	3482.71	0.00	0.00	160
161	04/30/2010	P	0.00	165.50	-165.50	3317.21	0.00	0.00	161
162	04/30/2010	M	0.00	0.00	0.00	3317.21	0.00	0.00	162
163	05/01/2010	O	301.00	0.00	301.00	3618.21	0.00	0.00	163
164	05/18/2010	P	0.00	165.50	-165.50	3452.71	0.00	0.00	164
165	05/31/2010	M	0.00	0.00	0.00	3452.71	0.00	0.00	165
166	06/01/2010	O	301.00	0.00	301.00	3753.71	0.00	0.00	166
167	06/02/2010	P	0.00	165.50	-165.50	3588.21	0.00	0.00	167
168	06/16/2010	P	0.00	165.50	-165.50	3422.71	0.00	0.00	168
169	06/30/2010	P	0.00	165.50	-165.50	3257.21	0.00	0.00	169
170	06/30/2010	M	0.00	0.00	0.00	3257.21	0.00	0.00	170
171	07/01/2010	O	301.00	0.00	301.00	3558.21	0.00	0.00	171
172	07/16/2010	P	0.00	165.50	-165.50	3392.71	0.00	0.00	172
173	07/31/2010	M	0.00	0.00	0.00	3392.71	0.00	0.00	173
174	08/01/2010	O	301.00	0.00	301.00	3693.71	0.00	0.00	174
175	08/02/2010	P	0.00	165.50	-165.50	3528.21	0.00	0.00	175
176	08/17/2010	P	0.00	165.50	-165.50	3362.71	0.00	0.00	176
177	08/31/2010	P	0.00	95.87	-95.87	3266.84	0.00	0.00	177
178	08/31/2010	M	0.00	0.00	0.00	3266.84	0.00	0.00	178
179	09/01/2010	O	301.00	0.00	301.00	3567.84	0.00	0.00	179
180	09/17/2010	P	0.00	80.16	-80.16	3487.68	0.00	0.00	180
181	09/30/2010	P	0.00	40.06	-40.06	3447.62	0.00	0.00	181
182	09/30/2010	M	0.00	0.00	0.00	3447.62	0.00	0.00	182
183	10/01/2010	O	301.00	0.00	301.00	3748.62	0.00	0.00	183
184	10/18/2010	P	0.00	41.30	-41.30	3707.32	0.00	0.00	184
185	10/31/2010	M	0.00	0.00	0.00	3707.32	0.00	0.00	185
186	11/01/2010	O	301.00	0.00	301.00	4008.32	0.00	0.00	186
187	11/01/2010	P	0.00	119.41	-119.41	3888.91	0.00	0.00	187
188	11/17/2010	P	0.00	85.01	-85.01	3803.90	0.00	0.00	188
189	11/30/2010	M	0.00	0.00	0.00	3803.90	0.00	0.00	189
190	12/01/2010	O	301.00	0.00	301.00	4104.90	0.00	0.00	190
191	12/02/2010	P	0.00	74.35	-74.35	4030.55	0.00	0.00	191

	Event Date	Event Type	Current Amount Due	NCP Paid	Unadjudicated Arrears		Adjudicated Arrears		
					Adjustment Amount	Running Balance	Adjustment Amount	Running Balance	
192	12/16/2010	P	0.00	41.78	-41.78	3988.77	0.00	0.00	192
193	12/31/2010	M	0.00	0.00	0.00	3988.77	0.00	0.00	193
194	01/01/2011	O	301.00	0.00	301.00	4289.77	0.00	0.00	194
195	01/31/2011	M	0.00	0.00	0.00	4289.77	0.00	0.00	195
196	02/01/2011	O	301.00	0.00	301.00	4590.77	0.00	0.00	196
197	02/28/2011	M	0.00	0.00	0.00	4590.77	0.00	0.00	197
198	03/01/2011	O	301.00	0.00	301.00	4891.77	0.00	0.00	198
199	03/21/2011	P	0.00	76.38	-76.38	4815.39	0.00	0.00	199
200	03/28/2011	P	0.00	76.38	-76.38	4739.01	0.00	0.00	200
201	03/31/2011	M	0.00	0.00	0.00	4739.01	0.00	0.00	201
202	04/01/2011	O	301.00	0.00	301.00	5040.01	0.00	0.00	202
203	04/04/2011	P	0.00	76.38	-76.38	4963.63	0.00	0.00	203
204	04/08/2011	P	0.00	76.38	-76.38	4887.25	0.00	0.00	204
205	04/19/2011	P	0.00	76.38	-76.38	4810.87	0.00	0.00	205
206	04/25/2011	P	0.00	76.38	-76.38	4734.49	0.00	0.00	206
207	04/30/2011	M	0.00	0.00	0.00	4734.49	0.00	0.00	207
208	05/01/2011	O	301.00	0.00	301.00	5035.49	0.00	0.00	208
209	05/02/2011	P	0.00	62.13	-62.13	4973.36	0.00	0.00	209
210	05/31/2011	M	0.00	0.00	0.00	4973.36	0.00	0.00	210
211	06/01/2011	O	301.00	0.00	301.00	5274.36	0.00	0.00	211
212	06/30/2011	M	0.00	0.00	0.00	5274.36	0.00	0.00	212
213	07/01/2011	O	301.00	0.00	301.00	5575.36	0.00	0.00	213
214	07/31/2011	M	0.00	0.00	0.00	5575.36	0.00	0.00	214
215	08/01/2011	O	301.00	0.00	301.00	5876.36	0.00	0.00	215
216	08/31/2011	M	0.00	0.00	0.00	5876.36	0.00	0.00	216
217	09/01/2011	O	301.00	0.00	301.00	6177.36	0.00	0.00	217
218	09/30/2011	M	0.00	0.00	0.00	6177.36	0.00	0.00	218
219	10/01/2011	O	301.00	0.00	301.00	6478.36	0.00	0.00	219
220	10/31/2011	M	0.00	0.00	0.00	6478.36	0.00	0.00	220
221	11/01/2011	O	301.00	0.00	301.00	6779.36	0.00	0.00	221
222	11/30/2011	M	0.00	0.00	0.00	6779.36	0.00	0.00	222
223	12/01/2011	O	301.00	0.00	301.00	7080.36	0.00	0.00	223
224	12/01/2011	P	0.00	76.38	-76.38	7003.98	0.00	0.00	224
225	12/05/2011	P	0.00	76.38	-76.38	6927.60	0.00	0.00	225

Event Date	Event Type	Current Amount Due	NCP Paid	Unadjudicated Arrears		Adjudicated Arrears		
				Adjustment Amount	Running Balance	Adjustment Amount	Running Balance	
226	12/05/2011	P	0.00	76.38	-76.38	6851.22	0.00	226
227	12/05/2011	P	0.00	76.38	-76.38	6774.84	0.00	227
228	12/12/2011	P	0.00	76.38	-76.38	6698.46	0.00	228
229	12/27/2011	P	0.00	76.38	-76.38	6622.08	0.00	229
230	12/29/2011	P	0.00	56.98	-56.98	6565.10	0.00	230
231	12/29/2011	P	0.00	76.38	-76.38	6488.72	0.00	231
232	12/29/2011	P	0.00	19.40	-19.40	6469.32	0.00	232
233	12/31/2011	M	0.00	0.00	0.00	6469.32	0.00	233
234	01/01/2012	O	301.00	0.00	301.00	6770.32	0.00	234
235	01/09/2012	P	0.00	76.38	-76.38	6693.94	0.00	235
236	01/17/2012	P	0.00	76.38	-76.38	6617.56	0.00	236
237	01/20/2012	P	0.00	75.82	-75.82	6541.74	0.00	237
238	01/30/2012	P	0.00	76.38	-76.38	6465.36	0.00	238
239	01/31/2012	M	0.00	0.00	0.00	6465.36	0.00	239
240	02/01/2012	O	301.00	0.00	301.00	6766.36	0.00	240
241	02/07/2012	P	0.00	76.38	-76.38	6689.98	0.00	241
242	02/07/2012	P	0.00	75.82	-75.82	6614.16	0.00	242
243	02/16/2012	P	0.00	76.38	-76.38	6537.78	0.00	243
244	02/21/2012	P	0.00	76.38	-76.38	6461.40	0.00	244
245	02/27/2012	P	0.00	76.38	-76.38	6385.02	0.00	245
246	02/29/2012	M	0.00	0.00	0.00	6385.02	0.00	246
247	03/01/2012	O	301.00	0.00	301.00	6686.02	0.00	247
248	03/05/2012	P	0.00	76.38	-76.38	6609.64	0.00	248
249	03/12/2012	P	0.00	76.38	-76.38	6533.26	0.00	249
250	03/22/2012	P	0.00	76.38	-76.38	6456.88	0.00	250
251	03/26/2012	P	0.00	76.38	-76.38	6380.50	0.00	251
252	03/31/2012	M	0.00	0.00	0.00	6380.50	0.00	252
253	04/01/2012	O	301.00	0.00	301.00	6681.50	0.00	253
254	04/02/2012	P	0.00	76.38	-76.38	6605.12	0.00	254
255	04/09/2012	P	0.00	76.38	-76.38	6528.74	0.00	255
256	04/16/2012	P	0.00	76.38	-76.38	6452.36	0.00	256
257	04/23/2012	P	0.00	76.38	-76.38	6375.98	0.00	257
258	04/30/2012	M	0.00	0.00	0.00	6375.98	0.00	258
259	05/01/2012	O	301.00	0.00	301.00	6676.98	0.00	259

Event Date	Event Type	Current Amount Due	NCP Paid	Unadjudicated Arrears		Adjudicated Arrears			
				Adjustment Amount	Running Balance	Adjustment Amount	Running Balance		
260	05/03/2012	P	0.00	76.38	-76.38	6600.60	0.00	0.00	260
261	05/08/2012	P	0.00	76.38	-76.38	6524.22	0.00	0.00	261
262	05/14/2012	P	0.00	76.38	-76.38	6447.84	0.00	0.00	262
263	05/21/2012	P	0.00	76.38	-76.38	6371.46	0.00	0.00	263
264	05/29/2012	P	0.00	76.38	-76.38	6295.08	0.00	0.00	264
265	05/31/2012	M	0.00	0.00	0.00	6295.08	0.00	0.00	265
266	06/01/2012	O	301.00	0.00	301.00	6596.08	0.00	0.00	266
267	06/04/2012	P	0.00	76.38	-76.38	6519.70	0.00	0.00	267
268	06/11/2012	P	0.00	76.38	-76.38	6443.32	0.00	0.00	268
269	06/18/2012	P	0.00	76.38	-76.38	6366.94	0.00	0.00	269
270	06/25/2012	P	0.00	76.38	-76.38	6290.56	0.00	0.00	270
271	06/30/2012	M	0.00	0.00	0.00	6290.56	0.00	0.00	271
272	07/01/2012	O	301.00	0.00	301.00	6591.56	0.00	0.00	272
273	07/20/2012	P	0.00	76.38	-76.38	6515.18	0.00	0.00	273
274	07/23/2012	P	0.00	76.38	-76.38	6438.80	0.00	0.00	274
275	07/23/2012	P	0.00	53.40	-53.40	6385.40	0.00	0.00	275
276	07/30/2012	P	0.00	21.00	-21.00	6364.40	0.00	0.00	276
277	07/31/2012	M	0.00	0.00	0.00	6364.40	0.00	0.00	277
278	08/01/2012	O	301.00	0.00	301.00	6665.40	0.00	0.00	278
279	08/20/2012	P	0.00	76.38	-76.38	6589.02	0.00	0.00	279
280	08/31/2012	M	0.00	0.00	0.00	6589.02	0.00	0.00	280
281	09/01/2012	O	301.00	0.00	301.00	6890.02	0.00	0.00	281
282	09/30/2012	M	0.00	0.00	0.00	6890.02	0.00	0.00	282
283	10/01/2012	O	301.00	0.00	301.00	7191.02	0.00	0.00	283
284	10/31/2012	M	0.00	0.00	0.00	7191.02	0.00	0.00	284
285	11/01/2012	O	301.00	0.00	301.00	7492.02	0.00	0.00	285
286	11/30/2012	M	0.00	0.00	0.00	7492.02	0.00	0.00	286
287	12/01/2012	O	301.00	0.00	301.00	7793.02	0.00	0.00	287
288	12/05/2012	P	0.00	148.24	-148.24	7644.78	0.00	0.00	288
289	12/05/2012	P	0.00	21.23	-21.23	7623.55	0.00	0.00	289
290	12/17/2012	P	0.00	10.28	-10.28	7613.27	0.00	0.00	290
291	12/17/2012	P	0.00	131.53	-131.53	7481.74	0.00	0.00	291
292	12/31/2012	P	0.00	12.49	-12.49	7469.25	0.00	0.00	292
293	12/31/2012	P	0.00	58.46	-58.46	7410.79	0.00	0.00	293

	Event Date	Event Type	Current Amount Due	NCP Paid	Unadjudicated Arrears		Adjudicated Arrears		
					Adjustment Amount	Running Balance	Adjustment Amount	Running Balance	
294	12/31/2012	M	0.00	0.00	0.00	7410.79	0.00	0.00	294
295	01/01/2013	O	301.00	0.00	301.00	7711.79	0.00	0.00	295
296	01/18/2013	P	0.00	21.23	-21.23	7690.56	0.00	0.00	296
297	01/18/2013	P	0.00	73.09	-73.09	7617.47	0.00	0.00	297
298	01/28/2013	P	0.00	126.45	-126.45	7491.02	0.00	0.00	298
299	01/28/2013	P	0.00	21.23	-21.23	7469.79	0.00	0.00	299
300	01/31/2013	M	0.00	0.00	0.00	7469.79	0.00	0.00	300
301	02/01/2013	O	301.00	0.00	301.00	7770.79	0.00	0.00	301
302	02/21/2013	P	0.00	55.23	-55.23	7715.56	0.00	0.00	302
303	02/21/2013	P	0.00	21.23	-21.23	7694.33	0.00	0.00	303
304	02/28/2013	M	0.00	0.00	0.00	7694.33	0.00	0.00	304
305	03/01/2013	O	301.00	0.00	301.00	7995.33	0.00	0.00	305
306	03/11/2013	P	0.00	22.29	-22.29	7973.04	0.00	0.00	306
307	03/11/2013	P	0.00	21.23	-21.23	7951.81	0.00	0.00	307
308	03/29/2013	P	0.00	15.10	-15.10	7936.71	0.00	0.00	308
309	03/31/2013	M	0.00	0.00	0.00	7936.71	0.00	0.00	309
310	04/01/2013	O	301.00	0.00	301.00	8237.71	0.00	0.00	310
311	04/11/2013	P	0.00	32.93	-32.93	8204.78	0.00	0.00	311
312	04/30/2013	M	0.00	0.00	0.00	8204.78	0.00	0.00	312
313	05/01/2013	O	301.00	0.00	301.00	8505.78	0.00	0.00	313
314	05/23/2013	P	0.00	11.49	-11.49	8494.29	0.00	0.00	314
315	05/31/2013	M	0.00	0.00	0.00	8494.29	0.00	0.00	315
316	06/01/2013	O	301.00	0.00	301.00	8795.29	0.00	0.00	316
317	06/17/2013	P	0.00	21.23	-21.23	8774.06	0.00	0.00	317
318	06/17/2013	P	0.00	87.77	-87.77	8686.29	0.00	0.00	318
319	06/30/2013	M	0.00	0.00	0.00	8686.29	0.00	0.00	319
320	07/01/2013	O	301.00	0.00	301.00	8987.29	0.00	0.00	320
321	07/31/2013	M	0.00	0.00	0.00	8987.29	0.00	0.00	321
322	08/01/2013	O	301.00	0.00	301.00	9288.29	0.00	0.00	322
323	08/31/2013	M	0.00	0.00	0.00	9288.29	0.00	0.00	323
324	09/01/2013	O	301.00	0.00	301.00	9589.29	0.00	0.00	324
325	09/30/2013	M	0.00	0.00	0.00	9589.29	0.00	0.00	325
326	10/01/2013	O	301.00	0.00	301.00	9890.29	0.00	0.00	326
327	10/31/2013	M	0.00	0.00	0.00	9890.29	0.00	0.00	327

Event Date	Event Type	Current Amount Due	NCP Paid	Unadjudicated Arrears		Adjudicated Arrears			
				Adjustment Amount	Running Balance	Adjustment Amount	Running Balance		
328	11/01/2013	O	301.00	0.00	301.00	10191.29	0.00	0.00	328
329	11/30/2013	M	0.00	0.00	0.00	10191.29	0.00	0.00	329
330	12/01/2013	O	301.00	0.00	301.00	10492.29	0.00	0.00	330
331	12/31/2013	M	0.00	0.00	0.00	10492.29	0.00	0.00	331
332	01/01/2014	O	301.00	0.00	301.00	10793.29	0.00	0.00	332
333	01/31/2014	M	0.00	0.00	0.00	10793.29	0.00	0.00	333
334	02/01/2014	O	301.00	0.00	301.00	11094.29	0.00	0.00	334
335	02/28/2014	M	0.00	0.00	0.00	11094.29	0.00	0.00	335
336	03/01/2014	O	301.00	0.00	301.00	11395.29	0.00	0.00	336
337	03/10/2014	P	0.00	12.73	-12.73	11382.56	0.00	0.00	337
338	03/26/2014	P	0.00	12.73	-12.73	11369.83	0.00	0.00	338
339	03/31/2014	M	0.00	0.00	0.00	11369.83	0.00	0.00	339
340	04/01/2014	O	301.00	0.00	301.00	11670.83	0.00	0.00	340
341	04/15/2014	P	0.00	12.73	-12.73	11658.10	0.00	0.00	341
342	04/23/2014	P	0.00	12.73	-12.73	11645.37	0.00	0.00	342
343	04/30/2014	M	0.00	0.00	0.00	11645.37	0.00	0.00	343
344	05/01/2014	O	301.00	0.00	301.00	11946.37	0.00	0.00	344
345	05/08/2014	P	0.00	12.73	-12.73	11933.64	0.00	0.00	345
346	05/29/2014	P	0.00	12.73	-12.73	11920.91	0.00	0.00	346
347	05/31/2014	M	0.00	0.00	0.00	11920.91	0.00	0.00	347
348	06/01/2014	O	301.00	0.00	301.00	12221.91	0.00	0.00	348
349	06/10/2014	P	0.00	12.73	-12.73	12209.18	0.00	0.00	349
350	06/25/2014	P	0.00	12.73	-12.73	12196.45	0.00	0.00	350
351	06/30/2014	M	0.00	0.00	0.00	12196.45	0.00	0.00	351
352	07/01/2014	O	301.00	0.00	301.00	12497.45	0.00	0.00	352
353	07/11/2014	P	0.00	12.73	-12.73	12484.72	0.00	0.00	353
354	07/25/2014	P	0.00	12.73	-12.73	12471.99	0.00	0.00	354
355	07/31/2014	M	0.00	0.00	0.00	12471.99	0.00	0.00	355
356	08/01/2014	O	301.00	0.00	301.00	12772.99	0.00	0.00	356
357	08/11/2014	P	0.00	12.73	-12.73	12760.26	0.00	0.00	357
358	08/31/2014	M	0.00	0.00	0.00	12760.26	0.00	0.00	358
359	09/01/2014	O	301.00	0.00	301.00	13061.26	0.00	0.00	359
360	09/09/2014	P	0.00	12.73	-12.73	13048.53	0.00	0.00	360
361	09/16/2014	P	0.00	12.73	-12.73	13035.80	0.00	0.00	361

Event Date	Event Type	Current Amount Due	NCP Paid	Unadjudicated Arrears		Adjudicated Arrears			
				Adjustment Amount	Running Balance	Adjustment Amount	Running Balance		
362	09/22/2014	P	0.00	12.73	-12.73	13023.07	0.00	0.00	362
363	09/30/2014	M	0.00	0.00	0.00	13023.07	0.00	0.00	363
364	10/01/2014	O	301.00	0.00	301.00	13324.07	0.00	0.00	364
365	10/29/2014	P	0.00	12.73	-12.73	13311.34	0.00	0.00	365
366	10/29/2014	P	0.00	165.50	-165.50	13145.84	0.00	0.00	366
367	10/31/2014	M	0.00	0.00	0.00	13145.84	0.00	0.00	367
368	11/01/2014	O	301.00	0.00	301.00	13446.84	0.00	0.00	368
369	11/10/2014	P	0.00	165.50	-165.50	13281.34	0.00	0.00	369
370	11/10/2014	P	0.00	12.73	-12.73	13268.61	0.00	0.00	370
371	11/25/2014	P	0.00	140.50	-140.50	13128.11	0.00	0.00	371
372	11/25/2014	P	0.00	12.71	-12.71	13115.40	0.00	0.00	372
373	11/30/2014	M	0.00	0.00	0.00	13115.40	0.00	0.00	373
374	12/01/2014	O	301.00	0.00	301.00	13416.40	0.00	0.00	374
375	12/09/2014	P	0.00	12.73	-12.73	13403.67	0.00	0.00	375
376	12/09/2014	P	0.00	165.50	-165.50	13238.17	0.00	0.00	376
377	12/23/2014	P	0.00	12.73	-12.73	13225.44	0.00	0.00	377
378	12/23/2014	P	0.00	140.48	-140.48	13084.96	0.00	0.00	378
379	12/31/2014	M	0.00	0.00	0.00	13084.96	0.00	0.00	379
380	01/01/2015	O	301.00	0.00	301.00	13385.96	0.00	0.00	380
381	01/08/2015	P	0.00	12.73	-12.73	13373.23	0.00	0.00	381
382	01/08/2015	P	0.00	165.50	-165.50	13207.73	0.00	0.00	382
383	01/26/2015	P	0.00	140.50	-140.50	13067.23	0.00	0.00	383
384	01/26/2015	P	0.00	12.71	-12.71	13054.52	0.00	0.00	384
385	01/31/2015	M	0.00	0.00	0.00	13054.52	0.00	0.00	385
386	02/01/2015	O	301.00	0.00	301.00	13355.52	0.00	0.00	386
387	02/10/2015	P	0.00	12.73	-12.73	13342.79	0.00	0.00	387
388	02/10/2015	P	0.00	165.50	-165.50	13177.29	0.00	0.00	388
389	02/24/2015	P	0.00	140.50	-140.50	13036.79	0.00	0.00	389
390	02/24/2015	P	0.00	12.71	-12.71	13024.08	0.00	0.00	390
391	02/28/2015	M	0.00	0.00	0.00	13024.08	0.00	0.00	391
392	03/01/2015	O	301.00	0.00	301.00	13325.08	0.00	0.00	392
393	03/10/2015	P	0.00	165.50	-165.50	13159.58	0.00	0.00	393
394	03/10/2015	P	0.00	12.73	-12.73	13146.85	0.00	0.00	394
395	03/24/2015	P	0.00	140.48	-140.48	13006.37	0.00	0.00	395

Event Date	Event Type	Current Amount Due	NCP Paid	Unadjudicated Arrears		Adjudicated Arrears			
				Adjustment Amount	Running Balance	Adjustment Amount	Running Balance		
396	03/24/2015	P	0.00	12.73	-12.73	12993.64	0.00	0.00	396
397	03/31/2015	M	0.00	0.00	0.00	12993.64	0.00	0.00	397
398	04/01/2015	O	301.00	0.00	301.00	13294.64	0.00	0.00	398
399	04/08/2015	P	0.00	165.50	-165.50	13129.14	0.00	0.00	399
400	04/08/2015	P	0.00	12.73	-12.73	13116.41	0.00	0.00	400
401	04/23/2015	P	0.00	12.73	-12.73	13103.68	0.00	0.00	401
402	04/23/2015	P	0.00	165.50	-165.50	12938.18	0.00	0.00	402
403	04/30/2015	M	0.00	0.00	0.00	12938.18	0.00	0.00	403
404	05/01/2015	O	301.00	0.00	301.00	13239.18	0.00	0.00	404
405	05/08/2015	P	0.00	165.50	-165.50	13073.68	0.00	0.00	405
406	05/26/2015	P	0.00	165.50	-165.50	12908.18	0.00	0.00	406
407	05/31/2015	M	0.00	0.00	0.00	12908.18	0.00	0.00	407
408	06/01/2015	O	301.00	0.00	301.00	13209.18	0.00	0.00	408
409	06/09/2015	P	0.00	165.50	-165.50	13043.68	0.00	0.00	409
410	06/23/2015	P	0.00	165.50	-165.50	12878.18	0.00	0.00	410
411	06/30/2015	M	0.00	0.00	0.00	12878.18	0.00	0.00	411
412	07/01/2015	O	301.00	0.00	301.00	13179.18	0.00	0.00	412
413	07/08/2015	P	0.00	165.50	-165.50	13013.68	0.00	0.00	413
414	07/23/2015	P	0.00	165.50	-165.50	12848.18	0.00	0.00	414
415	07/31/2015	M	0.00	0.00	0.00	12848.18	0.00	0.00	415
416	08/01/2015	O	301.00	0.00	301.00	13149.18	0.00	0.00	416
417	08/10/2015	P	0.00	165.50	-165.50	12983.68	0.00	0.00	417
418	08/25/2015	P	0.00	165.50	-165.50	12818.18	0.00	0.00	418
419	08/31/2015	M	0.00	0.00	0.00	12818.18	0.00	0.00	419
420	09/01/2015	O	301.00	0.00	301.00	13119.18	0.00	0.00	420
421	09/09/2015	P	0.00	165.50	-165.50	12953.68	0.00	0.00	421
422	09/23/2015	P	0.00	165.50	-165.50	12788.18	0.00	0.00	422
423	09/30/2015	M	0.00	0.00	0.00	12788.18	0.00	0.00	423
424	10/01/2015	O	301.00	0.00	301.00	13089.18	0.00	0.00	424
425	10/08/2015	P	0.00	165.50	-165.50	12923.68	0.00	0.00	425
426	10/23/2015	P	0.00	165.50	-165.50	12758.18	0.00	0.00	426
427	10/31/2015	M	0.00	0.00	0.00	12758.18	0.00	0.00	427
428	11/01/2015	O	301.00	0.00	301.00	13059.18	0.00	0.00	428
429	11/10/2015	P	0.00	165.50	-165.50	12893.68	0.00	0.00	429

Event Date	Event Type	Current Amount Due	NCP Paid	Unjudicated Arrears		Judicated Arrears			
				Adjustment Amount	Running Balance	Adjustment Amount	Running Balance		
430	11/24/2015	P	0.00	165.50	-165.50	12728.18	0.00	0.00	430
431	11/30/2015	M	0.00	0.00	0.00	12728.18	0.00	0.00	431
432	12/01/2015	O	301.00	0.00	301.00	13029.18	0.00	0.00	432
433	12/09/2015	P	0.00	152.77	-152.77	12876.41	0.00	0.00	433
434	12/23/2015	P	0.00	152.77	-152.77	12723.64	0.00	0.00	434
435	12/31/2015	M	0.00	0.00	0.00	12723.64	0.00	0.00	435
436	01/01/2016	O	301.00	0.00	301.00	13024.64	0.00	0.00	436
437	01/06/2016	P	0.00	152.77	-152.77	12871.87	0.00	0.00	437
438	01/20/2016	P	0.00	152.77	-152.77	12719.10	0.00	0.00	438
439	01/31/2016	M	0.00	0.00	0.00	12719.10	0.00	0.00	439
440	02/01/2016	O	301.00	0.00	301.00	13020.10	0.00	0.00	440
441	02/03/2016	P	0.00	152.77	-152.77	12867.33	0.00	0.00	441
442	02/17/2016	P	0.00	152.77	-152.77	12714.56	0.00	0.00	442
443	02/29/2016	M	0.00	0.00	0.00	12714.56	0.00	0.00	443
444	03/01/2016	O	301.00	0.00	301.00	13015.56	0.00	0.00	444
445	03/02/2016	P	0.00	152.77	-152.77	12862.79	0.00	0.00	445
446	03/16/2016	P	0.00	152.77	-152.77	12710.02	0.00	0.00	446
447	03/30/2016	P	0.00	152.77	-152.77	12557.25	0.00	0.00	447
448	03/31/2016	M	0.00	0.00	0.00	12557.25	0.00	0.00	448
449	04/01/2016	O	301.00	0.00	301.00	12858.25	0.00	0.00	449
450	04/30/2016	M	0.00	0.00	0.00	12858.25	0.00	0.00	450
451	05/01/2016	O	301.00	0.00	301.00	13159.25	0.00	0.00	451
452	05/31/2016	M	0.00	0.00	0.00	13159.25	0.00	0.00	452
453	06/01/2016	O	301.00	0.00	301.00	13460.25	0.00	0.00	453
454	06/30/2016	M	0.00	0.00	0.00	13460.25	0.00	0.00	454
455	07/01/2016	O	301.00	0.00	301.00	13761.25	0.00	0.00	455
456	07/31/2016	M	0.00	0.00	0.00	13761.25	0.00	0.00	456
457	08/01/2016	O	301.00	0.00	301.00	14062.25	0.00	0.00	457
458	08/31/2016	M	0.00	0.00	0.00	14062.25	0.00	0.00	458
459	09/01/2016	O	301.00	0.00	301.00	14363.25	0.00	0.00	459
460	09/06/2016	P	0.00	154.77	-154.77	14208.48	0.00	0.00	460
461	09/19/2016	P	0.00	154.77	-154.77	14053.71	0.00	0.00	461
462	09/30/2016	M	0.00	0.00	0.00	14053.71	0.00	0.00	462
463	10/01/2016	O	301.00	0.00	301.00	14354.71	0.00	0.00	463

Event Date	Event Type	Current Amount Due	NCP Paid	Unadjudicated Arrears		Adjudicated Arrears			
				Adjustment Amount	Running Balance	Adjustment Amount	Running Balance		
464	10/03/2016	P	0.00	154.77	-154.77	14199.94	0.00	0.00	464
465	10/17/2016	P	0.00	154.77	-154.77	14045.17	0.00	0.00	465
466	10/31/2016	P	0.00	154.77	-154.77	13890.40	0.00	0.00	466
467	10/31/2016	M	0.00	0.00	0.00	13890.40	0.00	0.00	467
468	11/01/2016	O	301.00	0.00	301.00	14191.40	0.00	0.00	468
469	11/15/2016	P	0.00	154.77	-154.77	14036.63	0.00	0.00	469
470	11/29/2016	P	0.00	154.77	-154.77	13881.86	0.00	0.00	470
471	11/30/2016	M	0.00	0.00	0.00	13881.86	0.00	0.00	471
472	12/01/2016	O	301.00	0.00	301.00	14182.86	0.00	0.00	472
473	12/12/2016	P	0.00	154.77	-154.77	14028.09	0.00	0.00	473
474	12/27/2016	P	0.00	154.77	-154.77	13873.32	0.00	0.00	474
475	12/31/2016	M	0.00	0.00	0.00	13873.32	0.00	0.00	475
476	01/01/2017	O	301.00	0.00	301.00	14174.32	0.00	0.00	476
477	01/09/2017	P	0.00	154.77	-154.77	14019.55	0.00	0.00	477
478	01/23/2017	P	0.00	154.77	-154.77	13864.78	0.00	0.00	478
479	01/31/2017	M	0.00	0.00	0.00	13864.78	0.00	0.00	479
480	02/01/2017	O	301.00	0.00	301.00	14165.78	0.00	0.00	480
481	02/06/2017	P	0.00	154.77	-154.77	14011.01	0.00	0.00	481
482	02/21/2017	P	0.00	154.77	-154.77	13856.24	0.00	0.00	482
483	02/28/2017	M	0.00	0.00	0.00	13856.24	0.00	0.00	483
484	03/01/2017	O	301.00	0.00	301.00	14157.24	0.00	0.00	484
485	03/06/2017	P	0.00	154.77	-154.77	14002.47	0.00	0.00	485
486	03/20/2017	P	0.00	154.77	-154.77	13847.70	0.00	0.00	486
487	03/31/2017	M	0.00	0.00	0.00	13847.70	0.00	0.00	487
488	04/01/2017	O	301.00	0.00	301.00	14148.70	0.00	0.00	488
489	04/03/2017	P	0.00	154.77	-154.77	13993.93	0.00	0.00	489
490	04/17/2017	P	0.00	154.77	-154.77	13839.16	0.00	0.00	490
491	04/30/2017	M	0.00	0.00	0.00	13839.16	0.00	0.00	491
492	05/01/2017	O	301.00	0.00	301.00	14140.16	0.00	0.00	492
493	05/01/2017	P	0.00	154.77	-154.77	13985.39	0.00	0.00	493
494	05/15/2017	P	0.00	154.77	-154.77	13830.62	0.00	0.00	494
495	05/30/2017	P	0.00	154.77	-154.77	13675.85	0.00	0.00	495
496	05/31/2017	M	0.00	0.00	0.00	13675.85	0.00	0.00	496
497	06/01/2017	O	301.00	0.00	301.00	13976.85	0.00	0.00	497

Event Date	Event Type	Current Amount Due	NCP Paid	Unjudicated Arrears		Judicated Arrears			
				Adjustment Amount	Running Balance	Adjustment Amount	Running Balance		
498	06/12/2017	P	0.00	154.77	-154.77	13822.08	0.00	0.00	498
499	06/30/2017	M	0.00	0.00	0.00	13822.08	0.00	0.00	499
500	07/01/2017	O	301.00	0.00	301.00	14123.08	0.00	0.00	500
501	07/27/2017	P	0.00	152.77	-152.77	13970.31	0.00	0.00	501
502	07/31/2017	M	0.00	0.00	0.00	13970.31	0.00	0.00	502
503	08/01/2017	O	301.00	0.00	301.00	14271.31	0.00	0.00	503
504	08/03/2017	P	0.00	152.77	-152.77	14118.54	0.00	0.00	504
505	08/31/2017	M	0.00	0.00	0.00	14118.54	0.00	0.00	505
506	09/01/2017	O	301.00	0.00	301.00	14419.54	0.00	0.00	506
507	09/05/2017	P	0.00	152.77	-152.77	14266.77	0.00	0.00	507
508	09/05/2017	P	0.00	152.77	-152.77	14114.00	0.00	0.00	508
509	09/22/2017	P	0.00	152.77	-152.77	13961.23	0.00	0.00	509
510	09/25/2017	P	0.00	152.77	-152.77	13808.46	0.00	0.00	510
511	09/30/2017	M	0.00	0.00	0.00	13808.46	0.00	0.00	511
512	10/01/2017	O	301.00	0.00	301.00	14109.46	0.00	0.00	512
513	10/12/2017	P	0.00	152.77	-152.77	13956.69	0.00	0.00	513
514	10/30/2017	P	0.00	152.77	-152.77	13803.92	0.00	0.00	514
515	10/31/2017	M	0.00	0.00	0.00	13803.92	0.00	0.00	515
516	11/01/2017	O	301.00	0.00	301.00	14104.92	0.00	0.00	516
517	11/09/2017	P	0.00	152.77	-152.77	13952.15	0.00	0.00	517
518	11/22/2017	P	0.00	152.77	-152.77	13799.38	0.00	0.00	518
519	11/30/2017	M	0.00	0.00	0.00	13799.38	0.00	0.00	519
520	12/01/2017	O	301.00	0.00	301.00	14100.38	0.00	0.00	520
521	12/08/2017	P	0.00	152.77	-152.77	13947.61	0.00	0.00	521
522	12/21/2017	P	0.00	125.00	-125.00	13822.61	0.00	0.00	522
523	12/31/2017	M	0.00	0.00	0.00	13822.61	0.00	0.00	523
524	01/01/2018	O	301.00	0.00	301.00	14123.61	0.00	0.00	524
525	01/08/2018	P	0.00	152.77	-152.77	13970.84	0.00	0.00	525
526	01/24/2018	P	0.00	125.00	-125.00	13845.84	0.00	0.00	526
527	01/31/2018	M	0.00	0.00	0.00	13845.84	0.00	0.00	527
528	02/01/2018	O	301.00	0.00	301.00	14146.84	0.00	0.00	528
529	02/28/2018	M	0.00	0.00	0.00	14146.84	0.00	0.00	529
530	03/01/2018	O	301.00	0.00	301.00	14447.84	0.00	0.00	530
531	03/17/2018	P	0.00	152.77	-152.77	14295.07	0.00	0.00	531

Event Date	Event Type	Current Amount Due	NCP Paid	Unadjudicated Arrears		Adjudicated Arrears	
				Adjustment Amount	Running Balance	Adjustment Amount	Running Balance
532	03/31/2018	M	0.00	0.00	14295.07	0.00	532
533	04/01/2018	O	0.00	301.00	14596.07	0.00	533
534	04/02/2018	P	0.00	-152.77	14443.30	0.00	534
535	04/19/2018	P	0.00	-152.77	14290.53	0.00	535
536	04/30/2018	M	0.00	0.00	14290.53	0.00	536
537	05/01/2018	O	0.00	301.00	14591.53	0.00	537
538	05/01/2018	P	0.00	-152.77	14438.76	0.00	538
539	05/17/2018	P	0.00	-152.77	14285.99	0.00	539
540	05/29/2018	P	0.00	-152.77	14133.22	0.00	540
541	05/31/2018	M	0.00	0.00	14133.22	0.00	541
542	06/01/2018	O	0.00	301.00	14434.22	0.00	542
543	06/13/2018	P	0.00	-152.77	14281.45	0.00	543
544	06/22/2018	P	0.00	-50.00	14231.45	0.00	544
545	06/25/2018	P	0.00	-152.77	14078.68	0.00	545
546	06/30/2018	M	0.00	0.00	14078.68	0.00	546
547	07/01/2018	O	0.00	301.00	14379.68	0.00	547
548	07/09/2018	P	0.00	-152.77	14226.91	0.00	548
549	07/24/2018	P	0.00	-152.77	14074.14	0.00	549
550	07/31/2018	M	0.00	0.00	14074.14	0.00	550
551	08/01/2018	O	0.00	301.00	14375.14	0.00	551
552	08/06/2018	P	0.00	-152.77	14222.37	0.00	552
553	08/23/2018	P	0.00	-152.77	14069.60	0.00	553
554	08/31/2018	M	0.00	0.00	14069.60	0.00	554
555	09/01/2018	O	0.00	301.00	14370.60	0.00	555
556	09/10/2018	P	0.00	-152.77	14217.83	0.00	556
557	09/17/2018	P	0.00	-152.77	14065.06	0.00	557
558	09/30/2018	M	0.00	0.00	14065.06	0.00	558
559	10/01/2018	O	0.00	301.00	14366.06	0.00	559
560	10/01/2018	P	0.00	-152.77	14213.29	0.00	560
561	10/15/2018	P	0.00	-152.77	14060.52	0.00	561
562	10/29/2018	P	0.00	-152.77	13907.75	0.00	562
563	10/31/2018	M	0.00	0.00	13907.75	0.00	563
564	11/01/2018	O	0.00	301.00	14208.75	0.00	564
565	11/30/2018	M	0.00	0.00	14208.75	0.00	565

Event Date	Event Type	Current Amount Due	NCP Paid	Unadjudicated Arrears		Adjudicated Arrears	
				Adjustment Amount	Running Balance	Adjustment Amount	Running Balance
566	12/01/2018	O	301.00	0.00	14509.75	0.00	566
567	12/31/2018	M	0.00	0.00	14509.75	0.00	567
568	01/01/2019	O	301.00	301.00	14810.75	0.00	568
569	01/31/2019	M	0.00	0.00	14810.75	0.00	569
570	02/01/2019	O	301.00	301.00	15111.75	0.00	570
571	02/26/2019	P	0.00	-76.38	15035.37	0.00	571
572	02/28/2019	M	0.00	0.00	15035.37	0.00	572
573	03/01/2019	O	301.00	301.00	15336.37	0.00	573
574	03/05/2019	P	0.00	-76.38	15259.99	0.00	574
575	03/12/2019	P	0.00	-76.38	15183.61	0.00	575
576	03/19/2019	P	0.00	-76.38	15107.23	0.00	576
577	03/26/2019	P	0.00	-76.38	15030.85	0.00	577
578	03/31/2019	M	0.00	0.00	15030.85	0.00	578
579	04/01/2019	O	301.00	301.00	15331.85	0.00	579
580	04/02/2019	P	0.00	-76.38	15255.47	0.00	580
581	04/09/2019	P	0.00	-76.38	15179.09	0.00	581
582	04/16/2019	P	0.00	-76.38	15102.71	0.00	582
583	04/23/2019	P	0.00	-76.38	15026.33	0.00	583
584	04/30/2019	P	0.00	-76.38	14949.95	0.00	584
585	04/30/2019	M	0.00	0.00	14949.95	0.00	585
586	05/01/2019	O	301.00	301.00	15250.95	0.00	586
587	05/07/2019	P	0.00	-76.38	15174.57	0.00	587
588	05/14/2019	P	0.00	-76.38	15098.19	0.00	588
589	05/21/2019	P	0.00	-76.38	15021.81	0.00	589
590	05/29/2019	P	0.00	-76.38	14945.43	0.00	590
591	05/31/2019	M	0.00	0.00	14945.43	0.00	591
592	06/01/2019	O	301.00	301.00	15246.43	0.00	592
593	06/04/2019	P	0.00	-76.38	15170.05	0.00	593
594	06/11/2019	P	0.00	-76.38	15093.67	0.00	594
595	06/18/2019	P	0.00	-76.38	15017.29	0.00	595
596	06/25/2019	P	0.00	-76.38	14940.91	0.00	596
597	06/30/2019	M	0.00	0.00	14940.91	0.00	597
598	07/01/2019	O	301.00	301.00	15241.91	0.00	598
599	07/02/2019	P	0.00	-76.38	15165.53	0.00	599

Event Date	Event Type	Current Amount Due	NCP Paid	Unadjudicated Arrears		Adjudicated Arrears	
				Adjustment Amount	Running Balance	Adjustment Amount	Running Balance
600	07/31/2019	M	0.00	0.00	15165.53	0.00	600
601	08/01/2019	O	301.00	301.00	15466.53	0.00	601
602	08/31/2019	M	0.00	0.00	15466.53	0.00	602
603	09/01/2019	O	301.00	301.00	15767.53	0.00	603
604	09/30/2019	M	0.00	0.00	15767.53	0.00	604
605	10/01/2019	O	301.00	301.00	16068.53	0.00	605
606	10/23/2019	P	0.00	-152.77	15915.76	0.00	606
607	10/31/2019	M	0.00	0.00	15915.76	0.00	607
608	11/01/2019	O	301.00	301.00	16216.76	0.00	608
609	11/06/2019	P	0.00	-152.77	16063.99	0.00	609
610	11/30/2019	M	0.00	0.00	16063.99	0.00	610
611	12/01/2019	O	301.00	301.00	16364.99	0.00	611
612	12/02/2019	P	0.00	-152.77	16212.22	0.00	612
613	12/02/2019	P	0.00	-152.77	16059.45	0.00	613
614	12/16/2019	P	0.00	-152.77	15906.68	0.00	614
615	12/31/2019	M	0.00	0.00	15906.68	0.00	615
616	01/01/2020	O	301.00	301.00	16207.68	0.00	616
617	01/02/2020	P	0.00	-152.77	16054.91	0.00	617
618	01/13/2020	P	0.00	-152.77	15902.14	0.00	618
619	01/31/2020	M	0.00	0.00	15902.14	0.00	619
620	02/01/2020	O	301.00	301.00	16203.14	0.00	620
621	02/03/2020	P	0.00	-152.77	16050.37	0.00	621
622	02/11/2020	P	0.00	-152.77	15897.60	0.00	622
623	02/26/2020	P	0.00	-152.77	15744.83	0.00	623
624	02/29/2020	M	0.00	0.00	15744.83	0.00	624
625	03/01/2020	O	301.00	301.00	16045.83	0.00	625
626	03/19/2020	P	0.00	-152.77	15893.06	0.00	626
627	03/26/2020	P	0.00	-152.77	15740.29	0.00	627
628	03/31/2020	P	0.00	102.13	15638.16	0.00	628
629	03/31/2020	M	0.00	0.00	15638.16	0.00	629
630	04/01/2020	O	301.00	301.00	15939.16	0.00	630
631	04/30/2020	M	0.00	0.00	15939.16	0.00	631
632	05/01/2020	O	301.00	301.00	16240.16	0.00	632
633	05/31/2020	M	0.00	0.00	16240.16	0.00	633

Event Date	Event Type	Current Amount Due	NCP Paid	Unadjudicated Arrears		Adjudicated Arrears			
				Adjustment Amount	Running Balance	Adjustment Amount	Running Balance		
634	06/01/2020	301.00	0.00	301.00	16541.16	0.00	0.00	634	
635	06/30/2020	0.00	0.00	0.00	16541.16	0.00	0.00	635	
636	07/01/2020	301.00	0.00	301.00	16842.16	0.00	0.00	636	
637	07/31/2020	0.00	0.00	0.00	16842.16	0.00	0.00	637	
638	08/01/2020	301.00	0.00	301.00	17143.16	0.00	0.00	638	
639	08/31/2020	0.00	0.00	0.00	17143.16	0.00	0.00	639	
640	09/01/2020	301.00	0.00	301.00	17444.16	0.00	0.00	640	
641	09/30/2020	0.00	0.00	0.00	17444.16	0.00	0.00	641	
Totals:				\$48762.00	\$32028.87	\$0.00	\$17444.16	\$0.00	\$0.00

Total Unadjudicated: \$17444.16
 Total Adjudicated: \$0.00
 Total Arrears: \$17444.16

Custodian Financial Audit (part 2 of 2)

Run Date: 10/06/2020
Run Time: 03:12 PM

NCP Name: Currey, Greg
CST Name: Bruce, Amanda

Case ID: 257065100A
Docket#: 07-UR-0011
Prepared By: ASCHWITT
Last Updated By: ASCHWITT

Office: 03
Prepared By Date: 10/06/2020
Last Updated By Date: 10/06/2020

Provision Type: Child Support

Event Date	Event Type	Current Amount Due	NCP Paid	Unadjudicated Interest (On UA)		Unadjudicated Interest (On AA)		Adjudicated Interest		Unadjudicated Penalty		Adjudicated Penalty	
				Adjust Amount	Running Balance	Adjust Amount	Running Balance	Adjust Amount	Running Balance	Adjust Amount	Running Balance	Adjust Amount	Running Balance
04/01/2007	J	0.00	0.00	0.00	0.00	0.00	0.00	0.00	0.00	0.00	0.00	0.00	0.00
04/01/2007	O	301.00	0.00	0.00	0.00	0.00	0.00	0.00	0.00	0.00	0.00	0.00	0.00
04/30/2007	M	0.00	0.00	2.57	2.57	5.17	5.17	0.00	0.00	0.00	0.00	0.00	0.00
05/01/2007	O	301.00	0.00	0.00	0.00	0.00	0.00	0.00	0.00	0.00	0.00	0.00	0.00
05/31/2007	M	0.00	0.00	5.14	7.71	5.17	10.34	0.00	0.00	30.10	30.10	0.00	0.00
06/01/2007	O	301.00	0.00	0.00	0.00	0.00	10.34	0.00	0.00	0.00	30.10	0.00	0.00
06/28/2007	P	0.00	76.38	0.00	7.71	0.00	10.34	0.00	0.00	0.00	30.10	0.00	0.00
06/30/2007	M	0.00	0.00	7.06	14.77	5.17	15.51	0.00	0.00	22.46	52.56	0.00	0.00
07/01/2007	O	301.00	0.00	0.00	14.77	0.00	15.51	0.00	0.00	0.00	52.56	0.00	0.00
07/05/2007	P	0.00	76.38	0.00	14.77	0.00	15.51	0.00	0.00	0.00	52.56	0.00	0.00
07/12/2007	P	0.00	76.38	0.00	14.77	0.00	15.51	0.00	0.00	0.00	52.56	0.00	0.00
07/19/2007	P	0.00	76.38	0.00	14.77	0.00	15.51	0.00	0.00	0.00	52.56	0.00	0.00
07/26/2007	P	0.00	76.38	0.00	14.77	0.00	15.51	0.00	0.00	0.00	52.56	0.00	0.00
07/31/2007	M	0.00	0.00	7.06	21.83	5.13	20.64	0.00	0.00	0.00	52.56	0.00	0.00
08/01/2007	O	301.00	0.00	0.00	21.83	0.00	20.64	0.00	0.00	0.00	52.56	0.00	0.00
08/03/2007	P	0.00	76.38	0.00	21.83	0.00	20.64	0.00	0.00	0.00	52.56	0.00	0.00
08/09/2007	P	0.00	76.38	0.00	21.83	0.00	20.64	0.00	0.00	0.00	52.56	0.00	0.00
08/16/2007	P	0.00	76.38	0.00	21.83	0.00	20.64	0.00	0.00	0.00	52.56	0.00	0.00
08/23/2007	P	0.00	76.38	0.00	21.83	0.00	20.64	0.00	0.00	0.00	52.56	0.00	0.00
08/27/2007	P	0.00	76.38	0.00	21.83	0.00	20.64	0.00	0.00	0.00	52.56	0.00	0.00

Event Date	Event Type	Current Amount Due	NCP Paid	Unadjudicated Interest (On UA)		Unadjudicated Interest (On AA)		Adjudicated Interest		Unadjudicated Penalty		Adjudicated Penalty	
				Adjust Amount	Running Balance	Adjust Amount	Running Balance	Adjust Amount	Running Balance	Adjust Amount	Running Balance	Adjust Amount	Running Balance
21 08/31/2007	M	0.00	0.00	7.06	28.89	4.44	25.08	0.00	0.00	0.00	52.56	0.00	0.00
22 09/01/2007	O	301.00	0.00	0.00	28.89	0.00	25.08	0.00	0.00	0.00	52.56	0.00	0.00
23 09/10/2007	P	0.00	76.38	0.00	28.89	0.00	25.08	0.00	0.00	0.00	52.56	0.00	0.00
24 09/17/2007	P	0.00	76.38	0.00	28.89	0.00	25.08	0.00	0.00	0.00	52.56	0.00	0.00
25 09/20/2007	P	0.00	76.38	0.00	28.89	0.00	25.08	0.00	0.00	0.00	52.56	0.00	0.00
26 09/27/2007	P	0.00	76.38	0.00	28.89	0.00	25.08	0.00	0.00	0.00	52.56	0.00	0.00
27 09/30/2007	M	0.00	0.00	7.06	35.95	4.40	29.48	0.00	0.00	0.00	52.56	0.00	0.00
28 10/01/2007	O	301.00	0.00	0.00	35.95	0.00	29.48	0.00	0.00	0.00	52.56	0.00	0.00
29 10/04/2007	P	0.00	76.38	0.00	35.95	0.00	29.48	0.00	0.00	0.00	52.56	0.00	0.00
30 10/10/2007	P	0.00	76.38	0.00	35.95	0.00	29.48	0.00	0.00	0.00	52.56	0.00	0.00
31 10/18/2007	P	0.00	76.38	0.00	35.95	0.00	29.48	0.00	0.00	0.00	52.56	0.00	0.00
32 10/25/2007	P	0.00	76.38	0.00	35.95	0.00	29.48	0.00	0.00	0.00	52.56	0.00	0.00
33 10/31/2007	M	0.00	0.00	7.06	43.01	4.36	33.84	0.00	0.00	0.00	52.56	0.00	0.00
34 11/01/2007	O	301.00	0.00	0.00	43.01	0.00	33.84	0.00	0.00	0.00	52.56	0.00	0.00
35 11/01/2007	P	0.00	76.38	0.00	43.01	0.00	33.84	0.00	0.00	0.00	52.56	0.00	0.00
36 11/08/2007	P	0.00	76.38	0.00	43.01	0.00	33.84	0.00	0.00	0.00	52.56	0.00	0.00
37 11/16/2007	P	0.00	76.38	0.00	43.01	0.00	33.84	0.00	0.00	0.00	52.56	0.00	0.00
38 11/26/2007	P	0.00	76.38	0.00	43.01	0.00	33.84	0.00	0.00	0.00	52.56	0.00	0.00
39 11/29/2007	P	0.00	76.38	0.00	43.01	0.00	33.84	0.00	0.00	0.00	52.56	0.00	0.00
40 11/30/2007	M	0.00	0.00	7.06	50.07	3.67	37.51	0.00	0.00	0.00	52.56	0.00	0.00
41 12/01/2007	O	301.00	0.00	0.00	50.07	0.00	37.51	0.00	0.00	0.00	52.56	0.00	0.00
42 12/06/2007	P	0.00	76.38	0.00	50.07	0.00	37.51	0.00	0.00	0.00	52.56	0.00	0.00
43 12/17/2007	P	0.00	76.38	0.00	50.07	0.00	37.51	0.00	0.00	0.00	52.56	0.00	0.00
44 12/20/2007	P	0.00	76.38	0.00	50.07	0.00	37.51	0.00	0.00	0.00	52.56	0.00	0.00
45 12/28/2007	P	0.00	76.38	0.00	50.07	0.00	37.51	0.00	0.00	0.00	52.56	0.00	0.00
46 12/31/2007	M	0.00	0.00	7.06	57.13	3.63	41.14	0.00	0.00	0.00	52.56	0.00	0.00
47 01/01/2008	O	301.00	0.00	0.00	57.13	0.00	41.14	0.00	0.00	0.00	52.56	0.00	0.00
48 01/04/2008	P	0.00	76.38	0.00	57.13	0.00	41.14	0.00	0.00	0.00	52.56	0.00	0.00
49 01/10/2008	P	0.00	76.38	0.00	57.13	0.00	41.14	0.00	0.00	0.00	52.56	0.00	0.00
50 01/17/2008	P	0.00	76.38	0.00	57.13	0.00	41.14	0.00	0.00	0.00	52.56	0.00	0.00
51 01/25/2008	P	0.00	76.38	0.00	57.13	0.00	41.14	0.00	0.00	0.00	52.56	0.00	0.00
52 01/31/2008	P	0.00	76.38	0.00	57.13	0.00	41.14	0.00	0.00	0.00	52.56	0.00	0.00
53 01/31/2008	M	0.00	0.00	6.37	63.50	2.65	43.79	0.00	0.00	0.00	52.56	0.00	0.00

Event Date	Event Type	Current Amount Due	NCP Paid	Unadjudicated Interest (On UA)		Unadjudicated Interest (On AA)		Adjudicated Interest		Unadjudicated Penalty		Adjudicated Penalty	
				Adjust Amount	Running Balance	Adjust Amount	Running Balance	Adjust Amount	Running Balance	Adjust Amount	Running Balance	Adjust Amount	Running Balance
54/02/01/2008	O	301.00	0.00	0.00	63.50	0.00	43.79	0.00	0.00	0.00	52.56	0.00	0.00
55/02/07/2008	P	0.00	76.38	0.00	63.50	0.00	43.79	0.00	0.00	0.00	52.56	0.00	0.00
56/02/14/2008	P	0.00	76.38	0.00	63.50	0.00	43.79	0.00	0.00	0.00	52.56	0.00	0.00
57/02/21/2008	P	0.00	76.38	0.00	63.50	0.00	43.79	0.00	0.00	0.00	52.56	0.00	0.00
58/02/28/2008	P	0.00	76.38	0.00	63.50	0.00	43.79	0.00	0.00	0.00	52.56	0.00	0.00
59/02/29/2008	M	0.00	0.00	6.37	69.87	2.62	46.41	0.00	0.00	0.00	52.56	0.00	0.00
60/03/01/2008	O	301.00	0.00	0.00	69.87	0.00	46.41	0.00	0.00	0.00	52.56	0.00	0.00
61/03/06/2008	P	0.00	76.38	0.00	69.87	0.00	46.41	0.00	0.00	0.00	52.56	0.00	0.00
62/03/17/2008	P	0.00	76.38	0.00	69.87	0.00	46.41	0.00	0.00	0.00	52.56	0.00	0.00
63/03/20/2008	P	0.00	76.38	0.00	69.87	0.00	46.41	0.00	0.00	0.00	52.56	0.00	0.00
64/03/27/2008	P	0.00	76.38	0.00	69.87	0.00	46.41	0.00	0.00	0.00	52.56	0.00	0.00
65/03/31/2008	M	0.00	0.00	6.37	76.24	2.58	48.99	0.00	0.00	0.00	52.56	0.00	0.00
66/04/01/2008	O	301.00	0.00	0.00	76.24	0.00	48.99	0.00	0.00	0.00	52.56	0.00	0.00
67/04/03/2008	P	0.00	76.38	0.00	76.24	0.00	48.99	0.00	0.00	0.00	52.56	0.00	0.00
68/04/10/2008	P	0.00	76.38	0.00	76.24	0.00	48.99	0.00	0.00	0.00	52.56	0.00	0.00
69/04/17/2008	P	0.00	76.38	0.00	76.24	0.00	48.99	0.00	0.00	0.00	52.56	0.00	0.00
70/04/24/2008	P	0.00	76.38	0.00	76.24	0.00	48.99	0.00	0.00	0.00	52.56	0.00	0.00
71/04/30/2008	M	0.00	0.00	6.37	82.61	2.55	51.54	0.00	0.00	0.00	52.56	0.00	0.00
72/05/01/2008	O	301.00	0.00	0.00	82.61	0.00	51.54	0.00	0.00	0.00	52.56	0.00	0.00
73/05/01/2008	P	0.00	76.38	0.00	82.61	0.00	51.54	0.00	0.00	0.00	52.56	0.00	0.00
74/05/08/2008	P	0.00	76.38	0.00	82.61	0.00	51.54	0.00	0.00	0.00	52.56	0.00	0.00
75/05/15/2008	P	0.00	76.38	0.00	82.61	0.00	51.54	0.00	0.00	0.00	52.56	0.00	0.00
76/05/22/2008	P	0.00	76.38	0.00	82.61	0.00	51.54	0.00	0.00	0.00	52.56	0.00	0.00
77/05/29/2008	P	0.00	76.38	0.00	82.61	0.00	51.54	0.00	0.00	0.00	52.56	0.00	0.00
78/05/31/2008	M	0.00	0.00	6.37	88.98	1.93	53.47	0.00	0.00	0.00	52.56	0.00	0.00
79/06/01/2008	O	301.00	0.00	0.00	88.98	0.00	53.47	0.00	0.00	0.00	52.56	0.00	0.00
80/06/05/2008	P	0.00	76.38	0.00	88.98	0.00	53.47	0.00	0.00	0.00	52.56	0.00	0.00
81/06/12/2008	P	0.00	76.38	0.00	88.98	0.00	53.47	0.00	0.00	0.00	52.56	0.00	0.00
82/06/19/2008	P	0.00	76.38	0.00	88.98	0.00	53.47	0.00	0.00	0.00	52.56	0.00	0.00
83/06/23/2008	P	0.00	600.00	0.00	88.98	0.00	53.47	0.00	0.00	0.00	52.56	0.00	0.00
84/06/23/2008	P	0.00	452.00	0.00	88.98	0.00	53.47	0.00	0.00	0.00	52.56	0.00	0.00
85/06/26/2008	P	0.00	76.38	0.00	88.98	0.00	53.47	0.00	0.00	0.00	52.56	0.00	0.00
86/06/30/2008	M	0.00	0.00	0.15	89.13	0.00	53.47	0.00	0.00	0.00	52.56	0.00	0.00

Event Date	Event Type	Current Amount Due	NCP Paid	Unadjudicated Interest (On UA)		Unadjudicated Interest (On AA)		Adjudicated Interest		Unadjudicated Penalty		Adjudicated Penalty	
				Adjust Amount	Running Balance	Adjust Amount	Running Balance	Adjust Amount	Running Balance	Adjust Amount	Running Balance	Adjust Amount	Running Balance
87	07/01/2008	O	301.00	0.00	89.13	0.00	53.47	0.00	0.00	0.00	52.56	0.00	0.00
88	07/03/2008	P	0.00	76.38	0.00	89.13	0.00	53.47	0.00	0.00	52.56	0.00	0.00
89	07/10/2008	P	0.00	76.38	0.00	89.13	0.00	53.47	0.00	0.00	52.56	0.00	0.00
90	07/17/2008	P	0.00	76.38	0.00	89.13	0.00	53.47	0.00	0.00	52.56	0.00	0.00
91	07/23/2008	P	0.00	76.38	0.00	89.13	0.00	53.47	0.00	0.00	52.56	0.00	0.00
92	07/31/2008	P	0.00	76.38	0.00	89.13	-53.47	0.00	0.00	-7.57	44.99	0.00	0.00
93	08/01/2008	O	301.00	0.00	89.13	0.00	0.00	0.00	0.00	0.00	44.99	0.00	0.00
94	08/07/2008	P	0.00	76.38	0.00	89.13	0.00	0.00	0.00	0.00	44.99	0.00	0.00
95	08/14/2008	P	0.00	76.38	0.00	89.13	0.00	0.00	0.00	0.00	44.99	0.00	0.00
96	08/21/2008	P	0.00	76.38	0.00	89.13	0.00	0.00	0.00	0.00	44.99	0.00	0.00
97	08/28/2008	P	0.00	76.38	0.00	89.13	0.00	0.00	0.00	-4.52	40.47	0.00	0.00
98	09/01/2008	O	301.00	0.00	89.13	0.00	0.00	0.00	0.00	0.00	40.47	0.00	0.00
99	09/04/2008	P	0.00	76.38	0.00	89.13	0.00	0.00	0.00	0.00	40.47	0.00	0.00
100	09/11/2008	P	0.00	76.38	0.00	89.13	0.00	0.00	0.00	0.00	40.47	0.00	0.00
101	09/19/2008	P	0.00	76.38	0.00	89.13	0.00	0.00	0.00	0.00	40.47	0.00	0.00
102	09/30/2008	M	0.00	0.00	0.42	89.55	0.00	0.00	0.00	0.00	40.47	0.00	0.00
103	10/01/2008	O	301.00	0.00	0.00	89.55	0.00	0.00	0.00	0.00	40.47	0.00	0.00
104	10/22/2008	P	0.00	350.00	0.00	89.55	0.00	0.00	0.00	0.00	40.47	0.00	0.00
105	10/30/2008	P	0.00	76.38	0.00	89.55	0.00	0.00	0.00	-40.47	0.00	0.00	0.00
106	11/01/2008	O	301.00	0.00	0.00	89.55	0.00	0.00	0.00	0.00	0.00	0.00	0.00
107	11/06/2008	P	0.00	76.38	0.00	89.55	0.00	0.00	0.00	0.00	0.00	0.00	0.00
108	11/14/2008	P	0.00	76.38	0.00	89.55	0.00	0.00	0.00	0.00	0.00	0.00	0.00
109	11/20/2008	P	0.00	76.38	0.00	89.55	0.00	0.00	0.00	0.00	0.00	0.00	0.00
110	11/30/2008	M	0.00	0.00	0.34	89.89	0.00	0.00	0.00	0.00	0.00	0.00	0.00
111	12/01/2008	O	301.00	0.00	0.00	89.89	0.00	0.00	0.00	0.00	0.00	0.00	0.00
112	12/01/2008	P	0.00	76.38	0.00	89.89	0.00	0.00	0.00	0.00	0.00	0.00	0.00
113	12/04/2008	P	0.00	76.38	0.00	89.89	0.00	0.00	0.00	0.00	0.00	0.00	0.00
114	12/12/2008	P	0.00	76.38	0.00	89.89	0.00	0.00	0.00	0.00	0.00	0.00	0.00
115	12/18/2008	P	0.00	76.38	0.00	89.89	0.00	0.00	0.00	0.00	0.00	0.00	0.00
116	12/26/2008	P	0.00	76.38	0.00	89.89	0.00	0.00	0.00	0.00	0.00	0.00	0.00
117	01/01/2009	O	301.00	0.00	0.00	89.89	0.00	0.00	0.00	0.00	0.00	0.00	0.00
118	01/02/2009	P	0.00	76.38	0.00	89.89	0.00	0.00	0.00	0.00	0.00	0.00	0.00
119	01/08/2009	P	0.00	76.38	0.00	89.89	0.00	0.00	0.00	0.00	0.00	0.00	0.00

Event Date	Event Type	Current Amount Due	NCP Paid	Unadjudicated Interest (On UA)		Unadjudicated Interest (On AA)		Adjudicated Interest		Unadjudicated Penalty		Adjudicated Penalty	
				Adjust Amount	Running Balance	Adjust Amount	Running Balance	Adjust Amount	Running Balance	Adjust Amount	Running Balance	Adjust Amount	Running Balance
120 01/15/2009	P	0.00	76.38	0.00	89.89	0.00	0.00	0.00	0.00	0.00	0.00	0.00	0.00
121 01/20/2009	P	0.00	76.38	0.00	89.89	0.00	0.00	0.00	0.00	0.00	0.00	0.00	0.00
122 01/29/2009	P	0.00	76.38	0.00	89.89	0.00	0.00	0.00	0.00	0.00	0.00	0.00	0.00
123 02/01/2009	O	301.00	0.00	0.00	89.89	0.00	0.00	0.00	0.00	0.00	0.00	0.00	0.00
124 02/05/2009	P	0.00	76.38	0.00	89.89	0.00	0.00	0.00	0.00	0.00	0.00	0.00	0.00
125 02/09/2009	P	0.00	76.38	0.00	89.89	0.00	0.00	0.00	0.00	0.00	0.00	0.00	0.00
126 02/19/2009	P	0.00	76.38	0.00	89.89	0.00	0.00	0.00	0.00	0.00	0.00	0.00	0.00
127 02/26/2009	P	0.00	76.38	0.00	89.89	0.00	0.00	0.00	0.00	0.00	0.00	0.00	0.00
128 03/01/2009	O	301.00	0.00	0.00	89.89	0.00	0.00	0.00	0.00	0.00	0.00	0.00	0.00
129 03/05/2009	P	0.00	76.38	0.00	89.89	0.00	0.00	0.00	0.00	0.00	0.00	0.00	0.00
130 03/12/2009	P	0.00	76.38	0.00	89.89	0.00	0.00	0.00	0.00	0.00	0.00	0.00	0.00
131 03/19/2009	P	0.00	76.38	0.00	89.89	0.00	0.00	0.00	0.00	0.00	0.00	0.00	0.00
132 04/01/2009	O	301.00	0.00	0.00	89.89	0.00	0.00	0.00	0.00	0.00	0.00	0.00	0.00
133 04/01/2009	P	0.00	76.38	0.00	89.89	0.00	0.00	0.00	0.00	0.00	0.00	0.00	0.00
134 04/02/2009	P	0.00	76.38	0.00	89.89	0.00	0.00	0.00	0.00	0.00	0.00	0.00	0.00
135 04/09/2009	P	0.00	76.38	0.00	89.89	0.00	0.00	0.00	0.00	0.00	0.00	0.00	0.00
136 04/30/2009	M	0.00	0.00	0.16	90.05	0.00	0.00	0.00	0.00	0.00	0.00	0.00	0.00
137 05/01/2009	O	301.00	0.00	0.00	90.05	0.00	0.00	0.00	0.00	0.00	0.00	0.00	0.00
138 05/31/2009	M	0.00	0.00	1.48	91.53	0.00	0.00	0.00	0.00	30.10	30.10	0.00	0.00
139 06/01/2009	O	301.00	0.00	0.00	91.53	0.00	0.00	0.00	0.00	0.00	30.10	0.00	0.00
140 06/30/2009	M	0.00	0.00	2.79	94.32	0.00	0.00	0.00	0.00	30.10	60.20	0.00	0.00
141 07/01/2009	O	301.00	0.00	0.00	94.32	0.00	0.00	0.00	0.00	0.00	60.20	0.00	0.00
142 07/31/2009	M	0.00	0.00	4.11	98.43	0.00	0.00	0.00	0.00	30.10	90.30	0.00	0.00
143 08/01/2009	O	301.00	0.00	0.00	98.43	0.00	0.00	0.00	0.00	0.00	90.30	0.00	0.00
144 08/31/2009	M	0.00	0.00	5.43	103.86	0.00	0.00	0.00	0.00	30.10	120.40	0.00	0.00
145 09/01/2009	O	301.00	0.00	0.00	103.86	0.00	0.00	0.00	0.00	0.00	120.40	0.00	0.00
146 09/30/2009	M	0.00	0.00	6.74	110.60	0.00	0.00	0.00	0.00	30.10	150.50	0.00	0.00
147 10/01/2009	O	301.00	0.00	0.00	110.60	0.00	0.00	0.00	0.00	0.00	150.50	0.00	0.00
148 10/31/2009	M	0.00	0.00	8.06	118.66	0.00	0.00	0.00	0.00	30.10	180.60	0.00	0.00
149 11/01/2009	O	301.00	0.00	0.00	118.66	0.00	0.00	0.00	0.00	0.00	180.60	0.00	0.00
150 11/30/2009	M	0.00	0.00	9.38	128.04	0.00	0.00	0.00	0.00	30.10	210.70	0.00	0.00
151 12/01/2009	O	301.00	0.00	0.00	128.04	0.00	0.00	0.00	0.00	0.00	210.70	0.00	0.00
152 12/31/2009	M	0.00	0.00	10.69	138.73	0.00	0.00	0.00	0.00	30.10	240.80	0.00	0.00

Event Date	Event Type	Current Amount Due	NCP Paid	Unadjudicated Interest (On UA)		Unadjudicated Interest (On AA)		Adjudicated Interest		Unadjudicated Penalty		Adjudicated Penalty			
				Adjust Amount	Running Balance	Adjust Amount	Running Balance	Adjust Amount	Running Balance	Adjust Amount	Running Balance	Adjust Amount	Running Balance		
153	01/01/2010	O	301.00	0.00	0.00	138.73	0.00	0.00	0.00	0.00	0.00	240.80	0.00	0.00	153
154	01/31/2010	M	0.00	0.00	12.01	150.74	0.00	0.00	0.00	0.00	30.10	270.90	0.00	0.00	154
155	02/01/2010	O	301.00	0.00	0.00	150.74	0.00	0.00	0.00	0.00	0.00	270.90	0.00	0.00	155
156	02/28/2010	M	0.00	0.00	13.33	164.07	0.00	0.00	0.00	0.00	30.10	301.00	0.00	0.00	156
157	03/01/2010	O	301.00	0.00	0.00	164.07	0.00	0.00	0.00	0.00	0.00	301.00	0.00	0.00	157
158	03/31/2010	M	0.00	0.00	14.64	178.71	0.00	0.00	0.00	0.00	30.10	331.10	0.00	0.00	158
159	04/01/2010	O	301.00	0.00	0.00	178.71	0.00	0.00	0.00	0.00	0.00	331.10	0.00	0.00	159
160	04/15/2010	P	0.00	165.50	0.00	178.71	0.00	0.00	0.00	0.00	0.00	331.10	0.00	0.00	160
161	04/30/2010	P	0.00	165.50	0.00	178.71	0.00	0.00	0.00	0.00	0.00	331.10	0.00	0.00	161
162	04/30/2010	M	0.00	0.00	14.51	193.22	0.00	0.00	0.00	0.00	0.00	331.10	0.00	0.00	162
163	05/01/2010	O	301.00	0.00	0.00	193.22	0.00	0.00	0.00	0.00	0.00	331.10	0.00	0.00	163
164	05/18/2010	P	0.00	165.50	0.00	193.22	0.00	0.00	0.00	0.00	0.00	331.10	0.00	0.00	164
165	05/31/2010	M	0.00	0.00	15.11	208.33	0.00	0.00	0.00	0.00	13.55	344.65	0.00	0.00	165
166	06/01/2010	O	301.00	0.00	0.00	208.33	0.00	0.00	0.00	0.00	0.00	344.65	0.00	0.00	166
167	06/02/2010	P	0.00	165.50	0.00	208.33	0.00	0.00	0.00	0.00	0.00	344.65	0.00	0.00	167
168	06/16/2010	P	0.00	165.50	0.00	208.33	0.00	0.00	0.00	0.00	0.00	344.65	0.00	0.00	168
169	06/30/2010	P	0.00	165.50	0.00	208.33	0.00	0.00	0.00	0.00	0.00	344.65	0.00	0.00	169
170	06/30/2010	M	0.00	0.00	14.25	222.58	0.00	0.00	0.00	0.00	0.00	344.65	0.00	0.00	170
171	07/01/2010	O	301.00	0.00	0.00	222.58	0.00	0.00	0.00	0.00	0.00	344.65	0.00	0.00	171
172	07/16/2010	P	0.00	165.50	0.00	222.58	0.00	0.00	0.00	0.00	0.00	344.65	0.00	0.00	172
173	07/31/2010	M	0.00	0.00	14.84	237.42	0.00	0.00	0.00	0.00	13.55	358.20	0.00	0.00	173
174	08/01/2010	O	301.00	0.00	0.00	237.42	0.00	0.00	0.00	0.00	0.00	358.20	0.00	0.00	174
175	08/02/2010	P	0.00	165.50	0.00	237.42	0.00	0.00	0.00	0.00	0.00	358.20	0.00	0.00	175
176	08/17/2010	P	0.00	165.50	0.00	237.42	0.00	0.00	0.00	0.00	0.00	358.20	0.00	0.00	176
177	08/31/2010	P	0.00	95.87	0.00	237.42	0.00	0.00	0.00	0.00	0.00	358.20	0.00	0.00	177
178	08/31/2010	M	0.00	0.00	14.29	251.71	0.00	0.00	0.00	0.00	0.00	358.20	0.00	0.00	178
179	09/01/2010	O	301.00	0.00	0.00	251.71	0.00	0.00	0.00	0.00	0.00	358.20	0.00	0.00	179
180	09/17/2010	P	0.00	80.16	0.00	251.71	0.00	0.00	0.00	0.00	0.00	358.20	0.00	0.00	180
181	09/30/2010	P	0.00	40.06	0.00	251.71	0.00	0.00	0.00	0.00	0.00	358.20	0.00	0.00	181
182	09/30/2010	M	0.00	0.00	15.08	266.79	0.00	0.00	0.00	0.00	18.08	376.28	0.00	0.00	182
183	10/01/2010	O	301.00	0.00	0.00	266.79	0.00	0.00	0.00	0.00	0.00	376.28	0.00	0.00	183
184	10/18/2010	P	0.00	41.30	0.00	266.79	0.00	0.00	0.00	0.00	0.00	376.28	0.00	0.00	184
185	10/31/2010	M	0.00	0.00	16.22	283.01	0.00	0.00	0.00	0.00	25.97	402.25	0.00	0.00	185

Event Date	Event Type	Current Amount Due	NCP Paid	Unadjudicated Interest (On UA)		Unadjudicated Interest (On AA)		Adjudicated Interest		Unadjudicated Penalty		Adjudicated Penalty			
				Adjust Amount	Running Balance	Adjust Amount	Running Balance	Adjust Amount	Running Balance	Adjust Amount	Running Balance	Adjust Amount	Running Balance		
186	11/01/2010	O	301.00	0.00	0.00	283.01	0.00	0.00	0.00	0.00	0.00	402.25	0.00	0.00	186
187	11/01/2010	P	0.00	119.41	0.00	283.01	0.00	0.00	0.00	0.00	0.00	402.25	0.00	0.00	187
188	11/17/2010	P	0.00	85.01	0.00	283.01	0.00	0.00	0.00	0.00	0.00	402.25	0.00	0.00	188
189	11/30/2010	M	0.00	0.00	16.64	299.65	0.00	0.00	0.00	9.66	411.91	0.00	0.00	0.00	189
190	12/01/2010	O	301.00	0.00	0.00	299.65	0.00	0.00	0.00	0.00	0.00	411.91	0.00	0.00	190
191	12/02/2010	P	0.00	74.35	0.00	299.65	0.00	0.00	0.00	0.00	0.00	411.91	0.00	0.00	191
192	12/16/2010	P	0.00	41.78	0.00	299.65	0.00	0.00	0.00	0.00	0.00	411.91	0.00	0.00	192
193	12/31/2010	M	0.00	0.00	17.45	317.10	0.00	0.00	0.00	18.49	430.40	0.00	0.00	0.00	193
194	01/01/2011	O	301.00	0.00	0.00	317.10	0.00	0.00	0.00	0.00	0.00	430.40	0.00	0.00	194
195	01/31/2011	M	0.00	0.00	18.77	335.87	0.00	0.00	0.00	30.10	460.50	0.00	0.00	0.00	195
196	02/01/2011	O	301.00	0.00	0.00	335.87	0.00	0.00	0.00	0.00	0.00	460.50	0.00	0.00	196
197	02/28/2011	M	0.00	0.00	20.08	355.95	0.00	0.00	0.00	30.10	490.60	0.00	0.00	0.00	197
198	03/01/2011	O	301.00	0.00	0.00	355.95	0.00	0.00	0.00	0.00	0.00	490.60	0.00	0.00	198
199	03/21/2011	P	0.00	76.38	0.00	355.95	0.00	0.00	0.00	0.00	0.00	490.60	0.00	0.00	199
200	03/28/2011	P	0.00	76.38	0.00	355.95	0.00	0.00	0.00	0.00	0.00	490.60	0.00	0.00	200
201	03/31/2011	M	0.00	0.00	20.73	376.68	0.00	0.00	0.00	14.82	505.42	0.00	0.00	0.00	201
202	04/01/2011	O	301.00	0.00	0.00	376.68	0.00	0.00	0.00	0.00	0.00	505.42	0.00	0.00	202
203	04/04/2011	P	0.00	76.38	0.00	376.68	0.00	0.00	0.00	0.00	0.00	505.42	0.00	0.00	203
204	04/08/2011	P	0.00	76.38	0.00	376.68	0.00	0.00	0.00	0.00	0.00	505.42	0.00	0.00	204
205	04/19/2011	P	0.00	76.38	0.00	376.68	0.00	0.00	0.00	0.00	0.00	505.42	0.00	0.00	205
206	04/25/2011	P	0.00	76.38	0.00	376.68	0.00	0.00	0.00	0.00	0.00	505.42	0.00	0.00	206
207	04/30/2011	M	0.00	0.00	20.71	397.39	0.00	0.00	0.00	0.00	0.00	505.42	0.00	0.00	207
208	05/01/2011	O	301.00	0.00	0.00	397.39	0.00	0.00	0.00	0.00	0.00	505.42	0.00	0.00	208
209	05/02/2011	P	0.00	62.13	0.00	397.39	0.00	0.00	0.00	0.00	0.00	505.42	0.00	0.00	209
210	05/31/2011	M	0.00	0.00	21.76	419.15	0.00	0.00	0.00	23.89	529.31	0.00	0.00	0.00	210
211	06/01/2011	O	301.00	0.00	0.00	419.15	0.00	0.00	0.00	0.00	0.00	529.31	0.00	0.00	211
212	06/30/2011	M	0.00	0.00	23.08	442.23	0.00	0.00	0.00	30.10	559.41	0.00	0.00	0.00	212
213	07/01/2011	O	301.00	0.00	0.00	442.23	0.00	0.00	0.00	0.00	0.00	559.41	0.00	0.00	213
214	07/31/2011	M	0.00	0.00	24.39	466.62	0.00	0.00	0.00	30.10	589.51	0.00	0.00	0.00	214
215	08/01/2011	O	301.00	0.00	0.00	466.62	0.00	0.00	0.00	0.00	0.00	589.51	0.00	0.00	215
216	08/31/2011	M	0.00	0.00	25.71	492.33	0.00	0.00	0.00	30.10	619.61	0.00	0.00	0.00	216
217	09/01/2011	O	301.00	0.00	0.00	492.33	0.00	0.00	0.00	0.00	0.00	619.61	0.00	0.00	217
218	09/30/2011	M	0.00	0.00	27.03	519.36	0.00	0.00	0.00	30.10	649.71	0.00	0.00	0.00	218

Event Date	Event Type	Current Amount Due	NCP Paid	Unadjudicated Interest (On UA)		Unadjudicated Interest (On AA)		Adjudicated Interest		Unadjudicated Penalty		Adjudicated Penalty		
				Adjust Amount	Running Balance	Adjust Amount	Running Balance	Adjust Amount	Running Balance	Adjust Amount	Running Balance	Adjust Amount	Running Balance	
219	10/01/2011	O	301.00	0.00	0.00	519.36	0.00	0.00	0.00	0.00	649.71	0.00	0.00	219
220	10/31/2011	M	0.00	0.00	28.34	547.70	0.00	0.00	0.00	30.10	679.81	0.00	0.00	220
221	11/01/2011	O	301.00	0.00	0.00	547.70	0.00	0.00	0.00	0.00	679.81	0.00	0.00	221
222	11/30/2011	M	0.00	0.00	29.66	577.36	0.00	0.00	0.00	30.10	709.91	0.00	0.00	222
223	12/01/2011	O	301.00	0.00	0.00	577.36	0.00	0.00	0.00	0.00	709.91	0.00	0.00	223
224	12/01/2011	P	0.00	76.38	0.00	577.36	0.00	0.00	0.00	0.00	709.91	0.00	0.00	224
225	12/05/2011	P	0.00	76.38	0.00	577.36	0.00	0.00	0.00	0.00	709.91	0.00	0.00	225
226	12/05/2011	P	0.00	76.38	0.00	577.36	0.00	0.00	0.00	0.00	709.91	0.00	0.00	226
227	12/05/2011	P	0.00	76.38	0.00	577.36	0.00	0.00	0.00	0.00	709.91	0.00	0.00	227
228	12/12/2011	P	0.00	76.38	0.00	577.36	0.00	0.00	0.00	0.00	709.91	0.00	0.00	228
229	12/27/2011	P	0.00	76.38	0.00	577.36	0.00	0.00	0.00	0.00	709.91	0.00	0.00	229
230	12/29/2011	P	0.00	56.98	0.00	577.36	0.00	0.00	0.00	0.00	709.91	0.00	0.00	230
231	12/29/2011	P	0.00	76.38	0.00	577.36	0.00	0.00	0.00	0.00	709.91	0.00	0.00	231
232	12/29/2011	P	0.00	19.40	0.00	577.36	0.00	0.00	0.00	0.00	709.91	0.00	0.00	232
233	12/31/2011	M	0.00	0.00	28.30	605.66	0.00	0.00	0.00	0.00	709.91	0.00	0.00	233
234	01/01/2012	O	301.00	0.00	0.00	605.66	0.00	0.00	0.00	0.00	709.91	0.00	0.00	234
235	01/09/2012	P	0.00	76.38	0.00	605.66	0.00	0.00	0.00	0.00	709.91	0.00	0.00	235
236	01/17/2012	P	0.00	76.38	0.00	605.66	0.00	0.00	0.00	0.00	709.91	0.00	0.00	236
237	01/20/2012	P	0.00	75.82	0.00	605.66	0.00	0.00	0.00	0.00	709.91	0.00	0.00	237
238	01/30/2012	P	0.00	76.38	0.00	605.66	0.00	0.00	0.00	0.00	709.91	0.00	0.00	238
239	01/31/2012	M	0.00	0.00	28.29	633.95	0.00	0.00	0.00	0.00	709.91	0.00	0.00	239
240	02/01/2012	O	301.00	0.00	0.00	633.95	0.00	0.00	0.00	0.00	709.91	0.00	0.00	240
241	02/07/2012	P	0.00	76.38	0.00	633.95	0.00	0.00	0.00	0.00	709.91	0.00	0.00	241
242	02/07/2012	P	0.00	75.82	0.00	633.95	0.00	0.00	0.00	0.00	709.91	0.00	0.00	242
243	02/16/2012	P	0.00	76.38	0.00	633.95	0.00	0.00	0.00	0.00	709.91	0.00	0.00	243
244	02/21/2012	P	0.00	76.38	0.00	633.95	0.00	0.00	0.00	0.00	709.91	0.00	0.00	244
245	02/27/2012	P	0.00	76.38	0.00	633.95	0.00	0.00	0.00	0.00	709.91	0.00	0.00	245
246	02/29/2012	M	0.00	0.00	27.93	661.88	0.00	0.00	0.00	0.00	709.91	0.00	0.00	246
247	03/01/2012	O	301.00	0.00	0.00	661.88	0.00	0.00	0.00	0.00	709.91	0.00	0.00	247
248	03/05/2012	P	0.00	76.38	0.00	661.88	0.00	0.00	0.00	0.00	709.91	0.00	0.00	248
249	03/12/2012	P	0.00	76.38	0.00	661.88	0.00	0.00	0.00	0.00	709.91	0.00	0.00	249
250	03/22/2012	P	0.00	76.38	0.00	661.88	0.00	0.00	0.00	0.00	709.91	0.00	0.00	250
251	03/26/2012	P	0.00	76.38	0.00	661.88	0.00	0.00	0.00	0.00	709.91	0.00	0.00	251

Event Date	Event Type	Current Amount Due	NCP Paid	Unadjudicated Interest (On UA)		Unadjudicated Interest (On AA)		Adjudicated Interest		Unadjudicated Penalty		Adjudicated Penalty		
				Adjust Amount	Running Balance	Adjust Amount	Running Balance	Adjust Amount	Running Balance	Adjust Amount	Running Balance	Adjust Amount	Running Balance	
252	03/31/2012	M	0.00	0.00	27.91	689.79	0.00	0.00	0.00	0.00	0.00	709.91	0.00	252
253	04/01/2012	O	301.00	0.00	0.00	689.79	0.00	0.00	0.00	0.00	0.00	709.91	0.00	253
254	04/02/2012	P	0.00	76.38	0.00	689.79	0.00	0.00	0.00	0.00	0.00	709.91	0.00	254
255	04/09/2012	P	0.00	76.38	0.00	689.79	0.00	0.00	0.00	0.00	0.00	709.91	0.00	255
256	04/16/2012	P	0.00	76.38	0.00	689.79	0.00	0.00	0.00	0.00	0.00	709.91	0.00	256
257	04/23/2012	P	0.00	76.38	0.00	689.79	0.00	0.00	0.00	0.00	0.00	709.91	0.00	257
258	04/30/2012	M	0.00	0.00	27.89	717.68	0.00	0.00	0.00	0.00	0.00	709.91	0.00	258
259	05/01/2012	O	301.00	0.00	0.00	717.68	0.00	0.00	0.00	0.00	0.00	709.91	0.00	259
260	05/03/2012	P	0.00	76.38	0.00	717.68	0.00	0.00	0.00	0.00	0.00	709.91	0.00	260
261	05/08/2012	P	0.00	76.38	0.00	717.68	0.00	0.00	0.00	0.00	0.00	709.91	0.00	261
262	05/14/2012	P	0.00	76.38	0.00	717.68	0.00	0.00	0.00	0.00	0.00	709.91	0.00	262
263	05/21/2012	P	0.00	76.38	0.00	717.68	0.00	0.00	0.00	0.00	0.00	709.91	0.00	263
264	05/29/2012	P	0.00	76.38	0.00	717.68	0.00	0.00	0.00	0.00	0.00	709.91	0.00	264
265	05/31/2012	M	0.00	0.00	27.54	745.22	0.00	0.00	0.00	0.00	0.00	709.91	0.00	265
266	06/01/2012	O	301.00	0.00	0.00	745.22	0.00	0.00	0.00	0.00	0.00	709.91	0.00	266
267	06/04/2012	P	0.00	76.38	0.00	745.22	0.00	0.00	0.00	0.00	0.00	709.91	0.00	267
268	06/11/2012	P	0.00	76.38	0.00	745.22	0.00	0.00	0.00	0.00	0.00	709.91	0.00	268
269	06/18/2012	P	0.00	76.38	0.00	745.22	0.00	0.00	0.00	0.00	0.00	709.91	0.00	269
270	06/25/2012	P	0.00	76.38	0.00	745.22	0.00	0.00	0.00	0.00	0.00	709.91	0.00	270
271	06/30/2012	M	0.00	0.00	27.52	772.74	0.00	0.00	0.00	0.00	0.00	709.91	0.00	271
272	07/01/2012	O	301.00	0.00	0.00	772.74	0.00	0.00	0.00	0.00	0.00	709.91	0.00	272
273	07/20/2012	P	0.00	76.38	0.00	772.74	0.00	0.00	0.00	0.00	0.00	709.91	0.00	273
274	07/23/2012	P	0.00	76.38	0.00	772.74	0.00	0.00	0.00	0.00	0.00	709.91	0.00	274
275	07/23/2012	P	0.00	53.40	0.00	772.74	0.00	0.00	0.00	0.00	0.00	709.91	0.00	275
276	07/30/2012	P	0.00	21.00	0.00	772.74	0.00	0.00	0.00	0.00	0.00	709.91	0.00	276
277	07/31/2012	M	0.00	0.00	27.84	800.58	0.00	0.00	0.00	0.00	0.00	717.29	0.00	277
278	08/01/2012	O	301.00	0.00	0.00	800.58	0.00	0.00	0.00	0.00	0.00	717.29	0.00	278
279	08/20/2012	P	0.00	76.38	0.00	800.58	0.00	0.00	0.00	0.00	0.00	717.29	0.00	279
280	08/31/2012	M	0.00	0.00	28.83	829.41	0.00	0.00	0.00	0.00	0.00	739.75	0.00	280
281	09/01/2012	O	301.00	0.00	0.00	829.41	0.00	0.00	0.00	0.00	0.00	739.75	0.00	281
282	09/30/2012	M	0.00	0.00	30.14	859.55	0.00	0.00	0.00	0.00	0.00	769.85	0.00	282
283	10/01/2012	O	301.00	0.00	0.00	859.55	0.00	0.00	0.00	0.00	0.00	769.85	0.00	283
284	10/31/2012	M	0.00	0.00	31.46	891.01	0.00	0.00	0.00	0.00	0.00	799.95	0.00	284

Event Date	Event Type	Current Amount Due	NCP Paid	Unadjudicated Interest (On UA)		Unadjudicated Interest (On AA)		Adjudicated Interest		Unadjudicated Penalty		Adjudicated Penalty			
				Adjust Amount	Running Balance	Adjust Amount	Running Balance	Adjust Amount	Running Balance	Adjust Amount	Running Balance	Adjust Amount	Running Balance		
285	11/01/2012	O	301.00	0.00	0.00	891.01	0.00	0.00	0.00	0.00	0.00	799.95	0.00	0.00	285
286	11/30/2012	M	0.00	0.00	32.78	923.79	0.00	0.00	0.00	0.00	30.10	830.05	0.00	0.00	286
287	12/01/2012	O	301.00	0.00	0.00	923.79	0.00	0.00	0.00	0.00	0.00	830.05	0.00	0.00	287
288	12/05/2012	P	0.00	148.24	0.00	923.79	0.00	0.00	0.00	0.00	0.00	830.05	0.00	0.00	288
289	12/05/2012	P	0.00	21.23	0.00	923.79	0.00	0.00	0.00	0.00	0.00	830.05	0.00	0.00	289
290	12/17/2012	P	0.00	10.28	0.00	923.79	0.00	0.00	0.00	0.00	0.00	830.05	0.00	0.00	290
291	12/17/2012	P	0.00	131.53	0.00	923.79	0.00	0.00	0.00	0.00	0.00	830.05	0.00	0.00	291
292	12/31/2012	P	0.00	12.49	0.00	923.79	0.00	0.00	0.00	0.00	0.00	830.05	0.00	0.00	292
293	12/31/2012	P	0.00	58.46	0.00	923.79	0.00	0.00	0.00	0.00	0.00	830.05	0.00	0.00	293
294	12/31/2012	M	0.00	0.00	32.42	956.21	0.00	0.00	0.00	0.00	0.00	830.05	0.00	0.00	294
295	01/01/2013	O	301.00	0.00	0.00	956.21	0.00	0.00	0.00	0.00	0.00	830.05	0.00	0.00	295
296	01/18/2013	P	0.00	21.23	0.00	956.21	0.00	0.00	0.00	0.00	0.00	830.05	0.00	0.00	296
297	01/18/2013	P	0.00	73.09	0.00	956.21	0.00	0.00	0.00	0.00	0.00	830.05	0.00	0.00	297
298	01/28/2013	P	0.00	126.45	0.00	956.21	0.00	0.00	0.00	0.00	0.00	830.05	0.00	0.00	298
299	01/28/2013	P	0.00	21.23	0.00	956.21	0.00	0.00	0.00	0.00	0.00	830.05	0.00	0.00	299
300	01/31/2013	M	0.00	0.00	32.68	988.89	0.00	0.00	0.00	0.00	5.90	835.95	0.00	0.00	300
301	02/01/2013	O	301.00	0.00	0.00	988.89	0.00	0.00	0.00	0.00	0.00	835.95	0.00	0.00	301
302	02/21/2013	P	0.00	55.23	0.00	988.89	0.00	0.00	0.00	0.00	0.00	835.95	0.00	0.00	302
303	02/21/2013	P	0.00	21.23	0.00	988.89	0.00	0.00	0.00	0.00	0.00	835.95	0.00	0.00	303
304	02/28/2013	M	0.00	0.00	33.66	1022.55	0.00	0.00	0.00	0.00	22.45	858.40	0.00	0.00	304
305	03/01/2013	O	301.00	0.00	0.00	1022.55	0.00	0.00	0.00	0.00	0.00	858.40	0.00	0.00	305
306	03/11/2013	P	0.00	22.29	0.00	1022.55	0.00	0.00	0.00	0.00	0.00	858.40	0.00	0.00	306
307	03/11/2013	P	0.00	21.23	0.00	1022.55	0.00	0.00	0.00	0.00	0.00	858.40	0.00	0.00	307
308	03/29/2013	P	0.00	15.10	0.00	1022.55	0.00	0.00	0.00	0.00	0.00	858.40	0.00	0.00	308
309	03/31/2013	M	0.00	0.00	34.72	1057.27	0.00	0.00	0.00	0.00	24.24	882.64	0.00	0.00	309
310	04/01/2013	O	301.00	0.00	0.00	1057.27	0.00	0.00	0.00	0.00	0.00	882.64	0.00	0.00	310
311	04/11/2013	P	0.00	32.93	0.00	1057.27	0.00	0.00	0.00	0.00	0.00	882.64	0.00	0.00	311
312	04/30/2013	M	0.00	0.00	35.90	1093.17	0.00	0.00	0.00	0.00	26.81	909.45	0.00	0.00	312
313	05/01/2013	O	301.00	0.00	0.00	1093.17	0.00	0.00	0.00	0.00	0.00	909.45	0.00	0.00	313
314	05/23/2013	P	0.00	11.49	0.00	1093.17	0.00	0.00	0.00	0.00	0.00	909.45	0.00	0.00	314
315	05/31/2013	M	0.00	0.00	37.16	1130.33	0.00	0.00	0.00	0.00	28.95	938.40	0.00	0.00	315
316	06/01/2013	O	301.00	0.00	0.00	1130.33	0.00	0.00	0.00	0.00	0.00	938.40	0.00	0.00	316
317	06/17/2013	P	0.00	21.23	0.00	1130.33	0.00	0.00	0.00	0.00	0.00	938.40	0.00	0.00	317

Event Date	Event Type	Current Amount Due	NCP Paid	Unadjudicated Interest (On UA)		Unadjudicated Interest (On AA)		Adjudicated Interest		Unadjudicated Penalty		Adjudicated Penalty	
				Adjust Amount	Running Balance	Adjust Amount	Running Balance	Adjust Amount	Running Balance	Adjust Amount	Running Balance	Adjust Amount	Running Balance
318 06/17/2013	P	0.00	87.77	0.00	1130.33	0.00	0.00	0.00	0.00	0.00	938.40	0.00	0.00
319 06/30/2013	M	0.00	0.00	38.00	1168.33	0.00	0.00	0.00	0.00	19.20	957.60	0.00	0.00
320 07/01/2013	O	301.00	0.00	0.00	1168.33	0.00	0.00	0.00	0.00	0.00	957.60	0.00	0.00
321 07/31/2013	M	0.00	0.00	39.32	1207.65	0.00	0.00	0.00	0.00	30.10	987.70	0.00	0.00
322 08/01/2013	O	301.00	0.00	0.00	1207.65	0.00	0.00	0.00	0.00	0.00	987.70	0.00	0.00
323 08/31/2013	M	0.00	0.00	40.64	1248.29	0.00	0.00	0.00	0.00	30.10	1017.80	0.00	0.00
324 09/01/2013	O	301.00	0.00	0.00	1248.29	0.00	0.00	0.00	0.00	0.00	1017.80	0.00	0.00
325 09/30/2013	M	0.00	0.00	41.95	1290.24	0.00	0.00	0.00	0.00	30.10	1047.90	0.00	0.00
326 10/01/2013	O	301.00	0.00	0.00	1290.24	0.00	0.00	0.00	0.00	0.00	1047.90	0.00	0.00
327 10/31/2013	M	0.00	0.00	43.27	1333.51	0.00	0.00	0.00	0.00	30.10	1078.00	0.00	0.00
328 11/01/2013	O	301.00	0.00	0.00	1333.51	0.00	0.00	0.00	0.00	0.00	1078.00	0.00	0.00
329 11/30/2013	M	0.00	0.00	44.59	1378.10	0.00	0.00	0.00	0.00	30.10	1108.10	0.00	0.00
330 12/01/2013	O	301.00	0.00	0.00	1378.10	0.00	0.00	0.00	0.00	0.00	1108.10	0.00	0.00
331 12/31/2013	M	0.00	0.00	45.90	1424.00	0.00	0.00	0.00	0.00	30.10	1138.20	0.00	0.00
332 01/01/2014	O	301.00	0.00	0.00	1424.00	0.00	0.00	0.00	0.00	0.00	1138.20	0.00	0.00
333 01/31/2014	M	0.00	0.00	47.22	1471.22	0.00	0.00	0.00	0.00	30.10	1168.30	0.00	0.00
334 02/01/2014	O	301.00	0.00	0.00	1471.22	0.00	0.00	0.00	0.00	0.00	1168.30	0.00	0.00
335 02/28/2014	M	0.00	0.00	48.54	1519.76	0.00	0.00	0.00	0.00	30.10	1198.40	0.00	0.00
336 03/01/2014	O	301.00	0.00	0.00	1519.76	0.00	0.00	0.00	0.00	0.00	1198.40	0.00	0.00
337 03/10/2014	P	0.00	12.73	0.00	1519.76	0.00	0.00	0.00	0.00	0.00	1198.40	0.00	0.00
338 03/26/2014	P	0.00	12.73	0.00	1519.76	0.00	0.00	0.00	0.00	0.00	1198.40	0.00	0.00
339 03/31/2014	M	0.00	0.00	49.74	1569.50	0.00	0.00	0.00	0.00	27.55	1225.95	0.00	0.00
340 04/01/2014	O	301.00	0.00	0.00	1569.50	0.00	0.00	0.00	0.00	0.00	1225.95	0.00	0.00
341 04/15/2014	P	0.00	12.73	0.00	1569.50	0.00	0.00	0.00	0.00	0.00	1225.95	0.00	0.00
342 04/23/2014	P	0.00	12.73	0.00	1569.50	0.00	0.00	0.00	0.00	27.55	1253.50	0.00	0.00
343 04/30/2014	M	0.00	0.00	50.95	1620.45	0.00	0.00	0.00	0.00	0.00	1253.50	0.00	0.00
344 05/01/2014	O	301.00	0.00	0.00	1620.45	0.00	0.00	0.00	0.00	0.00	1253.50	0.00	0.00
345 05/08/2014	P	0.00	12.73	0.00	1620.45	0.00	0.00	0.00	0.00	0.00	1253.50	0.00	0.00
346 05/29/2014	P	0.00	12.73	0.00	1620.45	0.00	0.00	0.00	0.00	0.00	1253.50	0.00	0.00
347 05/31/2014	M	0.00	0.00	52.15	1672.60	0.00	0.00	0.00	0.00	27.55	1281.05	0.00	0.00
348 06/01/2014	O	301.00	0.00	0.00	1672.60	0.00	0.00	0.00	0.00	0.00	1281.05	0.00	0.00
349 06/10/2014	P	0.00	12.73	0.00	1672.60	0.00	0.00	0.00	0.00	0.00	1281.05	0.00	0.00
350 06/25/2014	P	0.00	12.73	0.00	1672.60	0.00	0.00	0.00	0.00	0.00	1281.05	0.00	0.00

Event Date	Event Type	Current Amount Due	NCP Paid	Unadjudicated Interest (On UA)		Unadjudicated Interest (On AA)		Adjudicated Interest		Unadjudicated Penalty		Adjudicated Penalty		
				Adjust Amount	Running Balance	Adjust Amount	Running Balance	Adjust Amount	Running Balance	Adjust Amount	Running Balance	Adjust Amount	Running Balance	
351 06/30/2014	M	0.00	0.00	53.36	1725.96	0.00	0.00	0.00	0.00	27.55	1308.60	0.00	0.00	351
352 07/01/2014	O	301.00	0.00	0.00	1725.96	0.00	0.00	0.00	0.00	0.00	1308.60	0.00	0.00	352
353 07/11/2014	P	0.00	12.73	0.00	1725.96	0.00	0.00	0.00	0.00	0.00	1308.60	0.00	0.00	353
354 07/25/2014	P	0.00	12.73	0.00	1725.96	0.00	0.00	0.00	0.00	0.00	1308.60	0.00	0.00	354
355 07/31/2014	M	0.00	0.00	54.56	1780.52	0.00	0.00	0.00	0.00	27.55	1336.15	0.00	0.00	355
356 08/01/2014	O	301.00	0.00	0.00	1780.52	0.00	0.00	0.00	0.00	0.00	1336.15	0.00	0.00	356
357 08/11/2014	P	0.00	12.73	0.00	1780.52	0.00	0.00	0.00	0.00	0.00	1336.15	0.00	0.00	357
358 08/31/2014	M	0.00	0.00	55.83	1836.35	0.00	0.00	0.00	0.00	28.83	1364.98	0.00	0.00	358
359 09/01/2014	O	301.00	0.00	0.00	1836.35	0.00	0.00	0.00	0.00	0.00	1364.98	0.00	0.00	359
360 09/09/2014	P	0.00	12.73	0.00	1836.35	0.00	0.00	0.00	0.00	0.00	1364.98	0.00	0.00	360
361 09/16/2014	P	0.00	12.73	0.00	1836.35	0.00	0.00	0.00	0.00	0.00	1364.98	0.00	0.00	361
362 09/22/2014	P	0.00	12.73	0.00	1836.35	0.00	0.00	0.00	0.00	0.00	1364.98	0.00	0.00	362
363 09/30/2014	M	0.00	0.00	56.98	1893.33	0.00	0.00	0.00	0.00	26.28	1391.26	0.00	0.00	363
364 10/01/2014	O	301.00	0.00	0.00	1893.33	0.00	0.00	0.00	0.00	0.00	1391.26	0.00	0.00	364
365 10/29/2014	P	0.00	12.73	0.00	1893.33	0.00	0.00	0.00	0.00	0.00	1391.26	0.00	0.00	365
366 10/29/2014	P	0.00	165.50	0.00	1893.33	0.00	0.00	0.00	0.00	0.00	1391.26	0.00	0.00	366
367 10/31/2014	M	0.00	0.00	57.51	1950.84	0.00	0.00	0.00	0.00	12.28	1403.54	0.00	0.00	367
368 11/01/2014	O	301.00	0.00	0.00	1950.84	0.00	0.00	0.00	0.00	0.00	1403.54	0.00	0.00	368
369 11/10/2014	P	0.00	165.50	0.00	1950.84	0.00	0.00	0.00	0.00	0.00	1403.54	0.00	0.00	369
370 11/10/2014	P	0.00	12.73	0.00	1950.84	0.00	0.00	0.00	0.00	0.00	1403.54	0.00	0.00	370
371 11/25/2014	P	0.00	140.50	0.00	1950.84	0.00	0.00	0.00	0.00	0.00	1403.54	0.00	0.00	371
372 11/25/2014	P	0.00	12.71	0.00	1950.84	0.00	0.00	0.00	0.00	0.00	1403.54	0.00	0.00	372
373 11/30/2014	M	0.00	0.00	57.38	2008.22	0.00	0.00	0.00	0.00	0.00	1403.54	0.00	0.00	373
374 12/01/2014	O	301.00	0.00	0.00	2008.22	0.00	0.00	0.00	0.00	0.00	1403.54	0.00	0.00	374
375 12/09/2014	P	0.00	12.73	0.00	2008.22	0.00	0.00	0.00	0.00	0.00	1403.54	0.00	0.00	375
376 12/09/2014	P	0.00	165.50	0.00	2008.22	0.00	0.00	0.00	0.00	0.00	1403.54	0.00	0.00	376
377 12/23/2014	P	0.00	12.73	0.00	2008.22	0.00	0.00	0.00	0.00	0.00	1403.54	0.00	0.00	377
378 12/23/2014	P	0.00	140.48	0.00	2008.22	0.00	0.00	0.00	0.00	0.00	1403.54	0.00	0.00	378
379 12/31/2014	M	0.00	0.00	57.25	2065.47	0.00	0.00	0.00	0.00	0.00	1403.54	0.00	0.00	379
380 01/01/2015	O	301.00	0.00	0.00	2065.47	0.00	0.00	0.00	0.00	0.00	1403.54	0.00	0.00	380
381 01/08/2015	P	0.00	12.73	0.00	2065.47	0.00	0.00	0.00	0.00	0.00	1403.54	0.00	0.00	381
382 01/08/2015	P	0.00	165.50	0.00	2065.47	0.00	0.00	0.00	0.00	0.00	1403.54	0.00	0.00	382
383 01/26/2015	P	0.00	140.50	0.00	2065.47	0.00	0.00	0.00	0.00	0.00	1403.54	0.00	0.00	383

Event Date	Event Type	Current Amount Due	NCP Paid	Unadjudicated Interest (On UA)		Unadjudicated Interest (On AA)		Adjudicated Interest		Unadjudicated Penalty		Adjudicated Penalty	
				Adjust Amount	Running Balance	Adjust Amount	Running Balance	Adjust Amount	Running Balance	Adjust Amount	Running Balance	Adjust Amount	Running Balance
384 01/26/2015	P	0.00	12.71	0.00	2065.47	0.00	0.00	0.00	0.00	0.00	1403.54	0.00	0.00
385 01/31/2015	M	0.00	0.00	57.11	2122.58	0.00	0.00	0.00	0.00	0.00	1403.54	0.00	0.00
386 02/01/2015	O	301.00	0.00	0.00	2122.58	0.00	0.00	0.00	0.00	0.00	1403.54	0.00	0.00
387 02/10/2015	P	0.00	12.73	0.00	2122.58	0.00	0.00	0.00	0.00	0.00	1403.54	0.00	0.00
388 02/10/2015	P	0.00	165.50	0.00	2122.58	0.00	0.00	0.00	0.00	0.00	1403.54	0.00	0.00
389 02/24/2015	P	0.00	140.50	0.00	2122.58	0.00	0.00	0.00	0.00	0.00	1403.54	0.00	0.00
390 02/24/2015	P	0.00	12.71	0.00	2122.58	0.00	0.00	0.00	0.00	0.00	1403.54	0.00	0.00
391 02/28/2015	M	0.00	0.00	56.98	2179.56	0.00	0.00	0.00	0.00	0.00	1403.54	0.00	0.00
392 03/01/2015	O	301.00	0.00	0.00	2179.56	0.00	0.00	0.00	0.00	0.00	1403.54	0.00	0.00
393 03/10/2015	P	0.00	165.50	0.00	2179.56	0.00	0.00	0.00	0.00	0.00	1403.54	0.00	0.00
394 03/10/2015	P	0.00	12.73	0.00	2179.56	0.00	0.00	0.00	0.00	0.00	1403.54	0.00	0.00
395 03/24/2015	P	0.00	140.48	0.00	2179.56	0.00	0.00	0.00	0.00	0.00	1403.54	0.00	0.00
396 03/24/2015	P	0.00	12.73	0.00	2179.56	0.00	0.00	0.00	0.00	0.00	1403.54	0.00	0.00
397 03/31/2015	M	0.00	0.00	56.85	2236.41	0.00	0.00	0.00	0.00	0.00	1403.54	0.00	0.00
398 04/01/2015	O	301.00	0.00	0.00	2236.41	0.00	0.00	0.00	0.00	0.00	1403.54	0.00	0.00
399 04/08/2015	P	0.00	165.50	0.00	2236.41	0.00	0.00	0.00	0.00	0.00	1403.54	0.00	0.00
400 04/08/2015	P	0.00	12.73	0.00	2236.41	0.00	0.00	0.00	0.00	0.00	1403.54	0.00	0.00
401 04/23/2015	P	0.00	12.73	0.00	2236.41	0.00	0.00	0.00	0.00	0.00	1403.54	0.00	0.00
402 04/23/2015	P	0.00	165.50	0.00	2236.41	0.00	0.00	0.00	0.00	0.00	1403.54	0.00	0.00
403 04/30/2015	M	0.00	0.00	56.60	2293.01	0.00	0.00	0.00	0.00	0.00	1403.54	0.00	0.00
404 05/01/2015	O	301.00	0.00	0.00	2293.01	0.00	0.00	0.00	0.00	0.00	1403.54	0.00	0.00
405 05/08/2015	P	0.00	165.50	0.00	2293.01	0.00	0.00	0.00	0.00	0.00	1403.54	0.00	0.00
406 05/26/2015	P	0.00	165.50	0.00	2293.01	0.00	0.00	0.00	0.00	0.00	1403.54	0.00	0.00
407 05/31/2015	M	0.00	0.00	56.47	2349.48	0.00	0.00	0.00	0.00	0.00	1403.54	0.00	0.00
408 06/01/2015	O	301.00	0.00	0.00	2349.48	0.00	0.00	0.00	0.00	0.00	1403.54	0.00	0.00
409 06/09/2015	P	0.00	165.50	0.00	2349.48	0.00	0.00	0.00	0.00	0.00	1403.54	0.00	0.00
410 06/23/2015	P	0.00	165.50	0.00	2349.48	0.00	0.00	0.00	0.00	0.00	1403.54	0.00	0.00
411 06/30/2015	M	0.00	0.00	56.34	2405.82	0.00	0.00	0.00	0.00	0.00	1403.54	0.00	0.00
412 07/01/2015	O	301.00	0.00	0.00	2405.82	0.00	0.00	0.00	0.00	0.00	1403.54	0.00	0.00
413 07/08/2015	P	0.00	165.50	0.00	2405.82	0.00	0.00	0.00	0.00	0.00	1403.54	0.00	0.00
414 07/23/2015	P	0.00	165.50	0.00	2405.82	0.00	0.00	0.00	0.00	0.00	1403.54	0.00	0.00
415 07/31/2015	M	0.00	0.00	56.21	2462.03	0.00	0.00	0.00	0.00	0.00	1403.54	0.00	0.00
416 08/01/2015	O	301.00	0.00	0.00	2462.03	0.00	0.00	0.00	0.00	0.00	1403.54	0.00	0.00

Event Date	Event Type	Current Amount Due	NCP Paid	Unadjudicated Interest (On UA)		Unadjudicated Interest (On AA)		Adjudicated Interest		Unadjudicated Penalty		Adjudicated Penalty		
				Adjust Amount	Running Balance	Adjust Amount	Running Balance	Adjust Amount	Running Balance	Adjust Amount	Running Balance	Adjust Amount	Running Balance	
417	08/10/2015	P	0.00	165.50	0.00	2462.03	0.00	0.00	0.00	0.00	1403.54	0.00	0.00	417
418	08/25/2015	P	0.00	165.50	0.00	2462.03	0.00	0.00	0.00	0.00	1403.54	0.00	0.00	418
419	08/31/2015	M	0.00	0.00	56.08	2518.11	0.00	0.00	0.00	0.00	1403.54	0.00	0.00	419
420	09/01/2015	O	301.00	0.00	0.00	2518.11	0.00	0.00	0.00	0.00	1403.54	0.00	0.00	420
421	09/09/2015	P	0.00	165.50	0.00	2518.11	0.00	0.00	0.00	0.00	1403.54	0.00	0.00	421
422	09/23/2015	P	0.00	165.50	0.00	2518.11	0.00	0.00	0.00	0.00	1403.54	0.00	0.00	422
423	09/30/2015	M	0.00	0.00	55.95	2574.06	0.00	0.00	0.00	0.00	1403.54	0.00	0.00	423
424	10/01/2015	O	301.00	0.00	0.00	2574.06	0.00	0.00	0.00	0.00	1403.54	0.00	0.00	424
425	10/08/2015	P	0.00	165.50	0.00	2574.06	0.00	0.00	0.00	0.00	1403.54	0.00	0.00	425
426	10/23/2015	P	0.00	165.50	0.00	2574.06	0.00	0.00	0.00	0.00	1403.54	0.00	0.00	426
427	10/31/2015	M	0.00	0.00	55.82	2629.88	0.00	0.00	0.00	0.00	1403.54	0.00	0.00	427
428	11/01/2015	O	301.00	0.00	0.00	2629.88	0.00	0.00	0.00	0.00	1403.54	0.00	0.00	428
429	11/10/2015	P	0.00	165.50	0.00	2629.88	0.00	0.00	0.00	0.00	1403.54	0.00	0.00	429
430	11/24/2015	P	0.00	165.50	0.00	2629.88	0.00	0.00	0.00	0.00	1403.54	0.00	0.00	430
431	11/30/2015	M	0.00	0.00	55.69	2685.57	0.00	0.00	0.00	0.00	1403.54	0.00	0.00	431
432	12/01/2015	O	301.00	0.00	0.00	2685.57	0.00	0.00	0.00	0.00	1403.54	0.00	0.00	432
433	12/09/2015	P	0.00	152.77	0.00	2685.57	0.00	0.00	0.00	0.00	1403.54	0.00	0.00	433
434	12/23/2015	P	0.00	152.77	0.00	2685.57	0.00	0.00	0.00	0.00	1403.54	0.00	0.00	434
435	12/31/2015	M	0.00	0.00	55.67	2741.24	0.00	0.00	0.00	0.00	1403.54	0.00	0.00	435
436	01/01/2016	O	301.00	0.00	0.00	2741.24	0.00	0.00	0.00	0.00	1403.54	0.00	0.00	436
437	01/06/2016	P	0.00	152.77	0.00	2741.24	0.00	0.00	0.00	0.00	1403.54	0.00	0.00	437
438	01/20/2016	P	0.00	152.77	0.00	2741.24	0.00	0.00	0.00	0.00	1403.54	0.00	0.00	438
439	01/31/2016	M	0.00	0.00	58.30	2799.54	0.00	0.00	0.00	0.00	1403.54	0.00	0.00	439
440	02/01/2016	O	301.00	0.00	0.00	2799.54	0.00	0.00	0.00	0.00	1403.54	0.00	0.00	440
441	02/03/2016	P	0.00	152.77	0.00	2799.54	0.00	0.00	0.00	0.00	1403.54	0.00	0.00	441
442	02/17/2016	P	0.00	152.77	0.00	2799.54	0.00	0.00	0.00	0.00	1403.54	0.00	0.00	442
443	02/29/2016	M	0.00	0.00	58.28	2857.82	0.00	0.00	0.00	0.00	1403.54	0.00	0.00	443
444	03/01/2016	O	301.00	0.00	0.00	2857.82	0.00	0.00	0.00	0.00	1403.54	0.00	0.00	444
445	03/02/2016	P	0.00	152.77	0.00	2857.82	0.00	0.00	0.00	0.00	1403.54	0.00	0.00	445
446	03/16/2016	P	0.00	152.77	0.00	2857.82	0.00	0.00	0.00	0.00	1403.54	0.00	0.00	446
447	03/30/2016	P	0.00	152.77	0.00	2857.82	0.00	0.00	0.00	0.00	1403.54	0.00	0.00	447
448	03/31/2016	M	0.00	0.00	57.55	2915.37	0.00	0.00	0.00	0.00	1403.54	0.00	0.00	448
449	04/01/2016	O	301.00	0.00	0.00	2915.37	0.00	0.00	0.00	0.00	1403.54	0.00	0.00	449

Event Date	Event Type	Current Amount Due	NCP Paid	Unadjudicated Interest (On UA)		Unadjudicated Interest (On AA)		Adjudicated Interest		Unadjudicated Penalty		Adjudicated Penalty		
				Adjust Amount	Running Balance	Adjust Amount	Running Balance	Adjust Amount	Running Balance	Adjust Amount	Running Balance	Adjust Amount	Running Balance	
450	04/30/2016	M	0.00	0.00	58.93	2974.30	0.00	0.00	0.00	0.00	1433.64	0.00	0.00	450
451	05/01/2016	O	301.00	0.00	0.00	2974.30	0.00	0.00	0.00	0.00	1433.64	0.00	0.00	451
452	05/31/2016	M	0.00	0.00	60.31	3034.61	0.00	0.00	0.00	30.10	1463.74	0.00	0.00	452
453	06/01/2016	O	301.00	0.00	0.00	3034.61	0.00	0.00	0.00	0.00	1463.74	0.00	0.00	453
454	06/30/2016	M	0.00	0.00	61.69	3096.30	0.00	0.00	0.00	30.10	1493.84	0.00	0.00	454
455	07/01/2016	O	301.00	0.00	0.00	3096.30	0.00	0.00	0.00	0.00	1493.84	0.00	0.00	455
456	07/31/2016	M	0.00	0.00	63.07	3159.37	0.00	0.00	0.00	30.10	1523.94	0.00	0.00	456
457	08/01/2016	O	301.00	0.00	0.00	3159.37	0.00	0.00	0.00	0.00	1523.94	0.00	0.00	457
458	08/31/2016	M	0.00	0.00	64.45	3223.82	0.00	0.00	0.00	30.10	1554.04	0.00	0.00	458
459	09/01/2016	O	301.00	0.00	0.00	3223.82	0.00	0.00	0.00	0.00	1554.04	0.00	0.00	459
460	09/06/2016	P	0.00	154.77	0.00	3223.82	0.00	0.00	0.00	0.00	1554.04	0.00	0.00	460
461	09/19/2016	P	0.00	154.77	0.00	3223.82	0.00	0.00	0.00	0.00	1554.04	0.00	0.00	461
462	09/30/2016	M	0.00	0.00	64.41	3288.23	0.00	0.00	0.00	0.00	1554.04	0.00	0.00	462
463	10/01/2016	O	301.00	0.00	0.00	3288.23	0.00	0.00	0.00	0.00	1554.04	0.00	0.00	463
464	10/03/2016	P	0.00	154.77	0.00	3288.23	0.00	0.00	0.00	0.00	1554.04	0.00	0.00	464
465	10/17/2016	P	0.00	154.77	0.00	3288.23	0.00	0.00	0.00	0.00	1554.04	0.00	0.00	465
466	10/31/2016	P	0.00	154.77	0.00	3288.23	0.00	0.00	0.00	0.00	1554.04	0.00	0.00	466
467	10/31/2016	M	0.00	0.00	63.66	3351.89	0.00	0.00	0.00	0.00	1554.04	0.00	0.00	467
468	11/01/2016	O	301.00	0.00	0.00	3351.89	0.00	0.00	0.00	0.00	1554.04	0.00	0.00	468
469	11/15/2016	P	0.00	154.77	0.00	3351.89	0.00	0.00	0.00	0.00	1554.04	0.00	0.00	469
470	11/29/2016	P	0.00	154.77	0.00	3351.89	0.00	0.00	0.00	0.00	1554.04	0.00	0.00	470
471	11/30/2016	M	0.00	0.00	63.63	3415.52	0.00	0.00	0.00	0.00	1554.04	0.00	0.00	471
472	12/01/2016	O	301.00	0.00	0.00	3415.52	0.00	0.00	0.00	0.00	1554.04	0.00	0.00	472
473	12/12/2016	P	0.00	154.77	0.00	3415.52	0.00	0.00	0.00	0.00	1554.04	0.00	0.00	473
474	12/27/2016	P	0.00	154.77	0.00	3415.52	0.00	0.00	0.00	0.00	1554.04	0.00	0.00	474
475	12/31/2016	M	0.00	0.00	63.59	3479.11	0.00	0.00	0.00	0.00	1554.04	0.00	0.00	475
476	01/01/2017	O	301.00	0.00	0.00	3479.11	0.00	0.00	0.00	0.00	1554.04	0.00	0.00	476
477	01/09/2017	P	0.00	154.77	0.00	3479.11	0.00	0.00	0.00	0.00	1554.04	0.00	0.00	477
478	01/23/2017	P	0.00	154.77	0.00	3479.11	0.00	0.00	0.00	0.00	1554.04	0.00	0.00	478
479	01/31/2017	M	0.00	0.00	66.44	3545.55	0.00	0.00	0.00	0.00	1554.04	0.00	0.00	479
480	02/01/2017	O	301.00	0.00	0.00	3545.55	0.00	0.00	0.00	0.00	1554.04	0.00	0.00	480
481	02/06/2017	P	0.00	154.77	0.00	3545.55	0.00	0.00	0.00	0.00	1554.04	0.00	0.00	481
482	02/21/2017	P	0.00	154.77	0.00	3545.55	0.00	0.00	0.00	0.00	1554.04	0.00	0.00	482

Event Date	Event Type	Current Amount Due	NCP Paid	Unadjudicated Interest (On UA)		Unadjudicated Interest (On AA)		Adjudicated Interest		Unadjudicated Penalty		Adjudicated Penalty		
				Adjust Amount	Running Balance	Adjust Amount	Running Balance	Adjust Amount	Running Balance	Adjust Amount	Running Balance	Adjust Amount	Running Balance	
483	02/28/2017	M	0.00	0.00	66.39	3611.94	0.00	0.00	0.00	0.00	0.00	0.00	0.00	483
484	03/01/2017	O	301.00	0.00	0.00	3611.94	0.00	0.00	0.00	0.00	0.00	0.00	0.00	484
485	03/06/2017	P	0.00	154.77	0.00	3611.94	0.00	0.00	0.00	0.00	0.00	0.00	0.00	485
486	03/20/2017	P	0.00	154.77	0.00	3611.94	0.00	0.00	0.00	0.00	0.00	0.00	0.00	486
487	03/31/2017	M	0.00	0.00	66.35	3678.29	0.00	0.00	0.00	0.00	0.00	0.00	0.00	487
488	04/01/2017	O	301.00	0.00	0.00	3678.29	0.00	0.00	0.00	0.00	0.00	0.00	0.00	488
489	04/03/2017	P	0.00	154.77	0.00	3678.29	0.00	0.00	0.00	0.00	0.00	0.00	0.00	489
490	04/17/2017	P	0.00	154.77	0.00	3678.29	0.00	0.00	0.00	0.00	0.00	0.00	0.00	490
491	04/30/2017	M	0.00	0.00	66.31	3744.60	0.00	0.00	0.00	0.00	0.00	0.00	0.00	491
492	05/01/2017	O	301.00	0.00	0.00	3744.60	0.00	0.00	0.00	0.00	0.00	0.00	0.00	492
493	05/01/2017	P	0.00	154.77	0.00	3744.60	0.00	0.00	0.00	0.00	0.00	0.00	0.00	493
494	05/15/2017	P	0.00	154.77	0.00	3744.60	0.00	0.00	0.00	0.00	0.00	0.00	0.00	494
495	05/30/2017	P	0.00	154.77	0.00	3744.60	0.00	0.00	0.00	0.00	0.00	0.00	0.00	495
496	05/31/2017	M	0.00	0.00	65.53	3810.13	0.00	0.00	0.00	0.00	0.00	0.00	0.00	496
497	06/01/2017	O	301.00	0.00	0.00	3810.13	0.00	0.00	0.00	0.00	0.00	0.00	0.00	497
498	06/12/2017	P	0.00	154.77	0.00	3810.13	0.00	0.00	0.00	0.00	0.00	0.00	0.00	498
499	06/30/2017	M	0.00	0.00	66.23	3876.36	0.00	0.00	0.00	0.00	0.00	0.00	0.00	499
500	07/01/2017	O	301.00	0.00	0.00	3876.36	0.00	0.00	0.00	0.00	0.00	0.00	0.00	500
501	07/27/2017	P	0.00	152.77	0.00	3876.36	0.00	0.00	0.00	0.00	0.00	0.00	0.00	501
502	07/31/2017	M	0.00	0.00	72.76	3949.12	0.00	0.00	0.00	0.00	0.00	0.00	0.00	502
503	08/01/2017	O	301.00	0.00	0.00	3949.12	0.00	0.00	0.00	0.00	0.00	0.00	0.00	503
504	08/03/2017	P	0.00	152.77	0.00	3949.12	0.00	0.00	0.00	0.00	0.00	0.00	0.00	504
505	08/31/2017	M	0.00	0.00	73.53	4022.65	0.00	0.00	0.00	0.00	0.00	0.00	0.00	505
506	09/01/2017	O	301.00	0.00	0.00	4022.65	0.00	0.00	0.00	0.00	0.00	0.00	0.00	506
507	09/05/2017	P	0.00	152.77	0.00	4022.65	0.00	0.00	0.00	0.00	0.00	0.00	0.00	507
508	09/05/2017	P	0.00	152.77	0.00	4022.65	0.00	0.00	0.00	0.00	0.00	0.00	0.00	508
509	09/22/2017	P	0.00	152.77	0.00	4022.65	0.00	0.00	0.00	0.00	0.00	0.00	0.00	509
510	09/25/2017	P	0.00	152.77	0.00	4022.65	0.00	0.00	0.00	0.00	0.00	0.00	0.00	510
511	09/30/2017	M	0.00	0.00	71.92	4094.57	0.00	0.00	0.00	0.00	0.00	0.00	0.00	511
512	10/01/2017	O	301.00	0.00	0.00	4094.57	0.00	0.00	0.00	0.00	0.00	0.00	0.00	512
513	10/12/2017	P	0.00	152.77	0.00	4094.57	0.00	0.00	0.00	0.00	0.00	0.00	0.00	513
514	10/30/2017	P	0.00	152.77	0.00	4094.57	0.00	0.00	0.00	0.00	0.00	0.00	0.00	514
515	10/31/2017	M	0.00	0.00	71.90	4166.47	0.00	0.00	0.00	0.00	0.00	0.00	0.00	515

Event Date	Event Type	Current Amount Due	NCP Paid	Unadjudicated Interest (On UA)		Unadjudicated Interest (On AA)		Adjudicated Interest		Unadjudicated Penalty		Adjudicated Penalty	
				Adjust Amount	Running Balance	Adjust Amount	Running Balance	Adjust Amount	Running Balance	Adjust Amount	Running Balance	Adjust Amount	Running Balance
516	11/01/2017	O	301.00	0.00	4166.47	0.00	4166.47	0.00	0.00	0.00	1598.30	0.00	0.00
517	11/09/2017	P	0.00	152.77	0.00	4166.47	0.00	0.00	0.00	0.00	1598.30	0.00	0.00
518	11/22/2017	P	0.00	152.77	0.00	4166.47	0.00	0.00	0.00	0.00	1598.30	0.00	0.00
519	11/30/2017	M	0.00	0.00	71.87	4238.34	0.00	0.00	0.00	0.00	1598.30	0.00	0.00
520	12/01/2017	O	301.00	0.00	0.00	4238.34	0.00	0.00	0.00	0.00	1598.30	0.00	0.00
521	12/08/2017	P	0.00	152.77	0.00	4238.34	0.00	0.00	0.00	0.00	1598.30	0.00	0.00
522	12/21/2017	P	0.00	125.00	0.00	4238.34	0.00	0.00	0.00	0.00	1598.30	0.00	0.00
523	12/31/2017	M	0.00	0.00	71.99	4310.33	0.00	0.00	0.00	2.32	1600.62	0.00	0.00
524	01/01/2018	O	301.00	0.00	0.00	4310.33	0.00	0.00	0.00	0.00	1600.62	0.00	0.00
525	01/08/2018	P	0.00	152.77	0.00	4310.33	0.00	0.00	0.00	0.00	1600.62	0.00	0.00
526	01/24/2018	P	0.00	125.00	0.00	4310.33	0.00	0.00	0.00	0.00	1600.62	0.00	0.00
527	01/31/2018	M	0.00	0.00	75.00	4385.33	0.00	0.00	0.00	2.32	1602.94	0.00	0.00
528	02/01/2018	O	301.00	0.00	0.00	4385.33	0.00	0.00	0.00	0.00	1602.94	0.00	0.00
529	02/28/2018	M	0.00	0.00	76.63	4461.96	0.00	0.00	0.00	30.10	1633.04	0.00	0.00
530	03/01/2018	O	301.00	0.00	0.00	4461.96	0.00	0.00	0.00	0.00	1633.04	0.00	0.00
531	03/17/2018	P	0.00	152.77	0.00	4461.96	0.00	0.00	0.00	0.00	1633.04	0.00	0.00
532	03/31/2018	M	0.00	0.00	77.43	4539.39	0.00	0.00	0.00	14.82	1647.86	0.00	0.00
533	04/01/2018	O	301.00	0.00	0.00	4539.39	0.00	0.00	0.00	0.00	1647.86	0.00	0.00
534	04/02/2018	P	0.00	152.77	0.00	4539.39	0.00	0.00	0.00	0.00	1647.86	0.00	0.00
535	04/19/2018	P	0.00	152.77	0.00	4539.39	0.00	0.00	0.00	0.00	1647.86	0.00	0.00
536	04/30/2018	M	0.00	0.00	77.41	4616.80	0.00	0.00	0.00	0.00	1647.86	0.00	0.00
537	05/01/2018	O	301.00	0.00	0.00	4616.80	0.00	0.00	0.00	0.00	1647.86	0.00	0.00
538	05/01/2018	P	0.00	152.77	0.00	4616.80	0.00	0.00	0.00	0.00	1647.86	0.00	0.00
539	05/17/2018	P	0.00	152.77	0.00	4616.80	0.00	0.00	0.00	0.00	1647.86	0.00	0.00
540	05/29/2018	P	0.00	152.77	0.00	4616.80	0.00	0.00	0.00	0.00	1647.86	0.00	0.00
541	05/31/2018	M	0.00	0.00	76.55	4693.35	0.00	0.00	0.00	0.00	1647.86	0.00	0.00
542	06/01/2018	O	301.00	0.00	0.00	4693.35	0.00	0.00	0.00	0.00	1647.86	0.00	0.00
543	06/13/2018	P	0.00	152.77	0.00	4693.35	0.00	0.00	0.00	0.00	1647.86	0.00	0.00
544	06/22/2018	P	0.00	50.00	0.00	4693.35	0.00	0.00	0.00	0.00	1647.86	0.00	0.00
545	06/25/2018	P	0.00	152.77	0.00	4693.35	0.00	0.00	0.00	0.00	1647.86	0.00	0.00
546	06/30/2018	M	0.00	0.00	76.26	4769.61	0.00	0.00	0.00	0.00	1647.86	0.00	0.00
547	07/01/2018	O	301.00	0.00	0.00	4769.61	0.00	0.00	0.00	0.00	1647.86	0.00	0.00
548	07/09/2018	P	0.00	152.77	0.00	4769.61	0.00	0.00	0.00	0.00	1647.86	0.00	0.00

Event Date	Event Type	Current Amount Due	NCP Paid	Unadjudicated Interest (On UA)		Unadjudicated Interest (On AA)		Adjudicated Interest		Unadjudicated Penalty		Adjudicated Penalty		
				Adjust Amount	Running Balance	Adjust Amount	Running Balance	Adjust Amount	Running Balance	Adjust Amount	Running Balance	Adjust Amount	Running Balance	
549	07/24/2018	P	0.00	152.77	0.00	4769.61	0.00	0.00	0.00	0.00	1647.86	0.00	0.00	549
550	07/31/2018	M	0.00	0.00	82.10	4851.71	0.00	0.00	0.00	0.00	1647.86	0.00	0.00	550
551	08/01/2018	O	301.00	0.00	0.00	4851.71	0.00	0.00	0.00	0.00	1647.86	0.00	0.00	551
552	08/06/2018	P	0.00	152.77	0.00	4851.71	0.00	0.00	0.00	0.00	1647.86	0.00	0.00	552
553	08/23/2018	P	0.00	152.77	0.00	4851.71	0.00	0.00	0.00	0.00	1647.86	0.00	0.00	553
554	08/31/2018	M	0.00	0.00	82.07	4933.78	0.00	0.00	0.00	0.00	1647.86	0.00	0.00	554
555	09/01/2018	O	301.00	0.00	0.00	4933.78	0.00	0.00	0.00	0.00	1647.86	0.00	0.00	555
556	09/10/2018	P	0.00	152.77	0.00	4933.78	0.00	0.00	0.00	0.00	1647.86	0.00	0.00	556
557	09/17/2018	P	0.00	152.77	0.00	4933.78	0.00	0.00	0.00	0.00	1647.86	0.00	0.00	557
558	09/30/2018	M	0.00	0.00	82.05	5015.83	0.00	0.00	0.00	0.00	1647.86	0.00	0.00	558
559	10/01/2018	O	301.00	0.00	0.00	5015.83	0.00	0.00	0.00	0.00	1647.86	0.00	0.00	559
560	10/01/2018	P	0.00	152.77	0.00	5015.83	0.00	0.00	0.00	0.00	1647.86	0.00	0.00	560
561	10/15/2018	P	0.00	152.77	0.00	5015.83	0.00	0.00	0.00	0.00	1647.86	0.00	0.00	561
562	10/29/2018	P	0.00	152.77	0.00	5015.83	0.00	0.00	0.00	0.00	1647.86	0.00	0.00	562
563	10/31/2018	M	0.00	0.00	81.13	5096.96	0.00	0.00	0.00	0.00	1647.86	0.00	0.00	563
564	11/01/2018	O	301.00	0.00	0.00	5096.96	0.00	0.00	0.00	0.00	1647.86	0.00	0.00	564
565	11/30/2018	M	0.00	0.00	82.88	5179.84	0.00	0.00	0.00	0.00	1677.96	0.00	0.00	565
566	12/01/2018	O	301.00	0.00	0.00	5179.84	0.00	0.00	0.00	0.00	1677.96	0.00	0.00	566
567	12/31/2018	M	0.00	0.00	84.64	5264.48	0.00	0.00	0.00	0.00	1708.06	0.00	0.00	567
568	01/01/2019	O	301.00	0.00	0.00	5264.48	0.00	0.00	0.00	0.00	1708.06	0.00	0.00	568
569	01/31/2019	M	0.00	0.00	92.57	5357.05	0.00	0.00	0.00	0.00	1738.16	0.00	0.00	569
570	02/01/2019	O	301.00	0.00	0.00	5357.05	0.00	0.00	0.00	0.00	1738.16	0.00	0.00	570
571	02/26/2019	P	0.00	76.38	0.00	5357.05	0.00	0.00	0.00	0.00	1738.16	0.00	0.00	571
572	02/28/2019	M	0.00	0.00	93.97	5451.02	0.00	0.00	0.00	0.00	1760.62	0.00	0.00	572
573	03/01/2019	O	301.00	0.00	0.00	5451.02	0.00	0.00	0.00	0.00	1760.62	0.00	0.00	573
574	03/05/2019	P	0.00	76.38	0.00	5451.02	0.00	0.00	0.00	0.00	1760.62	0.00	0.00	574
575	03/12/2019	P	0.00	76.38	0.00	5451.02	0.00	0.00	0.00	0.00	1760.62	0.00	0.00	575
576	03/19/2019	P	0.00	76.38	0.00	5451.02	0.00	0.00	0.00	0.00	1760.62	0.00	0.00	576
577	03/26/2019	P	0.00	76.38	0.00	5451.02	0.00	0.00	0.00	0.00	1760.62	0.00	0.00	577
578	03/31/2019	M	0.00	0.00	93.94	5544.96	0.00	0.00	0.00	0.00	1760.62	0.00	0.00	578
579	04/01/2019	O	301.00	0.00	0.00	5544.96	0.00	0.00	0.00	0.00	1760.62	0.00	0.00	579
580	04/02/2019	P	0.00	76.38	0.00	5544.96	0.00	0.00	0.00	0.00	1760.62	0.00	0.00	580
581	04/09/2019	P	0.00	76.38	0.00	5544.96	0.00	0.00	0.00	0.00	1760.62	0.00	0.00	581

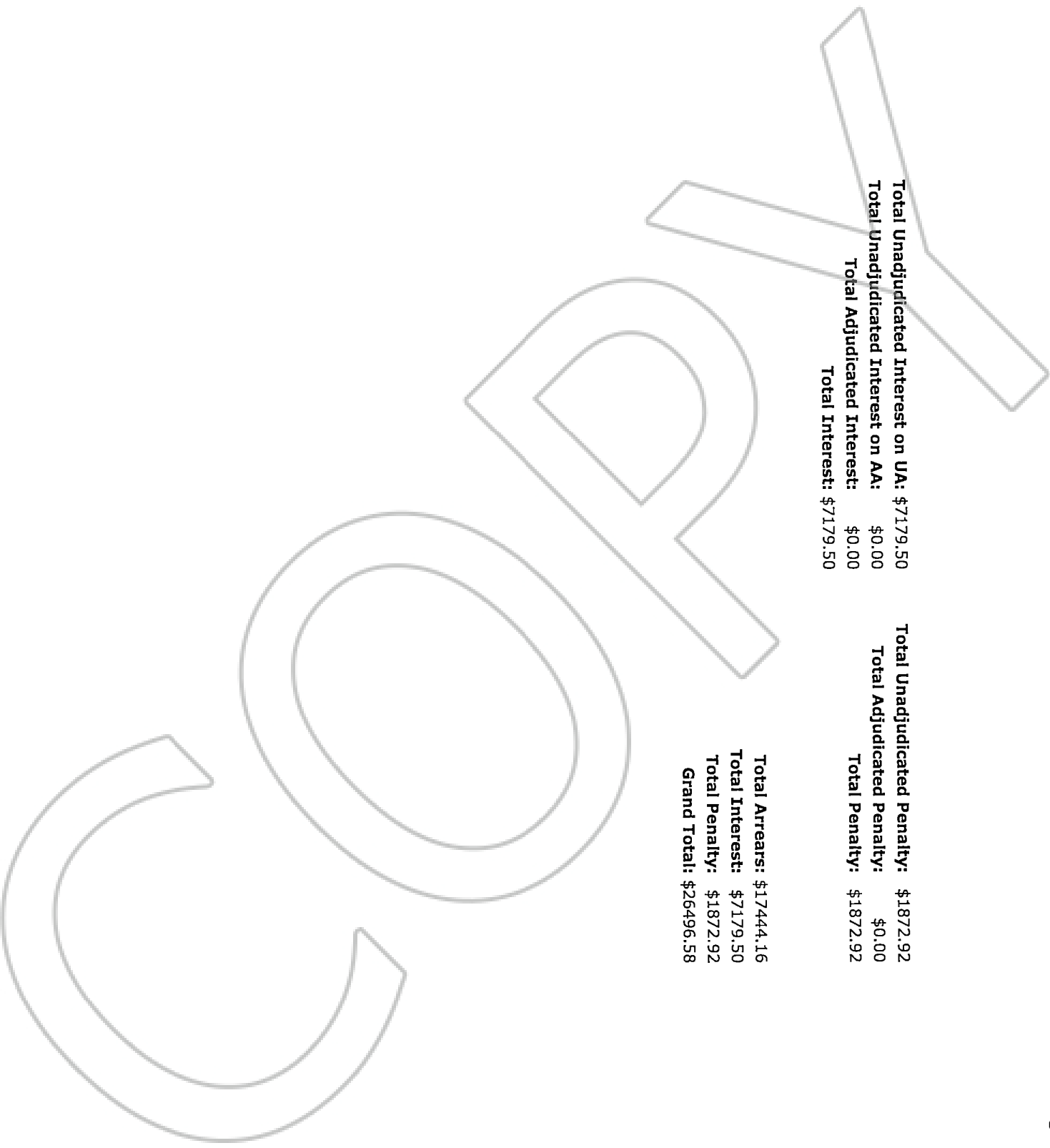
Event Date	Event Type	Current Amount Due	NCP Paid	Unadjudicated Interest (On UA)		Unadjudicated Interest (On AA)		Adjudicated Interest		Unadjudicated Penalty		Adjudicated Penalty	
				Adjst Amount	Running Balance	Adjst Amount	Running Balance	Adjst Amount	Running Balance	Adjst Amount	Running Balance	Adjst Amount	Running Balance
582 04/16/2019	P	0.00	76.38	0.00	5544.96	0.00	0.00	0.00	0.00	0.00	1760.62	0.00	0.00
583 04/23/2019	P	0.00	76.38	0.00	5544.96	0.00	0.00	0.00	0.00	0.00	1760.62	0.00	0.00
584 04/30/2019	P	0.00	76.38	0.00	5544.96	0.00	0.00	0.00	0.00	0.00	1760.62	0.00	0.00
585 04/30/2019	M	0.00	0.00	93.44	5638.40	0.00	0.00	0.00	0.00	0.00	1760.62	0.00	0.00
586 05/01/2019	O	301.00	0.00	0.00	5638.40	0.00	0.00	0.00	0.00	0.00	1760.62	0.00	0.00
587 05/07/2019	P	0.00	76.38	0.00	5638.40	0.00	0.00	0.00	0.00	0.00	1760.62	0.00	0.00
588 05/14/2019	P	0.00	76.38	0.00	5638.40	0.00	0.00	0.00	0.00	0.00	1760.62	0.00	0.00
589 05/21/2019	P	0.00	76.38	0.00	5638.40	0.00	0.00	0.00	0.00	0.00	1760.62	0.00	0.00
590 05/29/2019	P	0.00	76.38	0.00	5638.40	0.00	0.00	0.00	0.00	0.00	1760.62	0.00	0.00
591 05/31/2019	M	0.00	0.00	93.41	5731.81	0.00	0.00	0.00	0.00	0.00	1760.62	0.00	0.00
592 06/01/2019	O	301.00	0.00	0.00	5731.81	0.00	0.00	0.00	0.00	0.00	1760.62	0.00	0.00
593 06/04/2019	P	0.00	76.38	0.00	5731.81	0.00	0.00	0.00	0.00	0.00	1760.62	0.00	0.00
594 06/11/2019	P	0.00	76.38	0.00	5731.81	0.00	0.00	0.00	0.00	0.00	1760.62	0.00	0.00
595 06/18/2019	P	0.00	76.38	0.00	5731.81	0.00	0.00	0.00	0.00	0.00	1760.62	0.00	0.00
596 06/25/2019	P	0.00	76.38	0.00	5731.81	0.00	0.00	0.00	0.00	0.00	1760.62	0.00	0.00
597 06/30/2019	M	0.00	0.00	93.38	5825.19	0.00	0.00	0.00	0.00	0.00	1760.62	0.00	0.00
598 07/01/2019	O	301.00	0.00	0.00	5825.19	0.00	0.00	0.00	0.00	0.00	1760.62	0.00	0.00
599 07/02/2019	P	0.00	76.38	0.00	5825.19	0.00	0.00	0.00	0.00	0.00	1760.62	0.00	0.00
600 07/31/2019	M	0.00	0.00	94.78	5919.97	0.00	0.00	0.00	0.00	0.00	1783.08	0.00	0.00
601 08/01/2019	O	301.00	0.00	0.00	5919.97	0.00	0.00	0.00	0.00	0.00	1783.08	0.00	0.00
602 08/31/2019	M	0.00	0.00	96.67	6016.64	0.00	0.00	0.00	0.00	0.00	1813.18	0.00	0.00
603 09/01/2019	O	301.00	0.00	0.00	6016.64	0.00	0.00	0.00	0.00	0.00	1813.18	0.00	0.00
604 09/30/2019	M	0.00	0.00	98.55	6115.19	0.00	0.00	0.00	0.00	0.00	1843.28	0.00	0.00
605 10/01/2019	O	301.00	0.00	0.00	6115.19	0.00	0.00	0.00	0.00	0.00	1843.28	0.00	0.00
606 10/23/2019	P	0.00	152.77	0.00	6115.19	0.00	0.00	0.00	0.00	0.00	1843.28	0.00	0.00
607 10/31/2019	M	0.00	0.00	99.47	6214.66	0.00	0.00	0.00	0.00	0.00	1858.10	0.00	0.00
608 11/01/2019	O	301.00	0.00	0.00	6214.66	0.00	0.00	0.00	0.00	0.00	1858.10	0.00	0.00
609 11/06/2019	P	0.00	152.77	0.00	6214.66	0.00	0.00	0.00	0.00	0.00	1858.10	0.00	0.00
610 11/30/2019	M	0.00	0.00	100.40	6315.06	0.00	0.00	0.00	0.00	0.00	1872.92	0.00	0.00
611 12/01/2019	O	301.00	0.00	0.00	6315.06	0.00	0.00	0.00	0.00	0.00	1872.92	0.00	0.00
612 12/02/2019	P	0.00	152.77	0.00	6315.06	0.00	0.00	0.00	0.00	0.00	1872.92	0.00	0.00
613 12/02/2019	P	0.00	152.77	0.00	6315.06	0.00	0.00	0.00	0.00	0.00	1872.92	0.00	0.00
614 12/16/2019	P	0.00	152.77	0.00	6315.06	0.00	0.00	0.00	0.00	0.00	1872.92	0.00	0.00

Event Date	Event Type	Current Amount Due	NCP Paid	Unadjudicated Interest (On UA)		Unadjudicated Interest (On AA)		Adjudicated Interest		Unadjudicated Penalty		Adjudicated Penalty	
				Adjust Amount	Running Balance	Adjust Amount	Running Balance	Adjust Amount	Running Balance	Adjust Amount	Running Balance	Adjust Amount	Running Balance
615 12/31/2019	M	0.00	0.00	99.42	6414.48	0.00	0.00	0.00	0.00	0.00	1872.92	0.00	0.00
616 01/01/2020	O	301.00	0.00	0.00	6414.48	0.00	0.00	0.00	0.00	0.00	1872.92	0.00	0.00
617 01/02/2020	P	0.00	152.77	0.00	6414.48	0.00	0.00	0.00	0.00	0.00	1872.92	0.00	0.00
618 01/13/2020	P	0.00	152.77	0.00	6414.48	0.00	0.00	0.00	0.00	0.00	1872.92	0.00	0.00
619 01/31/2020	M	0.00	0.00	89.45	6503.93	0.00	0.00	0.00	0.00	0.00	1872.92	0.00	0.00
620 02/01/2020	O	301.00	0.00	0.00	6503.93	0.00	0.00	0.00	0.00	0.00	1872.92	0.00	0.00
621 02/03/2020	P	0.00	152.77	0.00	6503.93	0.00	0.00	0.00	0.00	0.00	1872.92	0.00	0.00
622 02/11/2020	P	0.00	152.77	0.00	6503.93	0.00	0.00	0.00	0.00	0.00	1872.92	0.00	0.00
623 02/26/2020	P	0.00	152.77	0.00	6503.93	0.00	0.00	0.00	0.00	0.00	1872.92	0.00	0.00
624 02/29/2020	M	0.00	0.00	88.56	6592.49	0.00	0.00	0.00	0.00	0.00	1872.92	0.00	0.00
625 03/01/2020	O	301.00	0.00	0.00	6592.49	0.00	0.00	0.00	0.00	0.00	1872.92	0.00	0.00
626 03/19/2020	P	0.00	152.77	0.00	6592.49	0.00	0.00	0.00	0.00	0.00	1872.92	0.00	0.00
627 03/26/2020	P	0.00	152.77	0.00	6592.49	0.00	0.00	0.00	0.00	0.00	1872.92	0.00	0.00
628 03/31/2020	P	0.00	102.13	0.00	6592.49	0.00	0.00	0.00	0.00	0.00	1872.92	0.00	0.00
629 03/31/2020	M	0.00	0.00	87.96	6680.45	0.00	0.00	0.00	0.00	0.00	1872.92	0.00	0.00
630 04/01/2020	O	301.00	0.00	0.00	6680.45	0.00	0.00	0.00	0.00	0.00	1872.92	0.00	0.00
631 04/30/2020	M	0.00	0.00	89.66	6770.11	0.00	0.00	0.00	0.00	0.00	1872.92	0.00	0.00
632 05/01/2020	O	301.00	0.00	0.00	6770.11	0.00	0.00	0.00	0.00	0.00	1872.92	0.00	0.00
633 05/31/2020	M	0.00	0.00	91.35	6861.46	0.00	0.00	0.00	0.00	0.00	1872.92	0.00	0.00
634 06/01/2020	O	301.00	0.00	0.00	6861.46	0.00	0.00	0.00	0.00	0.00	1872.92	0.00	0.00
635 06/30/2020	M	0.00	0.00	93.04	6954.50	0.00	0.00	0.00	0.00	0.00	1872.92	0.00	0.00
636 07/01/2020	O	301.00	0.00	0.00	6954.50	0.00	0.00	0.00	0.00	0.00	1872.92	0.00	0.00
637 07/31/2020	M	0.00	0.00	73.68	7028.18	0.00	0.00	0.00	0.00	0.00	1872.92	0.00	0.00
638 08/01/2020	O	301.00	0.00	0.00	7028.18	0.00	0.00	0.00	0.00	0.00	1872.92	0.00	0.00
639 08/31/2020	M	0.00	0.00	75.00	7103.18	0.00	0.00	0.00	0.00	0.00	1872.92	0.00	0.00
640 09/01/2020	O	301.00	0.00	0.00	7103.18	0.00	0.00	0.00	0.00	0.00	1872.92	0.00	0.00
641 09/30/2020	M	0.00	0.00	76.32	7179.50	0.00	0.00	0.00	0.00	0.00	1872.92	0.00	0.00
Totals:		\$48762.00	\$32028.87	\$0.00	\$7179.50	\$0.00	\$0.00	\$0.00	\$0.00	\$0.00	\$1872.92	\$0.00	\$0.00

Total Unadjudicated Interest on UA: \$7179.50
Total Unadjudicated Interest on AA: \$0.00
Total Adjudicated Interest: \$0.00
Total Interest: \$7179.50

Total Unadjudicated Penalty: \$1872.92
Total Adjudicated Penalty: \$0.00
Total Penalty: \$1872.92

Total Arrears: \$17444.16
Total Interest: \$7179.50
Total Penalty: \$1872.92
Grand Total: \$26496.58



Nevada Child Support Guidelines Calculator

A free web application tool to calculate the child support guidelines obligation.

Primary Custody

Switch to Joint/Mixed

Clear

Respondent's Gross Monthly Income:

1300.00

Children in Petitioner's custody:

1

Respondent's Obligation: \$

184

Calculate

Copy

Respondent's Gross Monthly Income: \$1,300.00

Number of Children: 1

For 1 child,
and Gross Monthly Income above \$1,282.00 and
up to \$1,310.00 the 2020 Low-Income Payers table
Obligation amount is \$184.00.

Respondent's Obligation: \$184.00

Show User Guide

2020 - Nevada Child Support Guidelines Calculator

Website Disclaimer

Please read this disclaimer carefully before using this website. All information posted is merely for informational purposes as it relates to child support cases in the State of Nevada. It should not be considered legal advice. The court has the ability to make adjustments to any estimated obligation. Should you decide to act upon any information on this website, you do so at your own risk. While the information on this website has been verified to the best of our abilities, we cannot guarantee that there are no mistakes or errors. We reserve the right to change this policy at any given time. If you want to make sure that you are up to date with the latest changes, we advise you to frequently visit this website.

EXHIBIT B

COPY

CERTIFIED COPY

The document to which this certificate is attached is a full, true and correct copy of the original in file and of record in my office.

DATE November 24, 2000

BOBBIE R. WILLIAMS - Clerk of Court
of the State of Nevada, in and for the County of Douglas,

By [Signature] Deputy