



00125837202109593700370379

KAREN ELLISON, RECORDER

1
2
3
4
5
6
7
8
9
10
11
12
13
14
15
16
17
18
19
20
21
22
23
24
25
26
27
28

APN # _____

Recording Requested by and returned to:

(for Recorder's use only)

Name: Division of Welfare and Supportive Services

Child Support Enforcement

Address: 300 E. Second St., Ste. 1200

City/State/Zip: Reno, NV 89501-1580

Release of Lien (RELN)

Judgment and Order

Stipulation and Order

Other:

OBLIGOR'S NAME: MICHAEL CHRISTIAN GRIMES

UPI #: 159-04-7000C

This page added to provide additional information required by NRS 111.312 Sections 1-2.

(Additional recording fee applies.)

This cover page must be typed or printed.

1 CASE NO. 2020 UR 00016

2 DEPT. NO. I

3
4 **IN THE NINTH JUDICIAL DISTRICT COURT OF THE STATE OF NEVADA**

5 **IN AND FOR THE COUNTY OF DOUGLAS**

6 DIVISION OF WELFARE AND SUPPORTIVE SERVICES
7 AND RACHAEL ELAINE BENVENUTTI
8 Obligees,


AFFIDAVIT OF RECORDATION


8 Vs.

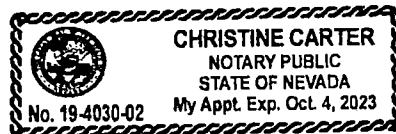
9 MICHAEL CHRISTIAN GRIMES
10 Obligor
_____ /

11 I, Martin Hernandez, hereby swear and affirm under penalty of perjury that the following assertions are true:

- 12 1. That affiant is, and at all times mentioned herein was, a citizen of the State of Nevada, over the
- 13 age of twenty-one years of age, and an employee of the Division of Welfare and Supportive
- 14 Services Child Support Enforcement Office managing the legal process under Case Number
- 15 159-04-7000C.
- 16 2. That this affidavit and Judgment and Order is being filed pursuant to NRS125B.142 and
- 17 NRS17.150, and when so recorded shall become a lien upon all the real property of the Obligor.
- 18 3. That the Obligor's name is Michael Christian Grimes, whose address, Social Security number
- 19 and date of birth is confidential on file with the Division of Welfare and Supportive Services
- 20 Child Support Enforcement Office.
- 21 4. That attached hereto is a certified copy of the Judgment and Order filed on December 21, 2020.

22
23
24 
25 Martin Hernandez
Administrative Assistant II

26 State of Nevada, County of Washoe
27 Subscribed and sworn before me this
30th day of December, 2020
28 
NOTARY PUBLIC



INSTRUCTIONS TO RECORDER

Obligor: Michael Christian Grimes

Obligee: Rachael Elaine Benvenuti

Date: December 30, 2020

From: Martin Hernandez, Administrative Assistant II, Division of Welfare and Supportive
Services Child Support Enforcement Office

Enclosed: Certified copy of Child Support Judgment and Order

In accordance with NRS125B.142 and NRS17.150, on the behalf of the Division please record the
attached Affidavit and Judgment and Order at the request of the Division of Welfare and Supportive
Services Child Support Enforcement Office.

Please note: If the judgment is a Stipulation and Order, they should be recorded as one document.

Thank you for your assistance. If you have any questions or concerns, please call me at
(775) 448-5168.

COPY

1 Case No. 2020 UR 00016

RECEIVED

FILED

2 Dept No. I

DEC 18 2020

2020 DEC 21 AM 10:25

Douglas County
District Court Clerk

BOBBIE R. WILLIAMS
CLERK

M. BIAGGINI DEPUTY

3
4
5
6 IN THE NINTH JUDICIAL DISTRICT COURT OF THE STATE OF NEVADA

7 IN AND FOR THE COUNTY OF DOUGLAS

8
9 DIVISION OF WELFARE AND SUPPORTIVE SERVICES
AND RACHAEL ELAINE BENVENUTTI

10 Obligees,

11 Vs.

12 MICHAEL CHRISTIAN GRIMES

13 Obligor,

14 _____/

15 **JUDGMENT AND ORDER**

16 *The undersigned does hereby affirm this document does not contain the social security number of any*
17 *person, pursuant to NRS 239B.030.*

18 This matter was heard on November 20, 2020 for Employment Review. The Court Master
19 with the following were present:

20 Obligee: Present, via telephone

21 Obligor: Present, via telephone

22 Presented by: Perla Martinez Silva Division of Welfare and Support Services
23 Child Support Enforcement

24 After considering all the evidence, the Master hereby makes the following Findings and

25 Recommendations:

26 The Obligor is the parent of the following children:

27 NAME

DOB

LONDYNN OCEAN GRIMES

JUNE 05, 2008

28 SAYLOR MARINA GRIMES

SEPTEMBER 10, 2010

1 Using Obligor's testimony, Obligor's gross monthly earnings are \$1,800.00. Pursuant
2 to the formula prescribed within NRS 125B.080 and NAC 425 et seq., 22% of those
3 earnings, the state calculates an obligation of \$396.00 per month.

4 The monthly child support obligation recommended in paragraph 1 below is adjusted
5 based on the following considerations contained in NAC 425.150:

- 6 Any special educational needs of the child: _____ N/A;
- 7 The legal responsibility of the parties for the support of others: _____ N/A;
- 8 The value of services contributed by either party: _____ N/A;
- 9 Any public assistance paid to support the child: _____ N/A;
- 10 The cost of transportation of the child to and from visitation: _____ N/A;
- 11 The relative income of both households: _____ N/A;
- 12 Any other necessary expenses for the benefit of the child: _____ N/A;
- 13 The Obligor's ability to pay: _____ N/A;
- 14 The child(ren)'s derivative benefit from a federal public benefit: _____ N/A.

15 The child support amount recommended by the Court Master (set out in paragraph 1
16 below) deviates from the statutory percentage under NAC 425 et seq., based on the
17 Obligor's cost of insurance for the child(ren) in the amount of N/A. NAC 425.135

18 The monthly child support amount recommended in paragraph 1 below deviates/is
19 adjusted from the statutory percentage under NRS 125B.080 and NAC 425 et seq.,
20 based on the reasonable cost of child care in amount of N/A and the Obligor will share
21 the equitable amount of N/A as part of the monthly child support obligation. NAC
22 425.130. The Obligee testified that there is no daycare cost at this time.

23 RECOMMENDED ORDER IS:

24 1. Ongoing support is ordered in the amount of \$396.00 per month beginning
25 August 1, 2020. The obligation for Child Support continues until the child turns 18
26 years of age, or until the child turns 19 years of age if the child is enrolled in High
27 School. NRS 425.300. However, this obligation to support a child is affected by a
28 child's ability to live on their own (NRS129.080 to 129.140 – legal emancipation) or
when applicable, continued financial support beyond the age of majority per NRS
125B.110.

2. The Obligor is responsible for **child support** arrears for the period of

1 February 1, 2011 through June 30, 2020.

2 A judgment is entered against the Obligor for **child support** arrears as follows:

3 Principal in the amount of \$15,684.30

4 Interest in the amount of \$4,649.71

5 Penalty in the amount of \$1,917.76

6 For a total judgment of \$22,251.77 to be repaid at \$100.00 per month beginning
7 August 1, 2020.

8 All payments MUST be made in the form of a money order, cashier's check or business check
9 and payable to **STATE COLLECTION AND DISBURSEMENT UNIT (SCaDU)** and sent
10 to:

11 **STATE COLLECTION AND DISBURSEMENT UNIT (SCaDU)**

12 **P.O. BOX 98950**

13 **LAS VEGAS, NV 89193-89501**

14 The following information must be included with each payment:

- 15 A. Name (first, middle, last) of person responsible for paying child support.
16 B. Social Security Number of person responsible for paying child support.
17 C. Child support case number 159-04-7000C listed on each payment.
18 D. Name of custodian (first and last name of person receiving child support).

19 **PAYMENT OF SUPPORT IS TO BE AS PROVIDED HEREIN, AND THE GIVING OF**
20 **GIFTS, OF MAKING PURCHASES OF FOOD, CLOTHING AND THE LIKE WILL**
21 **NOT FULFILL THE OBLIGATION. NOTICE: NO CREDIT WILL BE GIVEN FOR**
22 **PAYMENTS PAID DIRECTLY TO THE OBLIGEE.**

23 3. All payments shall be made by immediate income withholding. If your full obligation
24 is not met by the amount withheld by your employer, you are responsible to pay the
25 difference between your court ordered obligation and the amount withheld by your
26 employer directly to the STATE COLLECTION AND DISBURSEMENT UNIT
27 (SCaDU). If you fail to do so you will be subject to the assessment of penalties and
28 interest. You may avoid these additional costs by making your current child support
payments each month.

1 4. The Obligee will cover the children's medical, vision, or dental health insurance
2 needs using either a private for fee insurance plan or public insurance plan. The Obligor
3 will pay \$72.00 for the monthly medical cash support. NAC 425.135.

4 5. Pursuant NRS 425.382 et seq. and NAC 425 et seq., expenses for health care which
5 are not reimbursed through insurance, including expenses for medical, surgical, dental,
6 orthodontic and optical expenses, must be shared equally by both parents. If a parent
7 seeks reimbursement for a child's medical/dental expense not covered by insurance, that
8 parent must send proof of the expense to the other parent within 30 days of paying that
9 bill. The other parent then has 30 days to reimburse the paying parent 1/2 the cost of
10 that bill. The parents are required to comply with this provision for reimbursement
11 under this provision. The parents seeking enforcement of this provision must either go
12 to small claims court or district court to obtain a judgment against the other parent
13 before CSEP is required to collect on that judgment.

14 6. The Obligor shall keep the Division of Welfare and Supportive Services informed of
15 any change regarding current residential and/or mailing address, employment and of
16 access to health insurance coverage in WRITING (including health insurance policy
17 information) within 10 days of such change.

18 7. Obligor shall be responsible for ALL child support and judgment payments due.
19 Payment is to be made directly to the STATE COLLECTION AND
20 DISBURSEMENT UNIT (SCaDU). At any time withholding does not occur, Obligor
21 must make voluntary payments to the STATE COLLECTION AND DISBURSEMENT
22 UNIT (SCaDU).

23 8. Effective July 1, 2004 simple interest will accrue on all adjudicated arrears balances
24 (including payment in lieu of medical insurance) and spousal support balances, for
25 cases with a Nevada controlling order pursuant to NRS 99.040. Interest assessed by a
26 judgment of the court prior to July 1, 2004 will be enforced. Interest on the judgment
27 shall accrue at the rate established by NRS 125B.140(2)(c)(1).
28

1 9. A 10% penalty will be assessed on each unpaid installment, or portion thereof, of an
2 obligation to pay child support for a child, pursuant to NRS 125B.095 until January 31,
3 2020. All penalties accrued through that date will be enforced/collected until the
4 amount is paid in full.

5 10. The State of Nevada has continuing exclusive jurisdiction for enforcement and
6 modification purposes pursuant to the Full Faith and Credit for Child Support Orders
7 Act.

8 11. The Master finds that these Recommendations are in the best interest of the child(ren).
9 It is further ordered that: All previously ordered amounts and provisions for the month of July
10 2020 will remain in effect.

11 ///
12 ///
13 ///
14 ///
15 ///
16 ///
17 ///
18 ///
19 ///
20 ///
21 ///
22 ///
23 ///
24 ///
25 ///
26 ///
27 ///
28 ///

SUPPORT OBLIGATION BREAKDOWN AS FOLLOWS:

Child Support.....	<u>\$244.00</u>	Effective <u>July 1, 2020</u>
Child Support.....	<u>\$396.00</u>	Effective <u>August 1, 2020</u>
Child Support Arrearages.....	<u>\$100.00</u>	Effective <u>July 1, 2020</u>
Child Support Arrearages.....	<u>\$100.00</u>	Effective <u>August 1, 2020</u>
Medical Cash.....	<u>\$72.00</u>	Effective <u>August 1, 2020</u>
Medical Cash.....	<u>\$0.00</u>	Effective <u>July 1, 2020</u>
TOTAL PAYMENT.....	<u>\$344.00</u>	Effective <u>July 1, 2020</u>
TOTAL PAYMENT.....	<u>\$568.00</u>	Effective <u>August 1, 2020</u>

Pursuant to NRS 125B.145 this Order may be reviewed every three (3) years and is subject to future modifications.

NOTICE: Pursuant to NAC 425.165, if you want to adjust the amount of child support established in this order, you MUST file a motion to modify the order with or submit a stipulation to the court. If a motion to modify the order is not filed or a stipulation is not submitted, the child support obligation established in this order will continue until such time as all children who are the subject of this order reach 18 years of age or, if the youngest child who is subject to this order is still in high school when he or she reaches 18 years of age, when the child graduates from high school or reaches 19 years of age, whichever comes first. Unless the parties agree otherwise in a stipulation, any modification made pursuant to a motion to modify the order will be effective as of the date the motion was filed.

Unless a stay of this Order is obtained from District Court, all enforcement procedures including, but not limited to wage withholding, garnishment, liens and the attachment of federal income tax returns will be undertaken upon entry of this order.

IT IS SO RECOMMENDED.

This 23 day of Nov, 2020.


COURT MASTER

1 **NOTICE OF RIGHT TO WAIVE OBJECTION**

2 The Obligor waives the ten (10) days for objection to the Master's Report, and
3 this report may be submitted to the District Court immediately.

4 The Obligee waives the ten (10) days for objection to the Master's Report, and
5 this report may be submitted to the District Court immediately.

6 Receipt of the Master's Recommendation is acknowledged by my signature below.

7 MICHAEL CHRISTIAN GRIMES, Obligor

8 RACHAEL ELAINE BENVENUTTI, Obligee

9 **NOTICE OF RIGHT TO OBJECTION**

10 Objections are governed by NRS 425.3844. You have 10 (ten) days from receipt of this
11 recommendation to file your objection. A failure to file and serve a written objection will
12 result in final Judgment being ordered by District Court.

13 Objections to this Order **must be filed** with the Ninth Judicial District Court of the State of
14 Nevada and **served upon** the other party and the Division of Welfare and Supportive
15 Services at 300 East Second Street Suite 1200, Reno, NV 89501.

16 You must submit your objection to the Court Clerk for filing by submitting your original
17 objection and two copies. Legal advice regarding your objection will not be provided.

18 For information on obtaining a objection packet or the objection process please call the
19 **Division of Welfare and Supportive Services at (775) 448-5150 located at 300 East
20 Second Street Suite 1200, Reno, NV 89501.**

21 **ORDER**

22 The Court, having reviewed the above and foregoing Master's Report prepared by the Court


23 Master and,

24 The Obligor having waived the right to object thereto.

25 No timely objection having been filed hereto.

26 **IT IS HEREBY ORDERED that the Master's Findings and Recommendations are
27 affirmed and adopted.**

28 Dated: December 21, 2020.


DISTRICT JUDGE

1 Case No. 2020 UR 00016

2 Dept No. I

3
4
5
6 IN THE NINTH JUDICIAL DISTRICT COURT OF THE STATE OF NEVADA
7 IN AND FOR THE COUNTY OF DOUGLAS

8
9 DIVISION OF WELFARE AND SUPPORTIVE SERVICES
10 AND RACHAEL ELAINE BENVENUTTI
11 Obligees,

12 Vs.

13 MICHAEL CHRISTIAN GRIMES
14 Obligor

15 **CERTIFICATE OF MAILING**

16 Pursuant to NRCP 5(b), I certify that on this date I deposited for mailing, postage
17 prepaid, at Reno, Nevada, a true copy of the attached document addressed to:

18 RACHAEL BENVENUTTI
19 CONFIDENTIAL
20 IN FILE

21 MICHAEL GRIMES
22 CONFIDENTIAL
23 IN FILE

24 DATED: DECEMBER 30th, 2020

25 SIGNED: 
26  Christine Carter
27 ADMINISTRATIVE ASSISTANT II

28 DOCUMENTS: JUDGMENT AND ORDER
CASE NO. 2020 UR 00016

Custodian Financial Audit (part 1 of 2)

Run Date: 11/02/2020
Run Time: 11:14 AM

NCP Name: Grimes, Michael
CST Name: Benvenuti, Rachel

Case ID: 159047000C
Docket#: 2020-UR-00016
Prepared By: ASCHWITT
Last Updated By: PMARTINE

Office: 03
Prepared By Date: 11/02/2020
Last Updated By Date: 10/15/2020

Provision Type: Child Support

Event Date	Event Type	Current Amount Due	NCP Paid	Unadjudicated Arrears		Adjudicated Arrears	
				Adjustment Amount	Running Balance	Adjustment Amount	Running Balance
02/01/2011	J	0.00	0.00	0.00	0.00	0.00	0.00
02/01/2011	O	200.00	0.00	200.00	200.00	0.00	0.00
02/28/2011	M	0.00	0.00	0.00	200.00	0.00	0.00
03/01/2011	O	200.00	0.00	200.00	400.00	0.00	0.00
03/31/2011	M	0.00	0.00	0.00	400.00	0.00	0.00
04/01/2011	O	200.00	0.00	200.00	600.00	0.00	0.00
04/30/2011	M	0.00	0.00	0.00	600.00	0.00	0.00
05/01/2011	O	200.00	0.00	200.00	800.00	0.00	0.00
05/31/2011	M	0.00	0.00	0.00	800.00	0.00	0.00
06/01/2011	O	200.00	0.00	200.00	1000.00	0.00	0.00
06/30/2011	M	0.00	0.00	0.00	1000.00	0.00	0.00
07/01/2011	O	200.00	0.00	200.00	1200.00	0.00	0.00
07/31/2011	M	0.00	0.00	0.00	1200.00	0.00	0.00
08/01/2011	O	200.00	0.00	200.00	1400.00	0.00	0.00
08/31/2011	M	0.00	0.00	0.00	1400.00	0.00	0.00
09/01/2011	O	200.00	0.00	200.00	1600.00	0.00	0.00
09/15/2011	P	0.00	60.00	-60.00	1540.00	0.00	0.00
09/30/2011	M	0.00	0.00	0.00	1540.00	0.00	0.00
10/01/2011	O	200.00	0.00	200.00	1740.00	0.00	0.00
10/31/2011	M	0.00	0.00	0.00	1740.00	0.00	0.00
11/01/2011	O	200.00	0.00	200.00	1940.00	0.00	0.00

11/2/2020
A

Event Date	Event Type	Current Amount Due	NCP Paid	Unadjudicated Arrears		Adjudicated Arrears		
				Adjustment Amount	Running Balance	Adjustment Amount	Running Balance	
22	11/30/2011	M	0.00	0.00	1940.00	0.00	0.00	22
23	12/01/2011	O	200.00	200.00	2140.00	0.00	0.00	23
24	12/31/2011	M	0.00	0.00	2140.00	0.00	0.00	24
25	01/01/2012	O	200.00	200.00	2340.00	0.00	0.00	25
26	01/31/2012	M	0.00	0.00	2340.00	0.00	0.00	26
27	02/01/2012	O	200.00	200.00	2540.00	0.00	0.00	27
28	02/29/2012	M	0.00	0.00	2540.00	0.00	0.00	28
29	03/01/2012	O	200.00	200.00	2740.00	0.00	0.00	29
30	03/26/2012	P	0.00	-17.46	2722.54	0.00	0.00	30
31	03/31/2012	M	0.00	0.00	2722.54	0.00	0.00	31
32	04/01/2012	O	200.00	200.00	2922.54	0.00	0.00	32
33	04/02/2012	P	0.00	-14.75	2907.79	0.00	0.00	33
34	04/09/2012	P	0.00	-14.75	2893.04	0.00	0.00	34
35	04/16/2012	P	0.00	-14.75	2878.29	0.00	0.00	35
36	04/23/2012	P	0.00	-14.75	2863.54	0.00	0.00	36
37	04/30/2012	M	0.00	0.00	2863.54	0.00	0.00	37
38	05/01/2012	O	200.00	200.00	3063.54	0.00	0.00	38
39	05/07/2012	P	0.00	-31.00	3032.54	0.00	0.00	39
40	05/14/2012	P	0.00	-14.75	3017.79	0.00	0.00	40
41	05/21/2012	P	0.00	-14.75	3003.04	0.00	0.00	41
42	05/31/2012	M	0.00	0.00	3003.04	0.00	0.00	42
43	06/01/2012	O	200.00	200.00	3203.04	0.00	0.00	43
44	06/30/2012	M	0.00	0.00	3203.04	0.00	0.00	44
45	07/01/2012	O	200.00	200.00	3403.04	0.00	0.00	45
46	07/31/2012	M	0.00	0.00	3403.04	0.00	0.00	46
47	08/01/2012	O	300.00	300.00	3703.04	0.00	0.00	47
48	08/09/2012	P	0.00	-210.00	3493.04	0.00	0.00	48
49	08/31/2012	M	0.00	0.00	3493.04	0.00	0.00	49
50	09/01/2012	O	300.00	300.00	3793.04	0.00	0.00	50
51	09/14/2012	P	0.00	-252.00	3541.04	0.00	0.00	51
52	09/30/2012	M	0.00	0.00	3541.04	0.00	0.00	52
53	10/01/2012	O	300.00	300.00	3841.04	0.00	0.00	53
54	10/03/2012	P	0.00	-171.00	3670.04	0.00	0.00	54
55	10/31/2012	M	0.00	0.00	3670.04	0.00	0.00	55

Event Date	Event Type	Current Amount Due	NCP Paid	Unadjudicated Arrears		Adjudicated Arrears		
				Adjustment Amount	Running Balance	Adjustment Amount	Running Balance	
56	11/01/2012	O	300.00	0.00	3970.04	0.00	0.00	56
57	11/30/2012	M	0.00	0.00	3970.04	0.00	0.00	57
58	12/01/2012	O	300.00	300.00	4270.04	0.00	0.00	58
59	12/31/2012	M	0.00	0.00	4270.04	0.00	0.00	59
60	01/01/2013	O	300.00	300.00	4570.04	0.00	0.00	60
61	01/31/2013	M	0.00	0.00	4570.04	0.00	0.00	61
62	02/01/2013	O	300.00	300.00	4870.04	0.00	0.00	62
63	02/28/2013	M	0.00	0.00	4870.04	0.00	0.00	63
64	03/01/2013	O	300.00	300.00	5170.04	0.00	0.00	64
65	03/31/2013	M	0.00	0.00	5170.04	0.00	0.00	65
66	04/01/2013	O	300.00	300.00	5470.04	0.00	0.00	66
67	04/30/2013	M	0.00	0.00	5470.04	0.00	0.00	67
68	05/01/2013	O	300.00	300.00	5770.04	0.00	0.00	68
69	05/31/2013	M	0.00	0.00	5770.04	0.00	0.00	69
70	06/01/2013	O	300.00	300.00	6070.04	0.00	0.00	70
71	06/03/2013	P	0.00	124.20	5945.84	0.00	0.00	71
72	06/30/2013	M	0.00	0.00	5945.84	0.00	0.00	72
73	07/01/2013	O	300.00	300.00	6245.84	0.00	0.00	73
74	07/31/2013	M	0.00	0.00	6245.84	0.00	0.00	74
75	08/01/2013	O	300.00	300.00	6545.84	0.00	0.00	75
76	08/31/2013	M	0.00	0.00	6545.84	0.00	0.00	76
77	09/01/2013	O	300.00	300.00	6845.84	0.00	0.00	77
78	09/30/2013	M	0.00	0.00	6845.84	0.00	0.00	78
79	10/01/2013	O	300.00	300.00	7145.84	0.00	0.00	79
80	10/31/2013	M	0.00	0.00	7145.84	0.00	0.00	80
81	11/01/2013	O	300.00	300.00	7445.84	0.00	0.00	81
82	11/30/2013	M	0.00	0.00	7445.84	0.00	0.00	82
83	12/01/2013	O	300.00	300.00	7745.84	0.00	0.00	83
84	12/23/2013	P	0.00	157.85	7587.99	0.00	0.00	84
85	12/31/2013	M	0.00	0.00	7587.99	0.00	0.00	85
86	01/01/2014	O	300.00	300.00	7887.99	0.00	0.00	86
87	01/06/2014	P	0.00	157.85	7730.14	0.00	0.00	87
88	01/21/2014	P	0.00	160.84	7569.30	0.00	0.00	88
89	01/31/2014	M	0.00	0.00	7569.30	0.00	0.00	89

	Event Date	Event Type	Current Amount Due	NCP Paid	Unadjudicated Arrears		Adjudicated Arrears		
					Adjustment Amount	Running Balance	Adjustment Amount	Running Balance	
90	02/01/2014	O	300.00	0.00	300.00	7869.30	0.00	0.00	90
91	02/03/2014	P	0.00	157.85	-157.85	7711.45	0.00	0.00	91
92	02/18/2014	P	0.00	160.84	-160.84	7550.61	0.00	0.00	92
93	02/28/2014	M	0.00	0.00	0.00	7550.61	0.00	0.00	93
94	03/01/2014	O	300.00	0.00	300.00	7850.61	0.00	0.00	94
95	03/03/2014	P	0.00	157.85	-157.85	7692.76	0.00	0.00	95
96	03/17/2014	P	0.00	160.84	-160.84	7531.92	0.00	0.00	96
97	03/31/2014	P	0.00	97.80	-97.80	7434.12	0.00	0.00	97
98	03/31/2014	M	0.00	0.00	0.00	7434.12	0.00	0.00	98
99	04/01/2014	O	300.00	0.00	300.00	7734.12	0.00	0.00	99
100	04/14/2014	P	0.00	157.85	-157.85	7576.27	0.00	0.00	100
101	04/28/2014	P	0.00	160.84	-160.84	7415.43	0.00	0.00	101
102	04/30/2014	M	0.00	0.00	0.00	7415.43	0.00	0.00	102
103	05/01/2014	O	300.00	0.00	300.00	7715.43	0.00	0.00	103
104	05/12/2014	P	0.00	157.85	-157.85	7557.58	0.00	0.00	104
105	05/30/2014	P	0.00	160.84	-160.84	7396.74	0.00	0.00	105
106	05/31/2014	M	0.00	0.00	0.00	7396.74	0.00	0.00	106
107	06/01/2014	O	300.00	0.00	300.00	7696.74	0.00	0.00	107
108	06/10/2014	P	0.00	157.85	-157.85	7538.89	0.00	0.00	108
109	06/23/2014	P	0.00	141.05	-141.05	7397.84	0.00	0.00	109
110	06/30/2014	M	0.00	0.00	0.00	7397.84	0.00	0.00	110
111	07/01/2014	O	300.00	0.00	300.00	7697.84	0.00	0.00	111
112	07/09/2014	P	0.00	157.85	-157.85	7539.99	0.00	0.00	112
113	07/22/2014	P	0.00	160.84	-160.84	7379.15	0.00	0.00	113
114	07/31/2014	M	0.00	0.00	0.00	7379.15	0.00	0.00	114
115	08/01/2014	O	300.00	0.00	300.00	7679.15	0.00	0.00	115
116	08/06/2014	P	0.00	157.85	-157.85	7521.30	0.00	0.00	116
117	08/18/2014	P	0.00	279.56	-279.56	7241.74	0.00	0.00	117
118	08/31/2014	M	0.00	0.00	0.00	7241.74	0.00	0.00	118
119	09/01/2014	O	300.00	0.00	300.00	7541.74	0.00	0.00	119
120	09/16/2014	P	0.00	40.84	-40.84	7500.90	0.00	0.00	120
121	09/30/2014	P	0.00	142.36	-142.36	7358.54	0.00	0.00	121
122	09/30/2014	M	0.00	0.00	0.00	7358.54	0.00	0.00	122
123	10/01/2014	O	300.00	0.00	300.00	7658.54	0.00	0.00	123

Event Date	Event Type	Current Amount Due	NCP Paid	Unadjudicated Arrears		Adjudicated Arrears			
				Adjustment Amount	Running Balance	Adjustment Amount	Running Balance		
124	10/15/2014	P	0.00	78.82	-78.82	7579.72	0.00	0.00	124
125	10/28/2014	P	0.00	88.51	-88.51	7491.21	0.00	0.00	125
126	10/31/2014	M	0.00	0.00	0.00	7491.21	0.00	0.00	126
127	11/01/2014	O	300.00	0.00	300.00	7791.21	0.00	0.00	127
128	11/30/2014	M	0.00	0.00	0.00	7791.21	0.00	0.00	128
129	12/01/2014	O	300.00	0.00	300.00	8091.21	0.00	0.00	129
130	12/31/2014	M	0.00	0.00	0.00	8091.21	0.00	0.00	130
131	01/01/2015	O	300.00	0.00	300.00	8391.21	0.00	0.00	131
132	01/09/2015	P	0.00	60.93	-60.93	8330.28	0.00	0.00	132
133	01/09/2015	P	0.00	96.92	-96.92	8233.36	0.00	0.00	133
134	01/23/2015	P	0.00	84.72	-84.72	8148.64	0.00	0.00	134
135	01/23/2015	P	0.00	53.26	-53.26	8095.38	0.00	0.00	135
136	01/31/2015	M	0.00	0.00	0.00	8095.38	0.00	0.00	136
137	02/01/2015	O	300.00	0.00	300.00	8395.38	0.00	0.00	137
138	02/06/2015	P	0.00	93.98	-93.98	8301.40	0.00	0.00	138
139	02/06/2015	P	0.00	59.08	-59.08	8242.32	0.00	0.00	139
140	02/20/2015	P	0.00	69.36	-69.36	8172.96	0.00	0.00	140
141	02/20/2015	P	0.00	43.60	-43.60	8129.36	0.00	0.00	141
142	02/28/2015	M	0.00	0.00	0.00	8129.36	0.00	0.00	142
143	03/01/2015	O	300.00	0.00	300.00	8429.36	0.00	0.00	143
144	03/06/2015	P	0.00	96.92	-96.92	8332.44	0.00	0.00	144
145	03/06/2015	P	0.00	60.93	-60.93	8271.51	0.00	0.00	145
146	03/20/2015	P	0.00	76.50	-76.50	8195.01	0.00	0.00	146
147	03/20/2015	P	0.00	48.09	-48.09	8146.92	0.00	0.00	147
148	03/31/2015	M	0.00	0.00	0.00	8146.92	0.00	0.00	148
149	04/01/2015	O	300.00	0.00	300.00	8446.92	0.00	0.00	149
150	04/03/2015	P	0.00	73.61	-73.61	8373.31	0.00	0.00	150
151	04/03/2015	P	0.00	46.27	-46.27	8327.04	0.00	0.00	151
152	04/17/2015	P	0.00	96.92	-96.92	8230.12	0.00	0.00	152
153	04/17/2015	P	0.00	60.92	-60.92	8169.20	0.00	0.00	153
154	04/30/2015	M	0.00	0.00	0.00	8169.20	0.00	0.00	154
155	05/01/2015	O	300.00	0.00	300.00	8469.20	0.00	0.00	155
156	05/01/2015	P	0.00	95.00	-95.00	8374.20	0.00	0.00	156
157	05/01/2015	P	0.00	59.72	-59.72	8314.48	0.00	0.00	157

Event Date	Event Type	Current Amount Due	NCP Paid	Unadjudicated Arrears		Adjudicated Arrears		
				Adjustment Amount	Running Balance	Adjustment Amount	Running Balance	
158	05/15/2015	P	0.00	96.92	-96.92	8217.56	0.00	158
159	05/15/2015	P	0.00	63.32	-63.32	8154.24	0.00	159
160	05/29/2015	P	0.00	81.58	-81.58	8072.66	0.00	160
161	05/29/2015	P	0.00	42.02	-42.02	8030.64	0.00	161
162	05/31/2015	M	0.00	0.00	0.00	8030.64	0.00	162
163	06/01/2015	O	300.00	0.00	300.00	8330.64	0.00	163
164	06/12/2015	P	0.00	96.92	-96.92	8233.72	0.00	164
165	06/12/2015	P	0.00	60.93	-60.93	8172.79	0.00	165
166	06/26/2015	P	0.00	56.23	-56.23	8116.56	0.00	166
167	06/26/2015	P	0.00	88.73	-88.73	8027.83	0.00	167
168	06/30/2015	M	0.00	0.00	0.00	8027.83	0.00	168
169	07/01/2015	O	300.00	0.00	300.00	8327.83	0.00	169
170	07/10/2015	P	0.00	30.82	-30.82	8297.01	0.00	170
171	07/10/2015	P	0.00	19.37	-19.37	8277.64	0.00	171
172	07/24/2015	P	0.00	70.18	-70.18	8207.46	0.00	172
173	07/24/2015	P	0.00	44.12	-44.12	8163.34	0.00	173
174	07/31/2015	M	0.00	0.00	0.00	8163.34	0.00	174
175	08/01/2015	O	300.00	0.00	300.00	8463.34	0.00	175
176	08/07/2015	P	0.00	96.92	-96.92	8366.42	0.00	176
177	08/07/2015	P	0.00	60.93	-60.93	8305.49	0.00	177
178	08/21/2015	P	0.00	96.92	-96.92	8208.57	0.00	178
179	08/21/2015	P	0.00	63.92	-63.92	8144.65	0.00	179
180	08/31/2015	M	0.00	0.00	0.00	8144.65	0.00	180
181	09/01/2015	O	300.00	0.00	300.00	8444.65	0.00	181
182	09/04/2015	P	0.00	96.92	-96.92	8347.73	0.00	182
183	09/04/2015	P	0.00	60.93	-60.93	8286.80	0.00	183
184	09/18/2015	P	0.00	85.33	-85.33	8201.47	0.00	184
185	09/18/2015	P	0.00	53.63	-53.63	8147.84	0.00	185
186	09/30/2015	M	0.00	0.00	0.00	8147.84	0.00	186
187	10/01/2015	O	300.00	0.00	300.00	8447.84	0.00	187
188	10/02/2015	P	0.00	96.92	-96.92	8350.92	0.00	188
189	10/02/2015	P	0.00	60.93	-60.93	8289.99	0.00	189
190	10/16/2015	P	0.00	94.87	-94.87	8195.12	0.00	190
191	10/16/2015	P	0.00	61.99	-61.99	8133.13	0.00	191

	Event Date	Event Type	Current Amount Due	NCP Paid	Unadjudicated Arrears		Adjudicated Arrears		
					Adjustment Amount	Running Balance	Adjustment Amount	Running Balance	
192	10/30/2015	P	0.00	81.77	-81.77	8051.36	0.00	0.00	192
193	10/30/2015	P	0.00	42.09	-42.09	8009.27	0.00	0.00	193
194	10/31/2015	M	0.00	0.00	0.00	8009.27	0.00	0.00	194
195	11/01/2015	O	300.00	0.00	300.00	8309.27	0.00	0.00	195
196	11/13/2015	P	0.00	81.87	-81.87	8227.40	0.00	0.00	196
197	11/13/2015	P	0.00	51.46	-51.46	8175.94	0.00	0.00	197
198	11/26/2015	P	0.00	53.60	-53.60	8122.34	0.00	0.00	198
199	11/26/2015	P	0.00	85.27	-85.27	8037.07	0.00	0.00	199
200	11/30/2015	M	0.00	0.00	0.00	8037.07	0.00	0.00	200
201	12/01/2015	O	300.00	0.00	300.00	8337.07	0.00	0.00	201
202	12/11/2015	P	0.00	91.97	-91.97	8245.10	0.00	0.00	202
203	12/11/2015	P	0.00	57.81	-57.81	8187.29	0.00	0.00	203
204	12/28/2015	P	0.00	92.78	-92.78	8094.51	0.00	0.00	204
205	12/28/2015	P	0.00	58.49	-58.49	8036.02	0.00	0.00	205
206	12/31/2015	M	0.00	0.00	0.00	8036.02	0.00	0.00	206
207	01/01/2016	O	300.00	0.00	300.00	8336.02	0.00	0.00	207
208	01/08/2016	P	0.00	96.92	-96.92	8239.10	0.00	0.00	208
209	01/08/2016	P	0.00	60.93	-60.93	8178.17	0.00	0.00	209
210	01/22/2016	P	0.00	96.92	-96.92	8081.25	0.00	0.00	210
211	01/22/2016	P	0.00	63.92	-63.92	8017.33	0.00	0.00	211
212	01/31/2016	M	0.00	0.00	0.00	8017.33	0.00	0.00	212
213	02/01/2016	O	300.00	0.00	300.00	8317.33	0.00	0.00	213
214	02/05/2016	P	0.00	96.92	-96.92	8220.41	0.00	0.00	214
215	02/05/2016	P	0.00	60.93	-60.93	8159.48	0.00	0.00	215
216	02/19/2016	P	0.00	96.92	-96.92	8062.56	0.00	0.00	216
217	02/19/2016	P	0.00	63.92	-63.92	7998.64	0.00	0.00	217
218	02/29/2016	M	0.00	0.00	0.00	7998.64	0.00	0.00	218
219	03/01/2016	O	300.00	0.00	300.00	8298.64	0.00	0.00	219
220	03/04/2016	P	0.00	96.92	-96.92	8201.72	0.00	0.00	220
221	03/04/2016	P	0.00	60.93	-60.93	8140.79	0.00	0.00	221
222	03/18/2016	P	0.00	96.92	-96.92	8043.87	0.00	0.00	222
223	03/18/2016	P	0.00	63.92	-63.92	7979.95	0.00	0.00	223
224	03/31/2016	M	0.00	0.00	0.00	7979.95	0.00	0.00	224
225	04/01/2016	O	300.00	0.00	300.00	8279.95	0.00	0.00	225

	Event Date	Event Type	Current Amount Due	NCP Paid	Unadjudicated Arrears		Adjudicated Arrears		
					Adjustment Amount	Running Balance	Adjustment Amount	Running Balance	
226	04/01/2016	P	0.00	96.92	-96.92	8183.03	0.00	0.00	226
227	04/01/2016	P	0.00	60.93	-60.93	8122.10	0.00	0.00	227
228	04/15/2016	P	0.00	96.92	-96.92	8025.18	0.00	0.00	228
229	04/15/2016	P	0.00	63.92	-63.92	7961.26	0.00	0.00	229
230	04/29/2016	P	0.00	79.87	-79.87	7881.39	0.00	0.00	230
231	04/29/2016	P	0.00	41.89	-41.89	7839.50	0.00	0.00	231
232	04/30/2016	M	0.00	0.00	0.00	7839.50	0.00	0.00	232
233	05/01/2016	O	300.00	0.00	300.00	8139.50	0.00	0.00	233
234	05/13/2016	P	0.00	96.92	-96.92	8042.58	0.00	0.00	234
235	05/13/2016	P	0.00	60.93	-60.93	7981.65	0.00	0.00	235
236	05/27/2016	P	0.00	96.92	-96.92	7884.73	0.00	0.00	236
237	05/27/2016	P	0.00	63.92	-63.92	7820.81	0.00	0.00	237
238	05/31/2016	M	0.00	0.00	0.00	7820.81	0.00	0.00	238
239	06/01/2016	O	300.00	0.00	300.00	8120.81	0.00	0.00	239
240	06/10/2016	P	0.00	96.92	-96.92	8023.89	0.00	0.00	240
241	06/10/2016	P	0.00	60.93	-60.93	7962.96	0.00	0.00	241
242	06/24/2016	P	0.00	96.92	-96.92	7866.04	0.00	0.00	242
243	06/24/2016	P	0.00	63.92	-63.92	7802.12	0.00	0.00	243
244	06/30/2016	M	0.00	0.00	0.00	7802.12	0.00	0.00	244
245	07/01/2016	O	300.00	0.00	300.00	8102.12	0.00	0.00	245
246	07/08/2016	P	0.00	81.19	-81.19	8020.93	0.00	0.00	246
247	07/08/2016	P	0.00	51.03	-51.03	7969.90	0.00	0.00	247
248	07/22/2016	P	0.00	73.76	-73.76	7896.14	0.00	0.00	248
249	07/22/2016	P	0.00	46.37	-46.37	7849.77	0.00	0.00	249
250	07/31/2016	M	0.00	0.00	0.00	7849.77	0.00	0.00	250
251	08/01/2016	O	300.00	0.00	300.00	8149.77	0.00	0.00	251
252	08/05/2016	P	0.00	76.91	-76.91	8072.86	0.00	0.00	252
253	08/05/2016	P	0.00	48.34	-48.34	8024.52	0.00	0.00	253
254	08/19/2016	P	0.00	72.59	-72.59	7951.93	0.00	0.00	254
255	08/19/2016	P	0.00	45.63	-45.63	7906.30	0.00	0.00	255
256	08/31/2016	M	0.00	0.00	0.00	7906.30	0.00	0.00	256
257	09/01/2016	O	300.00	0.00	300.00	8206.30	0.00	0.00	257
258	09/02/2016	P	0.00	72.46	-72.46	8133.84	0.00	0.00	258
259	09/02/2016	P	0.00	45.55	-45.55	8088.29	0.00	0.00	259

Event Date	Event Type	Current Amount Due	NCP Paid	Unadjudicated Arrears		Adjudicated Arrears			
				Adjustment Amount	Running Balance	Adjustment Amount	Running Balance		
260	09/16/2016	P	0.00	65.84	-65.84	8022.45	0.00	0.00	260
261	09/16/2016	P	0.00	41.38	-41.38	7981.07	0.00	0.00	261
262	09/30/2016	P	0.00	19.71	-19.71	7961.36	0.00	0.00	262
263	09/30/2016	P	0.00	12.39	-12.39	7948.97	0.00	0.00	263
264	09/30/2016	M	0.00	0.00	0.00	7948.97	0.00	0.00	264
265	10/01/2016	O	300.00	0.00	300.00	8248.97	0.00	0.00	265
266	10/31/2016	M	0.00	0.00	0.00	8248.97	0.00	0.00	266
267	11/01/2016	O	300.00	0.00	300.00	8548.97	0.00	0.00	267
268	11/30/2016	M	0.00	0.00	0.00	8548.97	0.00	0.00	268
269	12/01/2016	O	300.00	0.00	300.00	8848.97	0.00	0.00	269
270	12/31/2016	M	0.00	0.00	0.00	8848.97	0.00	0.00	270
271	01/01/2017	O	300.00	0.00	300.00	9148.97	0.00	0.00	271
272	01/23/2017	P	0.00	150.00	-150.00	8998.97	0.00	0.00	272
273	01/31/2017	M	0.00	0.00	0.00	8998.97	0.00	0.00	273
274	02/01/2017	O	300.00	0.00	300.00	9298.97	0.00	0.00	274
275	02/06/2017	P	0.00	150.00	-150.00	9148.97	0.00	0.00	275
276	02/21/2017	P	0.00	127.61	-127.61	9021.36	0.00	0.00	276
277	02/28/2017	M	0.00	0.00	0.00	9021.36	0.00	0.00	277
278	03/01/2017	O	300.00	0.00	300.00	9321.36	0.00	0.00	278
279	03/07/2017	P	0.00	150.00	-150.00	9171.36	0.00	0.00	279
280	03/20/2017	P	0.00	150.00	-150.00	9021.36	0.00	0.00	280
281	03/31/2017	M	0.00	0.00	0.00	9021.36	0.00	0.00	281
282	04/01/2017	O	300.00	0.00	300.00	9321.36	0.00	0.00	282
283	04/05/2017	P	0.00	150.00	-150.00	9171.36	0.00	0.00	283
284	04/24/2017	P	0.00	150.00	-150.00	9021.36	0.00	0.00	284
285	04/30/2017	M	0.00	0.00	0.00	9021.36	0.00	0.00	285
286	05/01/2017	O	300.00	0.00	300.00	9321.36	0.00	0.00	286
287	05/31/2017	M	0.00	0.00	0.00	9321.36	0.00	0.00	287
288	06/01/2017	O	300.00	0.00	300.00	9621.36	0.00	0.00	288
289	06/14/2017	P	0.00	171.00	-171.00	9450.36	0.00	0.00	289
290	06/30/2017	M	0.00	0.00	0.00	9450.36	0.00	0.00	290
291	07/01/2017	O	300.00	0.00	300.00	9750.36	0.00	0.00	291
292	07/31/2017	M	0.00	0.00	0.00	9750.36	0.00	0.00	292
293	08/01/2017	O	300.00	0.00	300.00	10050.36	0.00	0.00	293

Event Date	Event Type	Current Amount Due	NCP Paid	Unadjudicated Arrears		Adjudicated Arrears	
				Adjustment Amount	Running Balance	Adjustment Amount	Running Balance
294	08/31/2017	M	0.00	0.00	10050.36	0.00	294
295	09/01/2017	O	300.00	300.00	10350.36	0.00	295
296	09/30/2017	M	0.00	0.00	10350.36	0.00	296
297	10/01/2017	O	300.00	300.00	10650.36	0.00	297
298	10/31/2017	M	0.00	0.00	10650.36	0.00	298
299	11/01/2017	O	300.00	300.00	10950.36	0.00	299
300	11/30/2017	M	0.00	0.00	10950.36	0.00	300
301	12/01/2017	O	300.00	300.00	11250.36	0.00	301
302	12/31/2017	M	0.00	0.00	11250.36	0.00	302
303	01/01/2018	O	300.00	300.00	11550.36	0.00	303
304	01/31/2018	M	0.00	0.00	11550.36	0.00	304
305	02/01/2018	O	300.00	300.00	11850.36	0.00	305
306	02/28/2018	M	0.00	0.00	11850.36	0.00	306
307	03/01/2018	O	300.00	300.00	12150.36	0.00	307
308	03/27/2018	P	0.00	-24.70	12125.66	0.00	308
309	03/27/2018	P	0.00	-39.29	12086.37	0.00	309
310	03/31/2018	M	0.00	0.00	12086.37	0.00	310
311	04/01/2018	O	300.00	300.00	12386.37	0.00	311
312	04/10/2018	P	0.00	-18.47	12367.90	0.00	312
313	04/10/2018	P	0.00	-29.38	12338.52	0.00	313
314	04/30/2018	M	0.00	0.00	12338.52	0.00	314
315	05/01/2018	O	300.00	300.00	12638.52	0.00	315
316	05/22/2018	P	0.00	-3.85	12634.67	0.00	316
317	05/22/2018	P	0.00	-6.13	12628.54	0.00	317
318	05/29/2018	P	0.00	-3328.06	9300.48	0.00	318
319	05/31/2018	M	0.00	0.00	9300.48	0.00	319
320	06/01/2018	O	300.00	300.00	9600.48	0.00	320
321	06/14/2018	P	0.00	-132.00	9468.48	0.00	321
322	06/30/2018	M	0.00	0.00	9468.48	0.00	322
323	07/01/2018	O	300.00	300.00	9768.48	0.00	323
324	07/31/2018	M	0.00	0.00	9768.48	0.00	324
325	08/01/2018	O	300.00	300.00	10068.48	0.00	325
326	08/31/2018	M	0.00	0.00	10068.48	0.00	326
327	09/01/2018	O	300.00	300.00	10368.48	0.00	327

Event Date	Event Type	Current Amount Due	NCP Paid	Unadjudicated Arrears		Adjudicated Arrears	
				Adjustment Amount	Running Balance	Adjustment Amount	Running Balance
328	09/30/2018	M	0.00	0.00	10368.48	0.00	328
329	10/01/2018	O	0.00	300.00	10668.48	0.00	329
330	10/31/2018	M	0.00	0.00	10668.48	0.00	330
331	11/01/2018	O	0.00	300.00	10968.48	0.00	331
332	11/30/2018	M	0.00	0.00	10968.48	0.00	332
333	12/01/2018	O	0.00	300.00	11268.48	0.00	333
334	12/31/2018	M	0.00	0.00	11268.48	0.00	334
335	01/01/2019	O	0.00	300.00	11568.48	0.00	335
336	01/31/2019	M	0.00	0.00	11568.48	0.00	336
337	02/01/2019	O	0.00	300.00	11868.48	0.00	337
338	02/28/2019	M	0.00	0.00	11868.48	0.00	338
339	03/01/2019	O	0.00	300.00	12168.48	0.00	339
340	03/31/2019	M	0.00	0.00	12168.48	0.00	340
341	04/01/2019	O	0.00	300.00	12468.48	0.00	341
342	04/30/2019	M	0.00	0.00	12468.48	0.00	342
343	05/01/2019	O	0.00	300.00	12768.48	0.00	343
344	05/31/2019	M	0.00	0.00	12768.48	0.00	344
345	06/01/2019	O	0.00	300.00	13068.48	0.00	345
346	06/30/2019	M	0.00	0.00	13068.48	0.00	346
347	07/01/2019	O	0.00	300.00	13368.48	0.00	347
348	07/31/2019	M	0.00	0.00	13368.48	0.00	348
349	08/01/2019	O	0.00	300.00	13668.48	0.00	349
350	08/31/2019	M	0.00	0.00	13668.48	0.00	350
351	09/01/2019	O	0.00	300.00	13968.48	0.00	351
352	09/30/2019	M	0.00	0.00	13968.48	0.00	352
353	10/01/2019	O	0.00	300.00	14268.48	0.00	353
354	10/31/2019	M	0.00	0.00	14268.48	0.00	354
355	11/01/2019	O	0.00	300.00	14568.48	0.00	355
356	11/30/2019	M	0.00	0.00	14568.48	0.00	356
357	12/01/2019	O	0.00	300.00	14868.48	0.00	357
358	12/31/2019	M	0.00	0.00	14868.48	0.00	358
359	01/01/2020	O	0.00	300.00	15168.48	0.00	359
360	01/31/2020	M	0.00	0.00	15168.48	0.00	360
361	02/01/2020	O	0.00	300.00	15468.48	0.00	361

Event Date	Event Type	Current Amount Due	NCP Paid	Unadjudicated Arrears		Adjudicated Arrears			
				Adjustment Amount	Running Balance	Adjustment Amount	Running Balance		
362	02/29/2020	M	0.00	0.00	15468.48	0.00	0.00	362	
363	03/01/2020	O	0.00	300.00	15768.48	0.00	0.00	363	
364	03/31/2020	M	0.00	0.00	15768.48	0.00	0.00	364	
365	04/01/2020	O	0.00	300.00	16068.48	0.00	0.00	365	
366	04/30/2020	M	0.00	0.00	16068.48	0.00	0.00	366	
367	05/01/2020	O	0.00	300.00	16368.48	0.00	0.00	367	
368	05/06/2020	P	0.00	-931.93	15436.55	0.00	0.00	368	
369	05/11/2020	P	52.25	-52.25	15384.30	0.00	0.00	369	
370	05/31/2020	M	0.00	0.00	15384.30	0.00	0.00	370	
371	06/01/2020	O	0.00	300.00	15684.30	0.00	0.00	371	
372	06/30/2020	M	0.00	0.00	15684.30	0.00	0.00	372	
Totals:				\$32100.00	\$16415.70	\$0.00	\$15684.30	\$0.00	\$0.00

Total Unadjudicated: \$15684.30
 Total Adjudicated: \$0.00
 Total Arrears: \$15684.30

Custodian Financial Audit (part 2 of 2)

Run Date: 11/02/2020
Run Time: 11:14 AM

NCP Name: Grimes, Michael
CST Name: Benvenuto, Rachel

Case ID: 159047000C
Docket#: 2020-UR-00016
Prepared By: ASCHWITT
Last Updated By: PMARTINE

Office: 03
Prepared By Date: 11/02/2020
Last Updated By Date: 10/15/2020

Provision Type: Child Support

Event Date	Event Type	Current Amount Due	NCP Paid	Unadjudicated Interest (On UA)		Unadjudicated Interest (On AA)		Adjudicated Interest		Unadjudicated Penalty		Adjudicated Penalty	
				Adjust Amount	Running Balance	Adjust Amount	Running Balance	Adjust Amount	Running Balance	Adjust Amount	Running Balance	Adjust Amount	Running Balance
02/01/2011	J	0.00	0.00	0.00	0.00	0.00	0.00	0.00	0.00	0.00	0.00	0.00	0.00
02/01/2011	O	200.00	0.00	0.00	0.00	0.00	0.00	0.00	0.00	0.00	0.00	0.00	0.00
02/28/2011	M	0.00	0.00	0.88	0.88	0.00	0.00	0.00	0.00	0.00	0.00	0.00	0.00
03/01/2011	O	200.00	0.00	0.00	0.88	0.00	0.00	0.00	0.00	0.00	0.00	0.00	0.00
03/31/2011	M	0.00	0.00	1.75	2.63	0.00	0.00	0.00	0.00	20.00	20.00	0.00	0.00
04/01/2011	O	200.00	0.00	0.00	2.63	0.00	0.00	0.00	0.00	0.00	20.00	0.00	0.00
04/30/2011	M	0.00	0.00	2.62	5.25	0.00	0.00	0.00	0.00	20.00	40.00	0.00	0.00
05/01/2011	O	200.00	0.00	0.00	5.25	0.00	0.00	0.00	0.00	0.00	40.00	0.00	0.00
05/31/2011	M	0.00	0.00	3.50	8.75	0.00	0.00	0.00	0.00	20.00	60.00	0.00	0.00
06/01/2011	O	200.00	0.00	0.00	8.75	0.00	0.00	0.00	0.00	0.00	60.00	0.00	0.00
06/30/2011	M	0.00	0.00	4.38	13.13	0.00	0.00	0.00	0.00	20.00	80.00	0.00	0.00
07/01/2011	O	200.00	0.00	0.00	13.13	0.00	0.00	0.00	0.00	0.00	80.00	0.00	0.00
07/31/2011	M	0.00	0.00	5.25	18.38	0.00	0.00	0.00	0.00	20.00	100.00	0.00	0.00
08/01/2011	O	200.00	0.00	0.00	18.38	0.00	0.00	0.00	0.00	0.00	100.00	0.00	0.00
08/31/2011	M	0.00	0.00	6.12	24.50	0.00	0.00	0.00	0.00	20.00	120.00	0.00	0.00
09/01/2011	O	200.00	0.00	0.00	24.50	0.00	0.00	0.00	0.00	0.00	120.00	0.00	0.00
09/15/2011	P	0.00	60.00	0.00	24.50	0.00	0.00	0.00	0.00	0.00	120.00	0.00	0.00
09/30/2011	M	0.00	0.00	6.74	31.24	0.00	0.00	0.00	0.00	14.00	134.00	0.00	0.00
10/01/2011	O	200.00	0.00	0.00	31.24	0.00	0.00	0.00	0.00	0.00	134.00	0.00	0.00
10/31/2011	M	0.00	0.00	7.61	38.85	0.00	0.00	0.00	0.00	20.00	154.00	0.00	0.00

Event Date	Event Type	Current Amount Due	NCP Paid	Unadjudicated Interest (On UA)		Unadjudicated Interest (On AA)		Adjudicated Interest		Unadjudicated Penalty		Adjudicated Penalty		
				Adjust Amount	Running Balance	Adjust Amount	Running Balance	Adjust Amount	Running Balance	Adjust Amount	Running Balance	Adjust Amount	Running Balance	
21 11/01/2011	O	200.00	0.00	0.00	38.85	0.00	0.00	0.00	0.00	0.00	154.00	0.00	0.00	21
22 11/30/2011	M	0.00	0.00	8.49	47.34	0.00	0.00	0.00	0.00	20.00	174.00	0.00	0.00	22
23 12/01/2011	O	200.00	0.00	0.00	47.34	0.00	0.00	0.00	0.00	0.00	174.00	0.00	0.00	23
24 12/31/2011	M	0.00	0.00	9.36	56.70	0.00	0.00	0.00	0.00	20.00	194.00	0.00	0.00	24
25 01/01/2012	O	200.00	0.00	0.00	56.70	0.00	0.00	0.00	0.00	0.00	194.00	0.00	0.00	25
26 01/31/2012	M	0.00	0.00	10.24	66.94	0.00	0.00	0.00	0.00	20.00	214.00	0.00	0.00	26
27 02/01/2012	O	200.00	0.00	0.00	66.94	0.00	0.00	0.00	0.00	0.00	214.00	0.00	0.00	27
28 02/29/2012	M	0.00	0.00	11.11	78.05	0.00	0.00	0.00	0.00	20.00	234.00	0.00	0.00	28
29 03/01/2012	O	200.00	0.00	0.00	78.05	0.00	0.00	0.00	0.00	0.00	234.00	0.00	0.00	29
30 03/26/2012	P	0.00	17.46	0.00	78.05	0.00	0.00	0.00	0.00	0.00	234.00	0.00	0.00	30
31 03/31/2012	M	0.00	0.00	11.91	89.96	0.00	0.00	0.00	0.00	18.25	252.25	0.00	0.00	31
32 04/01/2012	O	200.00	0.00	0.00	89.96	0.00	0.00	0.00	0.00	0.00	252.25	0.00	0.00	32
33 04/02/2012	P	0.00	14.75	0.00	89.96	0.00	0.00	0.00	0.00	0.00	252.25	0.00	0.00	33
34 04/09/2012	P	0.00	14.75	0.00	89.96	0.00	0.00	0.00	0.00	0.00	252.25	0.00	0.00	34
35 04/16/2012	P	0.00	14.75	0.00	89.96	0.00	0.00	0.00	0.00	0.00	252.25	0.00	0.00	35
36 04/23/2012	P	0.00	14.75	0.00	89.96	0.00	0.00	0.00	0.00	0.00	252.25	0.00	0.00	36
37 04/30/2012	M	0.00	0.00	12.53	102.49	0.00	0.00	0.00	0.00	14.10	266.35	0.00	0.00	37
38 05/01/2012	O	200.00	0.00	0.00	102.49	0.00	0.00	0.00	0.00	0.00	266.35	0.00	0.00	38
39 05/07/2012	P	0.00	31.00	0.00	102.49	0.00	0.00	0.00	0.00	0.00	266.35	0.00	0.00	39
40 05/14/2012	P	0.00	14.75	0.00	102.49	0.00	0.00	0.00	0.00	0.00	266.35	0.00	0.00	40
41 05/21/2012	P	0.00	14.75	0.00	102.49	0.00	0.00	0.00	0.00	0.00	266.35	0.00	0.00	41
42 05/31/2012	M	0.00	0.00	13.14	115.63	0.00	0.00	0.00	0.00	13.95	280.30	0.00	0.00	42
43 06/01/2012	O	200.00	0.00	0.00	115.63	0.00	0.00	0.00	0.00	0.00	280.30	0.00	0.00	43
44 06/30/2012	M	0.00	0.00	14.01	129.64	0.00	0.00	0.00	0.00	20.00	300.30	0.00	0.00	44
45 07/01/2012	O	200.00	0.00	0.00	129.64	0.00	0.00	0.00	0.00	0.00	300.30	0.00	0.00	45
46 07/31/2012	M	0.00	0.00	14.89	144.53	0.00	0.00	0.00	0.00	20.00	320.30	0.00	0.00	46
47 08/01/2012	O	300.00	0.00	0.00	144.53	0.00	0.00	0.00	0.00	0.00	320.30	0.00	0.00	47
48 08/09/2012	P	0.00	210.00	0.00	144.53	0.00	0.00	0.00	0.00	0.00	320.30	0.00	0.00	48
49 08/31/2012	M	0.00	0.00	15.28	159.81	0.00	0.00	0.00	0.00	9.00	329.30	0.00	0.00	49
50 09/01/2012	O	300.00	0.00	0.00	159.81	0.00	0.00	0.00	0.00	0.00	329.30	0.00	0.00	50
51 09/14/2012	P	0.00	252.00	0.00	159.81	0.00	0.00	0.00	0.00	0.00	329.30	0.00	0.00	51
52 09/30/2012	M	0.00	0.00	15.49	175.30	0.00	0.00	0.00	0.00	4.80	334.10	0.00	0.00	52
53 10/01/2012	O	300.00	0.00	0.00	175.30	0.00	0.00	0.00	0.00	0.00	334.10	0.00	0.00	53

Event Date	Event Type	Current Amount Due	NCP Paid	Unadjudicated Interest (On UA)		Unadjudicated Interest (On AA)		Adjudicated Interest		Unadjudicated Penalty		Adjudicated Penalty	
				Adjust Amount	Running Balance	Adjust Amount	Running Balance	Adjust Amount	Running Balance	Adjust Amount	Running Balance	Adjust Amount	Running Balance
54 10/03/2012	P	0.00	171.00	0.00	175.30	0.00	0.00	0.00	0.00	0.00	334.10	0.00	0.00
55 10/31/2012	M	0.00	0.00	16.06	191.36	0.00	0.00	0.00	0.00	12.90	347.00	0.00	0.00
56 11/01/2012	O	300.00	0.00	0.00	191.36	0.00	0.00	0.00	0.00	0.00	347.00	0.00	0.00
57 11/30/2012	M	0.00	0.00	17.37	208.73	0.00	0.00	0.00	0.00	30.00	377.00	0.00	0.00
58 12/01/2012	O	300.00	0.00	0.00	208.73	0.00	0.00	0.00	0.00	0.00	377.00	0.00	0.00
59 12/31/2012	M	0.00	0.00	18.68	227.41	0.00	0.00	0.00	0.00	30.00	407.00	0.00	0.00
60 01/01/2013	O	300.00	0.00	0.00	227.41	0.00	0.00	0.00	0.00	0.00	407.00	0.00	0.00
61 01/31/2013	M	0.00	0.00	19.99	247.40	0.00	0.00	0.00	0.00	30.00	437.00	0.00	0.00
62 02/01/2013	O	300.00	0.00	0.00	247.40	0.00	0.00	0.00	0.00	0.00	437.00	0.00	0.00
63 02/28/2013	M	0.00	0.00	21.31	268.71	0.00	0.00	0.00	0.00	30.00	467.00	0.00	0.00
64 03/01/2013	O	300.00	0.00	0.00	268.71	0.00	0.00	0.00	0.00	0.00	467.00	0.00	0.00
65 03/31/2013	M	0.00	0.00	22.62	291.33	0.00	0.00	0.00	0.00	30.00	497.00	0.00	0.00
66 04/01/2013	O	300.00	0.00	0.00	291.33	0.00	0.00	0.00	0.00	0.00	497.00	0.00	0.00
67 04/30/2013	M	0.00	0.00	23.93	315.26	0.00	0.00	0.00	0.00	30.00	527.00	0.00	0.00
68 05/01/2013	O	300.00	0.00	0.00	315.26	0.00	0.00	0.00	0.00	0.00	527.00	0.00	0.00
69 05/31/2013	M	0.00	0.00	25.24	340.50	0.00	0.00	0.00	0.00	30.00	557.00	0.00	0.00
70 06/01/2013	O	300.00	0.00	0.00	340.50	0.00	0.00	0.00	0.00	0.00	557.00	0.00	0.00
71 06/03/2013	P	0.00	124.20	0.00	340.50	0.00	0.00	0.00	0.00	0.00	557.00	0.00	0.00
72 06/30/2013	M	0.00	0.00	26.01	366.51	0.00	0.00	0.00	0.00	17.58	574.58	0.00	0.00
73 07/01/2013	O	300.00	0.00	0.00	366.51	0.00	0.00	0.00	0.00	0.00	574.58	0.00	0.00
74 07/31/2013	M	0.00	0.00	27.33	393.84	0.00	0.00	0.00	0.00	30.00	604.58	0.00	0.00
75 08/01/2013	O	300.00	0.00	0.00	393.84	0.00	0.00	0.00	0.00	0.00	604.58	0.00	0.00
76 08/31/2013	M	0.00	0.00	28.64	422.48	0.00	0.00	0.00	0.00	30.00	634.58	0.00	0.00
77 09/01/2013	O	300.00	0.00	0.00	422.48	0.00	0.00	0.00	0.00	0.00	634.58	0.00	0.00
78 09/30/2013	M	0.00	0.00	29.95	452.43	0.00	0.00	0.00	0.00	30.00	664.58	0.00	0.00
79 10/01/2013	O	300.00	0.00	0.00	452.43	0.00	0.00	0.00	0.00	0.00	664.58	0.00	0.00
80 10/31/2013	M	0.00	0.00	31.26	483.69	0.00	0.00	0.00	0.00	30.00	694.58	0.00	0.00
81 11/01/2013	O	300.00	0.00	0.00	483.69	0.00	0.00	0.00	0.00	0.00	694.58	0.00	0.00
82 11/30/2013	M	0.00	0.00	32.58	516.27	0.00	0.00	0.00	0.00	30.00	724.58	0.00	0.00
83 12/01/2013	O	300.00	0.00	0.00	516.27	0.00	0.00	0.00	0.00	0.00	724.58	0.00	0.00
84 12/23/2013	P	0.00	157.85	0.00	516.27	0.00	0.00	0.00	0.00	0.00	724.58	0.00	0.00
85 12/31/2013	M	0.00	0.00	33.20	549.47	0.00	0.00	0.00	0.00	14.22	738.80	0.00	0.00
86 01/01/2014	O	300.00	0.00	0.00	549.47	0.00	0.00	0.00	0.00	0.00	738.80	0.00	0.00

Event Date	Event Type	Current Amount Due	NCP Paid	Unadjudicated Interest (On UA)		Unadjudicated Interest (On AA)		Adjudicated Interest		Unadjudicated Penalty		Adjudicated Penalty	
				Adjust Amount	Running Balance	Adjust Amount	Running Balance	Adjust Amount	Running Balance	Adjust Amount	Running Balance	Adjust Amount	Running Balance
87	01/06/2014	P	0.00	157.85	0.00	549.47	0.00	0.00	0.00	0.00	738.80	0.00	0.00
88	01/21/2014	P	0.00	160.84	0.00	549.47	0.00	0.00	0.00	0.00	738.80	0.00	0.00
89	01/31/2014	M	0.00	0.00	33.12	582.59	0.00	0.00	0.00	0.00	738.80	0.00	0.00
90	02/01/2014	O	300.00	0.00	0.00	582.59	0.00	0.00	0.00	0.00	738.80	0.00	0.00
91	02/03/2014	P	0.00	157.85	0.00	582.59	0.00	0.00	0.00	0.00	738.80	0.00	0.00
92	02/18/2014	P	0.00	160.84	0.00	582.59	0.00	0.00	0.00	0.00	738.80	0.00	0.00
93	02/28/2014	M	0.00	0.00	33.03	615.62	0.00	0.00	0.00	0.00	738.80	0.00	0.00
94	03/01/2014	O	300.00	0.00	0.00	615.62	0.00	0.00	0.00	0.00	738.80	0.00	0.00
95	03/03/2014	P	0.00	157.85	0.00	615.62	0.00	0.00	0.00	0.00	738.80	0.00	0.00
96	03/17/2014	P	0.00	160.84	0.00	615.62	0.00	0.00	0.00	0.00	738.80	0.00	0.00
97	03/31/2014	P	0.00	97.80	0.00	615.62	0.00	0.00	0.00	0.00	738.80	0.00	0.00
98	03/31/2014	M	0.00	0.00	32.52	648.14	0.00	0.00	0.00	0.00	738.80	0.00	0.00
99	04/01/2014	O	300.00	0.00	0.00	648.14	0.00	0.00	0.00	0.00	738.80	0.00	0.00
100	04/14/2014	P	0.00	157.85	0.00	648.14	0.00	0.00	0.00	0.00	738.80	0.00	0.00
101	04/28/2014	P	0.00	160.84	0.00	648.14	0.00	0.00	0.00	0.00	738.80	0.00	0.00
102	04/30/2014	M	0.00	0.00	32.44	680.58	0.00	0.00	0.00	0.00	738.80	0.00	0.00
103	05/01/2014	O	300.00	0.00	0.00	680.58	0.00	0.00	0.00	0.00	738.80	0.00	0.00
104	05/12/2014	P	0.00	157.85	0.00	680.58	0.00	0.00	0.00	0.00	738.80	0.00	0.00
105	05/30/2014	P	0.00	160.84	0.00	680.58	0.00	0.00	0.00	0.00	738.80	0.00	0.00
106	05/31/2014	M	0.00	0.00	32.36	712.94	0.00	0.00	0.00	0.00	738.80	0.00	0.00
107	06/01/2014	O	300.00	0.00	0.00	712.94	0.00	0.00	0.00	0.00	738.80	0.00	0.00
108	06/10/2014	P	0.00	157.85	0.00	712.94	0.00	0.00	0.00	0.00	738.80	0.00	0.00
109	06/23/2014	P	0.00	141.05	0.00	712.94	0.00	0.00	0.00	0.00	738.80	0.00	0.00
110	06/30/2014	M	0.00	0.00	32.37	745.31	0.00	0.00	0.00	0.11	738.91	0.00	0.00
111	07/01/2014	O	300.00	0.00	0.00	745.31	0.00	0.00	0.00	0.00	738.91	0.00	0.00
112	07/09/2014	P	0.00	157.85	0.00	745.31	0.00	0.00	0.00	0.00	738.91	0.00	0.00
113	07/22/2014	P	0.00	160.84	0.00	745.31	0.00	0.00	0.00	0.00	738.91	0.00	0.00
114	07/31/2014	M	0.00	0.00	32.28	777.59	0.00	0.00	0.00	0.00	738.91	0.00	0.00
115	08/01/2014	O	300.00	0.00	0.00	777.59	0.00	0.00	0.00	0.00	738.91	0.00	0.00
116	08/06/2014	P	0.00	157.85	0.00	777.59	0.00	0.00	0.00	0.00	738.91	0.00	0.00
117	08/18/2014	P	0.00	279.56	0.00	777.59	0.00	0.00	0.00	0.00	738.91	0.00	0.00
118	08/31/2014	M	0.00	0.00	31.68	809.27	0.00	0.00	0.00	0.00	738.91	0.00	0.00
119	09/01/2014	O	300.00	0.00	0.00	809.27	0.00	0.00	0.00	0.00	738.91	0.00	0.00

Event Date	Event Type	Current Amount Due	NCP Paid	Unadjudicated Interest (On UA)		Unadjudicated Interest (On AA)		Adjudicated Interest		Unadjudicated Penalty		Adjudicated Penalty			
				Adjust Amount	Running Balance	Adjust Amount	Running Balance	Adjust Amount	Running Balance	Adjust Amount	Running Balance	Adjust Amount	Running Balance		
120 09/16/2014	P	0.00	40.84	0.00	809.27	0.00	0.00	0.00	0.00	0.00	0.00	738.91	0.00	0.00	120
121 09/30/2014	P	0.00	142.36	0.00	809.27	0.00	0.00	0.00	0.00	0.00	0.00	738.91	0.00	0.00	121
122 09/30/2014	M	0.00	0.00	32.19	841.46	0.00	0.00	0.00	0.00	11.68	750.59	0.00	0.00	0.00	122
123 10/01/2014	O	300.00	0.00	0.00	841.46	0.00	0.00	0.00	0.00	0.00	750.59	0.00	0.00	0.00	123
124 10/15/2014	P	0.00	78.82	0.00	841.46	0.00	0.00	0.00	0.00	0.00	750.59	0.00	0.00	0.00	124
125 10/28/2014	P	0.00	88.51	0.00	841.46	0.00	0.00	0.00	0.00	0.00	750.59	0.00	0.00	0.00	125
126 10/31/2014	M	0.00	0.00	32.77	874.23	0.00	0.00	0.00	0.00	13.27	763.86	0.00	0.00	0.00	126
127 11/01/2014	O	300.00	0.00	0.00	874.23	0.00	0.00	0.00	0.00	0.00	763.86	0.00	0.00	0.00	127
128 11/30/2014	M	0.00	0.00	34.09	908.32	0.00	0.00	0.00	0.00	30.00	793.86	0.00	0.00	0.00	128
129 12/01/2014	O	300.00	0.00	0.00	908.32	0.00	0.00	0.00	0.00	0.00	793.86	0.00	0.00	0.00	129
130 12/31/2014	M	0.00	0.00	35.40	943.72	0.00	0.00	0.00	0.00	30.00	823.86	0.00	0.00	0.00	130
131 01/01/2015	O	300.00	0.00	0.00	943.72	0.00	0.00	0.00	0.00	0.00	823.86	0.00	0.00	0.00	131
132 01/09/2015	P	0.00	60.93	0.00	943.72	0.00	0.00	0.00	0.00	0.00	823.86	0.00	0.00	0.00	132
133 01/09/2015	P	0.00	96.92	0.00	943.72	0.00	0.00	0.00	0.00	0.00	823.86	0.00	0.00	0.00	133
134 01/23/2015	P	0.00	84.72	0.00	943.72	0.00	0.00	0.00	0.00	0.00	823.86	0.00	0.00	0.00	134
135 01/23/2015	P	0.00	53.26	0.00	943.72	0.00	0.00	0.00	0.00	0.00	823.86	0.00	0.00	0.00	135
136 01/31/2015	M	0.00	0.00	35.42	979.14	0.00	0.00	0.00	0.00	0.42	824.28	0.00	0.00	0.00	136
137 02/01/2015	O	300.00	0.00	0.00	979.14	0.00	0.00	0.00	0.00	0.00	824.28	0.00	0.00	0.00	137
138 02/06/2015	P	0.00	93.98	0.00	979.14	0.00	0.00	0.00	0.00	0.00	824.28	0.00	0.00	0.00	138
139 02/06/2015	P	0.00	59.08	0.00	979.14	0.00	0.00	0.00	0.00	0.00	824.28	0.00	0.00	0.00	139
140 02/20/2015	P	0.00	69.36	0.00	979.14	0.00	0.00	0.00	0.00	0.00	824.28	0.00	0.00	0.00	140
141 02/20/2015	P	0.00	43.60	0.00	979.14	0.00	0.00	0.00	0.00	0.00	824.28	0.00	0.00	0.00	141
142 02/28/2015	M	0.00	0.00	35.57	1014.71	0.00	0.00	0.00	0.00	3.40	827.68	0.00	0.00	0.00	142
143 03/01/2015	O	300.00	0.00	0.00	1014.71	0.00	0.00	0.00	0.00	0.00	827.68	0.00	0.00	0.00	143
144 03/06/2015	P	0.00	96.92	0.00	1014.71	0.00	0.00	0.00	0.00	0.00	827.68	0.00	0.00	0.00	144
145 03/06/2015	P	0.00	60.93	0.00	1014.71	0.00	0.00	0.00	0.00	0.00	827.68	0.00	0.00	0.00	145
146 03/20/2015	P	0.00	76.50	0.00	1014.71	0.00	0.00	0.00	0.00	0.00	827.68	0.00	0.00	0.00	146
147 03/20/2015	P	0.00	48.09	0.00	1014.71	0.00	0.00	0.00	0.00	0.00	827.68	0.00	0.00	0.00	147
148 03/31/2015	M	0.00	0.00	35.64	1050.35	0.00	0.00	0.00	0.00	1.76	829.44	0.00	0.00	0.00	148
149 04/01/2015	O	300.00	0.00	0.00	1050.35	0.00	0.00	0.00	0.00	0.00	829.44	0.00	0.00	0.00	149
150 04/03/2015	P	0.00	73.61	0.00	1050.35	0.00	0.00	0.00	0.00	0.00	829.44	0.00	0.00	0.00	150
151 04/03/2015	P	0.00	46.27	0.00	1050.35	0.00	0.00	0.00	0.00	0.00	829.44	0.00	0.00	0.00	151
152 04/17/2015	P	0.00	96.92	0.00	1050.35	0.00	0.00	0.00	0.00	0.00	829.44	0.00	0.00	0.00	152

Event Date	Event Type	Current Amount Due	NCP Paid	Unjudicated Interest (On UA)		Unjudicated Interest (On AA)		Adjudicated Interest		Unjudicated Penalty		Adjudicated Penalty		
				Adjust Amount	Running Balance	Adjust Amount	Running Balance	Adjust Amount	Running Balance	Adjust Amount	Running Balance	Adjust Amount	Running Balance	
153 04/17/2015	P	0.00	60.92	0.00	1050.35	0.00	0.00	0.00	0.00	0.00	829.44	0.00	0.00	153
154 04/30/2015	M	0.00	0.00	35.74	1086.09	0.00	0.00	0.00	0.00	2.23	831.67	0.00	0.00	154
155 05/01/2015	O	300.00	0.00	0.00	1086.09	0.00	0.00	0.00	0.00	0.00	831.67	0.00	0.00	155
156 05/01/2015	P	0.00	95.00	0.00	1086.09	0.00	0.00	0.00	0.00	0.00	831.67	0.00	0.00	156
157 05/01/2015	P	0.00	59.72	0.00	1086.09	0.00	0.00	0.00	0.00	0.00	831.67	0.00	0.00	157
158 05/15/2015	P	0.00	96.92	0.00	1086.09	0.00	0.00	0.00	0.00	0.00	831.67	0.00	0.00	158
159 05/15/2015	P	0.00	63.32	0.00	1086.09	0.00	0.00	0.00	0.00	0.00	831.67	0.00	0.00	159
160 05/29/2015	P	0.00	81.58	0.00	1086.09	0.00	0.00	0.00	0.00	0.00	831.67	0.00	0.00	160
161 05/29/2015	P	0.00	42.02	0.00	1086.09	0.00	0.00	0.00	0.00	0.00	831.67	0.00	0.00	161
162 05/31/2015	M	0.00	0.00	35.13	1121.22	0.00	0.00	0.00	0.00	0.00	831.67	0.00	0.00	162
163 06/01/2015	O	300.00	0.00	0.00	1121.22	0.00	0.00	0.00	0.00	0.00	831.67	0.00	0.00	163
164 06/12/2015	P	0.00	96.92	0.00	1121.22	0.00	0.00	0.00	0.00	0.00	831.67	0.00	0.00	164
165 06/12/2015	P	0.00	60.93	0.00	1121.22	0.00	0.00	0.00	0.00	0.00	831.67	0.00	0.00	165
166 06/26/2015	P	0.00	56.23	0.00	1121.22	0.00	0.00	0.00	0.00	0.00	831.67	0.00	0.00	166
167 06/26/2015	P	0.00	88.73	0.00	1121.22	0.00	0.00	0.00	0.00	0.00	831.67	0.00	0.00	167
168 06/30/2015	M	0.00	0.00	35.12	1156.34	0.00	0.00	0.00	0.00	0.00	831.67	0.00	0.00	168
169 07/01/2015	O	300.00	0.00	0.00	1156.34	0.00	0.00	0.00	0.00	0.00	831.67	0.00	0.00	169
170 07/10/2015	P	0.00	30.82	0.00	1156.34	0.00	0.00	0.00	0.00	0.00	831.67	0.00	0.00	170
171 07/10/2015	P	0.00	19.37	0.00	1156.34	0.00	0.00	0.00	0.00	0.00	831.67	0.00	0.00	171
172 07/24/2015	P	0.00	70.18	0.00	1156.34	0.00	0.00	0.00	0.00	0.00	831.67	0.00	0.00	172
173 07/24/2015	P	0.00	44.12	0.00	1156.34	0.00	0.00	0.00	0.00	0.00	831.67	0.00	0.00	173
174 07/31/2015	M	0.00	0.00	35.71	1192.05	0.00	0.00	0.00	0.00	13.55	845.22	0.00	0.00	174
175 08/01/2015	O	300.00	0.00	0.00	1192.05	0.00	0.00	0.00	0.00	0.00	845.22	0.00	0.00	175
176 08/07/2015	P	0.00	96.92	0.00	1192.05	0.00	0.00	0.00	0.00	0.00	845.22	0.00	0.00	176
177 08/07/2015	P	0.00	60.93	0.00	1192.05	0.00	0.00	0.00	0.00	0.00	845.22	0.00	0.00	177
178 08/21/2015	P	0.00	96.92	0.00	1192.05	0.00	0.00	0.00	0.00	0.00	845.22	0.00	0.00	178
179 08/21/2015	P	0.00	63.92	0.00	1192.05	0.00	0.00	0.00	0.00	0.00	845.22	0.00	0.00	179
180 08/31/2015	M	0.00	0.00	35.63	1227.68	0.00	0.00	0.00	0.00	0.00	845.22	0.00	0.00	180
181 09/01/2015	O	300.00	0.00	0.00	1227.68	0.00	0.00	0.00	0.00	0.00	845.22	0.00	0.00	181
182 09/04/2015	P	0.00	96.92	0.00	1227.68	0.00	0.00	0.00	0.00	0.00	845.22	0.00	0.00	182
183 09/04/2015	P	0.00	60.93	0.00	1227.68	0.00	0.00	0.00	0.00	0.00	845.22	0.00	0.00	183
184 09/18/2015	P	0.00	85.33	0.00	1227.68	0.00	0.00	0.00	0.00	0.00	845.22	0.00	0.00	184
185 09/18/2015	P	0.00	53.63	0.00	1227.68	0.00	0.00	0.00	0.00	0.00	845.22	0.00	0.00	185

Event Date	Event Type	Current Amount Due	NCP Paid	Unadjudicated Interest (On UA)		Unadjudicated Interest (On AA)		Adjudicated Interest		Unadjudicated Penalty		Adjudicated Penalty	
				Adjust Amount	Running Balance	Adjust Amount	Running Balance	Adjust Amount	Running Balance	Adjust Amount	Running Balance	Adjust Amount	Running Balance
186 09/30/2015	M	0.00	0.00	35.65	1263.33	0.00	0.00	0.00	0.00	0.32	845.54	0.00	0.00
187 10/01/2015	O	300.00	0.00	0.00	1263.33	0.00	0.00	0.00	0.00	0.00	845.54	0.00	0.00
188 10/02/2015	P	0.00	96.92	0.00	1263.33	0.00	0.00	0.00	0.00	0.00	845.54	0.00	0.00
189 10/02/2015	P	0.00	60.93	0.00	1263.33	0.00	0.00	0.00	0.00	0.00	845.54	0.00	0.00
190 10/16/2015	P	0.00	94.87	0.00	1263.33	0.00	0.00	0.00	0.00	0.00	845.54	0.00	0.00
191 10/16/2015	P	0.00	61.99	0.00	1263.33	0.00	0.00	0.00	0.00	0.00	845.54	0.00	0.00
192 10/30/2015	P	0.00	81.77	0.00	1263.33	0.00	0.00	0.00	0.00	0.00	845.54	0.00	0.00
193 10/30/2015	P	0.00	42.09	0.00	1263.33	0.00	0.00	0.00	0.00	0.00	845.54	0.00	0.00
194 10/31/2015	M	0.00	0.00	35.04	1298.37	0.00	0.00	0.00	0.00	0.00	845.54	0.00	0.00
195 11/01/2015	O	300.00	0.00	0.00	1298.37	0.00	0.00	0.00	0.00	0.00	845.54	0.00	0.00
196 11/13/2015	P	0.00	81.87	0.00	1298.37	0.00	0.00	0.00	0.00	0.00	845.54	0.00	0.00
197 11/13/2015	P	0.00	51.46	0.00	1298.37	0.00	0.00	0.00	0.00	0.00	845.54	0.00	0.00
198 11/26/2015	P	0.00	53.60	0.00	1298.37	0.00	0.00	0.00	0.00	0.00	845.54	0.00	0.00
199 11/26/2015	P	0.00	85.27	0.00	1298.37	0.00	0.00	0.00	0.00	0.00	845.54	0.00	0.00
200 11/30/2015	M	0.00	0.00	35.16	1333.53	0.00	0.00	0.00	0.00	2.78	848.32	0.00	0.00
201 12/01/2015	O	300.00	0.00	0.00	1333.53	0.00	0.00	0.00	0.00	0.00	848.32	0.00	0.00
202 12/11/2015	P	0.00	91.97	0.00	1333.53	0.00	0.00	0.00	0.00	0.00	848.32	0.00	0.00
203 12/11/2015	P	0.00	57.81	0.00	1333.53	0.00	0.00	0.00	0.00	0.00	848.32	0.00	0.00
204 12/28/2015	P	0.00	92.78	0.00	1333.53	0.00	0.00	0.00	0.00	0.00	848.32	0.00	0.00
205 12/28/2015	P	0.00	58.49	0.00	1333.53	0.00	0.00	0.00	0.00	0.00	848.32	0.00	0.00
206 12/31/2015	M	0.00	0.00	35.16	1368.69	0.00	0.00	0.00	0.00	0.00	848.32	0.00	0.00
207 01/01/2016	O	300.00	0.00	0.00	1368.69	0.00	0.00	0.00	0.00	0.00	848.32	0.00	0.00
208 01/08/2016	P	0.00	96.92	0.00	1368.69	0.00	0.00	0.00	0.00	0.00	848.32	0.00	0.00
209 01/08/2016	P	0.00	60.93	0.00	1368.69	0.00	0.00	0.00	0.00	0.00	848.32	0.00	0.00
210 01/22/2016	P	0.00	96.92	0.00	1368.69	0.00	0.00	0.00	0.00	0.00	848.32	0.00	0.00
211 01/22/2016	P	0.00	63.92	0.00	1368.69	0.00	0.00	0.00	0.00	0.00	848.32	0.00	0.00
212 01/31/2016	M	0.00	0.00	36.75	1405.44	0.00	0.00	0.00	0.00	0.00	848.32	0.00	0.00
213 02/01/2016	O	300.00	0.00	0.00	1405.44	0.00	0.00	0.00	0.00	0.00	848.32	0.00	0.00
214 02/05/2016	P	0.00	96.92	0.00	1405.44	0.00	0.00	0.00	0.00	0.00	848.32	0.00	0.00
215 02/05/2016	P	0.00	60.93	0.00	1405.44	0.00	0.00	0.00	0.00	0.00	848.32	0.00	0.00
216 02/19/2016	P	0.00	96.92	0.00	1405.44	0.00	0.00	0.00	0.00	0.00	848.32	0.00	0.00
217 02/19/2016	P	0.00	63.92	0.00	1405.44	0.00	0.00	0.00	0.00	0.00	848.32	0.00	0.00
218 02/29/2016	M	0.00	0.00	36.66	1442.10	0.00	0.00	0.00	0.00	0.00	848.32	0.00	0.00

Event Date	Event Type	Current Amount Due	NCP Paid	Unjudicated (On UA)		Unjudicated (On AA)		Adjudicated Interest		Unjudicated Penalty		Adjudicated Penalty			
				Adjust Amount	Running Balance	Adjust Amount	Running Balance	Adjust Amount	Running Balance	Adjust Amount	Running Balance	Adjust Amount	Running Balance		
219	03/01/2016	O	300.00	0.00	0.00	1442.10	0.00	0.00	0.00	0.00	0.00	848.32	0.00	0.00	219
220	03/04/2016	P	0.00	96.92	0.00	1442.10	0.00	0.00	0.00	0.00	0.00	848.32	0.00	0.00	220
221	03/04/2016	P	0.00	60.93	0.00	1442.10	0.00	0.00	0.00	0.00	0.00	848.32	0.00	0.00	221
222	03/18/2016	P	0.00	96.92	0.00	1442.10	0.00	0.00	0.00	0.00	0.00	848.32	0.00	0.00	222
223	03/18/2016	P	0.00	63.92	0.00	1442.10	0.00	0.00	0.00	0.00	0.00	848.32	0.00	0.00	223
224	03/31/2016	M	0.00	0.00	36.57	1478.67	0.00	0.00	0.00	0.00	0.00	848.32	0.00	0.00	224
225	04/01/2016	O	300.00	0.00	0.00	1478.67	0.00	0.00	0.00	0.00	0.00	848.32	0.00	0.00	225
226	04/01/2016	P	0.00	96.92	0.00	1478.67	0.00	0.00	0.00	0.00	0.00	848.32	0.00	0.00	226
227	04/01/2016	P	0.00	60.93	0.00	1478.67	0.00	0.00	0.00	0.00	0.00	848.32	0.00	0.00	227
228	04/15/2016	P	0.00	96.92	0.00	1478.67	0.00	0.00	0.00	0.00	0.00	848.32	0.00	0.00	228
229	04/15/2016	P	0.00	63.92	0.00	1478.67	0.00	0.00	0.00	0.00	0.00	848.32	0.00	0.00	229
230	04/29/2016	P	0.00	79.87	0.00	1478.67	0.00	0.00	0.00	0.00	0.00	848.32	0.00	0.00	230
231	04/29/2016	P	0.00	41.89	0.00	1478.67	0.00	0.00	0.00	0.00	0.00	848.32	0.00	0.00	231
232	04/30/2016	M	0.00	0.00	35.93	1514.60	0.00	0.00	0.00	0.00	0.00	848.32	0.00	0.00	232
233	05/01/2016	O	300.00	0.00	0.00	1514.60	0.00	0.00	0.00	0.00	0.00	848.32	0.00	0.00	233
234	05/13/2016	P	0.00	96.92	0.00	1514.60	0.00	0.00	0.00	0.00	0.00	848.32	0.00	0.00	234
235	05/13/2016	P	0.00	60.93	0.00	1514.60	0.00	0.00	0.00	0.00	0.00	848.32	0.00	0.00	235
236	05/27/2016	P	0.00	96.92	0.00	1514.60	0.00	0.00	0.00	0.00	0.00	848.32	0.00	0.00	236
237	05/27/2016	P	0.00	63.92	0.00	1514.60	0.00	0.00	0.00	0.00	0.00	848.32	0.00	0.00	237
238	05/31/2016	M	0.00	0.00	35.85	1550.45	0.00	0.00	0.00	0.00	0.00	848.32	0.00	0.00	238
239	06/01/2016	O	300.00	0.00	0.00	1550.45	0.00	0.00	0.00	0.00	0.00	848.32	0.00	0.00	239
240	06/10/2016	P	0.00	96.92	0.00	1550.45	0.00	0.00	0.00	0.00	0.00	848.32	0.00	0.00	240
241	06/10/2016	P	0.00	60.93	0.00	1550.45	0.00	0.00	0.00	0.00	0.00	848.32	0.00	0.00	241
242	06/24/2016	P	0.00	96.92	0.00	1550.45	0.00	0.00	0.00	0.00	0.00	848.32	0.00	0.00	242
243	06/24/2016	P	0.00	63.92	0.00	1550.45	0.00	0.00	0.00	0.00	0.00	848.32	0.00	0.00	243
244	06/30/2016	M	0.00	0.00	35.76	1586.21	0.00	0.00	0.00	0.00	0.00	848.32	0.00	0.00	244
245	07/01/2016	O	300.00	0.00	0.00	1586.21	0.00	0.00	0.00	0.00	0.00	848.32	0.00	0.00	245
246	07/08/2016	P	0.00	81.19	0.00	1586.21	0.00	0.00	0.00	0.00	0.00	848.32	0.00	0.00	246
247	07/08/2016	P	0.00	51.03	0.00	1586.21	0.00	0.00	0.00	0.00	0.00	848.32	0.00	0.00	247
248	07/22/2016	P	0.00	73.76	0.00	1586.21	0.00	0.00	0.00	0.00	0.00	848.32	0.00	0.00	248
249	07/22/2016	P	0.00	46.37	0.00	1586.21	0.00	0.00	0.00	0.00	0.00	848.32	0.00	0.00	249
250	07/31/2016	M	0.00	0.00	35.98	1622.19	0.00	0.00	0.00	0.00	0.00	853.08	0.00	0.00	250
251	08/01/2016	O	300.00	0.00	0.00	1622.19	0.00	0.00	0.00	0.00	0.00	853.08	0.00	0.00	251

Event Date	Event Type	Current Amount Due	NCP Paid	Unadjudicated Interest (On UA)		Unadjudicated Interest (On AA)		Adjudicated Interest		Unadjudicated Penalty		Adjudicated Penalty			
				Adjust Amount	Running Balance	Adjust Amount	Running Balance	Adjust Amount	Running Balance	Adjust Amount	Running Balance	Adjust Amount	Running Balance		
252	08/05/2016	P	0.00	76.91	0.00	1622.19	0.00	0.00	0.00	0.00	0.00	853.08	0.00	0.00	252
253	08/05/2016	P	0.00	48.34	0.00	1622.19	0.00	0.00	0.00	0.00	0.00	853.08	0.00	0.00	253
254	08/19/2016	P	0.00	72.59	0.00	1622.19	0.00	0.00	0.00	0.00	0.00	853.08	0.00	0.00	254
255	08/19/2016	P	0.00	45.63	0.00	1622.19	0.00	0.00	0.00	0.00	0.00	853.08	0.00	0.00	255
256	08/31/2016	M	0.00	0.00	36.24	1658.43	0.00	0.00	0.00	5.65	858.73	0.00	0.00	0.00	256
257	09/01/2016	O	300.00	0.00	0.00	1658.43	0.00	0.00	0.00	0.00	858.73	0.00	0.00	0.00	257
258	09/02/2016	P	0.00	72.46	0.00	1658.43	0.00	0.00	0.00	0.00	858.73	0.00	0.00	0.00	258
259	09/02/2016	P	0.00	45.55	0.00	1658.43	0.00	0.00	0.00	0.00	858.73	0.00	0.00	0.00	259
260	09/16/2016	P	0.00	65.84	0.00	1658.43	0.00	0.00	0.00	0.00	858.73	0.00	0.00	0.00	260
261	09/16/2016	P	0.00	41.38	0.00	1658.43	0.00	0.00	0.00	0.00	858.73	0.00	0.00	0.00	261
262	09/30/2016	P	0.00	19.71	0.00	1658.43	0.00	0.00	0.00	0.00	858.73	0.00	0.00	0.00	262
263	09/30/2016	P	0.00	12.39	0.00	1658.43	0.00	0.00	0.00	0.00	858.73	0.00	0.00	0.00	263
264	09/30/2016	M	0.00	0.00	36.43	1694.86	0.00	0.00	0.00	4.27	863.00	0.00	0.00	0.00	264
265	10/01/2016	O	300.00	0.00	0.00	1694.86	0.00	0.00	0.00	0.00	863.00	0.00	0.00	0.00	265
266	10/31/2016	M	0.00	0.00	37.81	1732.67	0.00	0.00	0.00	30.00	893.00	0.00	0.00	0.00	266
267	11/01/2016	O	300.00	0.00	0.00	1732.67	0.00	0.00	0.00	0.00	893.00	0.00	0.00	0.00	267
268	11/30/2016	M	0.00	0.00	39.18	1771.85	0.00	0.00	0.00	30.00	923.00	0.00	0.00	0.00	268
269	12/01/2016	O	300.00	0.00	0.00	1771.85	0.00	0.00	0.00	0.00	923.00	0.00	0.00	0.00	269
270	12/31/2016	M	0.00	0.00	40.56	1812.41	0.00	0.00	0.00	30.00	953.00	0.00	0.00	0.00	270
271	01/01/2017	O	300.00	0.00	0.00	1812.41	0.00	0.00	0.00	0.00	953.00	0.00	0.00	0.00	271
272	01/23/2017	P	0.00	150.00	0.00	1812.41	0.00	0.00	0.00	0.00	953.00	0.00	0.00	0.00	272
273	01/31/2017	M	0.00	0.00	43.12	1855.53	0.00	0.00	0.00	15.00	968.00	0.00	0.00	0.00	273
274	02/01/2017	O	300.00	0.00	0.00	1855.53	0.00	0.00	0.00	0.00	968.00	0.00	0.00	0.00	274
275	02/06/2017	P	0.00	150.00	0.00	1855.53	0.00	0.00	0.00	0.00	968.00	0.00	0.00	0.00	275
276	02/21/2017	P	0.00	127.61	0.00	1855.53	0.00	0.00	0.00	0.00	968.00	0.00	0.00	0.00	276
277	02/28/2017	M	0.00	0.00	43.23	1898.76	0.00	0.00	0.00	2.24	970.24	0.00	0.00	0.00	277
278	03/01/2017	O	300.00	0.00	0.00	1898.76	0.00	0.00	0.00	0.00	970.24	0.00	0.00	0.00	278
279	03/07/2017	P	0.00	150.00	0.00	1898.76	0.00	0.00	0.00	0.00	970.24	0.00	0.00	0.00	279
280	03/20/2017	P	0.00	150.00	0.00	1898.76	0.00	0.00	0.00	0.00	970.24	0.00	0.00	0.00	280
281	03/31/2017	M	0.00	0.00	43.23	1941.99	0.00	0.00	0.00	0.00	970.24	0.00	0.00	0.00	281
282	04/01/2017	O	300.00	0.00	0.00	1941.99	0.00	0.00	0.00	0.00	970.24	0.00	0.00	0.00	282
283	04/05/2017	P	0.00	150.00	0.00	1941.99	0.00	0.00	0.00	0.00	970.24	0.00	0.00	0.00	283
284	04/24/2017	P	0.00	150.00	0.00	1941.99	0.00	0.00	0.00	0.00	970.24	0.00	0.00	0.00	284

Event Date	Event Type	Current Amount Due	NCP Paid	Unadjudicated Interest (On UA)		Unadjudicated Interest (On AA)		Adjudicated Interest		Unadjudicated Penalty		Adjudicated Penalty			
				Adjust Amount	Running Balance	Adjust Amount	Running Balance	Adjust Amount	Running Balance	Adjust Amount	Running Balance	Adjust Amount	Running Balance		
285	04/30/2017	M	0.00	0.00	43.23	1985.22	0.00	0.00	0.00	0.00	0.00	970.24	0.00	0.00	285
286	05/01/2017	O	300.00	0.00	0.00	1985.22	0.00	0.00	0.00	0.00	0.00	970.24	0.00	0.00	286
287	05/31/2017	M	0.00	0.00	44.66	2029.88	0.00	0.00	0.00	0.00	30.00	1000.24	0.00	0.00	287
288	06/01/2017	O	300.00	0.00	0.00	2029.88	0.00	0.00	0.00	0.00	0.00	1000.24	0.00	0.00	288
289	06/14/2017	P	0.00	171.00	0.00	2029.88	0.00	0.00	0.00	0.00	0.00	1000.24	0.00	0.00	289
290	06/30/2017	M	0.00	0.00	45.28	2075.16	0.00	0.00	0.00	0.00	12.90	1013.14	0.00	0.00	290
291	07/01/2017	O	300.00	0.00	0.00	2075.16	0.00	0.00	0.00	0.00	0.00	1013.14	0.00	0.00	291
292	07/31/2017	M	0.00	0.00	50.78	2125.94	0.00	0.00	0.00	0.00	30.00	1043.14	0.00	0.00	292
293	08/01/2017	O	300.00	0.00	0.00	2125.94	0.00	0.00	0.00	0.00	0.00	1043.14	0.00	0.00	293
294	08/31/2017	M	0.00	0.00	52.35	2178.29	0.00	0.00	0.00	0.00	30.00	1073.14	0.00	0.00	294
295	09/01/2017	O	300.00	0.00	0.00	2178.29	0.00	0.00	0.00	0.00	0.00	1073.14	0.00	0.00	295
296	09/30/2017	M	0.00	0.00	53.91	2232.20	0.00	0.00	0.00	0.00	30.00	1103.14	0.00	0.00	296
297	10/01/2017	O	300.00	0.00	0.00	2232.20	0.00	0.00	0.00	0.00	0.00	1103.14	0.00	0.00	297
298	10/31/2017	M	0.00	0.00	55.47	2287.67	0.00	0.00	0.00	0.00	30.00	1133.14	0.00	0.00	298
299	11/01/2017	O	300.00	0.00	0.00	2287.67	0.00	0.00	0.00	0.00	0.00	1133.14	0.00	0.00	299
300	11/30/2017	M	0.00	0.00	57.03	2344.70	0.00	0.00	0.00	0.00	30.00	1163.14	0.00	0.00	300
301	12/01/2017	O	300.00	0.00	0.00	2344.70	0.00	0.00	0.00	0.00	0.00	1163.14	0.00	0.00	301
302	12/31/2017	M	0.00	0.00	58.60	2403.30	0.00	0.00	0.00	0.00	30.00	1193.14	0.00	0.00	302
303	01/01/2018	O	300.00	0.00	0.00	2403.30	0.00	0.00	0.00	0.00	0.00	1193.14	0.00	0.00	303
304	01/31/2018	M	0.00	0.00	62.56	2465.86	0.00	0.00	0.00	0.00	30.00	1223.14	0.00	0.00	304
305	02/01/2018	O	300.00	0.00	0.00	2465.86	0.00	0.00	0.00	0.00	0.00	1223.14	0.00	0.00	305
306	02/28/2018	M	0.00	0.00	64.19	2530.05	0.00	0.00	0.00	0.00	30.00	1253.14	0.00	0.00	306
307	03/01/2018	O	300.00	0.00	0.00	2530.05	0.00	0.00	0.00	0.00	0.00	1253.14	0.00	0.00	307
308	03/27/2018	P	0.00	24.70	0.00	2530.05	0.00	0.00	0.00	0.00	0.00	1253.14	0.00	0.00	308
309	03/27/2018	P	0.00	39.29	0.00	2530.05	0.00	0.00	0.00	0.00	0.00	1253.14	0.00	0.00	309
310	03/31/2018	M	0.00	0.00	65.47	2595.52	0.00	0.00	0.00	0.00	23.60	1276.74	0.00	0.00	310
311	04/01/2018	O	300.00	0.00	0.00	2595.52	0.00	0.00	0.00	0.00	0.00	1276.74	0.00	0.00	311
312	04/10/2018	P	0.00	18.47	0.00	2595.52	0.00	0.00	0.00	0.00	0.00	1276.74	0.00	0.00	312
313	04/10/2018	P	0.00	29.38	0.00	2595.52	0.00	0.00	0.00	0.00	0.00	1276.74	0.00	0.00	313
314	04/30/2018	M	0.00	0.00	66.83	2662.35	0.00	0.00	0.00	0.00	25.22	1301.96	0.00	0.00	314
315	05/01/2018	O	300.00	0.00	0.00	2662.35	0.00	0.00	0.00	0.00	0.00	1301.96	0.00	0.00	315
316	05/22/2018	P	0.00	3.85	0.00	2662.35	0.00	0.00	0.00	0.00	0.00	1301.96	0.00	0.00	316
317	05/22/2018	P	0.00	6.13	0.00	2662.35	0.00	0.00	0.00	0.00	0.00	1301.96	0.00	0.00	317

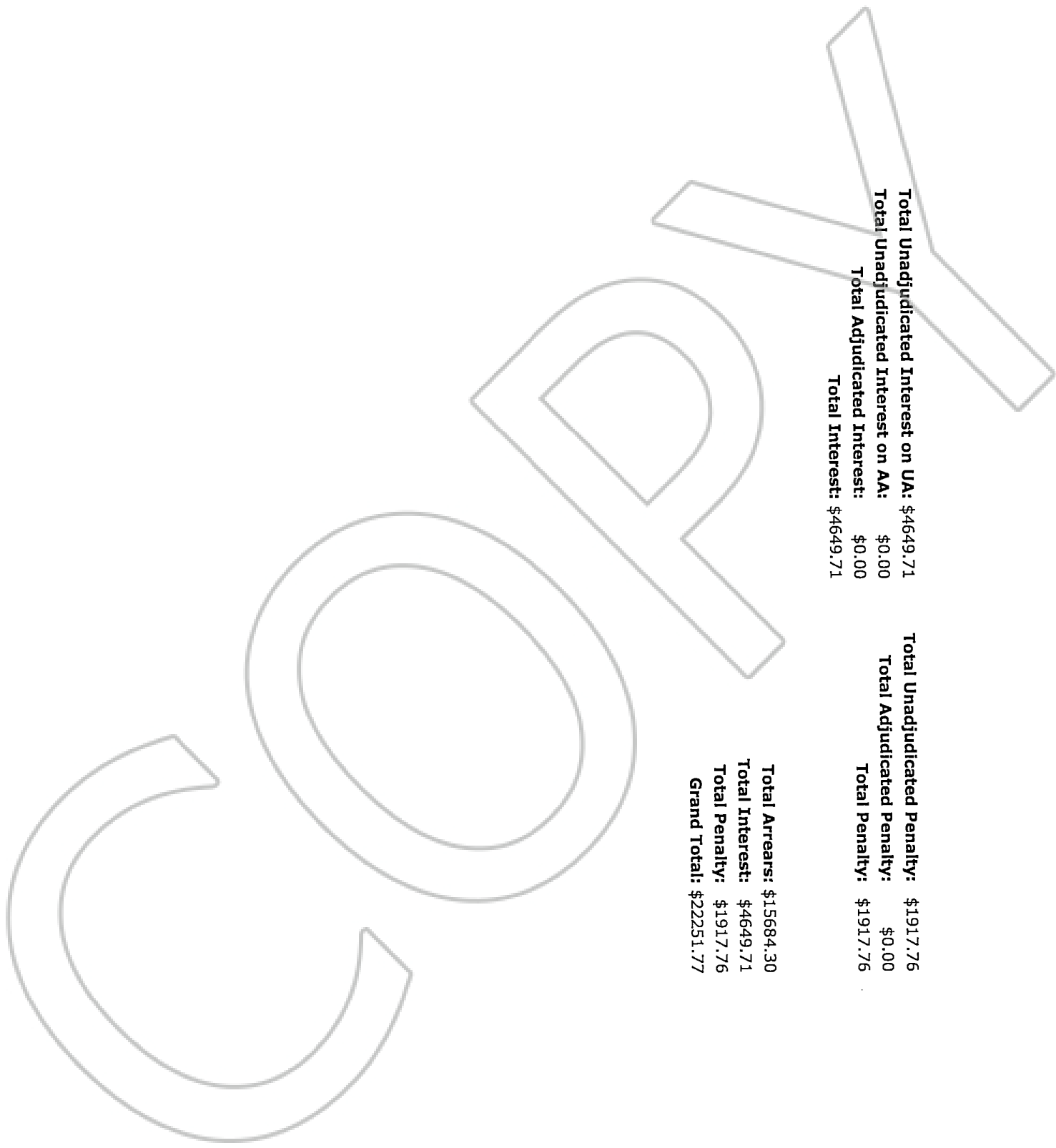
Event Date	Event Type	Current Amount Due	NCP Paid	Unadjudicated Interest (On UA)		Unadjudicated Interest (On AA)		Adjudicated Interest		Unadjudicated Penalty		Adjudicated Penalty	
				Adjust Amount	Running Balance	Adjust Amount	Running Balance	Adjust Amount	Running Balance	Adjust Amount	Running Balance	Adjust Amount	Running Balance
318 05/29/2018	P	0.00	3328.06	0.00	2662.35	0.00	0.00	0.00	0.00	0.00	1301.96	0.00	0.00
319 05/31/2018	M	0.00	0.00	50.38	2712.73	0.00	0.00	0.00	0.00	29.00	1330.96	0.00	0.00
320 06/01/2018	O	300.00	0.00	0.00	2712.73	0.00	0.00	0.00	0.00	0.00	1330.96	0.00	0.00
321 06/14/2018	P	0.00	132.00	0.00	2712.73	0.00	0.00	0.00	0.00	0.00	1330.96	0.00	0.00
322 06/30/2018	M	0.00	0.00	51.29	2764.02	0.00	0.00	0.00	0.00	16.80	1347.76	0.00	0.00
323 07/01/2018	O	300.00	0.00	0.00	2764.02	0.00	0.00	0.00	0.00	0.00	1347.76	0.00	0.00
324 07/31/2018	M	0.00	0.00	56.98	2821.00	0.00	0.00	0.00	0.00	30.00	1377.76	0.00	0.00
325 08/01/2018	O	300.00	0.00	0.00	2821.00	0.00	0.00	0.00	0.00	0.00	1377.76	0.00	0.00
326 08/31/2018	M	0.00	0.00	58.73	2879.73	0.00	0.00	0.00	0.00	30.00	1407.76	0.00	0.00
327 09/01/2018	O	300.00	0.00	0.00	2879.73	0.00	0.00	0.00	0.00	0.00	1407.76	0.00	0.00
328 09/30/2018	M	0.00	0.00	60.48	2940.21	0.00	0.00	0.00	0.00	30.00	1437.76	0.00	0.00
329 10/01/2018	O	300.00	0.00	0.00	2940.21	0.00	0.00	0.00	0.00	0.00	1437.76	0.00	0.00
330 10/31/2018	M	0.00	0.00	62.23	3002.44	0.00	0.00	0.00	0.00	30.00	1467.76	0.00	0.00
331 11/01/2018	O	300.00	0.00	0.00	3002.44	0.00	0.00	0.00	0.00	0.00	1467.76	0.00	0.00
332 11/30/2018	M	0.00	0.00	63.98	3066.42	0.00	0.00	0.00	0.00	30.00	1497.76	0.00	0.00
333 12/01/2018	O	300.00	0.00	0.00	3066.42	0.00	0.00	0.00	0.00	0.00	1497.76	0.00	0.00
334 12/31/2018	M	0.00	0.00	65.73	3132.15	0.00	0.00	0.00	0.00	30.00	1527.76	0.00	0.00
335 01/01/2019	O	300.00	0.00	0.00	3132.15	0.00	0.00	0.00	0.00	0.00	1527.76	0.00	0.00
336 01/31/2019	M	0.00	0.00	72.30	3204.45	0.00	0.00	0.00	0.00	30.00	1557.76	0.00	0.00
337 02/01/2019	O	300.00	0.00	0.00	3204.45	0.00	0.00	0.00	0.00	0.00	1557.76	0.00	0.00
338 02/28/2019	M	0.00	0.00	74.18	3278.63	0.00	0.00	0.00	0.00	30.00	1587.76	0.00	0.00
339 03/01/2019	O	300.00	0.00	0.00	3278.63	0.00	0.00	0.00	0.00	0.00	1587.76	0.00	0.00
340 03/31/2019	M	0.00	0.00	76.05	3354.68	0.00	0.00	0.00	0.00	30.00	1617.76	0.00	0.00
341 04/01/2019	O	300.00	0.00	0.00	3354.68	0.00	0.00	0.00	0.00	0.00	1617.76	0.00	0.00
342 04/30/2019	M	0.00	0.00	77.93	3432.61	0.00	0.00	0.00	0.00	30.00	1647.76	0.00	0.00
343 05/01/2019	O	300.00	0.00	0.00	3432.61	0.00	0.00	0.00	0.00	0.00	1647.76	0.00	0.00
344 05/31/2019	M	0.00	0.00	79.80	3512.41	0.00	0.00	0.00	0.00	30.00	1677.76	0.00	0.00
345 06/01/2019	O	300.00	0.00	0.00	3512.41	0.00	0.00	0.00	0.00	0.00	1677.76	0.00	0.00
346 06/30/2019	M	0.00	0.00	81.68	3594.09	0.00	0.00	0.00	0.00	30.00	1707.76	0.00	0.00
347 07/01/2019	O	300.00	0.00	0.00	3594.09	0.00	0.00	0.00	0.00	0.00	1707.76	0.00	0.00
348 07/31/2019	M	0.00	0.00	83.55	3677.64	0.00	0.00	0.00	0.00	30.00	1737.76	0.00	0.00
349 08/01/2019	O	300.00	0.00	0.00	3677.64	0.00	0.00	0.00	0.00	0.00	1737.76	0.00	0.00
350 08/31/2019	M	0.00	0.00	85.43	3763.07	0.00	0.00	0.00	0.00	30.00	1767.76	0.00	0.00

Event Date	Event Type	Current Amount Due	NCP Paid	Unadjudicated Interest (On UA)		Unadjudicated Interest (On AA)		Adjudicated Interest		Unadjudicated Penalty		Adjudicated Penalty		
				Adjust Amount	Running Balance	Adjust Amount	Running Balance	Adjust Amount	Running Balance	Adjust Amount	Running Balance	Adjust Amount	Running Balance	
351 09/01/2019	O	300.00	0.00	0.00	3763.07	0.00	0.00	0.00	0.00	0.00	1767.76	0.00	0.00	351
352 09/30/2019	M	0.00	0.00	87.30	3850.37	0.00	0.00	0.00	0.00	30.00	1797.76	0.00	0.00	352
353 10/01/2019	O	300.00	0.00	0.00	3850.37	0.00	0.00	0.00	0.00	0.00	1797.76	0.00	0.00	353
354 10/31/2019	M	0.00	0.00	89.18	3939.55	0.00	0.00	0.00	0.00	30.00	1827.76	0.00	0.00	354
355 11/01/2019	O	300.00	0.00	0.00	3939.55	0.00	0.00	0.00	0.00	0.00	1827.76	0.00	0.00	355
356 11/30/2019	M	0.00	0.00	91.05	4030.60	0.00	0.00	0.00	0.00	30.00	1857.76	0.00	0.00	356
357 12/01/2019	O	300.00	0.00	0.00	4030.60	0.00	0.00	0.00	0.00	0.00	1857.76	0.00	0.00	357
358 12/31/2019	M	0.00	0.00	92.93	4123.53	0.00	0.00	0.00	0.00	30.00	1887.76	0.00	0.00	358
359 01/01/2020	O	300.00	0.00	0.00	4123.53	0.00	0.00	0.00	0.00	0.00	1887.76	0.00	0.00	359
360 01/31/2020	M	0.00	0.00	85.32	4208.85	0.00	0.00	0.00	0.00	30.00	1917.76	0.00	0.00	360
361 02/01/2020	O	300.00	0.00	0.00	4208.85	0.00	0.00	0.00	0.00	0.00	1917.76	0.00	0.00	361
362 02/29/2020	M	0.00	0.00	87.01	4295.86	0.00	0.00	0.00	0.00	0.00	1917.76	0.00	0.00	362
363 03/01/2020	O	300.00	0.00	0.00	4295.86	0.00	0.00	0.00	0.00	0.00	1917.76	0.00	0.00	363
364 03/31/2020	M	0.00	0.00	88.70	4384.56	0.00	0.00	0.00	0.00	0.00	1917.76	0.00	0.00	364
365 04/01/2020	O	300.00	0.00	0.00	4384.56	0.00	0.00	0.00	0.00	0.00	1917.76	0.00	0.00	365
366 04/30/2020	M	0.00	0.00	90.39	4474.95	0.00	0.00	0.00	0.00	0.00	1917.76	0.00	0.00	366
367 05/01/2020	O	300.00	0.00	0.00	4474.95	0.00	0.00	0.00	0.00	0.00	1917.76	0.00	0.00	367
368 05/06/2020	P	0.00	931.93	0.00	4474.95	0.00	0.00	0.00	0.00	0.00	1917.76	0.00	0.00	368
369 05/11/2020	P	0.00	52.25	0.00	4474.95	0.00	0.00	0.00	0.00	0.00	1917.76	0.00	0.00	369
370 05/31/2020	M	0.00	0.00	86.54	4561.49	0.00	0.00	0.00	0.00	0.00	1917.76	0.00	0.00	370
371 06/01/2020	O	300.00	0.00	0.00	4561.49	0.00	0.00	0.00	0.00	0.00	1917.76	0.00	0.00	371
372 06/30/2020	M	0.00	0.00	88.22	4649.71	0.00	0.00	0.00	0.00	0.00	1917.76	0.00	0.00	372
Totals:		\$32100.00	\$16415.70	\$0.00	\$4649.71	\$0.00	\$0.00	\$0.00	\$0.00	\$0.00	\$1917.76	\$0.00	\$0.00	

Total Unadjudicated Interest on UA: \$4649.71
Total Unadjudicated Interest on AA: \$0.00
Total Adjudicated Interest: \$0.00
Total Interest: \$4649.71

Total Unadjudicated Penalty: \$1917.76
Total Adjudicated Penalty: \$0.00
Total Penalty: \$1917.76

Total Arrears: \$15684.30
Total Interest: \$4649.71
Total Penalty: \$1917.76
Grand Total: \$22251.77



COPY

CERTIFIED COPY

The document to which this certificate is attached is a full, true and correct copy of the original in file and of record in my office.

DATE December 21, 2020

BOBBIE R. WILLIAMS Clerk of Court
of the State of Nevada, in and for the County of Douglas,

By *M. Bracy* Deputy