



00131983202109648430390392

KAREN ELLISON, RECORDER

1
2
3
4
5
6
7
8
9
10
11
12
13
14
15
16
17
18
19
20
21
22
23
24
25
26
27
28

APN # _____

Recording Requested by and returned to:

(for Recorder's use only)

Name: Division of Welfare and Supportive Services

Child Support Enforcement

Address: 300 E. Second St., Ste. 1200

City/State/Zip: Reno, NV 89501-1580

Release of Lien (RELN)

Judgment and Order

Stipulation and Order

Other:

OBLIGOR'S NAME: SEAN SHANNON

UPI #: 650-05-7100B

This page added to provide additional information required by NRS 111.312 Sections 1-2.

(Additional recording fee applies.)

This cover page must be typed or printed.

1 CASE NO. 10-PA-0012

2 DEPT. NO. II

3
4 **IN THE NINTH JUDICIAL DISTRICT COURT OF THE STATE OF NEVADA**
5 **IN AND FOR THE COUNTY OF DOUGLAS**

6 CRYSTAL A. LISTNER
7 Obligee,


AFFIDAVIT OF RECORDATION


8 Vs.


9 SEAN D. SHANNON
Obligor
_____ /

10 I, Martin Hernandez, hereby swear and affirm under penalty of perjury that the following assertions are true:

- 11 1. That affiant is, and at all times mentioned herein was, a citizen of the State of Nevada, over the
- 12 age of twenty-one years of age, and an employee of the Division of Welfare and Supportive
- 13 Services Child Support Enforcement Office managing the legal process under Case Number
- 14 650-05-7100B.
- 15 2. That this affidavit and Judgment and Order is being filed pursuant to NRS125B.142 and
- 16 NRS17.150, and when so recorded shall become a lien upon all the real property of the Obligor.
- 17 3. That the Obligor's name is Sean D. Shannon, whose address, Social Security number and date
- 18 of birth is confidential on file with the Division of Welfare and Supportive Services Child
- 19 Support Enforcement Office.
- 20 4. That attached hereto is a certified copy of the Judgment and Order filed on March 22, 2021.

21
22
23
24 
Martin Hernandez
Administrative Assistant II

25 State of Nevada, County of Washoe
26 Subscribed and sworn before me this
15th day of April, 2021
27 
28 NOTARY PUBLIC



INSTRUCTIONS TO RECORDER

Obligor: Sean Shannon

Obligee: Crystal Listner

Date: April 1, 2021

From: Martin Hernandez, Administrative Assistant II, Division of Welfare and Supportive Services Child Support Enforcement Office

Enclosed: Certified copy of Child Support Judgment and Order

In accordance with NRS125B.142 and NRS17.150, on the behalf of the Division please record the attached Affidavit and Judgment and Order at the request of the Division of Welfare and Supportive Services Child Support Enforcement Office.

Please note: If the judgment is a Stipulation and Order, they should be recorded as one document.

Thank you for your assistance. If you have any questions or concerns, please call me at (775) 448-5168.

FILED

RECEIVED

2021 MAR 22 AM 9:28

Case No. 10-PA-0012

MAR 12 2021

Dept No. II

Douglas County
District Court Clerk

BOBBIE R. WILLIAMS
CLERK

~~RECEIVED~~ DEPUTY

IN THE NINTH JUDICIAL DISTRICT COURT OF THE STATE OF NEVADA

IN AND FOR THE COUNTY OF DOUGLAS

CRYSTAL A. LISTNER
Obligee,

Vs.

SEAN D. SHANNON
Obligor,

JUDGMENT AND ORDER

The undersigned does hereby affirm this document does not contain the social security number of any person, pursuant to NRS 239B.030.

This matter was heard on February 12, 2021 for the Review and Adjustment of the parties 2010 court order. The Court Master with the following were present:

Obligee: Present, via telephone

Obligor: Present, via telephone

Presented by: Alyssa Matovina

Division of Welfare and Support Services
Child Support Enforcement

After considering all the evidence, the Master hereby makes the following Findings and

Recommendations:

The Obligor is the parent of the following child:

NAME

DOB

LANDON DAVID LISTNER

MAY 26, 2010

1 Using Obligor's testimony, Obligor's gross monthly earnings are \$2,600.00. Pursuant
2 to the formula prescribed within NRS 125B.080 and NAC 425 et seq., 16% of those
3 earnings, the state calculates an obligation of \$416.00 per month.

4 The monthly child support obligation recommended in paragraph 1 below is adjusted
5 based on the following considerations contained in NAC 425.150:

6 Any special educational needs of the child:	<u>N/A;</u>
7 The legal responsibility of the parties for the support of others:	<u>N/A;</u>
8 The value of services contributed by either party:	<u>N/A;</u>
9 Any public assistance paid to support the child:	<u>N/A;</u>
10 The cost of transportation of the child to and from visitation:	<u>N/A;</u>
11 The relative income of both households:	<u>N/A;</u>
12 Any other necessary expenses for the benefit of the child:	<u>N/A;</u>
13 The Obligor's ability to pay:	<u>N/A;</u>
14 The child(ren)'s derivative benefit from a federal public benefit:	<u>N/A.</u>

15 The child support amount recommended by the Court Master (set out in paragraph 1
16 below) deviates from the statutory percentage under NAC 425 et seq., based on the
17 Obligor's cost of insurance for the child in the amount of N/A. NAC 425.135

18 The monthly child support amount recommended in paragraph 1 below deviates/is
19 adjusted from the statutory percentage under NRS 125B.080 and NAC 425 et seq.,
20 based on the reasonable cost of child care in amount of 325.00 and the Obligor will
21 share the equitable amount of \$125.00 as part of the monthly child support obligation.
22 NAC 425.130.

23 RECOMMENDED ORDER IS:

24 1. Ongoing support is ordered in the amount of \$541.00 per month beginning
25 February 1, 2021. The obligation for Child Support continues until the child turns 18
26 years of age, or until the child turns 19 years of age if the child is enrolled in High
27 School. NRS 425.300. However, this obligation to support a child is affected by a
28 child's ability to live on their own (NRS129.080 to 129.140 – legal emancipation) or
when applicable, continued financial support beyond the age of majority per NRS
125B.110.

2. The Obligor is responsible for **child support** arrears for the period of
December 1, 2010 through January 31, 2021.

A judgment is entered against the Obligor for **child support** arrears as follows:

Principal in the amount of \$-125.66

Interest in the amount of \$745.73

Penalty in the amount of \$0.00

For a total judgment of \$617.07 to be repaid at \$25.00 per month beginning February 1, 2021.

All payments MUST be made in the form of a money order, cashier's check or business check and payable to **STATE COLLECTION AND DISBURSEMENT UNIT (SCaDU)** and sent to:

STATE COLLECTION AND DISBURSEMENT UNIT (SCaDU)
P.O. BOX 98950
LAS VEGAS, NV 89193-89501

The following information must be included with each payment:

A. Name (first, middle, last) of person responsible for paying child support.

B. Social Security Number of person responsible for paying child support.

C. Child support case number 650-05-7100B listed on each payment.

D. Name of custodian (first and last name of person receiving child support).

PAYMENT OF SUPPORT IS TO BE AS PROVIDED HEREIN, AND THE GIVING OF GIFTS, OF MAKING PURCHASES OF FOOD, CLOTHING AND THE LIKE WILL NOT FULFILL THE OBLIGATION. NOTICE: NO CREDIT WILL BE GIVEN FOR PAYMENTS PAID DIRECTLY TO THE OBLIGEE.

3. All payments shall be made by immediate income withholding. If your full obligation is not met by the amount withheld by your employer, you are responsible to pay the difference between your court ordered obligation and the amount withheld by your employer directly to the STATE COLLECTION AND DISBURSEMENT UNIT (SCaDU). If you fail to do so you will be subject to the assessment of penalties and interest. You may avoid these additional costs by making your current child support payments each month.

- 1 4. The Oblige will cover the child's medical, vision, or dental health insurance needs
2 using either a private for fee insurance plan or public insurance plan. The accessible
3 and reasonable cost of medical support for the child is the amount of \$190.00 per
4 month. The Obligor will pay \$95.00 for the monthly medical cash support. NAC
5 425.135.
- 6 5. Pursuant NRS 425.382 et seq. and NAC 425 et seq., expenses for health care which
7 are not reimbursed through insurance, including expenses for medical, surgical, dental,
8 orthodontic and optical expenses, must be shared equally by both parents. If a parent
9 seeks reimbursement for a child's medical/dental expense not covered by insurance, that
10 parent must send proof of the expense to the other parent within 30 days of paying that
11 bill. The other parent then has 30 days to reimburse the paying parent 1/2 the cost of
12 that bill. The parents are required to comply with this provision for reimbursement
13 under this provision. The parents seeking enforcement of this provision must either go
14 to small claims court or district court to obtain a judgment against the other parent
15 before CSEP is required to collect on that judgment.
- 16 6. The Obligor shall keep the Division of Welfare and Supportive Services informed of
17 any change regarding current residential and/or mailing address, employment and of
18 access to health insurance coverage in WRITING (including health insurance policy
19 information) within 10 days of such change.
- 20 7. Obligor shall be responsible for ALL child support and judgment payments due.
21 Payment is to be made directly to the STATE COLLECTION AND
22 DISBURSEMENT UNIT (SCaDU). At any time withholding does not occur, Obligor
23 must make voluntary payments to the STATE COLLECTION AND DISBURSEMENT
24 UNIT (SCaDU).
- 25 8. Effective July 1, 2004 simple interest will accrue on all adjudicated arrears balances
26 (including payment in lieu of medical insurance) and spousal support balances, for
27 cases with a Nevada controlling order pursuant to NRS 99.040. Interest assessed by a
28

1 judgment of the court prior to July 1, 2004 will be enforced. Interest on the judgment
2 shall accrue at the rate established by NRS 125B.140(2)(c)(1).

3 9. A 10% penalty will be assessed on each unpaid installment, or portion thereof, of an
4 obligation to pay child support for a child, pursuant to NRS 125B.095 until January 31,
5 2020. All penalties accrued through that date will be enforced/collected until the
6 amount is paid in full.

7 10. The State of Nevada has continuing exclusive jurisdiction for enforcement and
8 modification purposes pursuant to the Full Faith and Credit for Child Support Orders
9 Act.

10 11. The Master finds that these Recommendations are in the best interest of the child.

11 ///
12 ///
13 ///
14 ///
15 ///
16 ///
17 ///
18 ///
19 ///
20 ///
21 ///
22 ///
23 ///
24 ///
25 ///
26 ///
27 ///
28 ///

SUPPORT OBLIGATION BREAKDOWN AS FOLLOWS:

Child Support.....	<u>\$541.00</u>	Effective <u>February 1, 2021</u>
Child Support Arrearages.....	<u>\$25.00</u>	Effective <u>February 1, 2021</u>
Medical Cash.....	<u>\$95.00</u>	Effective <u>February 1, 2021</u>
TOTAL PAYMENT.....	<u>\$661.00</u>	

Pursuant to NRS 125B.145 this Order may be reviewed every three (3) years and is subject to future modifications.

NOTICE: Pursuant to NAC 425.165, if you want to adjust the amount of child support established in this order, you **MUST** file a motion to modify the order with or submit a stipulation to the court. If a motion to modify the order is not filed or a stipulation is not submitted, the child support obligation established in this order will continue until such time as all children who are the subject of this order reach 18 years of age or, if the youngest child who is subject to this order is still in high school when he or she reaches 18 years of age, when the child graduates from high school or reaches 19 years of age, whichever comes first. Unless the parties agree otherwise in a stipulation, any modification made pursuant to a motion to modify the order will be effective as of the date the motion was filed. Unless a stay of this Order is obtained from District Court, all enforcement procedures including, but not limited to wage withholding, garnishment, liens and the attachment of federal income tax returns will be undertaken upon entry of this order.

IT IS SO RECOMMENDED.

This 17 day of Feb, 2021.


 COURT MASTER

1 Case No. 10-PA-0012

2 Dept No. II

3
4
5
6 IN THE NINTH JUDICIAL DISTRICT COURT OF THE STATE OF NEVADA
7 IN AND FOR THE COUNTY OF DOUGLAS

8
9 CRYSTAL A. LISTNER
10 Oblige,

11 Vs.

12 SEAN D. SHANNON
13 Obligor,
14 _____/

15 **CERTIFICATE OF MAILING**

16 Pursuant to NRCF 5(b), I certify that on this date I deposited for mailing, postage
17 prepaid, at Reno, Nevada, a true copy of the attached document addressed to:

18 SEAN SHANNON
19 CONFIDENTIAL
20 IN FILE

21 CRYSTAL LISTNER
22 CONFIDENTIAL
23 IN FILE

24 DATED: FEBRUARY 25, 2021

25 SIGNED: 
26 MARTIN HERNANDEZ
27 ADMINISTRATIVE ASSISTANT II

28 DOCUMENTS: JUDGMENT AND ORDER
CASE NO. 10-PA-0012

Custodian Financial Audit (part 1 of 2)

Run Date: 02/03/2021
Run Time: 10:37 AM

NCP Name: Shannon, Sean
CST Name: Listner, Crystal

Case ID: 6500571008
Docket#: 10-PA-0012
Prepared By: AMMATOVI
Last Updated By: AMMATOVI

Office: 03
Prepared By Date: 02/03/2021
Last Updated By Date: 02/03/2021

Provision Type: Child Support

Event Date	Event Type	Current Amount Due	NCP Paid	Unadjudicated Arrears		Adjudicated Arrears	
				Adjustment Amount	Running Balance	Adjustment Amount	Running Balance
12/01/2010	J	0.00	0.00	0.00	0.00	400.00	400.00
12/01/2010	O	200.00	0.00	200.00	200.00	0.00	400.00
12/31/2010	M	0.00	0.00	0.00	200.00	0.00	400.00
01/01/2011	O	200.00	0.00	200.00	400.00	0.00	400.00
01/18/2011	P	0.00	35.72	-35.72	364.28	0.00	400.00
01/31/2011	P	0.00	22.33	-22.33	341.95	0.00	400.00
01/31/2011	M	0.00	0.00	0.00	341.95	0.00	400.00
02/01/2011	O	200.00	0.00	200.00	541.95	0.00	400.00
02/11/2011	P	0.00	66.98	-66.98	474.97	0.00	400.00
02/28/2011	M	0.00	0.00	0.00	474.97	0.00	400.00
03/01/2011	O	200.00	0.00	200.00	674.97	0.00	400.00
03/01/2011	P	0.00	40.19	-40.19	634.78	0.00	400.00
03/09/2011	P	0.00	44.65	-44.65	590.13	0.00	400.00
03/24/2011	P	0.00	56.26	-56.26	533.87	0.00	400.00
03/24/2011	P	0.00	49.11	-49.11	484.76	0.00	400.00
03/31/2011	M	0.00	0.00	0.00	484.76	0.00	400.00
04/01/2011	O	200.00	0.00	200.00	684.76	0.00	400.00
04/30/2011	M	0.00	0.00	0.00	684.76	0.00	400.00
05/01/2011	O	200.00	0.00	200.00	884.76	0.00	400.00
05/04/2011	P	0.00	49.12	-49.12	835.64	0.00	400.00
05/04/2011	P	0.00	56.26	-56.26	779.38	0.00	400.00

A

Event Date	Event Type	Current Amount Due	NCP Paid	Unadjudicated Arrears		Adjudicated Arrears	
				Adjustment Amount	Running Balance	Adjustment Amount	Running Balance
22	05/04/2011	P	0.00	56.25	-56.25	723.13	400.00
23	05/04/2011	P	0.00	49.90	-38.37	684.76	388.47
24	05/13/2011	P	0.00	29.31	0.00	684.76	359.16
25	05/13/2011	P	0.00	21.17	0.00	684.76	337.99
26	05/31/2011	M	0.00	0.00	0.00	684.76	337.99
27	06/01/2011	O	200.00	0.00	200.00	884.76	337.99
28	06/06/2011	P	0.00	49.12	-49.12	835.64	337.99
29	06/06/2011	P	0.00	49.12	-49.12	786.52	337.99
30	06/06/2011	P	0.00	56.25	-56.25	730.27	337.99
31	06/06/2011	P	0.00	57.04	-45.51	684.76	326.46
32	06/30/2011	M	0.00	0.00	0.00	684.76	326.46
33	07/01/2011	O	200.00	0.00	200.00	884.76	326.46
34	07/08/2011	P	0.00	56.26	-56.26	828.50	326.46
35	07/08/2011	P	0.00	49.12	-49.12	779.38	326.46
36	07/25/2011	P	0.00	22.56	-22.56	756.82	326.46
37	07/25/2011	P	0.00	56.25	-56.25	700.57	326.46
38	07/25/2011	P	0.00	57.56	-15.81	684.76	284.71
39	07/25/2011	P	0.00	23.02	0.00	684.76	261.69
40	07/31/2011	M	0.00	0.00	0.00	684.76	261.69
41	08/01/2011	O	200.00	0.00	200.00	884.76	261.69
42	08/29/2011	P	0.00	56.26	-56.26	828.50	261.69
43	08/29/2011	P	0.00	49.12	-49.12	779.38	261.69
44	08/31/2011	M	0.00	0.00	0.00	779.38	261.69
45	09/01/2011	O	200.00	0.00	200.00	979.38	261.69
46	09/19/2011	P	0.00	49.12	-49.12	930.26	261.69
47	09/19/2011	P	0.00	56.26	-56.26	874.00	261.69
48	09/19/2011	P	0.00	56.25	-56.25	817.75	261.69
49	09/19/2011	P	0.00	49.90	-38.37	779.38	250.16
50	09/29/2011	P	0.00	28.17	0.00	779.38	221.99
51	09/29/2011	P	0.00	26.89	0.00	779.38	195.10
52	09/30/2011	M	0.00	0.00	0.00	779.38	195.10
53	10/01/2011	O	200.00	0.00	200.00	979.38	195.10
54	10/14/2011	P	0.00	49.12	-49.12	930.26	195.10
55	10/14/2011	P	0.00	56.26	-56.26	874.00	195.10

Event Date	Event Type	Current Amount Due	NCP Paid	Unadjudicated Arrears		Adjudicated Arrears	
				Adjustment Amount	Running Balance	Adjustment Amount	Running Balance
10/31/2011	M	0.00	0.00	0.00	874.00	0.00	195.10
11/01/2011	O	200.00	0.00	200.00	1074.00	0.00	195.10
11/10/2011	P	0.00	56.26	-56.26	1017.74	0.00	195.10
11/10/2011	P	0.00	49.12	-49.12	968.62	0.00	195.10
11/10/2011	P	0.00	56.25	-56.25	912.37	0.00	195.10
11/10/2011	P	0.00	49.90	-38.37	874.00	-11.53	183.57
11/30/2011	M	0.00	0.00	0.00	874.00	0.00	183.57
12/01/2011	O	200.00	0.00	200.00	1074.00	0.00	183.57
12/01/2011	P	0.00	48.22	-48.22	1025.78	0.00	183.57
12/05/2011	P	0.00	93.77	-93.77	932.01	0.00	183.57
12/09/2011	P	0.00	86.45	-58.01	874.00	-28.44	155.13
12/31/2011	M	0.00	0.00	0.00	874.00	0.00	155.13
01/01/2012	O	200.00	0.00	200.00	1074.00	0.00	155.13
01/20/2012	P	0.00	91.53	-91.53	982.47	0.00	155.13
01/25/2012	P	0.00	93.76	-93.76	888.71	0.00	155.13
01/31/2012	M	0.00	0.00	0.00	888.71	0.00	155.13
02/01/2012	O	200.00	0.00	200.00	1088.71	0.00	155.13
02/21/2012	P	0.00	98.23	-98.23	990.48	0.00	155.13
02/21/2012	P	0.00	98.23	-98.23	892.25	0.00	155.13
02/29/2012	M	0.00	0.00	0.00	892.25	0.00	155.13
03/01/2012	O	200.00	0.00	200.00	1092.25	0.00	155.13
03/09/2012	P	0.00	98.23	-98.23	994.02	0.00	155.13
03/09/2012	P	0.00	98.23	-98.23	895.79	0.00	155.13
03/31/2012	M	0.00	0.00	0.00	895.79	0.00	155.13
04/01/2012	O	200.00	0.00	200.00	1095.79	0.00	155.13
04/18/2012	P	0.00	100.46	-100.46	995.33	0.00	155.13
04/18/2012	P	0.00	100.53	-99.54	895.79	-0.99	154.14
04/30/2012	M	0.00	0.00	0.00	895.79	0.00	154.14
05/01/2012	O	200.00	0.00	200.00	1095.79	0.00	154.14
05/17/2012	P	0.00	98.23	-98.23	997.56	0.00	154.14
05/17/2012	P	0.00	98.23	-98.23	899.33	0.00	154.14
05/31/2012	M	0.00	0.00	0.00	899.33	0.00	154.14
06/01/2012	O	200.00	0.00	200.00	1099.33	0.00	154.14
06/18/2012	P	0.00	98.23	-98.23	1001.10	0.00	154.14

Event Date	Event Type	Current Amount Due	NCP Paid	Unadjudicated Arrears		Adjudicated Arrears			
				Adjustment Amount	Running Balance	Adjustment Amount	Running Balance		
90	06/18/2012	P	0.00	98.23	-98.23	902.87	0.00	154.14	90
91	06/30/2012	M	0.00	0.00	0.00	902.87	0.00	154.14	91
92	07/01/2012	O	200.00	0.00	200.00	1102.87	0.00	154.14	92
93	07/23/2012	P	0.00	98.23	-98.23	1004.64	0.00	154.14	93
94	07/23/2012	P	0.00	98.22	-98.22	906.42	0.00	154.14	94
95	07/31/2012	M	0.00	0.00	0.00	906.42	0.00	154.14	95
96	08/01/2012	O	200.00	0.00	200.00	1106.42	0.00	154.14	96
97	08/20/2012	P	0.00	100.46	-100.46	1005.96	0.00	154.14	97
98	08/20/2012	P	0.00	100.52	-99.54	906.42	-0.98	153.16	98
99	08/31/2012	M	0.00	0.00	0.00	906.42	0.00	153.16	99
100	09/01/2012	O	200.00	0.00	200.00	1106.42	0.00	153.16	100
101	09/17/2012	P	0.00	98.22	-98.22	1008.20	0.00	153.16	101
102	09/17/2012	P	0.00	98.23	-98.23	909.97	0.00	153.16	102
103	09/30/2012	M	0.00	0.00	0.00	909.97	0.00	153.16	103
104	10/01/2012	O	200.00	0.00	200.00	1109.97	0.00	153.16	104
105	10/17/2012	P	0.00	109.39	-109.39	1000.58	0.00	153.16	105
106	10/17/2012	P	0.00	110.68	-90.61	909.97	-20.07	133.09	106
107	10/31/2012	M	0.00	0.00	0.00	909.97	0.00	133.09	107
108	11/01/2012	O	200.00	0.00	200.00	1109.97	0.00	133.09	108
109	11/19/2012	P	0.00	100.46	-100.46	1009.51	0.00	133.09	109
110	11/19/2012	P	0.00	100.52	-99.54	909.97	-0.98	132.11	110
111	11/30/2012	M	0.00	0.00	0.00	909.97	0.00	132.11	111
112	12/01/2012	O	200.00	0.00	200.00	1109.97	0.00	132.11	112
113	12/14/2012	P	0.00	100.46	-100.46	1009.51	0.00	132.11	113
114	12/14/2012	P	0.00	100.52	-99.54	909.97	-0.98	131.13	114
115	12/31/2012	M	0.00	0.00	0.00	909.97	0.00	131.13	115
116	01/01/2013	O	200.00	0.00	200.00	1109.97	0.00	131.13	116
117	01/14/2013	P	0.00	93.76	-93.76	1016.21	0.00	131.13	117
118	01/14/2013	P	0.00	98.23	-98.23	917.98	0.00	131.13	118
119	01/31/2013	M	0.00	0.00	0.00	917.98	0.00	131.13	119
120	02/01/2013	O	200.00	0.00	200.00	1117.98	0.00	131.13	120
121	02/22/2013	P	0.00	100.46	-100.46	1017.52	0.00	131.13	121
122	02/28/2013	M	0.00	0.00	0.00	1017.52	0.00	131.13	122
123	03/01/2013	O	200.00	0.00	200.00	1217.52	0.00	131.13	123

Event Date	Event Type	Current Amount Due	NCP Paid	Unadjudicated Arrears		Adjudicated Arrears			
				Adjustment Amount	Running Balance	Adjustment Amount	Running Balance		
124	03/21/2013	P	0.00	220.00	-200.00	1017.52	-20.00	111.13	124
125	03/31/2013	M	0.00	0.00	0.00	1017.52	0.00	111.13	125
126	04/01/2013	O	200.00	0.00	200.00	1217.52	0.00	111.13	126
127	04/15/2013	P	0.00	225.00	-200.00	1017.52	-25.00	86.13	127
128	04/30/2013	M	0.00	0.00	0.00	1017.52	0.00	86.13	128
129	05/01/2013	O	200.00	0.00	200.00	1217.52	0.00	86.13	129
130	05/23/2013	P	0.00	220.00	-200.00	1017.52	-20.00	66.13	130
131	05/31/2013	M	0.00	0.00	0.00	1017.52	0.00	66.13	131
132	06/01/2013	O	200.00	0.00	200.00	1217.52	0.00	66.13	132
133	06/26/2013	P	0.00	220.00	-200.00	1017.52	-20.00	46.13	133
134	06/30/2013	M	0.00	0.00	0.00	1017.52	0.00	46.13	134
135	07/01/2013	O	200.00	0.00	200.00	1217.52	0.00	46.13	135
136	07/26/2013	P	0.00	220.00	-200.00	1017.52	-20.00	26.13	136
137	07/31/2013	M	0.00	0.00	0.00	1017.52	0.00	26.13	137
138	08/01/2013	O	200.00	0.00	200.00	1217.52	0.00	26.13	138
139	08/26/2013	P	0.00	220.00	-200.00	1017.52	-20.00	6.13	139
140	08/31/2013	M	0.00	0.00	0.00	1017.52	0.00	6.13	140
141	09/01/2013	O	200.00	0.00	200.00	1217.52	0.00	6.13	141
142	09/23/2013	P	0.00	220.00	-213.87	1003.65	-6.13	0.00	142
143	09/30/2013	M	0.00	0.00	0.00	1003.65	0.00	0.00	143
144	10/01/2013	O	200.00	0.00	200.00	1203.65	0.00	0.00	144
145	10/24/2013	P	0.00	220.00	-220.00	983.65	0.00	0.00	145
146	10/31/2013	M	0.00	0.00	0.00	983.65	0.00	0.00	146
147	11/01/2013	O	200.00	0.00	200.00	1183.65	0.00	0.00	147
148	11/25/2013	P	0.00	220.00	-220.00	963.65	0.00	0.00	148
149	11/30/2013	M	0.00	0.00	0.00	963.65	0.00	0.00	149
150	12/01/2013	O	200.00	0.00	200.00	1163.65	0.00	0.00	150
151	12/26/2013	P	0.00	210.00	-210.00	953.65	0.00	0.00	151
152	12/31/2013	M	0.00	0.00	0.00	953.65	0.00	0.00	152
153	01/01/2014	O	200.00	0.00	200.00	1153.65	0.00	0.00	153
154	01/31/2014	M	0.00	0.00	0.00	1153.65	0.00	0.00	154
155	02/01/2014	O	200.00	0.00	200.00	1353.65	0.00	0.00	155
156	02/24/2014	P	0.00	200.00	-200.00	1153.65	0.00	0.00	156
157	02/28/2014	M	0.00	0.00	0.00	1153.65	0.00	0.00	157

Event Date	Event Type	Current Amount Due	NCP Paid	Unadjudicated Arrears		Adjudicated Arrears		
				Adjustment Amount	Running Balance	Adjustment Amount	Running Balance	
158	03/01/2014	O	200.00	0.00	200.00	1353.65	0.00	158
159	03/26/2014	P	0.00	-210.00	-210.00	1143.65	0.00	159
160	03/31/2014	M	0.00	0.00	0.00	1143.65	0.00	160
161	04/01/2014	O	200.00	200.00	200.00	1343.65	0.00	161
162	04/24/2014	P	0.00	-200.00	-200.00	1143.65	0.00	162
163	04/30/2014	M	0.00	0.00	0.00	1143.65	0.00	163
164	05/01/2014	O	200.00	200.00	200.00	1343.65	0.00	164
165	05/30/2014	P	0.00	-200.00	-200.00	1143.65	0.00	165
166	05/31/2014	M	0.00	0.00	0.00	1143.65	0.00	166
167	06/01/2014	O	200.00	200.00	200.00	1343.65	0.00	167
168	06/26/2014	P	0.00	-180.00	-180.00	1163.65	0.00	168
169	06/30/2014	M	0.00	0.00	0.00	1163.65	0.00	169
170	07/01/2014	O	200.00	200.00	200.00	1363.65	0.00	170
171	07/29/2014	P	0.00	-165.00	-165.00	1198.65	0.00	171
172	07/31/2014	M	0.00	0.00	0.00	1198.65	0.00	172
173	08/01/2014	O	200.00	200.00	200.00	1398.65	0.00	173
174	08/28/2014	P	0.00	-200.00	-200.00	1198.65	0.00	174
175	08/31/2014	M	0.00	0.00	0.00	1198.65	0.00	175
176	09/01/2014	O	200.00	200.00	200.00	1398.65	0.00	176
177	09/30/2014	P	0.00	-200.00	-200.00	1198.65	0.00	177
178	09/30/2014	M	0.00	0.00	0.00	1198.65	0.00	178
179	10/01/2014	O	200.00	200.00	200.00	1398.65	0.00	179
180	10/30/2014	P	0.00	-220.00	-220.00	1178.65	0.00	180
181	10/31/2014	M	0.00	0.00	0.00	1178.65	0.00	181
182	11/01/2014	O	200.00	200.00	200.00	1378.65	0.00	182
183	11/30/2014	M	0.00	0.00	0.00	1378.65	0.00	183
184	12/01/2014	O	200.00	200.00	200.00	1578.65	0.00	184
185	12/04/2014	P	0.00	-220.00	-220.00	1358.65	0.00	185
186	12/31/2014	M	0.00	0.00	0.00	1358.65	0.00	186
187	01/01/2015	O	200.00	200.00	200.00	1558.65	0.00	187
188	01/05/2015	P	0.00	-215.00	-215.00	1343.65	0.00	188
189	01/31/2015	M	0.00	0.00	0.00	1343.65	0.00	189
190	02/01/2015	O	200.00	200.00	200.00	1543.65	0.00	190
191	02/03/2015	P	0.00	-200.00	-200.00	1343.65	0.00	191

	Event Date	Event Type	Current Amount Due	NCP Paid	Unadjudicated Arrears		Adjudicated Arrears		
					Adjustment Amount	Running Balance	Adjustment Amount	Running Balance	
192	02/28/2015	M	0.00	0.00	0.00	1343.65	0.00	0.00	192
193	03/01/2015	O	200.00	0.00	200.00	1543.65	0.00	0.00	193
194	03/02/2015	P	0.00	200.00	-200.00	1343.65	0.00	0.00	194
195	03/30/2015	P	0.00	220.00	-220.00	1123.65	0.00	0.00	195
196	03/31/2015	M	0.00	0.00	0.00	1123.65	0.00	0.00	196
197	04/01/2015	O	200.00	0.00	200.00	1323.65	0.00	0.00	197
198	04/30/2015	M	0.00	0.00	0.00	1323.65	0.00	0.00	198
199	05/01/2015	O	200.00	0.00	200.00	1523.65	0.00	0.00	199
200	05/04/2015	P	0.00	200.00	-200.00	1323.65	0.00	0.00	200
201	05/31/2015	M	0.00	0.00	0.00	1323.65	0.00	0.00	201
202	06/01/2015	O	200.00	0.00	200.00	1523.65	0.00	0.00	202
203	06/01/2015	P	0.00	150.00	-150.00	1373.65	0.00	0.00	203
204	06/29/2015	P	0.00	205.00	-205.00	1168.65	0.00	0.00	204
205	06/30/2015	M	0.00	0.00	0.00	1168.65	0.00	0.00	205
206	07/01/2015	O	200.00	0.00	200.00	1368.65	0.00	0.00	206
207	07/31/2015	M	0.00	0.00	0.00	1368.65	0.00	0.00	207
208	08/01/2015	O	200.00	0.00	200.00	1568.65	0.00	0.00	208
209	08/03/2015	P	0.00	150.00	-150.00	1418.65	0.00	0.00	209
210	08/31/2015	M	0.00	0.00	0.00	1418.65	0.00	0.00	210
211	09/01/2015	O	200.00	0.00	200.00	1618.65	0.00	0.00	211
212	09/03/2015	P	0.00	210.00	-210.00	1408.65	0.00	0.00	212
213	09/30/2015	M	0.00	0.00	0.00	1408.65	0.00	0.00	213
214	10/01/2015	O	200.00	0.00	200.00	1608.65	0.00	0.00	214
215	10/05/2015	P	0.00	200.00	-200.00	1408.65	0.00	0.00	215
216	10/31/2015	M	0.00	0.00	0.00	1408.65	0.00	0.00	216
217	11/01/2015	O	200.00	0.00	200.00	1608.65	0.00	0.00	217
218	11/09/2015	P	0.00	200.00	-200.00	1408.65	0.00	0.00	218
219	11/30/2015	M	0.00	0.00	0.00	1408.65	0.00	0.00	219
220	12/01/2015	O	200.00	0.00	200.00	1608.65	0.00	0.00	220
221	12/10/2015	P	0.00	200.00	-200.00	1408.65	0.00	0.00	221
222	12/31/2015	M	0.00	0.00	0.00	1408.65	0.00	0.00	222
223	01/01/2016	O	200.00	0.00	200.00	1608.65	0.00	0.00	223
224	01/27/2016	P	0.00	200.00	-200.00	1408.65	0.00	0.00	224
225	01/31/2016	M	0.00	0.00	0.00	1408.65	0.00	0.00	225

	Event Date	Event Type	Current Amount Due	NCP Paid	Unadjudicated Arrears		Adjudicated Arrears		
					Adjustment Amount	Running Balance	Adjustment Amount	Running Balance	
226	02/01/2016	O	200.00	0.00	200.00	1608.65	0.00	0.00	226
227	02/29/2016	M	0.00	0.00	0.00	1608.65	0.00	0.00	227
228	03/01/2016	O	200.00	0.00	200.00	1808.65	0.00	0.00	228
229	03/02/2016	P	0.00	200.00	-200.00	1608.65	0.00	0.00	229
230	03/31/2016	M	0.00	0.00	0.00	1608.65	0.00	0.00	230
231	04/01/2016	O	200.00	0.00	200.00	1808.65	0.00	0.00	231
232	04/07/2016	P	0.00	200.00	-200.00	1608.65	0.00	0.00	232
233	04/30/2016	M	0.00	0.00	0.00	1608.65	0.00	0.00	233
234	05/01/2016	O	200.00	0.00	200.00	1808.65	0.00	0.00	234
235	05/14/2016	P	0.00	200.00	-200.00	1608.65	0.00	0.00	235
236	05/31/2016	M	0.00	0.00	0.00	1608.65	0.00	0.00	236
237	06/01/2016	O	200.00	0.00	200.00	1808.65	0.00	0.00	237
238	06/17/2016	P	0.00	210.00	-210.00	1598.65	0.00	0.00	238
239	06/30/2016	M	0.00	0.00	0.00	1598.65	0.00	0.00	239
240	07/01/2016	O	200.00	0.00	200.00	1798.65	0.00	0.00	240
241	07/31/2016	M	0.00	0.00	0.00	1798.65	0.00	0.00	241
242	08/01/2016	O	200.00	0.00	200.00	1998.65	0.00	0.00	242
243	08/05/2016	P	0.00	195.00	-195.00	1803.65	0.00	0.00	243
244	08/31/2016	M	0.00	0.00	0.00	1803.65	0.00	0.00	244
245	09/01/2016	O	200.00	0.00	200.00	2003.65	0.00	0.00	245
246	09/23/2016	P	0.00	192.00	-192.00	1811.65	0.00	0.00	246
247	09/30/2016	M	0.00	0.00	0.00	1811.65	0.00	0.00	247
248	10/01/2016	O	200.00	0.00	200.00	2011.65	0.00	0.00	248
249	10/31/2016	M	0.00	0.00	0.00	2011.65	0.00	0.00	249
250	11/01/2016	O	200.00	0.00	200.00	2211.65	0.00	0.00	250
251	11/04/2016	P	0.00	192.00	-192.00	2019.65	0.00	0.00	251
252	11/30/2016	M	0.00	0.00	0.00	2019.65	0.00	0.00	252
253	12/01/2016	O	200.00	0.00	200.00	2219.65	0.00	0.00	253
254	12/31/2016	P	0.00	192.00	-192.00	2027.65	0.00	0.00	254
255	12/31/2016	M	0.00	0.00	0.00	2027.65	0.00	0.00	255
256	01/01/2017	O	200.00	0.00	200.00	2227.65	0.00	0.00	256
257	01/24/2017	P	0.00	210.00	-210.00	2017.65	0.00	0.00	257
258	01/31/2017	M	0.00	0.00	0.00	2017.65	0.00	0.00	258
259	02/01/2017	O	200.00	0.00	200.00	2217.65	0.00	0.00	259

	Event Date	Event Type	Current Amount Due	NCP Paid	Unadjudicated Arrears		Adjudicated Arrears		
					Adjustment Amount	Running Balance	Adjustment Amount	Running Balance	
260	02/23/2017	P	0.00	210.00	-210.00	2007.65	0.00	0.00	260
261	02/28/2017	M	0.00	0.00	0.00	2007.65	0.00	0.00	261
262	03/01/2017	O	200.00	0.00	200.00	2207.65	0.00	0.00	262
263	03/24/2017	P	0.00	220.00	-220.00	1987.65	0.00	0.00	263
264	03/31/2017	M	0.00	0.00	0.00	1987.65	0.00	0.00	264
265	04/01/2017	O	200.00	0.00	200.00	2187.65	0.00	0.00	265
266	04/20/2017	P	0.00	200.00	-200.00	1987.65	0.00	0.00	266
267	04/30/2017	M	0.00	0.00	0.00	1987.65	0.00	0.00	267
268	05/01/2017	O	200.00	0.00	200.00	2187.65	0.00	0.00	268
269	05/24/2017	P	0.00	210.00	-210.00	1977.65	0.00	0.00	269
270	05/31/2017	M	0.00	0.00	0.00	1977.65	0.00	0.00	270
271	06/01/2017	O	200.00	0.00	200.00	2177.65	0.00	0.00	271
272	06/29/2017	P	0.00	210.00	-210.00	1967.65	0.00	0.00	272
273	06/30/2017	M	0.00	0.00	0.00	1967.65	0.00	0.00	273
274	07/01/2017	O	200.00	0.00	200.00	2167.65	0.00	0.00	274
275	07/29/2017	P	0.00	200.00	-200.00	1967.65	0.00	0.00	275
276	07/31/2017	M	0.00	0.00	0.00	1967.65	0.00	0.00	276
277	08/01/2017	O	200.00	0.00	200.00	2167.65	0.00	0.00	277
278	08/29/2017	P	0.00	210.00	-210.00	1957.65	0.00	0.00	278
279	08/31/2017	M	0.00	0.00	0.00	1957.65	0.00	0.00	279
280	09/01/2017	O	200.00	0.00	200.00	2157.65	0.00	0.00	280
281	09/27/2017	P	0.00	210.00	-210.00	1947.65	0.00	0.00	281
282	09/30/2017	M	0.00	0.00	0.00	1947.65	0.00	0.00	282
283	10/01/2017	O	200.00	0.00	200.00	2147.65	0.00	0.00	283
284	10/27/2017	P	0.00	220.00	-220.00	1927.65	0.00	0.00	284
285	10/31/2017	M	0.00	0.00	0.00	1927.65	0.00	0.00	285
286	11/01/2017	O	200.00	0.00	200.00	2127.65	0.00	0.00	286
287	11/30/2017	M	0.00	0.00	0.00	2127.65	0.00	0.00	287
288	12/01/2017	O	200.00	0.00	200.00	2327.65	0.00	0.00	288
289	12/07/2017	P	0.00	220.00	-220.00	2107.65	0.00	0.00	289
290	12/28/2017	P	0.00	210.00	-210.00	1897.65	0.00	0.00	290
291	12/31/2017	M	0.00	0.00	0.00	1897.65	0.00	0.00	291
292	01/01/2018	O	200.00	0.00	200.00	2097.65	0.00	0.00	292
293	01/25/2018	P	0.00	210.00	-210.00	1887.65	0.00	0.00	293

	Event Date	Event Type	Current Amount Due	NCP Paid	Unadjudicated Arrears		Adjudicated Arrears	
					Adjustment Amount	Running Balance	Adjustment Amount	Running Balance
294	01/31/2018	M	0.00	0.00	1887.65	0.00	1887.65	294
295	02/01/2018	O	200.00	0.00	2087.65	0.00	2087.65	295
296	02/28/2018	P	0.00	215.00	1872.65	0.00	1872.65	296
297	02/28/2018	M	0.00	0.00	1872.65	0.00	1872.65	297
298	03/01/2018	O	200.00	0.00	2072.65	0.00	2072.65	298
299	03/27/2018	P	0.00	212.00	1860.65	0.00	1860.65	299
300	03/31/2018	M	0.00	0.00	1860.65	0.00	1860.65	300
301	04/01/2018	O	200.00	0.00	2060.65	0.00	2060.65	301
302	04/25/2018	P	0.00	200.00	1860.65	0.00	1860.65	302
303	04/30/2018	M	0.00	0.00	1860.65	0.00	1860.65	303
304	05/01/2018	O	200.00	0.00	2060.65	0.00	2060.65	304
305	05/29/2018	P	0.00	200.00	1860.65	0.00	1860.65	305
306	05/31/2018	M	0.00	0.00	1860.65	0.00	1860.65	306
307	06/01/2018	O	200.00	0.00	2060.65	0.00	2060.65	307
308	06/28/2018	P	0.00	210.00	1850.65	0.00	1850.65	308
309	06/30/2018	M	0.00	0.00	1850.65	0.00	1850.65	309
310	07/01/2018	O	200.00	0.00	2050.65	0.00	2050.65	310
311	07/28/2018	P	0.00	210.00	1840.65	0.00	1840.65	311
312	07/31/2018	M	0.00	0.00	1840.65	0.00	1840.65	312
313	08/01/2018	O	200.00	0.00	2040.65	0.00	2040.65	313
314	08/30/2018	P	0.00	210.00	1830.65	0.00	1830.65	314
315	08/31/2018	M	0.00	0.00	1830.65	0.00	1830.65	315
316	09/01/2018	O	200.00	0.00	2030.65	0.00	2030.65	316
317	09/25/2018	P	0.00	210.00	1820.65	0.00	1820.65	317
318	09/30/2018	M	0.00	0.00	1820.65	0.00	1820.65	318
319	10/01/2018	O	200.00	0.00	2020.65	0.00	2020.65	319
320	10/25/2018	P	0.00	210.00	1810.65	0.00	1810.65	320
321	10/31/2018	M	0.00	0.00	1810.65	0.00	1810.65	321
322	11/04/2018	O	200.00	0.00	2010.65	0.00	2010.65	322
323	11/22/2018	P	0.00	205.00	1805.65	0.00	1805.65	323
324	11/30/2018	M	0.00	0.00	1805.65	0.00	1805.65	324
325	12/01/2018	O	200.00	0.00	2005.65	0.00	2005.65	325
326	12/18/2018	P	0.00	200.00	1805.65	0.00	1805.65	326
327	12/31/2018	M	0.00	0.00	1805.65	0.00	1805.65	327

Event Date	Event Type	Current Amount Due	NCP Paid	Unadjudicated Arrears		Adjudicated Arrears		
				Adjustment Amount	Running Balance	Adjustment Amount	Running Balance	
328	01/01/2019	O	200.00	0.00	200.00	2005.65	0.00	328
329	01/17/2019	P	0.00	-200.00	0.00	1805.65	0.00	329
330	01/31/2019	M	0.00	0.00	0.00	1805.65	0.00	330
331	02/01/2019	O	200.00	0.00	200.00	2005.65	0.00	331
332	02/16/2019	P	0.00	-210.00	0.00	1795.65	0.00	332
333	02/28/2019	M	0.00	0.00	0.00	1795.65	0.00	333
334	03/01/2019	O	200.00	0.00	200.00	1995.65	0.00	334
335	03/09/2019	P	0.00	-210.00	0.00	1785.65	0.00	335
336	03/31/2019	M	0.00	0.00	0.00	1785.65	0.00	336
337	04/01/2019	O	200.00	0.00	200.00	1985.65	0.00	337
338	04/10/2019	P	0.00	-210.00	0.00	1775.65	0.00	338
339	04/30/2019	M	0.00	0.00	0.00	1775.65	0.00	339
340	05/01/2019	O	200.00	0.00	200.00	1975.65	0.00	340
341	05/08/2019	P	0.00	-210.00	0.00	1765.65	0.00	341
342	05/31/2019	M	0.00	0.00	0.00	1765.65	0.00	342
343	06/01/2019	O	200.00	0.00	200.00	1965.65	0.00	343
344	06/04/2019	P	0.00	-210.00	0.00	1755.65	0.00	344
345	06/30/2019	M	0.00	0.00	0.00	1755.65	0.00	345
346	07/01/2019	O	200.00	0.00	200.00	1955.65	0.00	346
347	07/02/2019	P	0.00	-210.00	0.00	1745.65	0.00	347
348	07/31/2019	M	0.00	0.00	0.00	1745.65	0.00	348
349	08/01/2019	O	200.00	0.00	200.00	1945.65	0.00	349
350	08/02/2019	P	0.00	-210.00	0.00	1735.65	0.00	350
351	08/31/2019	M	0.00	0.00	0.00	1735.65	0.00	351
352	09/01/2019	O	200.00	0.00	200.00	1935.65	0.00	352
353	09/04/2019	P	0.00	-220.00	0.00	1715.65	0.00	353
354	09/30/2019	M	0.00	0.00	0.00	1715.65	0.00	354
355	10/01/2019	O	200.00	0.00	200.00	1915.65	0.00	355
356	10/01/2019	P	0.00	-200.00	0.00	1715.65	0.00	356
357	10/02/2019	P	0.00	-220.00	0.00	1495.65	0.00	357
358	10/31/2019	M	0.00	0.00	0.00	1495.65	0.00	358
359	11/01/2019	O	200.00	0.00	200.00	1695.65	0.00	359
360	11/01/2019	P	0.00	-200.00	0.00	1495.65	0.00	360
361	11/02/2019	P	0.00	-200.00	0.00	1295.65	0.00	361

Event Date	Event Type	Current Amount Due	NCP Paid	Unadjudicated Arrears		Adjudicated Arrears		
				Adjustment Amount	Running Balance	Adjustment Amount	Running Balance	
362	11/30/2019	M	0.00	0.00	1295.65	0.00	0.00	362
363	12/01/2019	O	200.00	200.00	1495.65	0.00	0.00	363
364	12/01/2019	P	0.00	-200.00	1295.65	0.00	0.00	364
365	12/04/2019	P	0.00	-200.00	1095.65	0.00	0.00	365
366	12/31/2019	M	0.00	0.00	1095.65	0.00	0.00	366
367	01/01/2020	O	200.00	200.00	1295.65	0.00	0.00	367
368	01/01/2020	P	0.00	-200.00	1095.65	0.00	0.00	368
369	01/04/2020	P	0.00	-200.00	895.65	0.00	0.00	369
370	01/31/2020	M	0.00	0.00	895.65	0.00	0.00	370
371	02/01/2020	O	200.00	200.00	1095.65	0.00	0.00	371
372	02/01/2020	P	0.00	-200.00	895.65	0.00	0.00	372
373	02/04/2020	P	0.00	-200.00	695.65	0.00	0.00	373
374	02/29/2020	M	0.00	0.00	695.65	0.00	0.00	374
375	03/01/2020	O	200.00	200.00	895.65	0.00	0.00	375
376	03/01/2020	P	0.00	-200.00	695.65	0.00	0.00	376
377	03/03/2020	P	0.00	-210.00	485.65	0.00	0.00	377
378	03/31/2020	M	0.00	0.00	485.65	0.00	0.00	378
379	04/01/2020	O	200.00	200.00	685.65	0.00	0.00	379
380	04/01/2020	P	0.00	-200.00	485.65	0.00	0.00	380
381	04/08/2020	P	0.00	-220.00	265.65	0.00	0.00	381
382	04/30/2020	M	0.00	0.00	265.65	0.00	0.00	382
383	05/01/2020	O	200.00	200.00	465.65	0.00	0.00	383
384	05/01/2020	P	0.00	-200.00	265.65	0.00	0.00	384
385	05/02/2020	P	0.00	-210.00	55.65	0.00	0.00	385
386	05/31/2020	M	0.00	0.00	55.65	0.00	0.00	386
387	06/01/2020	O	200.00	200.00	255.65	0.00	0.00	387
388	06/01/2020	P	0.00	-200.00	55.65	0.00	0.00	388
389	06/12/2020	P	0.00	-55.65	0.00	0.00	0.00	389
390	07/01/2020	O	200.00	200.00	200.00	0.00	0.00	390
391	07/01/2020	P	0.00	-200.00	0.00	0.00	0.00	391
392	07/02/2020	P	0.00	-81.66	-81.66	0.00	0.00	392
393	08/01/2020	O	200.00	200.00	118.34	0.00	0.00	393
394	08/14/2020	P	0.00	-210.00	-91.66	0.00	0.00	394
395	09/01/2020	O	200.00	200.00	108.34	0.00	0.00	395

	Event Date	Event Type	Current Amount Due	NCP Paid	Unadjudicated Arrears		Adjudicated Arrears		
					Adjustment Amount	Running Balance	Adjustment Amount	Running Balance	
396	09/08/2020	P	0.00	212.00	-212.00	-103.66	0.00	0.00	396
397	10/01/2020	O	200.00	0.00	200.00	96.34	0.00	0.00	397
398	10/13/2020	P	0.00	210.00	-210.00	-113.66	0.00	0.00	398
399	11/01/2020	O	200.00	0.00	200.00	86.34	0.00	0.00	399
400	11/10/2020	P	0.00	205.00	-205.00	-118.66	0.00	0.00	400
401	12/01/2020	O	200.00	0.00	200.00	81.34	0.00	0.00	401
402	12/05/2020	P	0.00	205.00	-205.00	-123.66	0.00	0.00	402
403	01/01/2021	O	200.00	0.00	200.00	76.34	0.00	0.00	403
404	01/05/2021	P	0.00	205.00	-205.00	-128.66	0.00	0.00	404
Totals:			\$24400.00	\$25211.35	\$0.00	\$-128.66	\$0.00	\$0.00	

Total Unadjudicated: \$-128.66

Total Adjudicated: \$0.00

Total Arrears: \$-128.66

Custodian Financial Audit (part 2 of 2)

Run Date: 02/03/2021
Run Time: 10:37 AM

NCP Name: Shannon, Sean
CST Name: Listner, Crystal

Case ID: 650057100B
Docket#: 10-PA-0012
Prepared By: AMMATOVI
Last Updated By: AMMATOVI

Office: 03
Prepared By Date: 02/03/2021
Last Updated By Date: 02/03/2021

Provision Type: Child Support

Event Date	Event Type	Current Amount Due	NCP Paid	Unadjudicated Interest (On UA)		Unadjudicated Interest (On AA)		Adjudicated Interest		Unadjudicated Penalty		Adjudicated Penalty	
				Adjust Amount	Running Balance	Adjust Amount	Running Balance	Adjust Amount	Running Balance	Adjust Amount	Running Balance	Adjust Amount	Running Balance
1	12/01/2010	J	0.00	0.00	0.00	0.00	0.00	0.00	0.00	0.00	0.00	0.00	0.00
2	12/01/2010	O	200.00	0.00	0.00	0.00	0.00	0.00	0.00	0.00	0.00	0.00	0.00
3	12/31/2010	M	0.00	0.88	0.88	1.75	1.75	0.00	0.00	0.00	0.00	0.00	0.00
4	01/01/2011	O	200.00	0.00	0.88	0.00	1.75	0.00	0.00	0.00	0.00	0.00	0.00
5	01/18/2011	P	0.00	35.72	0.00	0.88	1.75	0.00	0.00	0.00	0.00	0.00	0.00
6	01/31/2011	P	0.00	22.33	0.00	0.88	1.75	0.00	0.00	0.00	0.00	0.00	0.00
7	01/31/2011	M	0.00	0.00	1.50	2.38	3.50	0.00	0.00	14.20	14.20	0.00	0.00
8	02/01/2011	O	200.00	0.00	0.00	2.38	0.00	0.00	0.00	0.00	14.20	0.00	0.00
9	02/11/2011	P	0.00	66.98	0.00	2.38	0.00	0.00	0.00	0.00	14.20	0.00	0.00
10	02/28/2011	M	0.00	0.00	2.08	4.46	5.25	0.00	0.00	13.30	27.50	0.00	0.00
11	03/01/2011	O	200.00	0.00	0.00	4.46	0.00	0.00	0.00	0.00	27.50	0.00	0.00
12	03/01/2011	P	0.00	40.19	0.00	4.46	0.00	0.00	0.00	0.00	27.50	0.00	0.00
13	03/09/2011	P	0.00	44.65	0.00	4.46	0.00	0.00	0.00	0.00	27.50	0.00	0.00
14	03/24/2011	P	0.00	56.26	0.00	4.46	0.00	0.00	0.00	0.00	27.50	0.00	0.00
15	03/24/2011	P	0.00	49.11	0.00	4.46	0.00	0.00	0.00	0.00	27.50	0.00	0.00
16	03/31/2011	M	0.00	0.00	2.12	6.58	7.00	0.00	0.00	0.98	28.48	0.00	0.00
17	04/01/2011	O	200.00	0.00	0.00	6.58	0.00	0.00	0.00	0.00	28.48	0.00	0.00
18	04/30/2011	M	0.00	0.00	3.00	9.58	1.75	0.00	0.00	20.00	48.48	0.00	0.00
19	05/01/2011	O	200.00	0.00	0.00	9.58	0.00	0.00	0.00	0.00	48.48	0.00	0.00
20	05/04/2011	P	0.00	49.12	0.00	9.58	0.00	0.00	0.00	0.00	48.48	0.00	0.00

Event Date	Event Type	Current Amount Due	NCP Paid	Unadjudicated Interest (On UA)		Unadjudicated Interest (On AA)		Adjudicated Interest		Unadjudicated Penalty		Adjudicated Penalty		
				Adjust Amount	Running Balance	Adjust Amount	Running Balance	Adjust Amount	Running Balance	Adjust Amount	Running Balance	Adjust Amount	Running Balance	
21 05/04/2011	P	0.00	56.26	0.00	9.58	0.00	8.75	0.00	0.00	0.00	48.48	0.00	0.00	21
22 05/04/2011	P	0.00	56.25	0.00	9.58	0.00	8.75	0.00	0.00	0.00	48.48	0.00	0.00	22
23 05/04/2011	P	0.00	49.90	0.00	9.58	0.00	8.75	0.00	0.00	0.00	48.48	0.00	0.00	23
24 05/13/2011	P	0.00	29.31	0.00	9.58	0.00	8.75	0.00	0.00	0.00	48.48	0.00	0.00	24
25 05/13/2011	P	0.00	21.17	0.00	9.58	0.00	8.75	0.00	0.00	0.00	48.48	0.00	0.00	25
26 05/31/2011	M	0.00	0.00	3.00	12.58	1.48	10.23	0.00	0.00	0.00	48.48	0.00	0.00	26
27 06/01/2011	O	200.00	0.00	0.00	12.58	0.00	10.23	0.00	0.00	0.00	48.48	0.00	0.00	27
28 06/06/2011	P	0.00	49.12	0.00	12.58	0.00	10.23	0.00	0.00	0.00	48.48	0.00	0.00	28
29 06/06/2011	P	0.00	49.12	0.00	12.58	0.00	10.23	0.00	0.00	0.00	48.48	0.00	0.00	29
30 06/06/2011	P	0.00	56.25	0.00	12.58	0.00	10.23	0.00	0.00	0.00	48.48	0.00	0.00	30
31 06/06/2011	P	0.00	57.04	0.00	12.58	0.00	10.23	0.00	0.00	0.00	48.48	0.00	0.00	31
32 06/30/2011	M	0.00	0.00	3.00	15.58	1.43	11.66	0.00	0.00	0.00	48.48	0.00	0.00	32
33 07/01/2011	O	200.00	0.00	0.00	15.58	0.00	11.66	0.00	0.00	0.00	48.48	0.00	0.00	33
34 07/08/2011	P	0.00	56.26	0.00	15.58	0.00	11.66	0.00	0.00	0.00	48.48	0.00	0.00	34
35 07/08/2011	P	0.00	49.12	0.00	15.58	0.00	11.66	0.00	0.00	0.00	48.48	0.00	0.00	35
36 07/25/2011	P	0.00	22.56	0.00	15.58	0.00	11.66	0.00	0.00	0.00	48.48	0.00	0.00	36
37 07/25/2011	P	0.00	56.25	0.00	15.58	0.00	11.66	0.00	0.00	0.00	48.48	0.00	0.00	37
38 07/25/2011	P	0.00	57.56	0.00	15.58	0.00	11.66	0.00	0.00	0.00	48.48	0.00	0.00	38
39 07/25/2011	P	0.00	23.02	0.00	15.58	0.00	11.66	0.00	0.00	0.00	48.48	0.00	0.00	39
40 07/31/2011	M	0.00	0.00	3.00	18.58	1.14	12.80	0.00	0.00	0.00	48.48	0.00	0.00	40
41 08/01/2011	O	200.00	0.00	0.00	18.58	0.00	12.80	0.00	0.00	0.00	48.48	0.00	0.00	41
42 08/29/2011	P	0.00	56.26	0.00	18.58	0.00	12.80	0.00	0.00	0.00	48.48	0.00	0.00	42
43 08/29/2011	P	0.00	49.12	0.00	18.58	0.00	12.80	0.00	0.00	0.00	48.48	0.00	0.00	43
44 08/31/2011	M	0.00	0.00	3.41	21.99	1.14	13.94	0.00	0.00	9.46	57.94	0.00	0.00	44
45 09/01/2011	O	200.00	0.00	0.00	21.99	0.00	13.94	0.00	0.00	0.00	57.94	0.00	0.00	45
46 09/19/2011	P	0.00	49.12	0.00	21.99	0.00	13.94	0.00	0.00	0.00	57.94	0.00	0.00	46
47 09/19/2011	P	0.00	56.26	0.00	21.99	0.00	13.94	0.00	0.00	0.00	57.94	0.00	0.00	47
48 09/19/2011	P	0.00	56.25	0.00	21.99	0.00	13.94	0.00	0.00	0.00	57.94	0.00	0.00	48
49 09/19/2011	P	0.00	49.90	0.00	21.99	0.00	13.94	0.00	0.00	0.00	57.94	0.00	0.00	49
50 09/29/2011	P	0.00	28.17	0.00	21.99	0.00	13.94	0.00	0.00	0.00	57.94	0.00	0.00	50
51 09/29/2011	P	0.00	26.89	0.00	21.99	0.00	13.94	0.00	0.00	0.00	57.94	0.00	0.00	51
52 09/30/2011	M	0.00	0.00	3.41	25.40	0.85	14.79	0.00	0.00	0.00	57.94	0.00	0.00	52
53 10/01/2011	O	200.00	0.00	0.00	25.40	0.00	14.79	0.00	0.00	0.00	57.94	0.00	0.00	53

Event Date	Event Type	Current Amount Due	NCP Paid	Unjudicated Interest (On UA)		Unjudicated Interest (On AA)		Adjudicated Interest		Unjudicated Penalty		Adjudicated Penalty		
				Adjust Amount	Running Balance	Adjust Amount	Running Balance	Adjust Amount	Running Balance	Adjust Amount	Running Balance	Adjust Amount	Running Balance	
54 10/14/2011	P	0.00	49.12	0.00	25.40	0.00	14.79	0.00	0.00	0.00	57.94	0.00	0.00	54
55 10/14/2011	P	0.00	56.26	0.00	25.40	0.00	14.79	0.00	0.00	0.00	57.94	0.00	0.00	55
56 10/31/2011	M	0.00	0.00	3.82	29.22	0.85	15.64	0.00	0.00	9.46	67.40	0.00	0.00	56
57 11/01/2011	O	200.00	0.00	0.00	29.22	0.00	15.64	0.00	0.00	0.00	67.40	0.00	0.00	57
58 11/10/2011	P	0.00	56.26	0.00	29.22	0.00	15.64	0.00	0.00	0.00	67.40	0.00	0.00	58
59 11/10/2011	P	0.00	49.12	0.00	29.22	0.00	15.64	0.00	0.00	0.00	67.40	0.00	0.00	59
60 11/10/2011	P	0.00	56.25	0.00	29.22	0.00	15.64	0.00	0.00	0.00	67.40	0.00	0.00	60
61 11/10/2011	P	0.00	49.90	0.00	29.22	0.00	15.64	0.00	0.00	0.00	67.40	0.00	0.00	61
62 11/30/2011	M	0.00	0.00	3.82	33.04	0.80	16.44	0.00	0.00	0.00	67.40	0.00	0.00	62
63 12/01/2011	O	200.00	0.00	0.00	33.04	0.00	16.44	0.00	0.00	0.00	67.40	0.00	0.00	63
64 12/01/2011	P	0.00	48.22	0.00	33.04	0.00	16.44	0.00	0.00	0.00	67.40	0.00	0.00	64
65 12/05/2011	P	0.00	93.77	0.00	33.04	0.00	16.44	0.00	0.00	0.00	67.40	0.00	0.00	65
66 12/09/2011	P	0.00	86.45	0.00	33.04	0.00	16.44	0.00	0.00	0.00	67.40	0.00	0.00	66
67 12/31/2011	M	0.00	0.00	3.82	36.86	0.68	17.12	0.00	0.00	0.00	67.40	0.00	0.00	67
68 01/01/2012	O	200.00	0.00	0.00	36.86	0.00	17.12	0.00	0.00	0.00	67.40	0.00	0.00	68
69 01/20/2012	P	0.00	91.53	0.00	36.86	0.00	17.12	0.00	0.00	0.00	67.40	0.00	0.00	69
70 01/25/2012	P	0.00	93.76	0.00	36.86	0.00	17.12	0.00	0.00	0.00	67.40	0.00	0.00	70
71 01/31/2012	M	0.00	0.00	3.89	40.75	0.68	17.80	0.00	0.00	1.47	68.87	0.00	0.00	71
72 02/01/2012	O	200.00	0.00	0.00	40.75	0.00	17.80	0.00	0.00	0.00	68.87	0.00	0.00	72
73 02/21/2012	P	0.00	98.23	0.00	40.75	0.00	17.80	0.00	0.00	0.00	68.87	0.00	0.00	73
74 02/21/2012	P	0.00	98.23	0.00	40.75	0.00	17.80	0.00	0.00	0.00	68.87	0.00	0.00	74
75 02/29/2012	M	0.00	0.00	3.90	44.65	0.68	18.48	0.00	0.00	0.35	69.22	0.00	0.00	75
76 03/01/2012	O	200.00	0.00	0.00	44.65	0.00	18.48	0.00	0.00	0.00	69.22	0.00	0.00	76
77 03/09/2012	P	0.00	98.23	0.00	44.65	0.00	18.48	0.00	0.00	0.00	69.22	0.00	0.00	77
78 03/09/2012	P	0.00	98.23	0.00	44.65	0.00	18.48	0.00	0.00	0.00	69.22	0.00	0.00	78
79 03/31/2012	M	0.00	0.00	3.92	48.57	0.68	19.16	0.00	0.00	0.35	69.57	0.00	0.00	79
80 04/01/2012	O	200.00	0.00	0.00	48.57	0.00	19.16	0.00	0.00	0.00	69.57	0.00	0.00	80
81 04/18/2012	P	0.00	100.46	0.00	48.57	0.00	19.16	0.00	0.00	0.00	69.57	0.00	0.00	81
82 04/18/2012	P	0.00	100.53	0.00	48.57	0.00	19.16	0.00	0.00	0.00	69.57	0.00	0.00	82
83 04/30/2012	M	0.00	0.00	3.92	52.49	0.67	19.83	0.00	0.00	0.00	69.57	0.00	0.00	83
84 05/01/2012	O	200.00	0.00	0.00	52.49	0.00	19.83	0.00	0.00	0.00	69.57	0.00	0.00	84
85 05/17/2012	P	0.00	98.23	0.00	52.49	0.00	19.83	0.00	0.00	0.00	69.57	0.00	0.00	85
86 05/17/2012	P	0.00	98.23	0.00	52.49	0.00	19.83	0.00	0.00	0.00	69.57	0.00	0.00	86

Event Date	Event Type	Current Amount Due	NCP Paid	Unadjudicated Interest (On UA)		Unadjudicated Interest (On AA)		Adjudicated Interest		Unadjudicated Penalty		Adjudicated Penalty	
				Adjust Amount	Running Balance	Adjust Amount	Running Balance	Adjust Amount	Running Balance	Adjust Amount	Running Balance	Adjust Amount	Running Balance
87	05/31/2012	M	0.00	0.00	56.42	0.67	20.50	0.00	0.00	0.35	69.92	0.00	0.00
88	06/01/2012	O	200.00	0.00	56.42	0.00	20.50	0.00	0.00	0.00	69.92	0.00	0.00
89	06/18/2012	P	0.00	98.23	56.42	0.00	20.50	0.00	0.00	0.00	69.92	0.00	0.00
90	06/18/2012	P	0.00	98.23	56.42	0.00	20.50	0.00	0.00	0.00	69.92	0.00	0.00
91	06/30/2012	M	0.00	0.00	60.37	0.67	21.17	0.00	0.00	0.35	70.27	0.00	0.00
92	07/01/2012	O	200.00	0.00	60.37	0.00	21.17	0.00	0.00	0.00	70.27	0.00	0.00
93	07/23/2012	P	0.00	98.23	60.37	0.00	21.17	0.00	0.00	0.00	70.27	0.00	0.00
94	07/23/2012	P	0.00	98.22	60.37	0.00	21.17	0.00	0.00	0.00	70.27	0.00	0.00
95	07/31/2012	M	0.00	0.00	64.34	0.67	21.84	0.00	0.00	0.36	70.63	0.00	0.00
96	08/01/2012	O	200.00	0.00	64.34	0.00	21.84	0.00	0.00	0.00	70.63	0.00	0.00
97	08/20/2012	P	0.00	100.46	64.34	0.00	21.84	0.00	0.00	0.00	70.63	0.00	0.00
98	08/20/2012	P	0.00	100.52	64.34	0.00	21.84	0.00	0.00	0.00	70.63	0.00	0.00
99	08/31/2012	M	0.00	0.00	68.31	0.67	22.51	0.00	0.00	0.00	70.63	0.00	0.00
100	09/01/2012	O	200.00	0.00	68.31	0.00	22.51	0.00	0.00	0.00	70.63	0.00	0.00
101	09/17/2012	P	0.00	98.22	68.31	0.00	22.51	0.00	0.00	0.00	70.63	0.00	0.00
102	09/17/2012	P	0.00	98.23	68.31	0.00	22.51	0.00	0.00	0.00	70.63	0.00	0.00
103	09/30/2012	M	0.00	0.00	72.29	0.67	23.18	0.00	0.00	0.36	70.99	0.00	0.00
104	10/01/2012	O	200.00	0.00	72.29	0.00	23.18	0.00	0.00	0.00	70.99	0.00	0.00
105	10/17/2012	P	0.00	109.39	72.29	0.00	23.18	0.00	0.00	0.00	70.99	0.00	0.00
106	10/17/2012	P	0.00	110.68	72.29	0.00	23.18	0.00	0.00	0.00	70.99	0.00	0.00
107	10/31/2012	M	0.00	0.00	76.27	0.58	23.76	0.00	0.00	0.00	70.99	0.00	0.00
108	11/01/2012	O	200.00	0.00	76.27	0.00	23.76	0.00	0.00	0.00	70.99	0.00	0.00
109	11/19/2012	P	0.00	100.46	76.27	0.00	23.76	0.00	0.00	0.00	70.99	0.00	0.00
110	11/19/2012	P	0.00	100.52	76.27	0.00	23.76	0.00	0.00	0.00	70.99	0.00	0.00
111	11/30/2012	M	0.00	0.00	80.25	0.58	24.34	0.00	0.00	0.00	70.99	0.00	0.00
112	12/01/2012	O	200.00	0.00	80.25	0.00	24.34	0.00	0.00	0.00	70.99	0.00	0.00
113	12/14/2012	P	0.00	100.46	80.25	0.00	24.34	0.00	0.00	0.00	70.99	0.00	0.00
114	12/14/2012	P	0.00	100.52	80.25	0.00	24.34	0.00	0.00	0.00	70.99	0.00	0.00
115	12/31/2012	M	0.00	0.00	84.23	0.57	24.91	0.00	0.00	0.00	70.99	0.00	0.00
116	01/01/2013	O	200.00	0.00	84.23	0.00	24.91	0.00	0.00	0.00	70.99	0.00	0.00
117	01/14/2013	P	0.00	93.76	84.23	0.00	24.91	0.00	0.00	0.00	70.99	0.00	0.00
118	01/14/2013	P	0.00	98.23	84.23	0.00	24.91	0.00	0.00	0.00	70.99	0.00	0.00
119	01/31/2013	M	0.00	0.00	88.25	0.57	25.48	0.00	0.00	0.80	71.79	0.00	0.00

Event Date	Event Type	Current Amount Due	NCP Paid	Unadjudicated Interest (On UA)		Unadjudicated Interest (On AA)		Adjudicated Interest		Unadjudicated Penalty		Adjudicated Penalty	
				Adjust Amount	Running Balance	Adjust Amount	Running Balance	Adjust Amount	Running Balance	Adjust Amount	Running Balance	Adjust Amount	Running Balance
120 02/01/2013	O	200.00	0.00	0.00	88.25	0.00	25.48	0.00	0.00	0.00	71.79	0.00	0.00
121 02/22/2013	P	0.00	100.46	0.00	88.25	0.00	25.48	0.00	0.00	0.00	71.79	0.00	0.00
122 02/28/2013	M	0.00	0.00	4.45	92.70	0.57	26.05	0.00	0.00	9.95	81.74	0.00	0.00
123 03/01/2013	O	200.00	0.00	0.00	92.70	0.00	26.05	0.00	0.00	0.00	81.74	0.00	0.00
124 03/21/2013	P	0.00	220.00	0.00	92.70	0.00	26.05	0.00	0.00	0.00	81.74	0.00	0.00
125 03/31/2013	M	0.00	0.00	4.45	97.15	0.49	26.54	0.00	0.00	0.00	81.74	0.00	0.00
126 04/01/2013	O	200.00	0.00	0.00	97.15	0.00	26.54	0.00	0.00	0.00	81.74	0.00	0.00
127 04/15/2013	P	0.00	225.00	0.00	97.15	0.00	26.54	0.00	0.00	0.00	81.74	0.00	0.00
128 04/30/2013	M	0.00	0.00	4.45	101.60	0.38	26.92	0.00	0.00	0.00	81.74	0.00	0.00
129 05/01/2013	O	200.00	0.00	0.00	101.60	0.00	26.92	0.00	0.00	0.00	81.74	0.00	0.00
130 05/23/2013	P	0.00	220.00	0.00	101.60	0.00	26.92	0.00	0.00	0.00	81.74	0.00	0.00
131 05/31/2013	M	0.00	0.00	4.45	106.05	0.29	27.21	0.00	0.00	0.00	81.74	0.00	0.00
132 06/01/2013	O	200.00	0.00	0.00	106.05	0.00	27.21	0.00	0.00	0.00	81.74	0.00	0.00
133 06/26/2013	P	0.00	220.00	0.00	106.05	0.00	27.21	0.00	0.00	0.00	81.74	0.00	0.00
134 06/30/2013	M	0.00	0.00	4.45	110.50	0.20	27.41	0.00	0.00	0.00	81.74	0.00	0.00
135 07/01/2013	O	200.00	0.00	0.00	110.50	0.00	27.41	0.00	0.00	0.00	81.74	0.00	0.00
136 07/26/2013	P	0.00	220.00	0.00	110.50	0.00	27.41	0.00	0.00	0.00	81.74	0.00	0.00
137 07/31/2013	M	0.00	0.00	4.45	114.95	0.11	27.52	0.00	0.00	0.00	81.74	0.00	0.00
138 08/01/2013	O	200.00	0.00	0.00	114.95	0.00	27.52	0.00	0.00	0.00	81.74	0.00	0.00
139 08/26/2013	P	0.00	220.00	0.00	114.95	0.00	27.52	0.00	0.00	0.00	81.74	0.00	0.00
140 08/31/2013	M	0.00	0.00	4.45	119.40	0.03	27.55	0.00	0.00	0.00	81.74	0.00	0.00
141 09/01/2013	O	200.00	0.00	0.00	119.40	0.00	27.55	0.00	0.00	0.00	81.74	0.00	0.00
142 09/23/2013	P	0.00	220.00	0.00	119.40	0.00	27.55	0.00	0.00	0.00	81.74	0.00	0.00
143 09/30/2013	M	0.00	0.00	4.39	123.79	0.00	27.55	0.00	0.00	0.00	81.74	0.00	0.00
144 10/01/2013	O	200.00	0.00	0.00	123.79	0.00	27.55	0.00	0.00	0.00	81.74	0.00	0.00
145 10/24/2013	P	0.00	220.00	0.00	123.79	0.00	27.55	0.00	0.00	0.00	81.74	0.00	0.00
146 10/31/2013	M	0.00	0.00	4.30	128.09	0.00	27.55	0.00	0.00	0.00	81.74	0.00	0.00
147 11/01/2013	O	200.00	0.00	0.00	128.09	0.00	27.55	0.00	0.00	0.00	81.74	0.00	0.00
148 11/25/2013	P	0.00	220.00	0.00	128.09	0.00	27.55	0.00	0.00	0.00	81.74	0.00	0.00
149 11/30/2013	M	0.00	0.00	4.22	132.31	0.00	27.55	0.00	0.00	0.00	81.74	0.00	0.00
150 12/01/2013	O	200.00	0.00	0.00	132.31	0.00	27.55	0.00	0.00	0.00	81.74	0.00	0.00
151 12/26/2013	P	0.00	210.00	0.00	132.31	0.00	27.55	0.00	0.00	0.00	81.74	0.00	0.00
152 12/31/2013	M	0.00	0.00	4.17	136.48	0.00	27.55	0.00	0.00	0.00	81.74	0.00	0.00

Event Date	Event Type	Current Amount Due	NCP Paid	Unadjudicated Interest (On UA)		Unadjudicated Interest (On AA)		Adjudicated Interest		Unadjudicated Penalty		Adjudicated Penalty	
				Adjust Amount	Running Balance	Adjust Amount	Running Balance	Adjust Amount	Running Balance	Adjust Amount	Running Balance	Adjust Amount	Running Balance
153 01/01/2014	O	200.00	0.00	0.00	136.48	0.00	27.55	0.00	0.00	0.00	81.74	0.00	0.00
154 01/31/2014	M	0.00	0.00	5.05	141.53	0.00	27.55	0.00	0.00	20.00	101.74	0.00	0.00
155 02/01/2014	O	200.00	0.00	0.00	141.53	0.00	27.55	0.00	0.00	0.00	101.74	0.00	0.00
156 02/24/2014	P	0.00	200.00	0.00	141.53	0.00	27.55	0.00	0.00	0.00	101.74	0.00	0.00
157 02/28/2014	M	0.00	0.00	5.05	146.58	0.00	27.55	0.00	0.00	0.00	101.74	0.00	0.00
158 03/01/2014	O	200.00	0.00	0.00	146.58	0.00	27.55	0.00	0.00	0.00	101.74	0.00	0.00
159 03/26/2014	P	0.00	210.00	0.00	146.58	0.00	27.55	0.00	0.00	0.00	101.74	0.00	0.00
160 03/31/2014	M	0.00	0.00	5.00	151.58	0.00	27.55	0.00	0.00	0.00	101.74	0.00	0.00
161 04/01/2014	O	200.00	0.00	0.00	151.58	0.00	27.55	0.00	0.00	0.00	101.74	0.00	0.00
162 04/24/2014	P	0.00	200.00	0.00	151.58	0.00	27.55	0.00	0.00	0.00	101.74	0.00	0.00
163 04/30/2014	M	0.00	0.00	5.00	156.58	0.00	27.55	0.00	0.00	0.00	101.74	0.00	0.00
164 05/01/2014	O	200.00	0.00	0.00	156.58	0.00	27.55	0.00	0.00	0.00	101.74	0.00	0.00
165 05/30/2014	P	0.00	200.00	0.00	156.58	0.00	27.55	0.00	0.00	0.00	101.74	0.00	0.00
166 05/31/2014	M	0.00	0.00	5.00	161.58	0.00	27.55	0.00	0.00	0.00	101.74	0.00	0.00
167 06/01/2014	O	200.00	0.00	0.00	161.58	0.00	27.55	0.00	0.00	0.00	101.74	0.00	0.00
168 06/26/2014	P	0.00	180.00	0.00	161.58	0.00	27.55	0.00	0.00	0.00	101.74	0.00	0.00
169 06/30/2014	M	0.00	0.00	5.09	166.67	0.00	27.55	0.00	0.00	2.00	103.74	0.00	0.00
170 07/01/2014	O	200.00	0.00	0.00	166.67	0.00	27.55	0.00	0.00	0.00	103.74	0.00	0.00
171 07/29/2014	P	0.00	165.00	0.00	166.67	0.00	27.55	0.00	0.00	0.00	103.74	0.00	0.00
172 07/31/2014	M	0.00	0.00	5.24	171.91	0.00	27.55	0.00	0.00	3.50	107.24	0.00	0.00
173 08/01/2014	O	200.00	0.00	0.00	171.91	0.00	27.55	0.00	0.00	0.00	107.24	0.00	0.00
174 08/28/2014	P	0.00	200.00	0.00	171.91	0.00	27.55	0.00	0.00	0.00	107.24	0.00	0.00
175 08/31/2014	M	0.00	0.00	5.24	177.15	0.00	27.55	0.00	0.00	0.00	107.24	0.00	0.00
176 09/01/2014	O	200.00	0.00	0.00	177.15	0.00	27.55	0.00	0.00	0.00	107.24	0.00	0.00
177 09/30/2014	P	0.00	200.00	0.00	177.15	0.00	27.55	0.00	0.00	0.00	107.24	0.00	0.00
178 09/30/2014	M	0.00	0.00	5.24	182.39	0.00	27.55	0.00	0.00	0.00	107.24	0.00	0.00
179 10/01/2014	O	200.00	0.00	0.00	182.39	0.00	27.55	0.00	0.00	0.00	107.24	0.00	0.00
180 10/30/2014	P	0.00	220.00	0.00	182.39	0.00	27.55	0.00	0.00	0.00	107.24	0.00	0.00
181 10/31/2014	M	0.00	0.00	5.16	187.55	0.00	27.55	0.00	0.00	0.00	107.24	0.00	0.00
182 11/01/2014	O	200.00	0.00	0.00	187.55	0.00	27.55	0.00	0.00	0.00	107.24	0.00	0.00
183 11/30/2014	M	0.00	0.00	6.03	193.58	0.00	27.55	0.00	0.00	20.00	127.24	0.00	0.00
184 12/01/2014	O	200.00	0.00	0.00	193.58	0.00	27.55	0.00	0.00	0.00	127.24	0.00	0.00
185 12/04/2014	P	0.00	220.00	0.00	193.58	0.00	27.55	0.00	0.00	0.00	127.24	0.00	0.00

Event Date	Event Type	Current Amount Due	NCP Paid	Unadjudicated Interest (On UA)		Unadjudicated Interest (On AA)		Adjudicated Interest		Unadjudicated Penalty		Adjudicated Penalty	
				Adjust Amount	Running Balance	Adjust Amount	Running Balance	Adjust Amount	Running Balance	Adjust Amount	Running Balance	Adjust Amount	Running Balance
186 12/31/2014	M	0.00	0.00	5.94	199.52	0.00	27.55	0.00	0.00	0.00	0.00	127.24	0.00
187 01/01/2015	O	200.00	0.00	0.00	199.52	0.00	27.55	0.00	0.00	0.00	0.00	127.24	0.00
188 01/05/2015	P	0.00	215.00	0.00	199.52	0.00	27.55	0.00	0.00	0.00	0.00	127.24	0.00
189 01/31/2015	M	0.00	0.00	5.88	205.40	0.00	27.55	0.00	0.00	0.00	0.00	127.24	0.00
190 02/01/2015	O	200.00	0.00	0.00	205.40	0.00	27.55	0.00	0.00	0.00	0.00	127.24	0.00
191 02/03/2015	P	0.00	200.00	0.00	205.40	0.00	27.55	0.00	0.00	0.00	0.00	127.24	0.00
192 02/28/2015	M	0.00	0.00	5.88	211.28	0.00	27.55	0.00	0.00	0.00	0.00	127.24	0.00
193 03/01/2015	O	200.00	0.00	0.00	211.28	0.00	27.55	0.00	0.00	0.00	0.00	127.24	0.00
194 03/02/2015	P	0.00	200.00	0.00	211.28	0.00	27.55	0.00	0.00	0.00	0.00	127.24	0.00
195 03/30/2015	P	0.00	220.00	0.00	211.28	0.00	27.55	0.00	0.00	0.00	0.00	127.24	0.00
196 03/31/2015	M	0.00	0.00	4.92	216.20	0.00	27.55	0.00	0.00	0.00	0.00	127.24	0.00
197 04/01/2015	O	200.00	0.00	0.00	216.20	0.00	27.55	0.00	0.00	0.00	0.00	127.24	0.00
198 04/30/2015	M	0.00	0.00	5.79	221.99	0.00	27.55	0.00	0.00	20.00	0.00	147.24	0.00
199 05/01/2015	O	200.00	0.00	0.00	221.99	0.00	27.55	0.00	0.00	0.00	0.00	147.24	0.00
200 05/04/2015	P	0.00	200.00	0.00	221.99	0.00	27.55	0.00	0.00	0.00	0.00	147.24	0.00
201 05/31/2015	M	0.00	0.00	5.79	227.78	0.00	27.55	0.00	0.00	0.00	0.00	147.24	0.00
202 06/01/2015	O	200.00	0.00	0.00	227.78	0.00	27.55	0.00	0.00	0.00	0.00	147.24	0.00
203 06/01/2015	P	0.00	150.00	0.00	227.78	0.00	27.55	0.00	0.00	0.00	0.00	147.24	0.00
204 06/29/2015	P	0.00	205.00	0.00	227.78	0.00	27.55	0.00	0.00	0.00	0.00	147.24	0.00
205 06/30/2015	M	0.00	0.00	5.11	232.89	0.00	27.55	0.00	0.00	0.00	0.00	147.24	0.00
206 07/01/2015	O	200.00	0.00	0.00	232.89	0.00	27.55	0.00	0.00	0.00	0.00	147.24	0.00
207 07/31/2015	M	0.00	0.00	5.99	238.88	0.00	27.55	0.00	0.00	20.00	0.00	167.24	0.00
208 08/01/2015	O	200.00	0.00	0.00	238.88	0.00	27.55	0.00	0.00	0.00	0.00	167.24	0.00
209 08/03/2015	P	0.00	150.00	0.00	238.88	0.00	27.55	0.00	0.00	0.00	0.00	167.24	0.00
210 08/31/2015	M	0.00	0.00	6.21	245.09	0.00	27.55	0.00	0.00	5.00	0.00	172.24	0.00
211 09/01/2015	O	200.00	0.00	0.00	245.09	0.00	27.55	0.00	0.00	0.00	0.00	172.24	0.00
212 09/03/2015	P	0.00	210.00	0.00	245.09	0.00	27.55	0.00	0.00	0.00	0.00	172.24	0.00
213 09/30/2015	M	0.00	0.00	6.16	251.25	0.00	27.55	0.00	0.00	0.00	0.00	172.24	0.00
214 10/01/2015	O	200.00	0.00	0.00	251.25	0.00	27.55	0.00	0.00	0.00	0.00	172.24	0.00
215 10/05/2015	P	0.00	200.00	0.00	251.25	0.00	27.55	0.00	0.00	0.00	0.00	172.24	0.00
216 10/31/2015	M	0.00	0.00	6.16	257.41	0.00	27.55	0.00	0.00	0.00	0.00	172.24	0.00
217 11/01/2015	O	200.00	0.00	0.00	257.41	0.00	27.55	0.00	0.00	0.00	0.00	172.24	0.00
218 11/09/2015	P	0.00	200.00	0.00	257.41	0.00	27.55	0.00	0.00	0.00	0.00	172.24	0.00

Event Date	Event Type	Current Amount Due	NCP Paid	Unadjudicated Interest (On UA)		Unadjudicated Interest (On AA)		Adjudicated Interest		Unadjudicated Penalty		Adjudicated Penalty		
				Adjust Amount	Running Balance	Adjust Amount	Running Balance	Adjust Amount	Running Balance	Adjust Amount	Running Balance	Adjust Amount	Running Balance	
219 11/30/2015	M	0.00	0.00	6.16	263.57	0.00	27.55	0.00	0.00	0.00	172.24	0.00	0.00	219
220 12/01/2015	O	200.00	0.00	0.00	263.57	0.00	27.55	0.00	0.00	0.00	172.24	0.00	0.00	220
221 12/10/2015	P	0.00	200.00	0.00	263.57	0.00	27.55	0.00	0.00	0.00	172.24	0.00	0.00	221
222 12/31/2015	M	0.00	0.00	6.16	269.73	0.00	27.55	0.00	0.00	0.00	172.24	0.00	0.00	222
223 01/01/2016	O	200.00	0.00	0.00	269.73	0.00	27.55	0.00	0.00	0.00	172.24	0.00	0.00	223
224 01/27/2016	P	0.00	200.00	0.00	269.73	0.00	27.55	0.00	0.00	0.00	172.24	0.00	0.00	224
225 01/31/2016	M	0.00	0.00	6.46	276.19	0.00	27.55	0.00	0.00	0.00	172.24	0.00	0.00	225
226 02/01/2016	O	200.00	0.00	0.00	276.19	0.00	27.55	0.00	0.00	0.00	172.24	0.00	0.00	226
227 02/29/2016	M	0.00	0.00	7.37	283.56	0.00	27.55	0.00	0.00	20.00	192.24	0.00	0.00	227
228 03/01/2016	O	200.00	0.00	0.00	283.56	0.00	27.55	0.00	0.00	0.00	192.24	0.00	0.00	228
229 03/02/2016	P	0.00	200.00	0.00	283.56	0.00	27.55	0.00	0.00	0.00	192.24	0.00	0.00	229
230 03/31/2016	M	0.00	0.00	7.37	290.93	0.00	27.55	0.00	0.00	0.00	192.24	0.00	0.00	230
231 04/01/2016	O	200.00	0.00	0.00	290.93	0.00	27.55	0.00	0.00	0.00	192.24	0.00	0.00	231
232 04/07/2016	P	0.00	200.00	0.00	290.93	0.00	27.55	0.00	0.00	0.00	192.24	0.00	0.00	232
233 04/30/2016	M	0.00	0.00	7.37	298.30	0.00	27.55	0.00	0.00	0.00	192.24	0.00	0.00	233
234 05/01/2016	O	200.00	0.00	0.00	298.30	0.00	27.55	0.00	0.00	0.00	192.24	0.00	0.00	234
235 05/14/2016	P	0.00	200.00	0.00	298.30	0.00	27.55	0.00	0.00	0.00	192.24	0.00	0.00	235
236 05/31/2016	M	0.00	0.00	7.37	305.67	0.00	27.55	0.00	0.00	0.00	192.24	0.00	0.00	236
237 06/01/2016	O	200.00	0.00	0.00	305.67	0.00	27.55	0.00	0.00	0.00	192.24	0.00	0.00	237
238 06/17/2016	P	0.00	210.00	0.00	305.67	0.00	27.55	0.00	0.00	0.00	192.24	0.00	0.00	238
239 06/30/2016	M	0.00	0.00	7.33	313.00	0.00	27.55	0.00	0.00	0.00	192.24	0.00	0.00	239
240 07/01/2016	O	200.00	0.00	0.00	313.00	0.00	27.55	0.00	0.00	0.00	192.24	0.00	0.00	240
241 07/31/2016	M	0.00	0.00	8.24	321.24	0.00	27.55	0.00	0.00	20.00	212.24	0.00	0.00	241
242 08/01/2016	O	200.00	0.00	0.00	321.24	0.00	27.55	0.00	0.00	0.00	212.24	0.00	0.00	242
243 08/05/2016	P	0.00	195.00	0.00	321.24	0.00	27.55	0.00	0.00	0.00	212.24	0.00	0.00	243
244 08/31/2016	M	0.00	0.00	8.27	329.51	0.00	27.55	0.00	0.00	0.50	212.74	0.00	0.00	244
245 09/01/2016	O	200.00	0.00	0.00	329.51	0.00	27.55	0.00	0.00	0.00	212.74	0.00	0.00	245
246 09/23/2016	P	0.00	192.00	0.00	329.51	0.00	27.55	0.00	0.00	0.00	212.74	0.00	0.00	246
247 09/30/2016	M	0.00	0.00	8.30	337.81	0.00	27.55	0.00	0.00	0.80	213.54	0.00	0.00	247
248 10/01/2016	O	200.00	0.00	0.00	337.81	0.00	27.55	0.00	0.00	0.00	213.54	0.00	0.00	248
249 10/31/2016	M	0.00	0.00	9.22	347.03	0.00	27.55	0.00	0.00	20.00	233.54	0.00	0.00	249
250 11/01/2016	O	200.00	0.00	0.00	347.03	0.00	27.55	0.00	0.00	0.00	233.54	0.00	0.00	250
251 11/04/2016	P	0.00	192.00	0.00	347.03	0.00	27.55	0.00	0.00	0.00	233.54	0.00	0.00	251

Event Date	Event Type	Current Amount Due	NCP Paid	Unadjudicated Interest (On UA)		Unadjudicated Interest (On AA)		Adjudicated Interest		Unadjudicated Penalty		Adjudicated Penalty	
				Adjust Amount	Running Balance	Adjust Amount	Running Balance	Adjust Amount	Running Balance	Adjust Amount	Running Balance	Adjust Amount	Running Balance
252 11/30/2016	M	0.00	0.00	9.26	356.29	0.00	27.55	0.00	0.00	0.80	234.34	0.00	0.00
253 12/01/2016	O	200.00	0.00	0.00	356.29	0.00	27.55	0.00	0.00	0.00	234.34	0.00	0.00
254 12/31/2016	P	0.00	192.00	0.00	356.29	0.00	27.55	0.00	0.00	0.00	234.34	0.00	0.00
255 12/31/2016	M	0.00	0.00	9.29	365.58	0.00	27.55	0.00	0.00	0.80	235.14	0.00	0.00
256 01/01/2017	O	200.00	0.00	0.00	365.58	0.00	27.55	0.00	0.00	0.00	235.14	0.00	0.00
257 01/24/2017	P	0.00	210.00	0.00	365.58	0.00	27.55	0.00	0.00	0.00	235.14	0.00	0.00
258 01/31/2017	M	0.00	0.00	9.67	375.25	0.00	27.55	0.00	0.00	0.00	235.14	0.00	0.00
259 02/01/2017	O	200.00	0.00	0.00	375.25	0.00	27.55	0.00	0.00	0.00	235.14	0.00	0.00
260 02/23/2017	P	0.00	210.00	0.00	375.25	0.00	27.55	0.00	0.00	0.00	235.14	0.00	0.00
261 02/28/2017	M	0.00	0.00	9.62	384.87	0.00	27.55	0.00	0.00	0.00	235.14	0.00	0.00
262 03/01/2017	O	200.00	0.00	0.00	384.87	0.00	27.55	0.00	0.00	0.00	235.14	0.00	0.00
263 03/24/2017	P	0.00	220.00	0.00	384.87	0.00	27.55	0.00	0.00	0.00	235.14	0.00	0.00
264 03/31/2017	M	0.00	0.00	9.52	394.39	0.00	27.55	0.00	0.00	0.00	235.14	0.00	0.00
265 04/01/2017	O	200.00	0.00	0.00	394.39	0.00	27.55	0.00	0.00	0.00	235.14	0.00	0.00
266 04/20/2017	P	0.00	200.00	0.00	394.39	0.00	27.55	0.00	0.00	0.00	235.14	0.00	0.00
267 04/30/2017	M	0.00	0.00	9.52	403.91	0.00	27.55	0.00	0.00	0.00	235.14	0.00	0.00
268 05/01/2017	O	200.00	0.00	0.00	403.91	0.00	27.55	0.00	0.00	0.00	235.14	0.00	0.00
269 05/24/2017	P	0.00	210.00	0.00	403.91	0.00	27.55	0.00	0.00	0.00	235.14	0.00	0.00
270 05/31/2017	M	0.00	0.00	9.48	413.39	0.00	27.55	0.00	0.00	0.00	235.14	0.00	0.00
271 06/01/2017	O	200.00	0.00	0.00	413.39	0.00	27.55	0.00	0.00	0.00	235.14	0.00	0.00
272 06/29/2017	P	0.00	210.00	0.00	413.39	0.00	27.55	0.00	0.00	0.00	235.14	0.00	0.00
273 06/30/2017	M	0.00	0.00	9.43	422.82	0.00	27.55	0.00	0.00	0.00	235.14	0.00	0.00
274 07/01/2017	O	200.00	0.00	0.00	422.82	0.00	27.55	0.00	0.00	0.00	235.14	0.00	0.00
275 07/29/2017	P	0.00	200.00	0.00	422.82	0.00	27.55	0.00	0.00	0.00	235.14	0.00	0.00
276 07/31/2017	M	0.00	0.00	10.25	433.07	0.00	27.55	0.00	0.00	0.00	235.14	0.00	0.00
277 08/01/2017	O	200.00	0.00	0.00	433.07	0.00	27.55	0.00	0.00	0.00	235.14	0.00	0.00
278 08/29/2017	P	0.00	210.00	0.00	433.07	0.00	27.55	0.00	0.00	0.00	235.14	0.00	0.00
279 08/31/2017	M	0.00	0.00	10.20	443.27	0.00	27.55	0.00	0.00	0.00	235.14	0.00	0.00
280 09/01/2017	O	200.00	0.00	0.00	443.27	0.00	27.55	0.00	0.00	0.00	235.14	0.00	0.00
281 09/27/2017	P	0.00	210.00	0.00	443.27	0.00	27.55	0.00	0.00	0.00	235.14	0.00	0.00
282 09/30/2017	M	0.00	0.00	10.14	453.41	0.00	27.55	0.00	0.00	0.00	235.14	0.00	0.00
283 10/01/2017	O	200.00	0.00	0.00	453.41	0.00	27.55	0.00	0.00	0.00	235.14	0.00	0.00
284 10/27/2017	P	0.00	220.00	0.00	453.41	0.00	27.55	0.00	0.00	0.00	235.14	0.00	0.00

Event Date	Event Type	Current Amount Due	NCP Paid	Unadjudicated Interest (On UA)		Unadjudicated Interest (On AA)		Adjudicated Interest		Unadjudicated Penalty		Adjudicated Penalty	
				Adjust Amount	Running Balance	Adjust Amount	Running Balance	Adjust Amount	Running Balance	Adjust Amount	Running Balance	Adjust Amount	Running Balance
285 10/31/2017	M	0.00	0.00	10.04	463.45	0.00	27.55	0.00	0.00	0.00	235.14	0.00	0.00
286 11/01/2017	O	200.00	0.00	0.00	463.45	0.00	27.55	0.00	0.00	0.00	235.14	0.00	0.00
287 11/30/2017	M	0.00	0.00	11.08	474.53	0.00	27.55	0.00	0.00	20.00	255.14	0.00	0.00
288 12/01/2017	O	200.00	0.00	0.00	474.53	0.00	27.55	0.00	0.00	0.00	255.14	0.00	0.00
289 12/07/2017	P	0.00	220.00	0.00	474.53	0.00	27.55	0.00	0.00	0.00	255.14	0.00	0.00
290 12/28/2017	P	0.00	210.00	0.00	474.53	0.00	27.55	0.00	0.00	0.00	255.14	0.00	0.00
291 12/31/2017	M	0.00	0.00	9.88	484.41	0.00	27.55	0.00	0.00	0.00	255.14	0.00	0.00
292 01/01/2018	O	200.00	0.00	0.00	484.41	0.00	27.55	0.00	0.00	0.00	255.14	0.00	0.00
293 01/25/2018	P	0.00	210.00	0.00	484.41	0.00	27.55	0.00	0.00	0.00	255.14	0.00	0.00
294 01/31/2018	M	0.00	0.00	10.22	494.63	0.00	27.55	0.00	0.00	0.00	255.14	0.00	0.00
295 02/01/2018	O	200.00	0.00	0.00	494.63	0.00	27.55	0.00	0.00	0.00	255.14	0.00	0.00
296 02/28/2018	P	0.00	215.00	0.00	494.63	0.00	27.55	0.00	0.00	0.00	255.14	0.00	0.00
297 02/28/2018	M	0.00	0.00	10.14	504.77	0.00	27.55	0.00	0.00	0.00	255.14	0.00	0.00
298 03/01/2018	O	200.00	0.00	0.00	504.77	0.00	27.55	0.00	0.00	0.00	255.14	0.00	0.00
299 03/27/2018	P	0.00	212.00	0.00	504.77	0.00	27.55	0.00	0.00	0.00	255.14	0.00	0.00
300 03/31/2018	M	0.00	0.00	10.08	514.85	0.00	27.55	0.00	0.00	0.00	255.14	0.00	0.00
301 04/01/2018	O	200.00	0.00	0.00	514.85	0.00	27.55	0.00	0.00	0.00	255.14	0.00	0.00
302 04/25/2018	P	0.00	200.00	0.00	514.85	0.00	27.55	0.00	0.00	0.00	255.14	0.00	0.00
303 04/30/2018	M	0.00	0.00	10.08	524.93	0.00	27.55	0.00	0.00	0.00	255.14	0.00	0.00
304 05/01/2018	O	200.00	0.00	0.00	524.93	0.00	27.55	0.00	0.00	0.00	255.14	0.00	0.00
305 05/29/2018	P	0.00	200.00	0.00	524.93	0.00	27.55	0.00	0.00	0.00	255.14	0.00	0.00
306 05/31/2018	M	0.00	0.00	10.08	535.01	0.00	27.55	0.00	0.00	0.00	255.14	0.00	0.00
307 06/01/2018	O	200.00	0.00	0.00	535.01	0.00	27.55	0.00	0.00	0.00	255.14	0.00	0.00
308 06/28/2018	P	0.00	210.00	0.00	535.01	0.00	27.55	0.00	0.00	0.00	255.14	0.00	0.00
309 06/30/2018	M	0.00	0.00	10.02	545.03	0.00	27.55	0.00	0.00	0.00	255.14	0.00	0.00
310 07/01/2018	O	200.00	0.00	0.00	545.03	0.00	27.55	0.00	0.00	0.00	255.14	0.00	0.00
311 07/28/2018	P	0.00	210.00	0.00	545.03	0.00	27.55	0.00	0.00	0.00	255.14	0.00	0.00
312 07/31/2018	M	0.00	0.00	10.74	555.77	0.00	27.55	0.00	0.00	0.00	255.14	0.00	0.00
313 08/01/2018	O	200.00	0.00	0.00	555.77	0.00	27.55	0.00	0.00	0.00	255.14	0.00	0.00
314 08/30/2018	P	0.00	210.00	0.00	555.77	0.00	27.55	0.00	0.00	0.00	255.14	0.00	0.00
315 08/31/2018	M	0.00	0.00	10.68	566.45	0.00	27.55	0.00	0.00	0.00	255.14	0.00	0.00
316 09/01/2018	O	200.00	0.00	0.00	566.45	0.00	27.55	0.00	0.00	0.00	255.14	0.00	0.00
317 09/25/2018	P	0.00	210.00	0.00	566.45	0.00	27.55	0.00	0.00	0.00	255.14	0.00	0.00

Event Date	Event Type	Current Amount Due	NCP Paid	Unadjudicated Interest (On UA)		Unadjudicated Interest (On AA)		Adjudicated Interest		Unadjudicated Penalty		Adjudicated Penalty		
				Adjust Amount	Running Balance	Adjust Amount	Running Balance	Adjust Amount	Running Balance	Adjust Amount	Running Balance	Adjust Amount	Running Balance	
318 09/30/2018	M	0.00	0.00	10.62	577.07	0.00	27.55	0.00	0.00	0.00	255.14	0.00	0.00	318
319 10/01/2018	O	200.00	0.00	0.00	577.07	0.00	27.55	0.00	0.00	0.00	255.14	0.00	0.00	319
320 10/25/2018	P	0.00	210.00	0.00	577.07	0.00	27.55	0.00	0.00	0.00	255.14	0.00	0.00	320
321 10/31/2018	M	0.00	0.00	10.56	587.63	0.00	27.55	0.00	0.00	0.00	255.14	0.00	0.00	321
322 11/01/2018	O	200.00	0.00	0.00	587.63	0.00	27.55	0.00	0.00	0.00	255.14	0.00	0.00	322
323 11/22/2018	P	0.00	205.00	0.00	587.63	0.00	27.55	0.00	0.00	0.00	255.14	0.00	0.00	323
324 11/30/2018	M	0.00	0.00	10.53	598.16	0.00	27.55	0.00	0.00	0.00	255.14	0.00	0.00	324
325 12/01/2018	O	200.00	0.00	0.00	598.16	0.00	27.55	0.00	0.00	0.00	255.14	0.00	0.00	325
326 12/18/2018	P	0.00	200.00	0.00	598.16	0.00	27.55	0.00	0.00	0.00	255.14	0.00	0.00	326
327 12/31/2018	M	0.00	0.00	10.53	608.69	0.00	27.55	0.00	0.00	0.00	255.14	0.00	0.00	327
328 01/01/2019	O	200.00	0.00	0.00	608.69	0.00	27.55	0.00	0.00	0.00	255.14	0.00	0.00	328
329 01/17/2019	P	0.00	200.00	0.00	608.69	0.00	27.55	0.00	0.00	0.00	255.14	0.00	0.00	329
330 01/31/2019	M	0.00	0.00	11.29	619.98	0.00	27.55	0.00	0.00	0.00	255.14	0.00	0.00	330
331 02/01/2019	O	200.00	0.00	0.00	619.98	0.00	27.55	0.00	0.00	0.00	255.14	0.00	0.00	331
332 02/16/2019	P	0.00	210.00	0.00	619.98	0.00	27.55	0.00	0.00	0.00	255.14	0.00	0.00	332
333 02/28/2019	M	0.00	0.00	11.22	631.20	0.00	27.55	0.00	0.00	0.00	255.14	0.00	0.00	333
334 03/01/2019	O	200.00	0.00	0.00	631.20	0.00	27.55	0.00	0.00	0.00	255.14	0.00	0.00	334
335 03/09/2019	P	0.00	210.00	0.00	631.20	0.00	27.55	0.00	0.00	0.00	255.14	0.00	0.00	335
336 03/31/2019	M	0.00	0.00	11.16	642.36	0.00	27.55	0.00	0.00	0.00	255.14	0.00	0.00	336
337 04/01/2019	O	200.00	0.00	0.00	642.36	0.00	27.55	0.00	0.00	0.00	255.14	0.00	0.00	337
338 04/10/2019	P	0.00	210.00	0.00	642.36	0.00	27.55	0.00	0.00	0.00	255.14	0.00	0.00	338
339 04/30/2019	M	0.00	0.00	11.10	653.46	0.00	27.55	0.00	0.00	0.00	255.14	0.00	0.00	339
340 05/01/2019	O	200.00	0.00	0.00	653.46	0.00	27.55	0.00	0.00	0.00	255.14	0.00	0.00	340
341 05/08/2019	P	0.00	210.00	0.00	653.46	0.00	27.55	0.00	0.00	0.00	255.14	0.00	0.00	341
342 05/31/2019	M	0.00	0.00	11.04	664.50	0.00	27.55	0.00	0.00	0.00	255.14	0.00	0.00	342
343 06/01/2019	O	200.00	0.00	0.00	664.50	0.00	27.55	0.00	0.00	0.00	255.14	0.00	0.00	343
344 06/04/2019	P	0.00	210.00	0.00	664.50	0.00	27.55	0.00	0.00	0.00	255.14	0.00	0.00	344
345 06/30/2019	M	0.00	0.00	10.97	675.47	0.00	27.55	0.00	0.00	0.00	255.14	0.00	0.00	345
346 07/01/2019	O	200.00	0.00	0.00	675.47	0.00	27.55	0.00	0.00	0.00	255.14	0.00	0.00	346
347 07/02/2019	P	0.00	210.00	0.00	675.47	0.00	27.55	0.00	0.00	0.00	255.14	0.00	0.00	347
348 07/31/2019	M	0.00	0.00	10.91	686.38	0.00	27.55	0.00	0.00	0.00	255.14	0.00	0.00	348
349 08/01/2019	O	200.00	0.00	0.00	686.38	0.00	27.55	0.00	0.00	0.00	255.14	0.00	0.00	349
350 08/02/2019	P	0.00	210.00	0.00	686.38	0.00	27.55	0.00	0.00	0.00	255.14	0.00	0.00	350

Event Date	Event Type	Current Amount Due	NCP Paid	Unadjudicated Interest (On UA)		Unadjudicated Interest (On AA)		Adjudicated Interest		Unadjudicated Penalty		Adjudicated Penalty		
				Adjust Amount	Running Balance	Adjust Amount	Running Balance	Adjust Amount	Running Balance	Adjust Amount	Running Balance	Adjust Amount	Running Balance	
351 08/31/2019	M	0.00	0.00	10.85	697.23	0.00	27.55	0.00	0.00	0.00	255.14	0.00	0.00	351
352 09/01/2019	O	200.00	0.00	0.00	697.23	0.00	27.55	0.00	0.00	0.00	255.14	0.00	0.00	352
353 09/04/2019	P	0.00	220.00	0.00	697.23	0.00	27.55	0.00	0.00	0.00	255.14	0.00	0.00	353
354 09/30/2019	M	0.00	0.00	10.72	707.95	0.00	27.55	0.00	0.00	0.00	255.14	0.00	0.00	354
355 10/01/2019	O	200.00	0.00	0.00	707.95	0.00	27.55	0.00	0.00	0.00	255.14	0.00	0.00	355
356 10/01/2019	P	0.00	200.00	0.00	707.95	0.00	27.55	0.00	0.00	0.00	255.14	0.00	0.00	356
357 10/02/2019	P	0.00	220.00	0.00	707.95	0.00	27.55	0.00	0.00	0.00	255.14	0.00	0.00	357
358 10/31/2019	M	0.00	0.00	9.35	717.30	0.00	27.55	0.00	0.00	0.00	255.14	0.00	0.00	358
359 11/01/2019	O	200.00	0.00	0.00	717.30	0.00	27.55	0.00	0.00	0.00	255.14	0.00	0.00	359
360 11/01/2019	P	0.00	200.00	0.00	717.30	0.00	27.55	0.00	0.00	0.00	255.14	0.00	0.00	360
361 11/02/2019	P	0.00	200.00	0.00	717.30	0.00	27.55	0.00	0.00	0.00	255.14	0.00	0.00	361
362 11/30/2019	M	0.00	0.00	8.10	725.40	0.00	27.55	0.00	0.00	0.00	255.14	0.00	0.00	362
363 12/01/2019	O	200.00	0.00	0.00	725.40	0.00	27.55	0.00	0.00	0.00	255.14	0.00	0.00	363
364 12/01/2019	P	0.00	200.00	0.00	725.40	0.00	27.55	0.00	0.00	0.00	255.14	0.00	0.00	364
365 12/04/2019	P	0.00	200.00	0.00	725.40	0.00	27.55	0.00	0.00	0.00	255.14	0.00	0.00	365
366 12/31/2019	M	0.00	0.00	6.85	732.25	0.00	27.55	0.00	0.00	0.00	255.14	0.00	0.00	366
367 01/01/2020	O	200.00	0.00	0.00	732.25	0.00	27.55	0.00	0.00	0.00	255.14	0.00	0.00	367
368 01/01/2020	P	0.00	200.00	0.00	732.25	0.00	27.55	0.00	0.00	0.00	255.14	0.00	0.00	368
369 01/04/2020	P	0.00	200.00	0.00	732.25	0.00	27.55	0.00	0.00	0.00	255.14	0.00	0.00	369
370 01/31/2020	M	0.00	0.00	5.04	737.29	0.00	27.55	0.00	0.00	0.00	255.14	0.00	0.00	370
371 02/01/2020	O	200.00	0.00	0.00	737.29	0.00	27.55	0.00	0.00	0.00	255.14	0.00	0.00	371
372 02/01/2020	P	0.00	200.00	0.00	737.29	0.00	27.55	0.00	0.00	0.00	255.14	0.00	0.00	372
373 02/04/2020	P	0.00	200.00	0.00	737.29	0.00	27.55	0.00	0.00	0.00	255.14	0.00	0.00	373
374 02/29/2020	M	0.00	0.00	3.91	741.20	0.00	27.55	0.00	0.00	0.00	255.14	0.00	0.00	374
375 03/01/2020	O	200.00	0.00	0.00	741.20	0.00	27.55	0.00	0.00	0.00	255.14	0.00	0.00	375
376 03/01/2020	P	0.00	200.00	0.00	741.20	0.00	27.55	0.00	0.00	0.00	255.14	0.00	0.00	376
377 03/03/2020	P	0.00	210.00	0.00	741.20	0.00	27.55	0.00	0.00	0.00	255.14	0.00	0.00	377
378 03/31/2020	M	0.00	0.00	2.73	743.93	0.00	27.55	0.00	0.00	0.00	255.14	0.00	0.00	378
379 04/01/2020	O	200.00	0.00	0.00	743.93	0.00	27.55	0.00	0.00	0.00	255.14	0.00	0.00	379
380 04/01/2020	P	0.00	200.00	0.00	743.93	0.00	27.55	0.00	0.00	0.00	255.14	0.00	0.00	380
381 04/08/2020	P	0.00	220.00	0.00	743.93	0.00	27.55	0.00	0.00	0.00	255.14	0.00	0.00	381
382 04/30/2020	M	0.00	0.00	1.49	745.42	0.00	27.55	0.00	0.00	0.00	255.14	0.00	0.00	382
383 05/01/2020	O	200.00	0.00	0.00	745.42	0.00	27.55	0.00	0.00	0.00	255.14	0.00	0.00	383

Event Date	Event Type	Current Amount Due	NCP Paid	Unadjudicated Interest (On UA)		Unadjudicated Interest (On AA)		Adjudicated Interest		Unadjudicated Penalty		Adjudicated Penalty	
				Adjust Amount	Running Balance	Adjust Amount	Running Balance	Adjust Amount	Running Balance	Adjust Amount	Running Balance	Adjust Amount	Running Balance
384 05/01/2020	P	0.00	200.00	0.00	745.42	0.00	27.55	0.00	0.00	0.00	255.14	0.00	0.00
385 05/02/2020	P	0.00	210.00	0.00	745.42	0.00	27.55	0.00	0.00	0.00	255.14	0.00	0.00
386 05/31/2020	M	0.00	0.00	0.31	745.73	0.00	27.55	0.00	0.00	0.00	255.14	0.00	0.00
387 06/01/2020	O	200.00	0.00	0.00	745.73	0.00	27.55	0.00	0.00	0.00	255.14	0.00	0.00
388 06/01/2020	P	0.00	200.00	0.00	745.73	0.00	27.55	0.00	0.00	0.00	255.14	0.00	0.00
389 06/12/2020	P	0.00	210.00	0.00	745.73	-27.55	0.00	0.00	0.00	-126.80	128.34	0.00	0.00
390 07/01/2020	O	200.00	0.00	0.00	745.73	0.00	0.00	0.00	0.00	0.00	128.34	0.00	0.00
391 07/01/2020	P	0.00	200.00	0.00	745.73	0.00	0.00	0.00	0.00	0.00	128.34	0.00	0.00
392 07/02/2020	P	0.00	210.00	0.00	745.73	0.00	0.00	0.00	0.00	-128.34	0.00	0.00	0.00
393 08/01/2020	O	200.00	0.00	0.00	745.73	0.00	0.00	0.00	0.00	0.00	0.00	0.00	0.00
394 08/14/2020	P	0.00	210.00	0.00	745.73	0.00	0.00	0.00	0.00	0.00	0.00	0.00	0.00
395 09/01/2020	O	200.00	0.00	0.00	745.73	0.00	0.00	0.00	0.00	0.00	0.00	0.00	0.00
396 09/08/2020	P	0.00	212.00	0.00	745.73	0.00	0.00	0.00	0.00	0.00	0.00	0.00	0.00
397 10/01/2020	O	200.00	0.00	0.00	745.73	0.00	0.00	0.00	0.00	0.00	0.00	0.00	0.00
398 10/13/2020	P	0.00	210.00	0.00	745.73	0.00	0.00	0.00	0.00	0.00	0.00	0.00	0.00
399 11/01/2020	O	200.00	0.00	0.00	745.73	0.00	0.00	0.00	0.00	0.00	0.00	0.00	0.00
400 11/10/2020	P	0.00	205.00	0.00	745.73	0.00	0.00	0.00	0.00	0.00	0.00	0.00	0.00
401 12/01/2020	O	200.00	0.00	0.00	745.73	0.00	0.00	0.00	0.00	0.00	0.00	0.00	0.00
402 12/05/2020	P	0.00	205.00	0.00	745.73	0.00	0.00	0.00	0.00	0.00	0.00	0.00	0.00
403 01/01/2021	O	200.00	0.00	0.00	745.73	0.00	0.00	0.00	0.00	0.00	0.00	0.00	0.00
404 01/05/2021	P	0.00	205.00	0.00	745.73	0.00	0.00	0.00	0.00	0.00	0.00	0.00	0.00
Totals:		\$24400.00	\$25211.35	\$0.00	\$745.73	\$0.00	\$0.00	\$0.00	\$0.00	\$0.00	\$0.00	\$0.00	\$0.00

Total Unadjudicated Interest on UA: \$745.73
 Total Unadjudicated Interest on AA: \$0.00
 Total Unadjudicated Interest: \$0.00
 Total Adjudicated Interest: \$0.00
 Total Interest: \$745.73

Total Unadjudicated Penalty: \$0.00
 Total Adjudicated Penalty: \$0.00
 Total Penalty: \$0.00
 Total Arrears: \$-128.66
 Total Interest: \$745.73
 Total Penalty: \$0.00
 Grand Total: \$617.07

COPY

Nevada Child Support Guidelines Calculator

A free web application tool to calculate the child support guidelines obligation.

Primary Custody

Calculation Year:
Effective 02/01/2021

Respondent's Gross Monthly Income:

Children in Petitioner's custody:

Respondent's Obligation: \$

Respondent's Gross Monthly Income: \$2,600.00
Number of Children: 1

Tier 1 ($\$2,600.00 * 16.00\% = \416.00)
Obligation amount is \$416.00.

Respondent's Obligation: \$416.00

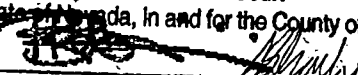
2021 - Nevada Child Support Guidelines Calculator

Website Disclaimer

Please read this disclaimer carefully before using this website. All information posted is merely for informational purposes as it relates to child support cases in the State of Nevada. It should not be considered legal advice. The court has the ability to make adjustments to any estimated obligation. Should you decide to act upon any information on this website, you do so at your own risk. While the information on this website has been verified to the best of our abilities, we cannot guarantee that there are no mistakes or errors. We reserve the right to change this policy at any given time. If you want to make sure that you are up to date with the latest changes, we advise you to frequently visit this website.

CERTIFIED COPY

The document to which this certificate is attached is a full, true and correct copy of the original in file and of record in my office.

DATE March 22nd 2021
BOBBIE R. WILLIAMS Clerk of Court
of the State of Nevada, in and for the County of Douglas,
By  Deputy

DW B