



KAREN ELLISON, RECORDER

1
2
3
4
5
6
7
8
9
10
11
12
13
14
15
16
17
18
19
20
21
22
23
24
25
26
27
28

APN # _____

Recording Requested by and returned to:

(for Recorder's use only)

Name: Division of Welfare and Supportive Services

Child Support Enforcement

Address: 300 E. Second St., Ste. 1200

City/State/Zip: Reno, NV 89501-1580

Release of Lien (RELN)

Judgment and Order

Stipulation and Order

Other:

OBLIGOR'S NAME: JAMI HAWKINS

UPI #: 021-04-8000A

This page added to provide additional information required by NRS 111.312 Sections 1-2.

(Additional recording fee applies.)

This cover page must be typed or printed.

1 CASE NO. 08-UR-0067

2 DEPT. NO. I

3
4 **IN THE NINTH JUDICIAL DISTRICT COURT OF THE STATE OF NEVADA**
5 **IN AND FOR THE COUNTY OF DOUGLAS**

6 JASON HAWKINS

Obligee,

AFFIDAVIT OF RECORDATION


7 Vs.


8 JAMI HAWKINS


Obligor

9
10 I, Martin Hernandez, hereby swear and affirm under penalty of perjury that the following assertions are true:

- 11 1. That affiant is, and at all times mentioned herein was, a citizen of the State of Nevada, over the
- 12 age of twenty-one years of age, and an employee of the Division of Welfare and Supportive
- 13 Services Child Support Enforcement Office managing the legal process under Case Number
- 14 021-04-8000A.
- 15 2. That this affidavit and Judgment and Order is being filed pursuant to NRS125B.142 and
- 16 NRS17.150, and when so recorded shall become upon all the real property of the Obligor.
- 17 3. That the Obligor's name is Jami Hawkins, whose address, Social Security number and date of
- 18 birth is confidential on file with the Division of Welfare and Supportive Services Child Support
- 19 Enforcement Office.
- 20 4. That attached hereto is a certified copy of the Judgment and Order filed on August 16, 2021.
- 21
- 22
- 23
- 24
- 25
- 26
- 27
- 28


Martin Hernandez
Administrative Assistant II

State of Nevada, County of Washoe
Subscribed and sworn before me this
1st day of September, 2021

NOTARY PUBLIC



1
2 **INSTRUCTIONS TO RECORDER**

3
4 Obligor: Jami Hawkins

5 Oblige: Jason Hawkins

6
7 Date: September 1, 2021

8
9 From: Martin Hernandez, Administrative Assistant II, Division of Welfare and Supportive
10 Services Child Support Enforcement Office

11
12 Enclosed: Certified copy of Child Support Judgment and Order

13
14 In accordance with NRS125B.142 and NRS17.150, on the behalf of the Division please record the
15 attached Affidavit and Judgment and Order at the request of the Division of Welfare and Supportive
16 Services Child Support Enforcement Office.

17
18 Please note: If the judgment is a Stipulation and Order, they should be recorded as one document.

19
20 Thank you for your assistance. If you have any questions or concerns, please call me at
21 (775) 448-5168.

22
23
24
25
26
27
28

COPY

FILED

1 CASE NO. 08-UR-0067

2 DEPT. NO. I

RECEIVED

AUG 06 2021

Douglas County
District Court Clerk

2021 AUG 16 AM 11:03

BOBBIE R. WILLIAMS
CLERK

BY M. CARNEY DEPUTY

6 IN THE NINTH JUDICIAL DISTRICT COURT OF THE STATE OF NEVADA
7 IN AND FOR THE COUNTY OF DOUGLAS

9 JASON HAWKINS
10 Obligee,

11 Vs.

12 JAMI HAWKINS
13 Obligor

14 JUDGMENT AND ORDER

15
16 *The undersigned does hereby affirm this document does not contain the social security number of any*
17 *person, pursuant to NRS 239B.030.*

18 This matter was heard on July 9, 2021 for modification requested by Obligor. The Court
19 Master with the following were present:

20 Obligee: Present, via telephone

21 Obligor: Present, via telephone

22 Presented by: Angela Schwitters Division of Welfare and Support Services
23 Child Support Enforcement

24 After considering all the evidence, the Master hereby makes the following Findings and
25 Recommendations:

26 The Obligor is the parent of the following child:

27 NAME DOB
28 JUSTIN LEE HAWKINS OCTOBER 22, 2002 Emancipated 10/2020

1 RECOMMENDED ORDER IS:

2 1. The Obligor is responsible for **child support** arrears for the period of
3 December 1, 2008 through May 31, 2021.

4 A judgment is entered against the Obligor for **child support** arrears as follows:

5 Principal in the amount of \$224.47

6 Interest in the amount of \$2,429.85

7 Penalty in the amount of \$931.79

8 For a total judgment of \$3,586.11 to be repaid at \$200.00 per month beginning June 1, 2021.

9 All payments MUST be made in the form of a money order, cashier's check or business check
10 and payable to **STATE COLLECTION AND DISBURSEMENT UNIT (SCaDU)** and sent
11 to:

12 **STATE COLLECTION AND DISBURSEMENT UNIT (SCaDU)**

13 **P.O. BOX 98950**

14 **LAS VEGAS, NV 89193-89501**

15 The following information must be included with each payment:

16 A. Name (first, middle, last) of person responsible for paying child support.

17 B. Social Security Number of person responsible for paying child support.

18 C. Child support case number 021-04-8000A listed on each payment.

19 D. Name of custodian (first and last name of person receiving child support).

20 **PAYMENT OF SUPPORT IS TO BE AS PROVIDED HEREIN, AND THE GIVING OF**
21 **GIFTS, OF MAKING PURCHASES OF FOOD, CLOTHING AND THE LIKE WILL**
22 **NOT FULFILL THE OBLIGATION. NOTICE: NO CREDIT WILL BE GIVEN FOR**
23 **PAYMENTS PAID DIRECTLY TO THE OBLIGEE.**

24 2. All payments shall be made by immediate income withholding. If your full obligation
25 is not met by the amount withheld by your employer, you are responsible to pay the
26 difference between your court ordered obligation and the amount withheld by your
27 employer directly to the STATE COLLECTION AND DISBURSEMENT UNIT
28 (SCaDU). If you fail to do so you will be subject to the assessment of penalties and

1 interest. You may avoid these additional costs by making your current child support
2 payments each month.

3 3. The Obligor shall keep the Division of Welfare and Supportive Services informed of
4 any change regarding current residential and/or mailing address, employment and of
5 access to health insurance coverage in WRITING (including health insurance policy
6 information) within 10 days of such change.

7 4. Obligor shall be responsible for ALL child support and judgment payments due.
8 Payment is to be made directly to the STATE COLLECTION AND
9 DISBURSEMENT UNIT (SCaDU). At any time withholding does not occur, Obligor
10 must make voluntary payments to the STATE COLLECTION AND DISBURSEMENT
11 UNIT (SCaDU).

12 5. Effective July 1, 2004 simple interest will accrue on all adjudicated arrears balances
13 (including payment in lieu of medical insurance) and spousal support balances, for
14 cases with a Nevada controlling order pursuant to NRS 99.040. Interest assessed by a
15 judgment of the court prior to July 1, 2004 will be enforced. Interest on the judgment
16 shall accrue at the rate established by NRS 125B.140(2)(c)(1).

17 6. A 10% penalty will be assessed on each unpaid installment, or portion thereof, of an
18 obligation to pay child support for a child, pursuant to NRS 125B.095 until January 31,
19 2020. All penalties accrued through that date will be enforced/collected until the
20 amount is paid in full.

21 7. The State of Nevada has continuing exclusive jurisdiction for enforcement and
22 modification purposes pursuant to the Full Faith and Credit for Child Support Orders
23 Act.

24 8. The Master finds that these Recommendations are in the best interest of the child.

25 It is further ordered that: Arrears only case. The judgement from the order filed on
26 January 3, 2020 under case 08-UR-0067 has been pierced. Prospective interest waived.

27 ///

28 ///

SUPPORT OBLIGATION BREAKDOWN AS FOLLOWS:

Child Support.....	<u>\$0.00</u>	Effective <u>June 1, 2021</u>
Child Support Arrearages.....	<u>\$200.00</u>	Effective <u>June 1, 2021</u>
Medical Cash.....	<u>\$0.00</u>	Effective <u>June 1, 2021</u>
TOTAL PAYMENT.....	<u>\$200.00</u>	

Pursuant to NRS 125B.145 this Order may be reviewed every three (3) years and is subject to future modifications.

NOTICE: Pursuant to NAC 425.165, if you want to adjust the amount of child support established in this order, you **MUST** file a motion to modify the order with or submit a stipulation to the court. If a motion to modify the order is not filed or a stipulation is not submitted, the child support obligation established in this order will continue until such time as all children who are the subject of this order reach 18 years of age or, if the youngest child who is subject to this order is still in high school when he or she reaches 18 years of age, when the child graduates from high school or reaches 19 years of age, whichever comes first.

Unless the parties agree otherwise in a stipulation, any modification made pursuant to a motion to modify the order will be effective as of the date the motion was filed.

Unless a stay of this Order is obtained from District Court, all enforcement procedures including, but not limited to wage withholding, garnishment, liens and the attachment of federal income tax returns will be undertaken upon entry of this order.

IT IS SO RECOMMENDED.

This 14 day of July, 2021.


COURT MASTER

1 CASE NO. 08-UR-0067

2 DEPT. NO. I

3
4
5
6 IN THE NINTH JUDICIAL DISTRICT COURT OF THE STATE OF NEVADA
7 IN AND FOR THE COUNTY OF DOUGLAS

8
9 JASON HAWKINS
10 Obligees,

11 Vs.

12 JAMI HAWKINS
13 Obligor

14
15 **CERTIFICATE OF MAILING**

16 Pursuant to NRC P 5(b), I certify that on this date I deposited for mailing, postage
17 prepaid, at Reno, Nevada, a true copy of the attached document addressed to:

18 JAMI HAWKINS
19 CONFIDENTIAL
20 IN FILE

21 JASON HAWKINS
22 CONFIDENTIAL
23 IN FILE

24 DATED: July 21st, 2021

25 SIGNED: [Signature]
26 MARTIN HERNANDEZ
27 ADMINISTRATIVE ASSISTANT II

28 DOCUMENTS: JUDGMENT AND ORDER
CASE NO. 08-UR-0067

Custodian Financial Audit (part 1 of 2)

Run Date: 06/23/2021

Run Time: 02:58 PM

NCP Name: Hawkins , Jami

Case ID: 021048000A

Office: 03

CST Name: Hawkins, Jason

Docket#: 08-UR-0067

Prepared By: ASCHWITT

Prepared By Date: 06/23/2021

Last Updated By: ASCHWITT

Last Updated By Date: 06/23/2021

Provision Type: Child Support

	Event Date	Event Type	Current Amount Due	NCP Paid	Unadjudicated Arrears		Adjudicated Arrears		
					Adjustment Amount	Running Balance	Adjustment Amount	Running Balance	
1	12/01/2008	J	0.00	0.00	0.00	0.00	4400.00	4400.00	1
2	12/01/2008	O	400.00	0.00	400.00	400.00	0.00	4400.00	2
3	12/19/2008	P	0.00	400.00	-400.00	0.00	0.00	4400.00	3
4	12/31/2008	M	0.00	0.00	0.00	0.00	0.00	4400.00	4
5	01/01/2009	O	400.00	0.00	400.00	400.00	0.00	4400.00	5
6	01/22/2009	P	0.00	400.00	-400.00	0.00	0.00	4400.00	6
7	01/31/2009	M	0.00	0.00	0.00	0.00	0.00	4400.00	7
8	02/01/2009	O	400.00	0.00	400.00	400.00	0.00	4400.00	8
9	02/23/2009	P	0.00	440.00	-400.00	0.00	-40.00	4360.00	9
10	02/28/2009	M	0.00	0.00	0.00	0.00	0.00	4360.00	10
11	03/01/2009	O	400.00	0.00	400.00	400.00	0.00	4360.00	11
12	03/23/2009	P	0.00	440.00	-400.00	0.00	-40.00	4320.00	12
13	03/31/2009	M	0.00	0.00	0.00	0.00	0.00	4320.00	13
14	04/01/2009	O	400.00	0.00	400.00	400.00	0.00	4320.00	14
15	04/27/2009	P	0.00	440.00	-400.00	0.00	-40.00	4280.00	15
16	04/30/2009	M	0.00	0.00	0.00	0.00	0.00	4280.00	16
17	05/01/2009	O	400.00	0.00	400.00	400.00	0.00	4280.00	17
18	05/19/2009	P	0.00	174.54	-174.54	225.46	0.00	4280.00	18
19	05/31/2009	M	0.00	0.00	0.00	225.46	0.00	4280.00	19
20	06/01/2009	O	400.00	0.00	400.00	625.46	0.00	4280.00	20
21	06/01/2009	P	0.00	440.00	-400.00	225.46	-40.00	4240.00	21

ASCHWITT A

	Event Date	Event Type	Current Amount Due	NCP Paid	Unadjudicated Arrears		Adjudicated Arrears		
					Adjustment Amount	Running Balance	Adjustment Amount	Running Balance	
22	06/02/2009	P	0.00	165.45	0.00	225.46	-165.45	4074.55	22
23	06/16/2009	P	0.00	193.45	0.00	225.46	-193.45	3881.10	23
24	06/24/2009	P	0.00	440.00	0.00	225.46	-440.00	3441.10	24
25	06/30/2009	P	0.00	185.75	0.00	225.46	-185.75	3255.35	25
26	06/30/2009	M	0.00	0.00	0.00	225.46	0.00	3255.35	26
27	07/01/2009	O	400.00	0.00	400.00	625.46	0.00	3255.35	27
28	07/27/2009	P	0.00	440.00	-400.00	225.46	-40.00	3215.35	28
29	07/31/2009	M	0.00	0.00	0.00	225.46	0.00	3215.35	29
30	08/01/2009	O	400.00	0.00	400.00	625.46	0.00	3215.35	30
31	08/24/2009	P	0.00	440.00	-400.00	225.46	-40.00	3175.35	31
32	08/31/2009	M	0.00	0.00	0.00	225.46	0.00	3175.35	32
33	09/01/2009	O	400.00	0.00	400.00	625.46	0.00	3175.35	33
34	09/28/2009	P	0.00	440.00	-400.00	225.46	-40.00	3135.35	34
35	09/30/2009	M	0.00	0.00	0.00	225.46	0.00	3135.35	35
36	10/01/2009	O	400.00	0.00	400.00	625.46	0.00	3135.35	36
37	10/28/2009	P	0.00	440.00	-400.00	225.46	-40.00	3095.35	37
38	10/31/2009	M	0.00	0.00	0.00	225.46	0.00	3095.35	38
39	11/01/2009	O	400.00	0.00	400.00	625.46	0.00	3095.35	39
40	11/30/2009	M	0.00	0.00	0.00	625.46	0.00	3095.35	40
41	12/01/2009	O	400.00	0.00	400.00	1025.46	0.00	3095.35	41
42	12/09/2009	P	0.00	440.00	-400.00	625.46	-40.00	3055.35	42
43	12/31/2009	M	0.00	0.00	0.00	625.46	0.00	3055.35	43
44	01/01/2010	O	400.00	0.00	400.00	1025.46	0.00	3055.35	44
45	01/04/2010	P	0.00	440.00	-400.00	625.46	-40.00	3015.35	45
46	01/31/2010	M	0.00	0.00	0.00	625.46	0.00	3015.35	46
47	02/01/2010	O	400.00	0.00	400.00	1025.46	0.00	3015.35	47
48	02/28/2010	M	0.00	0.00	0.00	1025.46	0.00	3015.35	48
49	03/01/2010	O	400.00	0.00	400.00	1425.46	0.00	3015.35	49
50	03/31/2010	M	0.00	0.00	0.00	1425.46	0.00	3015.35	50
51	04/01/2010	O	400.00	0.00	400.00	1825.46	0.00	3015.35	51
52	04/06/2010	P	0.00	203.08	-203.08	1622.38	0.00	3015.35	52
53	04/20/2010	P	0.00	201.42	-196.92	1425.46	-4.50	3010.85	53
54	04/30/2010	M	0.00	0.00	0.00	1425.46	0.00	3010.85	54
55	05/01/2010	O	400.00	0.00	400.00	1825.46	0.00	3010.85	55

	Event Date	Event Type	Current Amount Due	NCP Paid	Unadjudicated Arrears		Adjudicated Arrears		
					Adjustment Amount	Running Balance	Adjustment Amount	Running Balance	
56	05/04/2010	P	0.00	200.49	-200.49	1624.97	0.00	3010.85	56
57	05/18/2010	P	0.00	180.37	-180.37	1444.60	0.00	3010.85	57
58	05/31/2010	M	0.00	0.00	0.00	1444.60	0.00	3010.85	58
59	06/01/2010	O	400.00	0.00	400.00	1844.60	0.00	3010.85	59
60	06/02/2010	P	0.00	170.91	-170.91	1673.69	0.00	3010.85	60
61	06/15/2010	P	0.00	198.80	-198.80	1474.89	0.00	3010.85	61
62	06/29/2010	P	0.00	192.52	-30.29	1444.60	-162.23	2848.62	62
63	06/30/2010	M	0.00	0.00	0.00	1444.60	0.00	2848.62	63
64	07/01/2010	O	400.00	0.00	400.00	1844.60	0.00	2848.62	64
65	07/13/2010	P	0.00	176.72	-176.72	1667.88	0.00	2848.62	65
66	07/27/2010	P	0.00	203.08	-203.08	1464.80	0.00	2848.62	66
67	07/31/2010	M	0.00	0.00	0.00	1464.80	0.00	2848.62	67
68	08/01/2010	O	400.00	0.00	400.00	1864.80	0.00	2848.62	68
69	08/10/2010	P	0.00	203.08	-203.08	1661.72	0.00	2848.62	69
70	08/24/2010	P	0.00	203.08	-196.92	1464.80	-6.16	2842.46	70
71	08/31/2010	M	0.00	0.00	0.00	1464.80	0.00	2842.46	71
72	09/01/2010	O	400.00	0.00	400.00	1864.80	0.00	2842.46	72
73	09/08/2010	P	0.00	203.08	-203.08	1661.72	0.00	2842.46	73
74	09/21/2010	P	0.00	203.08	-196.92	1464.80	-6.16	2836.30	74
75	09/30/2010	M	0.00	0.00	0.00	1464.80	0.00	2836.30	75
76	10/01/2010	O	400.00	0.00	400.00	1864.80	0.00	2836.30	76
77	10/05/2010	P	0.00	200.74	-200.74	1664.06	0.00	2836.30	77
78	10/19/2010	P	0.00	196.98	-196.98	1467.08	0.00	2836.30	78
79	10/31/2010	M	0.00	0.00	0.00	1467.08	0.00	2836.30	79
80	11/01/2010	O	400.00	0.00	400.00	1867.08	0.00	2836.30	80
81	11/01/2010	P	0.00	199.99	-199.99	1667.09	0.00	2836.30	81
82	11/17/2010	P	0.00	197.44	-197.44	1469.65	0.00	2836.30	82
83	11/30/2010	P	0.00	187.48	-2.57	1467.08	-184.91	2651.39	83
84	11/30/2010	M	0.00	0.00	0.00	1467.08	0.00	2651.39	84
85	12/01/2010	O	400.00	0.00	400.00	1867.08	0.00	2651.39	85
86	12/14/2010	P	0.00	203.08	-203.08	1664.00	0.00	2651.39	86
87	12/28/2010	P	0.00	203.08	-196.92	1467.08	-6.16	2645.23	87
88	12/31/2010	M	0.00	0.00	0.00	1467.08	0.00	2645.23	88
89	01/01/2011	O	400.00	0.00	400.00	1867.08	0.00	2645.23	89

	Event Date	Event Type	Current Amount Due	NCP Paid	Unadjudicated Arrears		Adjudicated Arrears		
					Adjustment Amount	Running Balance	Adjustment Amount	Running Balance	
90	01/11/2011	P	0.00	203.08	-203.08	1664.00	0.00	2645.23	90
91	01/25/2011	P	0.00	203.08	-196.92	1467.08	-6.16	2639.07	91
92	01/31/2011	M	0.00	0.00	0.00	1467.08	0.00	2639.07	92
93	02/01/2011	O	400.00	0.00	400.00	1867.08	0.00	2639.07	93
94	02/08/2011	P	0.00	203.08	-203.08	1664.00	0.00	2639.07	94
95	02/23/2011	P	0.00	203.08	-196.92	1467.08	-6.16	2632.91	95
96	02/28/2011	M	0.00	0.00	0.00	1467.08	0.00	2632.91	96
97	03/01/2011	O	400.00	0.00	400.00	1867.08	0.00	2632.91	97
98	03/08/2011	P	0.00	193.91	-193.91	1673.17	0.00	2632.91	98
99	03/22/2011	P	0.00	203.08	-203.08	1470.09	0.00	2632.91	99
100	03/31/2011	M	0.00	0.00	0.00	1470.09	0.00	2632.91	100
101	04/01/2011	O	400.00	0.00	400.00	1870.09	0.00	2632.91	101
102	04/05/2011	P	0.00	203.08	-203.08	1667.01	0.00	2632.91	102
103	04/19/2011	P	0.00	195.74	-195.74	1471.27	0.00	2632.91	103
104	04/30/2011	M	0.00	0.00	0.00	1471.27	0.00	2632.91	104
105	05/01/2011	O	400.00	0.00	400.00	1871.27	0.00	2632.91	105
106	05/03/2011	P	0.00	203.08	-203.08	1668.19	0.00	2632.91	106
107	05/17/2011	P	0.00	178.56	-178.56	1489.63	0.00	2632.91	107
108	05/31/2011	M	0.00	0.00	0.00	1489.63	0.00	2632.91	108
109	06/01/2011	O	400.00	0.00	400.00	1889.63	0.00	2632.91	109
110	06/01/2011	P	0.00	203.08	-203.08	1686.55	0.00	2632.91	110
111	06/14/2011	P	0.00	203.08	-196.92	1489.63	-6.16	2626.75	111
112	06/28/2011	P	0.00	178.33	0.00	1489.63	-178.33	2448.42	112
113	06/30/2011	M	0.00	0.00	0.00	1489.63	0.00	2448.42	113
114	07/01/2011	O	400.00	0.00	400.00	1889.63	0.00	2448.42	114
115	07/12/2011	P	0.00	131.09	-131.09	1758.54	0.00	2448.42	115
116	07/26/2011	P	0.00	203.08	-203.08	1555.46	0.00	2448.42	116
117	07/31/2011	M	0.00	0.00	0.00	1555.46	0.00	2448.42	117
118	08/01/2011	O	400.00	0.00	400.00	1955.46	0.00	2448.42	118
119	08/09/2011	P	0.00	203.08	-203.08	1752.38	0.00	2448.42	119
120	08/23/2011	P	0.00	203.08	-196.92	1555.46	-6.16	2442.26	120
121	08/31/2011	M	0.00	0.00	0.00	1555.46	0.00	2442.26	121
122	09/01/2011	O	400.00	0.00	400.00	1955.46	0.00	2442.26	122
123	09/07/2011	P	0.00	203.08	-203.08	1752.38	0.00	2442.26	123

	Event Date	Event Type	Current Amount Due	NCP Paid	Unadjudicated Arrears		Adjudicated Arrears		
					Adjustment Amount	Running Balance	Adjustment Amount	Running Balance	
124	09/20/2011	P	0.00	203.08	-196.92	1555.46	-6.16	2436.10	124
125	09/30/2011	M	0.00	0.00	0.00	1555.46	0.00	2436.10	125
126	10/01/2011	O	400.00	0.00	400.00	1955.46	0.00	2436.10	126
127	10/04/2011	P	0.00	203.08	-203.08	1752.38	0.00	2436.10	127
128	10/18/2011	P	0.00	203.08	-196.92	1555.46	-6.16	2429.94	128
129	10/31/2011	M	0.00	0.00	0.00	1555.46	0.00	2429.94	129
130	11/01/2011	O	400.00	0.00	400.00	1955.46	0.00	2429.94	130
131	11/01/2011	P	0.00	203.08	-203.08	1752.38	0.00	2429.94	131
132	11/16/2011	P	0.00	203.08	-196.92	1555.46	-6.16	2423.78	132
133	11/29/2011	P	0.00	203.08	0.00	1555.46	-203.08	2220.70	133
134	11/30/2011	M	0.00	0.00	0.00	1555.46	0.00	2220.70	134
135	12/01/2011	O	400.00	0.00	400.00	1955.46	0.00	2220.70	135
136	12/13/2011	P	0.00	203.08	-203.08	1752.38	0.00	2220.70	136
137	12/30/2011	P	0.00	166.70	-166.70	1585.68	0.00	2220.70	137
138	12/31/2011	M	0.00	0.00	0.00	1585.68	0.00	2220.70	138
139	01/01/2012	O	400.00	0.00	400.00	1985.68	0.00	2220.70	139
140	01/10/2012	P	0.00	203.08	-203.08	1782.60	0.00	2220.70	140
141	01/24/2012	P	0.00	203.08	-196.92	1585.68	-6.16	2214.54	141
142	01/31/2012	M	0.00	0.00	0.00	1585.68	0.00	2214.54	142
143	02/01/2012	O	400.00	0.00	400.00	1985.68	0.00	2214.54	143
144	02/07/2012	P	0.00	191.52	-191.52	1794.16	0.00	2214.54	144
145	02/22/2012	P	0.00	175.77	-175.77	1618.39	0.00	2214.54	145
146	02/29/2012	M	0.00	0.00	0.00	1618.39	0.00	2214.54	146
147	03/01/2012	O	400.00	0.00	400.00	2018.39	0.00	2214.54	147
148	03/06/2012	P	0.00	203.08	-203.08	1815.31	0.00	2214.54	148
149	03/20/2012	P	0.00	167.64	-167.64	1647.67	0.00	2214.54	149
150	03/31/2012	M	0.00	0.00	0.00	1647.67	0.00	2214.54	150
151	04/01/2012	O	400.00	0.00	400.00	2047.67	0.00	2214.54	151
152	04/03/2012	P	0.00	179.54	-179.54	1868.13	0.00	2214.54	152
153	04/17/2012	P	0.00	178.11	-178.11	1690.02	0.00	2214.54	153
154	04/30/2012	M	0.00	0.00	0.00	1690.02	0.00	2214.54	154
155	05/01/2012	O	400.00	0.00	400.00	2090.02	0.00	2214.54	155
156	05/01/2012	P	0.00	190.37	-190.37	1899.65	0.00	2214.54	156
157	05/15/2012	P	0.00	197.47	-197.47	1702.18	0.00	2214.54	157

	Event Date	Event Type	Current Amount Due	NCP Paid	Unadjudicated Arrears		Adjudicated Arrears		
					Adjustment Amount	Running Balance	Adjustment Amount	Running Balance	
158	05/30/2012	P	0.00	167.37	-12.16	1690.02	-155.21	2059.33	158
159	05/31/2012	M	0.00	0.00	0.00	1690.02	0.00	2059.33	159
160	06/01/2012	O	400.00	0.00	400.00	2090.02	0.00	2059.33	160
161	06/12/2012	P	0.00	203.08	-203.08	1886.94	0.00	2059.33	161
162	06/26/2012	P	0.00	203.08	-196.92	1690.02	-6.16	2053.17	162
163	06/30/2012	M	0.00	0.00	0.00	1690.02	0.00	2053.17	163
164	07/01/2012	O	400.00	0.00	400.00	2090.02	0.00	2053.17	164
165	07/10/2012	P	0.00	203.08	-203.08	1886.94	0.00	2053.17	165
166	07/24/2012	P	0.00	203.08	-196.92	1690.02	-6.16	2047.01	166
167	07/31/2012	M	0.00	0.00	0.00	1690.02	0.00	2047.01	167
168	08/01/2012	O	400.00	0.00	400.00	2090.02	0.00	2047.01	168
169	08/07/2012	P	0.00	203.08	-203.08	1886.94	0.00	2047.01	169
170	08/21/2012	P	0.00	203.08	-196.92	1690.02	-6.16	2040.85	170
171	08/31/2012	M	0.00	0.00	0.00	1690.02	0.00	2040.85	171
172	09/01/2012	O	400.00	0.00	400.00	2090.02	0.00	2040.85	172
173	09/05/2012	P	0.00	177.20	-177.20	1912.82	0.00	2040.85	173
174	09/18/2012	P	0.00	203.08	-203.08	1709.74	0.00	2040.85	174
175	09/30/2012	M	0.00	0.00	0.00	1709.74	0.00	2040.85	175
176	10/01/2012	O	400.00	0.00	400.00	2109.74	0.00	2040.85	176
177	10/02/2012	P	0.00	188.02	-188.02	1921.72	0.00	2040.85	177
178	10/16/2012	P	0.00	195.05	-195.05	1726.67	0.00	2040.85	178
179	10/31/2012	P	0.00	192.56	-16.93	1709.74	-175.63	1865.22	179
180	10/31/2012	M	0.00	0.00	0.00	1709.74	0.00	1865.22	180
181	11/01/2012	O	400.00	0.00	400.00	2109.74	0.00	1865.22	181
182	11/15/2012	P	0.00	175.38	-175.38	1934.36	0.00	1865.22	182
183	11/27/2012	P	0.00	203.08	-203.08	1731.28	0.00	1865.22	183
184	11/30/2012	M	0.00	0.00	0.00	1731.28	0.00	1865.22	184
185	12/01/2012	O	400.00	0.00	400.00	2131.28	0.00	1865.22	185
186	12/11/2012	P	0.00	203.08	-203.08	1928.20	0.00	1865.22	186
187	12/26/2012	P	0.00	172.34	-172.34	1755.86	0.00	1865.22	187
188	12/31/2012	M	0.00	0.00	0.00	1755.86	0.00	1865.22	188
189	01/01/2013	O	400.00	0.00	400.00	2155.86	0.00	1865.22	189
190	01/08/2013	P	0.00	203.08	-203.08	1952.78	0.00	1865.22	190
191	01/23/2013	P	0.00	203.08	-196.92	1755.86	-6.16	1859.06	191

	Event Date	Event Type	Current Amount Due	NCP Paid	Unadjudicated Arrears		Adjudicated Arrears		
					Adjustment Amount	Running Balance	Adjustment Amount	Running Balance	
192	01/31/2013	M	0.00	0.00	0.00	1755.86	0.00	1859.06	192
193	02/01/2013	O	400.00	0.00	400.00	2155.86	0.00	1859.06	193
194	02/05/2013	P	0.00	193.26	-193.26	1962.60	0.00	1859.06	194
195	02/20/2013	P	0.00	196.68	-196.68	1765.92	0.00	1859.06	195
196	02/28/2013	M	0.00	0.00	0.00	1765.92	0.00	1859.06	196
197	03/01/2013	O	400.00	0.00	400.00	2165.92	0.00	1859.06	197
198	03/05/2013	P	0.00	136.47	-136.47	2029.45	0.00	1859.06	198
199	03/19/2013	P	0.00	66.09	-66.09	1963.36	0.00	1859.06	199
200	03/31/2013	M	0.00	0.00	0.00	1963.36	0.00	1859.06	200
201	04/01/2013	O	400.00	0.00	400.00	2363.36	0.00	1859.06	201
202	04/02/2013	P	0.00	174.27	-174.27	2189.09	0.00	1859.06	202
203	04/15/2013	P	0.00	189.32	-189.32	1999.77	0.00	1859.06	203
204	04/29/2013	P	0.00	172.95	-36.41	1963.36	-136.54	1722.52	204
205	04/30/2013	M	0.00	0.00	0.00	1963.36	0.00	1722.52	205
206	05/01/2013	O	400.00	0.00	400.00	2363.36	0.00	1722.52	206
207	05/13/2013	P	0.00	161.05	-161.05	2202.31	0.00	1722.52	207
208	05/20/2013	P	0.00	63.00	0.00	2202.31	-63.00	1659.52	208
209	05/28/2013	P	0.00	143.19	-143.19	2059.12	0.00	1659.52	209
210	05/31/2013	M	0.00	0.00	0.00	2059.12	0.00	1659.52	210
211	06/01/2013	O	400.00	0.00	400.00	2459.12	0.00	1659.52	211
212	06/10/2013	P	0.00	201.39	-201.39	2257.73	0.00	1659.52	212
213	06/24/2013	P	0.00	172.95	-172.95	2084.78	0.00	1659.52	213
214	06/30/2013	M	0.00	0.00	0.00	2084.78	0.00	1659.52	214
215	07/01/2013	O	400.00	0.00	400.00	2484.78	0.00	1659.52	215
216	07/09/2013	P	0.00	203.08	-203.08	2281.70	0.00	1659.52	216
217	07/22/2013	P	0.00	203.08	-196.92	2084.78	-6.16	1653.36	217
218	07/31/2013	M	0.00	0.00	0.00	2084.78	0.00	1653.36	218
219	08/01/2013	O	400.00	0.00	400.00	2484.78	0.00	1653.36	219
220	08/05/2013	P	0.00	197.16	-197.16	2287.62	0.00	1653.36	220
221	08/19/2013	P	0.00	203.08	-202.84	2084.78	-0.24	1653.12	221
222	08/31/2013	M	0.00	0.00	0.00	2084.78	0.00	1653.12	222
223	09/01/2013	O	400.00	0.00	400.00	2484.78	0.00	1653.12	223
224	09/03/2013	P	0.00	182.22	-182.22	2302.56	0.00	1653.12	224
225	09/16/2013	P	0.00	203.08	-203.08	2099.48	0.00	1653.12	225

	Event Date	Event Type	Current Amount Due	NCP Paid	Unadjudicated Arrears		Adjudicated Arrears		
					Adjustment Amount	Running Balance	Adjustment Amount	Running Balance	
226	09/30/2013	P	0.00	168.25	-14.70	2084.78	-153.55	1499.57	226
227	09/30/2013	M	0.00	0.00	0.00	2084.78	0.00	1499.57	227
228	10/01/2013	O	400.00	0.00	400.00	2484.78	0.00	1499.57	228
229	10/14/2013	P	0.00	155.87	-155.87	2328.91	0.00	1499.57	229
230	10/28/2013	P	0.00	155.67	-155.67	2173.24	0.00	1499.57	230
231	10/31/2013	M	0.00	0.00	0.00	2173.24	0.00	1499.57	231
232	11/01/2013	O	400.00	0.00	400.00	2573.24	0.00	1499.57	232
233	11/12/2013	P	0.00	203.08	-203.08	2370.16	0.00	1499.57	233
234	11/25/2013	P	0.00	129.73	-129.73	2240.43	0.00	1499.57	234
235	11/30/2013	M	0.00	0.00	0.00	2240.43	0.00	1499.57	235
236	12/01/2013	O	400.00	0.00	400.00	2640.43	0.00	1499.57	236
237	12/09/2013	P	0.00	186.34	-186.34	2454.09	0.00	1499.57	237
238	12/23/2013	P	0.00	180.60	-180.60	2273.49	0.00	1499.57	238
239	12/31/2013	M	0.00	0.00	0.00	2273.49	0.00	1499.57	239
240	01/01/2014	O	400.00	0.00	400.00	2673.49	0.00	1499.57	240
241	01/03/2014	P	0.00	203.08	-203.08	2470.41	0.00	1499.57	241
242	01/21/2014	P	0.00	203.08	-196.92	2273.49	-6.16	1493.41	242
243	01/31/2014	M	0.00	0.00	0.00	2273.49	0.00	1493.41	243
244	02/01/2014	O	400.00	0.00	400.00	2673.49	0.00	1493.41	244
245	02/04/2014	P	0.00	149.52	-149.52	2523.97	0.00	1493.41	245
246	02/18/2014	P	0.00	179.07	-179.07	2344.90	0.00	1493.41	246
247	02/28/2014	M	0.00	0.00	0.00	2344.90	0.00	1493.41	247
248	03/01/2014	O	400.00	0.00	400.00	2744.90	0.00	1493.41	248
249	03/03/2014	P	0.00	203.08	-203.08	2541.82	0.00	1493.41	249
250	03/17/2014	P	0.00	165.46	-165.46	2376.36	0.00	1493.41	250
251	03/31/2014	P	0.00	196.40	-31.46	2344.90	-164.94	1328.47	251
252	03/31/2014	M	0.00	0.00	0.00	2344.90	0.00	1328.47	252
253	04/01/2014	O	400.00	0.00	400.00	2744.90	0.00	1328.47	253
254	04/14/2014	P	0.00	78.42	-78.42	2666.48	0.00	1328.47	254
255	04/29/2014	P	0.00	193.16	-193.16	2473.32	0.00	1328.47	255
256	04/30/2014	M	0.00	0.00	0.00	2473.32	0.00	1328.47	256
257	05/01/2014	O	400.00	0.00	400.00	2873.32	0.00	1328.47	257
258	05/12/2014	P	0.00	203.08	-203.08	2670.24	0.00	1328.47	258
259	05/27/2014	P	0.00	182.20	-182.20	2488.04	0.00	1328.47	259

	Event Date	Event Type	Current Amount Due	NCP Paid	Unadjudicated Arrears		Adjudicated Arrears		
					Adjustment Amount	Running Balance	Adjustment Amount	Running Balance	
260	05/31/2014	M	0.00	0.00	0.00	2488.04	0.00	1328.47	260
261	06/01/2014	O	400.00	0.00	400.00	2888.04	0.00	1328.47	261
262	06/09/2014	P	0.00	203.08	-203.08	2684.96	0.00	1328.47	262
263	06/23/2014	P	0.00	171.60	-171.60	2513.36	0.00	1328.47	263
264	06/30/2014	M	0.00	0.00	0.00	2513.36	0.00	1328.47	264
265	07/01/2014	O	400.00	0.00	400.00	2913.36	0.00	1328.47	265
266	07/08/2014	P	0.00	201.96	-201.96	2711.40	0.00	1328.47	266
267	07/21/2014	P	0.00	203.08	-198.04	2513.36	-5.04	1323.43	267
268	07/31/2014	M	0.00	0.00	0.00	2513.36	0.00	1323.43	268
269	08/01/2014	O	400.00	0.00	400.00	2913.36	0.00	1323.43	269
270	08/04/2014	P	0.00	203.08	-203.08	2710.28	0.00	1323.43	270
271	08/18/2014	P	0.00	190.15	-190.15	2520.13	0.00	1323.43	271
272	08/31/2014	M	0.00	0.00	0.00	2520.13	0.00	1323.43	272
273	09/01/2014	O	400.00	0.00	400.00	2920.13	0.00	1323.43	273
274	09/02/2014	P	0.00	174.98	-174.98	2745.15	0.00	1323.43	274
275	09/15/2014	P	0.00	197.53	-197.53	2547.62	0.00	1323.43	275
276	09/29/2014	P	0.00	182.38	-27.49	2520.13	-154.89	1168.54	276
277	09/30/2014	M	0.00	0.00	0.00	2520.13	0.00	1168.54	277
278	10/01/2014	O	400.00	0.00	400.00	2920.13	0.00	1168.54	278
279	10/10/2014	P	0.00	154.28	-154.28	2765.85	0.00	1168.54	279
280	10/27/2014	P	0.00	170.37	-170.37	2595.48	0.00	1168.54	280
281	10/31/2014	M	0.00	0.00	0.00	2595.48	0.00	1168.54	281
282	11/01/2014	O	400.00	0.00	400.00	2995.48	0.00	1168.54	282
283	11/10/2014	P	0.00	199.51	-199.51	2795.97	0.00	1168.54	283
284	11/24/2014	P	0.00	194.93	-194.93	2601.04	0.00	1168.54	284
285	11/30/2014	M	0.00	0.00	0.00	2601.04	0.00	1168.54	285
286	12/01/2014	O	400.00	0.00	400.00	3001.04	0.00	1168.54	286
287	12/08/2014	P	0.00	201.25	-201.25	2799.79	0.00	1168.54	287
288	12/22/2014	P	0.00	139.06	-139.06	2660.73	0.00	1168.54	288
289	12/31/2014	M	0.00	0.00	0.00	2660.73	0.00	1168.54	289
290	01/01/2015	O	400.00	0.00	400.00	3060.73	0.00	1168.54	290
291	01/05/2015	P	0.00	194.93	-194.93	2865.80	0.00	1168.54	291
292	01/23/2015	P	0.00	203.08	-203.08	2662.72	0.00	1168.54	292
293	01/27/2015	P	0.00	190.72	-1.99	2660.73	-188.73	979.81	293

	Event Date	Event Type	Current Amount Due	NCP Paid	Unadjudicated Arrears		Adjudicated Arrears		
					Adjustment Amount	Running Balance	Adjustment Amount	Running Balance	
294	01/31/2015	M	0.00	0.00	0.00	2660.73	0.00	979.81	294
295	02/01/2015	O	400.00	0.00	400.00	3060.73	0.00	979.81	295
296	02/28/2015	M	0.00	0.00	0.00	3060.73	0.00	979.81	296
297	03/01/2015	O	400.00	0.00	400.00	3460.73	0.00	979.81	297
298	03/02/2015	P	0.00	203.08	-203.08	3257.65	0.00	979.81	298
299	03/20/2015	P	0.00	203.08	-196.92	3060.73	-6.16	973.65	299
300	03/31/2015	M	0.00	0.00	0.00	3060.73	0.00	973.65	300
301	04/01/2015	O	400.00	0.00	400.00	3460.73	0.00	973.65	301
302	04/01/2015	P	0.00	203.08	-203.08	3257.65	0.00	973.65	302
303	04/13/2015	P	0.00	203.08	-196.92	3060.73	-6.16	967.49	303
304	04/27/2015	P	0.00	203.08	0.00	3060.73	-203.08	764.41	304
305	04/30/2015	M	0.00	0.00	0.00	3060.73	0.00	764.41	305
306	05/01/2015	O	400.00	0.00	400.00	3460.73	0.00	764.41	306
307	05/11/2015	P	0.00	203.08	-203.08	3257.65	0.00	764.41	307
308	05/26/2015	P	0.00	203.08	-196.92	3060.73	-6.16	758.25	308
309	05/31/2015	M	0.00	0.00	0.00	3060.73	0.00	758.25	309
310	06/01/2015	O	400.00	0.00	400.00	3460.73	0.00	758.25	310
311	06/08/2015	P	0.00	153.15	-153.15	3307.58	0.00	758.25	311
312	06/22/2015	P	0.00	203.08	-203.08	3104.50	0.00	758.25	312
313	06/30/2015	M	0.00	0.00	0.00	3104.50	0.00	758.25	313
314	07/01/2015	O	400.00	0.00	400.00	3504.50	0.00	758.25	314
315	07/06/2015	P	0.00	203.08	-203.08	3301.42	0.00	758.25	315
316	07/20/2015	P	0.00	203.08	-196.92	3104.50	-6.16	752.09	316
317	07/31/2015	M	0.00	0.00	0.00	3104.50	0.00	752.09	317
318	08/01/2015	O	400.00	0.00	400.00	3504.50	0.00	752.09	318
319	08/03/2015	P	0.00	203.08	-203.08	3301.42	0.00	752.09	319
320	08/17/2015	P	0.00	203.08	-196.92	3104.50	-6.16	745.93	320
321	08/31/2015	P	0.00	203.08	0.00	3104.50	-203.08	542.85	321
322	08/31/2015	M	0.00	0.00	0.00	3104.50	0.00	542.85	322
323	09/01/2015	O	400.00	0.00	400.00	3504.50	0.00	542.85	323
324	09/14/2015	P	0.00	203.08	-203.08	3301.42	0.00	542.85	324
325	09/28/2015	P	0.00	203.08	-196.92	3104.50	-6.16	536.69	325
326	09/30/2015	M	0.00	0.00	0.00	3104.50	0.00	536.69	326
327	10/01/2015	O	400.00	0.00	400.00	3504.50	0.00	536.69	327

	Event Date	Event Type	Current Amount Due	NCP Paid	Unadjudicated Arrears		Adjudicated Arrears		
					Adjustment Amount	Running Balance	Adjustment Amount	Running Balance	
328	10/12/2015	P	0.00	203.08	-203.08	3301.42	0.00	536.69	328
329	10/26/2015	P	0.00	203.08	-196.92	3104.50	-6.16	530.53	329
330	10/31/2015	M	0.00	0.00	0.00	3104.50	0.00	530.53	330
331	11/01/2015	O	400.00	0.00	400.00	3504.50	0.00	530.53	331
332	11/12/2015	P	0.00	203.08	-203.08	3301.42	0.00	530.53	332
333	11/20/2015	P	0.00	203.08	-196.92	3104.50	-6.16	524.37	333
334	11/30/2015	M	0.00	0.00	0.00	3104.50	0.00	524.37	334
335	12/01/2015	O	400.00	0.00	400.00	3504.50	0.00	524.37	335
336	12/04/2015	P	0.00	203.08	-203.08	3301.42	0.00	524.37	336
337	12/21/2015	P	0.00	203.08	-196.92	3104.50	-6.16	518.21	337
338	12/31/2015	M	0.00	0.00	0.00	3104.50	0.00	518.21	338
339	01/01/2016	O	400.00	0.00	400.00	3504.50	0.00	518.21	339
340	01/04/2016	P	0.00	203.08	-203.08	3301.42	0.00	518.21	340
341	01/19/2016	P	0.00	203.08	-196.92	3104.50	-6.16	512.05	341
342	01/29/2016	P	0.00	203.08	0.00	3104.50	-203.08	308.97	342
343	01/31/2016	M	0.00	0.00	0.00	3104.50	0.00	308.97	343
344	02/01/2016	O	400.00	0.00	400.00	3504.50	0.00	308.97	344
345	02/12/2016	P	0.00	203.08	-203.08	3301.42	0.00	308.97	345
346	02/29/2016	P	0.00	203.08	-196.92	3104.50	-6.16	302.81	346
347	02/29/2016	M	0.00	0.00	0.00	3104.50	0.00	302.81	347
348	03/01/2016	O	400.00	0.00	400.00	3504.50	0.00	302.81	348
349	03/14/2016	P	0.00	203.08	-203.08	3301.42	0.00	302.81	349
350	03/25/2016	P	0.00	203.08	-196.92	3104.50	-6.16	296.65	350
351	03/31/2016	M	0.00	0.00	0.00	3104.50	0.00	296.65	351
352	04/01/2016	O	400.00	0.00	400.00	3504.50	0.00	296.65	352
353	04/08/2016	P	0.00	203.08	-203.08	3301.42	0.00	296.65	353
354	04/22/2016	P	0.00	203.08	-196.92	3104.50	-6.16	290.49	354
355	04/30/2016	M	0.00	0.00	0.00	3104.50	0.00	290.49	355
356	05/01/2016	O	400.00	0.00	400.00	3504.50	0.00	290.49	356
357	05/06/2016	P	0.00	203.08	-203.08	3301.42	0.00	290.49	357
358	05/20/2016	P	0.00	203.08	-196.92	3104.50	-6.16	284.33	358
359	05/31/2016	M	0.00	0.00	0.00	3104.50	0.00	284.33	359
360	06/01/2016	O	400.00	0.00	400.00	3504.50	0.00	284.33	360
361	06/03/2016	P	0.00	149.24	-149.24	3355.26	0.00	284.33	361

	Event Date	Event Type	Current Amount Due	NCP Paid	Unadjudicated Arrears		Adjudicated Arrears		
					Adjustment Amount	Running Balance	Adjustment Amount	Running Balance	
362	06/17/2016	P	0.00	203.08	-203.08	3152.18	0.00	284.33	362
363	06/30/2016	M	0.00	0.00	0.00	3152.18	0.00	284.33	363
364	07/01/2016	O	400.00	0.00	400.00	3552.18	0.00	284.33	364
365	07/05/2016	P	0.00	203.08	-203.08	3349.10	0.00	284.33	365
366	07/18/2016	P	0.00	203.08	-196.92	3152.18	-6.16	278.17	366
367	07/29/2016	P	0.00	203.08	0.00	3152.18	-203.08	75.09	367
368	07/31/2016	M	0.00	0.00	0.00	3152.18	0.00	75.09	368
369	08/01/2016	O	400.00	0.00	400.00	3552.18	0.00	75.09	369
370	08/15/2016	P	0.00	203.08	-203.08	3349.10	0.00	75.09	370
371	08/29/2016	P	0.00	203.08	-196.92	3152.18	-6.16	68.93	371
372	08/31/2016	M	0.00	0.00	0.00	3152.18	0.00	68.93	372
373	09/01/2016	O	400.00	0.00	400.00	3552.18	0.00	68.93	373
374	09/09/2016	P	0.00	203.08	-203.08	3349.10	0.00	68.93	374
375	09/23/2016	P	0.00	203.08	-196.92	3152.18	-6.16	62.77	375
376	09/30/2016	M	0.00	0.00	0.00	3152.18	0.00	62.77	376
377	10/01/2016	O	400.00	0.00	400.00	3552.18	0.00	62.77	377
378	10/11/2016	P	0.00	203.08	-203.08	3349.10	0.00	62.77	378
379	10/21/2016	P	0.00	203.08	-196.92	3152.18	-6.16	56.61	379
380	10/31/2016	M	0.00	0.00	0.00	3152.18	0.00	56.61	380
381	11/01/2016	O	400.00	0.00	400.00	3552.18	0.00	56.61	381
382	11/04/2016	P	0.00	203.08	-203.08	3349.10	0.00	56.61	382
383	11/18/2016	P	0.00	203.08	-196.92	3152.18	-6.16	50.45	383
384	11/30/2016	M	0.00	0.00	0.00	3152.18	0.00	50.45	384
385	12/01/2016	O	400.00	0.00	400.00	3552.18	0.00	50.45	385
386	12/05/2016	P	0.00	203.08	-203.08	3349.10	0.00	50.45	386
387	12/21/2016	P	0.00	203.08	-196.92	3152.18	-6.16	44.29	387
388	12/31/2016	M	0.00	0.00	0.00	3152.18	0.00	44.29	388
389	01/01/2017	O	400.00	0.00	400.00	3552.18	0.00	44.29	389
390	01/03/2017	P	0.00	203.08	-203.08	3349.10	0.00	44.29	390
391	01/17/2017	P	0.00	203.08	-196.92	3152.18	-6.16	38.13	391
392	01/30/2017	P	0.00	203.08	-164.95	2987.23	-38.13	0.00	392
393	01/31/2017	M	0.00	0.00	0.00	2987.23	0.00	0.00	393
394	02/01/2017	O	400.00	0.00	400.00	3387.23	0.00	0.00	394
395	02/10/2017	P	0.00	203.08	-203.08	3184.15	0.00	0.00	395

	Event Date	Event Type	Current Amount Due	NCP Paid	Unadjudicated Arrears		Adjudicated Arrears		
					Adjustment Amount	Running Balance	Adjustment Amount	Running Balance	
396	02/27/2017	P	0.00	203.08	-203.08	2981.07	0.00	0.00	396
397	02/28/2017	M	0.00	0.00	0.00	2981.07	0.00	0.00	397
398	03/01/2017	O	400.00	0.00	400.00	3381.07	0.00	0.00	398
399	03/13/2017	P	0.00	203.08	-203.08	3177.99	0.00	0.00	399
400	03/27/2017	P	0.00	203.08	-203.08	2974.91	0.00	0.00	400
401	03/31/2017	M	0.00	0.00	0.00	2974.91	0.00	0.00	401
402	04/01/2017	O	400.00	0.00	400.00	3374.91	0.00	0.00	402
403	04/10/2017	P	0.00	203.08	-203.08	3171.83	0.00	0.00	403
404	04/26/2017	P	0.00	203.08	-203.08	2968.75	0.00	0.00	404
405	04/30/2017	M	0.00	0.00	0.00	2968.75	0.00	0.00	405
406	05/01/2017	O	400.00	0.00	400.00	3368.75	0.00	0.00	406
407	05/05/2017	P	0.00	203.08	-203.08	3165.67	0.00	0.00	407
408	05/22/2017	P	0.00	203.08	-203.08	2962.59	0.00	0.00	408
409	05/31/2017	M	0.00	0.00	0.00	2962.59	0.00	0.00	409
410	06/01/2017	O	400.00	0.00	400.00	3362.59	0.00	0.00	410
411	06/02/2017	P	0.00	203.08	-203.08	3159.51	0.00	0.00	411
412	06/16/2017	P	0.00	203.08	-203.08	2956.43	0.00	0.00	412
413	06/30/2017	P	0.00	203.08	-203.08	2753.35	0.00	0.00	413
414	06/30/2017	M	0.00	0.00	0.00	2753.35	0.00	0.00	414
415	07/01/2017	O	400.00	0.00	400.00	3153.35	0.00	0.00	415
416	07/14/2017	P	0.00	203.08	-203.08	2950.27	0.00	0.00	416
417	07/28/2017	P	0.00	203.08	-203.08	2747.19	0.00	0.00	417
418	07/31/2017	M	0.00	0.00	0.00	2747.19	0.00	0.00	418
419	08/01/2017	O	400.00	0.00	400.00	3147.19	0.00	0.00	419
420	08/11/2017	P	0.00	203.08	-203.08	2944.11	0.00	0.00	420
421	08/25/2017	P	0.00	203.08	-203.08	2741.03	0.00	0.00	421
422	08/31/2017	M	0.00	0.00	0.00	2741.03	0.00	0.00	422
423	09/01/2017	O	400.00	0.00	400.00	3141.03	0.00	0.00	423
424	09/08/2017	P	0.00	150.22	-150.22	2990.81	0.00	0.00	424
425	09/22/2017	P	0.00	203.08	-203.08	2787.73	0.00	0.00	425
426	09/30/2017	M	0.00	0.00	0.00	2787.73	0.00	0.00	426
427	10/01/2017	O	400.00	0.00	400.00	3187.73	0.00	0.00	427
428	10/10/2017	P	0.00	87.93	-87.93	3099.80	0.00	0.00	428
429	10/20/2017	P	0.00	203.08	-203.08	2896.72	0.00	0.00	429

	Event Date	Event Type	Current Amount Due	NCP Paid	Unadjudicated Arrears		Adjudicated Arrears		
					Adjustment Amount	Running Balance	Adjustment Amount	Running Balance	
430	10/31/2017	M	0.00	0.00	0.00	2896.72	0.00	0.00	430
431	11/01/2017	O	400.00	0.00	400.00	3296.72	0.00	0.00	431
432	11/02/2017	P	0.00	203.08	-203.08	3093.64	0.00	0.00	432
433	11/20/2017	P	0.00	203.08	-203.08	2890.56	0.00	0.00	433
434	11/30/2017	M	0.00	0.00	0.00	2890.56	0.00	0.00	434
435	12/01/2017	O	400.00	0.00	400.00	3290.56	0.00	0.00	435
436	12/04/2017	P	0.00	203.08	-203.08	3087.48	0.00	0.00	436
437	12/18/2017	P	0.00	203.08	-203.08	2884.40	0.00	0.00	437
438	12/31/2017	M	0.00	0.00	0.00	2884.40	0.00	0.00	438
439	01/01/2018	O	400.00	0.00	400.00	3284.40	0.00	0.00	439
440	01/02/2018	P	0.00	203.08	-203.08	3081.32	0.00	0.00	440
441	01/16/2018	P	0.00	203.08	-203.08	2878.24	0.00	0.00	441
442	01/29/2018	P	0.00	203.08	-203.08	2675.16	0.00	0.00	442
443	01/31/2018	M	0.00	0.00	0.00	2675.16	0.00	0.00	443
444	02/01/2018	O	400.00	0.00	400.00	3075.16	0.00	0.00	444
445	02/12/2018	P	0.00	203.08	-203.08	2872.08	0.00	0.00	445
446	02/23/2018	P	0.00	203.08	-203.08	2669.00	0.00	0.00	446
447	02/28/2018	M	0.00	0.00	0.00	2669.00	0.00	0.00	447
448	03/01/2018	O	400.00	0.00	400.00	3069.00	0.00	0.00	448
449	03/08/2018	P	0.00	203.08	-203.08	2865.92	0.00	0.00	449
450	03/26/2018	P	0.00	203.08	-203.08	2662.84	0.00	0.00	450
451	03/31/2018	M	0.00	0.00	0.00	2662.84	0.00	0.00	451
452	04/01/2018	O	400.00	0.00	400.00	3062.84	0.00	0.00	452
453	04/09/2018	P	0.00	203.08	-203.08	2859.76	0.00	0.00	453
454	04/20/2018	P	0.00	203.08	-203.08	2656.68	0.00	0.00	454
455	04/30/2018	M	0.00	0.00	0.00	2656.68	0.00	0.00	455
456	05/01/2018	O	400.00	0.00	400.00	3056.68	0.00	0.00	456
457	05/07/2018	P	0.00	203.08	-203.08	2853.60	0.00	0.00	457
458	05/17/2018	P	0.00	203.08	-203.08	2650.52	0.00	0.00	458
459	05/31/2018	M	0.00	0.00	0.00	2650.52	0.00	0.00	459
460	06/01/2018	O	400.00	0.00	400.00	3050.52	0.00	0.00	460
461	06/01/2018	P	0.00	203.08	-203.08	2847.44	0.00	0.00	461
462	06/14/2018	P	0.00	203.08	-203.08	2644.36	0.00	0.00	462
463	06/30/2018	M	0.00	0.00	0.00	2644.36	0.00	0.00	463

	Event Date	Event Type	Current Amount Due	NCP Paid	Unadjudicated Arrears		Adjudicated Arrears		
					Adjustment Amount	Running Balance	Adjustment Amount	Running Balance	
464	07/01/2018	O	400.00	0.00	400.00	3044.36	0.00	0.00	464
465	07/02/2018	P	0.00	203.08	-203.08	2841.28	0.00	0.00	465
466	07/30/2018	P	0.00	158.58	-158.58	2682.70	0.00	0.00	466
467	07/31/2018	M	0.00	0.00	0.00	2682.70	0.00	0.00	467
468	08/01/2018	O	400.00	0.00	400.00	3082.70	0.00	0.00	468
469	08/13/2018	P	0.00	203.08	-203.08	2879.62	0.00	0.00	469
470	08/27/2018	P	0.00	203.08	-203.08	2676.54	0.00	0.00	470
471	08/31/2018	M	0.00	0.00	0.00	2676.54	0.00	0.00	471
472	09/01/2018	O	400.00	0.00	400.00	3076.54	0.00	0.00	472
473	09/10/2018	P	0.00	203.08	-203.08	2873.46	0.00	0.00	473
474	09/24/2018	P	0.00	203.08	-203.08	2670.38	0.00	0.00	474
475	09/30/2018	M	0.00	0.00	0.00	2670.38	0.00	0.00	475
476	10/01/2018	O	400.00	0.00	400.00	3070.38	0.00	0.00	476
477	10/08/2018	P	0.00	203.08	-203.08	2867.30	0.00	0.00	477
478	10/22/2018	P	0.00	203.08	-203.08	2664.22	0.00	0.00	478
479	10/31/2018	M	0.00	0.00	0.00	2664.22	0.00	0.00	479
480	11/01/2018	O	400.00	0.00	400.00	3064.22	0.00	0.00	480
481	11/05/2018	P	0.00	203.08	-203.08	2861.14	0.00	0.00	481
482	11/19/2018	P	0.00	203.08	-203.08	2658.06	0.00	0.00	482
483	11/30/2018	M	0.00	0.00	0.00	2658.06	0.00	0.00	483
484	12/01/2018	O	400.00	0.00	400.00	3058.06	0.00	0.00	484
485	12/03/2018	P	0.00	203.08	-203.08	2854.98	0.00	0.00	485
486	12/17/2018	P	0.00	203.08	-203.08	2651.90	0.00	0.00	486
487	12/31/2018	P	0.00	166.33	-166.33	2485.57	0.00	0.00	487
488	12/31/2018	M	0.00	0.00	0.00	2485.57	0.00	0.00	488
489	01/01/2019	O	400.00	0.00	400.00	2885.57	0.00	0.00	489
490	01/31/2019	M	0.00	0.00	0.00	2885.57	0.00	0.00	490
491	02/01/2019	O	400.00	0.00	400.00	3285.57	0.00	0.00	491
492	02/28/2019	M	0.00	0.00	0.00	3285.57	0.00	0.00	492
493	03/01/2019	O	400.00	0.00	400.00	3685.57	0.00	0.00	493
494	03/31/2019	M	0.00	0.00	0.00	3685.57	0.00	0.00	494
495	04/01/2019	O	400.00	0.00	400.00	4085.57	0.00	0.00	495
496	04/22/2019	P	0.00	203.08	-203.08	3882.49	0.00	0.00	496
497	04/30/2019	M	0.00	0.00	0.00	3882.49	0.00	0.00	497

	Event Date	Event Type	Current Amount Due	NCP Paid	Unadjudicated Arrears		Adjudicated Arrears		
					Adjustment Amount	Running Balance	Adjustment Amount	Running Balance	
498	05/01/2019	O	400.00	0.00	400.00	4282.49	0.00	0.00	498
499	05/31/2019	M	0.00	0.00	0.00	4282.49	0.00	0.00	499
500	06/01/2019	O	400.00	0.00	400.00	4682.49	0.00	0.00	500
501	06/11/2019	P	0.00	203.08	-203.08	4479.41	0.00	0.00	501
502	06/25/2019	P	0.00	203.08	-203.08	4276.33	0.00	0.00	502
503	06/30/2019	M	0.00	0.00	0.00	4276.33	0.00	0.00	503
504	07/01/2019	O	400.00	0.00	400.00	4676.33	0.00	0.00	504
505	07/09/2019	P	0.00	203.08	-203.08	4473.25	0.00	0.00	505
506	07/23/2019	P	0.00	203.08	-203.08	4270.17	0.00	0.00	506
507	07/31/2019	M	0.00	0.00	0.00	4270.17	0.00	0.00	507
508	08/01/2019	O	400.00	0.00	400.00	4670.17	0.00	0.00	508
509	08/06/2019	P	0.00	203.08	-203.08	4467.09	0.00	0.00	509
510	08/20/2019	P	0.00	203.08	-203.08	4264.01	0.00	0.00	510
511	08/31/2019	M	0.00	0.00	0.00	4264.01	0.00	0.00	511
512	09/01/2019	O	400.00	0.00	400.00	4664.01	0.00	0.00	512
513	09/04/2019	P	0.00	203.08	-203.08	4460.93	0.00	0.00	513
514	09/17/2019	P	0.00	203.08	-203.08	4257.85	0.00	0.00	514
515	09/30/2019	M	0.00	0.00	0.00	4257.85	0.00	0.00	515
516	10/01/2019	O	400.00	0.00	400.00	4657.85	0.00	0.00	516
517	10/03/2019	P	0.00	203.08	-203.08	4454.77	0.00	0.00	517
518	10/16/2019	P	0.00	203.08	-203.08	4251.69	0.00	0.00	518
519	10/31/2019	P	0.00	199.55	-199.55	4052.14	0.00	0.00	519
520	10/31/2019	M	0.00	0.00	0.00	4052.14	0.00	0.00	520
521	11/01/2019	O	400.00	0.00	400.00	4452.14	0.00	0.00	521
522	11/13/2019	P	0.00	206.61	-206.61	4245.53	0.00	0.00	522
523	11/26/2019	P	0.00	203.08	-203.08	4042.45	0.00	0.00	523
524	12/01/2019	O	400.00	0.00	400.00	4442.45	0.00	0.00	524
525	12/10/2019	P	0.00	192.56	-192.56	4249.89	0.00	0.00	525
526	12/27/2019	P	0.00	213.60	-213.60	4036.29	0.00	0.00	526
527	01/01/2020	O	400.00	0.00	400.00	4436.29	0.00	0.00	527
528	01/07/2020	P	0.00	203.08	-203.08	4233.21	0.00	0.00	528
529	01/22/2020	P	0.00	203.08	-203.08	4030.13	0.00	0.00	529
530	02/01/2020	O	400.00	0.00	400.00	4430.13	0.00	0.00	530
531	02/04/2020	P	0.00	203.08	-203.08	4227.05	0.00	0.00	531

	Event Date	Event Type	Current Amount Due	NCP Paid	Unadjudicated Arrears		Adjudicated Arrears		
					Adjustment Amount	Running Balance	Adjustment Amount	Running Balance	
532	02/19/2020	P	0.00	207.69	-207.69	4019.36	0.00	0.00	532
533	03/01/2020	O	400.00	0.00	400.00	4419.36	0.00	0.00	533
534	03/03/2020	P	0.00	207.69	-207.69	4211.67	0.00	0.00	534
535	03/17/2020	P	0.00	207.69	-207.69	4003.98	0.00	0.00	535
536	04/01/2020	O	400.00	0.00	400.00	4403.98	0.00	0.00	536
537	04/02/2020	P	0.00	207.69	-207.69	4196.29	0.00	0.00	537
538	04/14/2020	P	0.00	207.69	-207.69	3988.60	0.00	0.00	538
539	05/01/2020	O	400.00	0.00	400.00	4388.60	0.00	0.00	539
540	05/12/2020	P	0.00	108.08	-108.08	4280.52	0.00	0.00	540
541	05/18/2020	P	0.00	103.85	-103.85	4176.67	0.00	0.00	541
542	05/26/2020	P	0.00	103.85	-103.85	4072.82	0.00	0.00	542
543	06/01/2020	O	400.00	0.00	400.00	4472.82	0.00	0.00	543
544	06/01/2020	P	0.00	103.85	-103.85	4368.97	0.00	0.00	544
545	06/08/2020	P	0.00	103.85	-103.85	4265.12	0.00	0.00	545
546	06/15/2020	P	0.00	103.85	-103.85	4161.27	0.00	0.00	546
547	06/16/2020	P	0.00	1200.00	-1200.00	2961.27	0.00	0.00	547
548	06/22/2020	P	0.00	103.85	-103.85	2857.42	0.00	0.00	548
549	06/29/2020	P	0.00	103.85	-103.85	2753.57	0.00	0.00	549
550	07/01/2020	O	400.00	0.00	400.00	3153.57	0.00	0.00	550
551	07/06/2020	P	0.00	17.26	-17.26	3136.31	0.00	0.00	551
552	07/06/2020	P	0.00	103.85	-103.85	3032.46	0.00	0.00	552
553	07/13/2020	P	0.00	103.85	-103.85	2928.61	0.00	0.00	553
554	07/21/2020	P	0.00	207.69	-207.69	2720.92	0.00	0.00	554
555	08/01/2020	O	400.00	0.00	400.00	3120.92	0.00	0.00	555
556	08/04/2020	P	0.00	207.69	-207.69	2913.23	0.00	0.00	556
557	08/18/2020	P	0.00	207.69	-207.69	2705.54	0.00	0.00	557
558	09/01/2020	O	400.00	0.00	400.00	3105.54	0.00	0.00	558
559	09/01/2020	P	0.00	207.69	-207.69	2897.85	0.00	0.00	559
560	09/15/2020	P	0.00	207.69	-207.69	2690.16	0.00	0.00	560
561	10/01/2020	O	400.00	0.00	400.00	3090.16	0.00	0.00	561
562	10/01/2020	P	0.00	172.41	-172.41	2917.75	0.00	0.00	562
563	10/14/2020	P	0.00	231.67	-231.67	2686.08	0.00	0.00	563
564	10/27/2020	P	0.00	207.69	-207.69	2478.39	0.00	0.00	564
565	11/01/2020	O	0.00	0.00	0.00	2478.39	0.00	0.00	565

	Event Date	Event Type	Current Amount Due	NCP Paid	Unadjudicated Arrears		Adjudicated Arrears		
					Adjustment Amount	Running Balance	Adjustment Amount	Running Balance	
566	11/10/2020	P	0.00	207.69	-207.69	2270.70	0.00	0.00	566
567	11/30/2020	P	0.00	159.79	-159.79	2110.91	0.00	0.00	567
568	12/01/2020	O	0.00	0.00	0.00	2110.91	0.00	0.00	568
569	12/08/2020	P	0.00	129.11	-129.11	1981.80	0.00	0.00	569
570	12/22/2020	P	0.00	258.53	-258.53	1723.27	0.00	0.00	570
571	01/01/2021	O	0.00	0.00	0.00	1723.27	0.00	0.00	571
572	01/07/2021	P	0.00	227.42	-227.42	1495.85	0.00	0.00	572
573	01/20/2021	P	0.00	179.97	-179.97	1315.88	0.00	0.00	573
574	02/01/2021	O	0.00	0.00	0.00	1315.88	0.00	0.00	574
575	02/04/2021	P	0.00	213.88	-213.88	1102.00	0.00	0.00	575
576	02/17/2021	P	0.00	200.87	-200.87	901.13	0.00	0.00	576
577	03/01/2021	O	0.00	0.00	0.00	901.13	0.00	0.00	577
578	03/04/2021	P	0.00	236.04	-236.04	665.09	0.00	0.00	578
579	03/16/2021	P	0.00	207.69	-207.69	457.40	0.00	0.00	579
580	03/30/2021	P	0.00	207.69	-207.69	249.71	0.00	0.00	580
581	04/01/2021	O	0.00	0.00	0.00	249.71	0.00	0.00	581
582	04/13/2021	P	0.00	25.24	-25.24	224.47	0.00	0.00	582
583	05/01/2021	O	0.00	0.00	0.00	224.47	0.00	0.00	583
Totals:			\$57200.00	\$61375.53	\$0.00	\$224.47	\$0.00	\$0.00	

Total Unadjudicated: \$224.47

Total Adjudicated: \$0.00

Total Arrears: \$224.47

Custodian Financial Audit (part 2 of 2)

Run Date: 06/23/2021

Run Time: 02:58 PM

NCP Name: Hawkins , Jami

Case ID: 021048000A

Office: 03

CST Name: Hawkins, Jason

Docket#: 08-UR-0067

Prepared By: ASCHWITT

Prepared By Date: 06/23/2021

Last Updated By: ASCHWITT

Last Updated By Date: 06/23/2021

Provision Type: Child Support

	Event Date	Event Type	Current Amount Due	NCP Paid	Unadjudicated Interest (On UA)		Unadjudicated Interest (On AA)		Adjudicated Interest		Unadjudicated Penalty		Adjudicated Penalty		
					Adjust Amount	Running Balance	Adjust Amount	Running Balance	Adjust Amount	Running Balance	Adjust Amount	Running Balance	Adjust Amount	Running Balance	
1	12/01/2008	J	0.00	0.00	0.00	0.00	0.00	0.00	203.34	203.34	0.00	0.00	440.00	440.00	1
2	12/01/2008	O	400.00	0.00	0.00	0.00	0.00	0.00	0.00	203.34	0.00	0.00	0.00	440.00	2
3	12/19/2008	P	0.00	400.00	0.00	0.00	0.00	0.00	0.00	203.34	0.00	0.00	0.00	440.00	3
4	12/31/2008	M	0.00	0.00	0.00	0.00	25.67	25.67	0.00	203.34	0.00	0.00	0.00	440.00	4
5	01/01/2009	O	400.00	0.00	0.00	0.00	0.00	25.67	0.00	203.34	0.00	0.00	0.00	440.00	5
6	01/22/2009	P	0.00	400.00	0.00	0.00	0.00	25.67	0.00	203.34	0.00	0.00	0.00	440.00	6
7	01/31/2009	M	0.00	0.00	0.00	0.00	19.25	44.92	0.00	203.34	0.00	0.00	0.00	440.00	7
8	02/01/2009	O	400.00	0.00	0.00	0.00	0.00	44.92	0.00	203.34	0.00	0.00	0.00	440.00	8
9	02/23/2009	P	0.00	440.00	0.00	0.00	0.00	44.92	0.00	203.34	0.00	0.00	0.00	440.00	9
10	02/28/2009	M	0.00	0.00	0.00	0.00	19.08	64.00	0.00	203.34	0.00	0.00	0.00	440.00	10
11	03/01/2009	O	400.00	0.00	0.00	0.00	0.00	64.00	0.00	203.34	0.00	0.00	0.00	440.00	11
12	03/23/2009	P	0.00	440.00	0.00	0.00	0.00	64.00	0.00	203.34	0.00	0.00	0.00	440.00	12
13	03/31/2009	M	0.00	0.00	0.00	0.00	18.90	82.90	0.00	203.34	0.00	0.00	0.00	440.00	13
14	04/01/2009	O	400.00	0.00	0.00	0.00	0.00	82.90	0.00	203.34	0.00	0.00	0.00	440.00	14
15	04/27/2009	P	0.00	440.00	0.00	0.00	0.00	82.90	0.00	203.34	0.00	0.00	0.00	440.00	15
16	04/30/2009	M	0.00	0.00	0.00	0.00	18.72	101.62	0.00	203.34	0.00	0.00	0.00	440.00	16
17	05/01/2009	O	400.00	0.00	0.00	0.00	0.00	101.62	0.00	203.34	0.00	0.00	0.00	440.00	17
18	05/19/2009	P	0.00	174.54	0.00	0.00	0.00	101.62	0.00	203.34	0.00	0.00	0.00	440.00	18
19	05/31/2009	M	0.00	0.00	0.99	0.99	18.72	120.34	0.00	203.34	0.00	0.00	0.00	440.00	19
20	06/01/2009	O	400.00	0.00	0.00	0.99	0.00	120.34	0.00	203.34	0.00	0.00	0.00	440.00	20

	Event Date	Event Type	Current Amount Due	NCP Paid	Unadjudicated Interest (On UA)		Unadjudicated Interest (On AA)		Adjudicated Interest		Unadjudicated Penalty		Adjudicated Penalty		
					Adjust Amount	Running Balance	Adjust Amount	Running Balance	Adjust Amount	Running Balance	Adjust Amount	Running Balance	Adjust Amount	Running Balance	
21	06/01/2009	P	0.00	440.00	0.00	0.99	0.00	120.34	0.00	203.34	0.00	0.00	0.00	440.00	21
22	06/02/2009	P	0.00	165.45	0.00	0.99	0.00	120.34	0.00	203.34	0.00	0.00	0.00	440.00	22
23	06/16/2009	P	0.00	193.45	0.00	0.99	0.00	120.34	0.00	203.34	0.00	0.00	0.00	440.00	23
24	06/24/2009	P	0.00	440.00	0.00	0.99	0.00	120.34	0.00	203.34	0.00	0.00	0.00	440.00	24
25	06/30/2009	P	0.00	185.75	0.00	0.99	0.00	120.34	0.00	203.34	0.00	0.00	0.00	440.00	25
26	06/30/2009	M	0.00	0.00	0.99	1.98	14.24	134.58	0.00	203.34	0.00	0.00	0.00	440.00	26
27	07/01/2009	O	400.00	0.00	0.00	1.98	0.00	134.58	0.00	203.34	0.00	0.00	0.00	440.00	27
28	07/27/2009	P	0.00	440.00	0.00	1.98	0.00	134.58	0.00	203.34	0.00	0.00	0.00	440.00	28
29	07/31/2009	M	0.00	0.00	0.99	2.97	14.07	148.65	0.00	203.34	0.00	0.00	0.00	440.00	29
30	08/01/2009	O	400.00	0.00	0.00	2.97	0.00	148.65	0.00	203.34	0.00	0.00	0.00	440.00	30
31	08/24/2009	P	0.00	440.00	0.00	2.97	0.00	148.65	0.00	203.34	0.00	0.00	0.00	440.00	31
32	08/31/2009	M	0.00	0.00	0.99	3.96	13.89	162.54	0.00	203.34	0.00	0.00	0.00	440.00	32
33	09/01/2009	O	400.00	0.00	0.00	3.96	0.00	162.54	0.00	203.34	0.00	0.00	0.00	440.00	33
34	09/28/2009	P	0.00	440.00	0.00	3.96	0.00	162.54	0.00	203.34	0.00	0.00	0.00	440.00	34
35	09/30/2009	M	0.00	0.00	0.99	4.95	13.72	176.26	0.00	203.34	0.00	0.00	0.00	440.00	35
36	10/01/2009	O	400.00	0.00	0.00	4.95	0.00	176.26	0.00	203.34	0.00	0.00	0.00	440.00	36
37	10/28/2009	P	0.00	440.00	0.00	4.95	0.00	176.26	0.00	203.34	0.00	0.00	0.00	440.00	37
38	10/31/2009	M	0.00	0.00	0.99	5.94	13.54	189.80	0.00	203.34	0.00	0.00	0.00	440.00	38
39	11/01/2009	O	400.00	0.00	0.00	5.94	0.00	189.80	0.00	203.34	0.00	0.00	0.00	440.00	39
40	11/30/2009	M	0.00	0.00	2.74	8.68	13.54	203.34	0.00	203.34	40.00	40.00	0.00	440.00	40
41	12/01/2009	O	400.00	0.00	0.00	8.68	0.00	203.34	0.00	203.34	0.00	40.00	0.00	440.00	41
42	12/09/2009	P	0.00	440.00	0.00	8.68	0.00	203.34	0.00	203.34	0.00	40.00	0.00	440.00	42
43	12/31/2009	M	0.00	0.00	2.74	11.42	13.37	216.71	0.00	203.34	0.00	40.00	0.00	440.00	43
44	01/01/2010	O	400.00	0.00	0.00	11.42	0.00	216.71	0.00	203.34	0.00	40.00	0.00	440.00	44
45	01/04/2010	P	0.00	440.00	0.00	11.42	0.00	216.71	0.00	203.34	0.00	40.00	0.00	440.00	45
46	01/31/2010	M	0.00	0.00	2.74	14.16	13.19	229.90	0.00	203.34	0.00	40.00	0.00	440.00	46
47	02/01/2010	O	400.00	0.00	0.00	14.16	0.00	229.90	0.00	203.34	0.00	40.00	0.00	440.00	47
48	02/28/2010	M	0.00	0.00	4.49	18.65	13.19	243.09	0.00	203.34	40.00	80.00	0.00	440.00	48
49	03/01/2010	O	400.00	0.00	0.00	18.65	0.00	243.09	0.00	203.34	0.00	80.00	0.00	440.00	49
50	03/31/2010	M	0.00	0.00	6.24	24.89	13.19	256.28	0.00	203.34	40.00	120.00	0.00	440.00	50
51	04/01/2010	O	400.00	0.00	0.00	24.89	0.00	256.28	0.00	203.34	0.00	120.00	0.00	440.00	51
52	04/06/2010	P	0.00	203.08	0.00	24.89	0.00	256.28	0.00	203.34	0.00	120.00	0.00	440.00	52
53	04/20/2010	P	0.00	201.42	0.00	24.89	0.00	256.28	0.00	203.34	0.00	120.00	0.00	440.00	53

	Event Date	Event Type	Current Amount Due	NCP Paid	Unadjudicated Interest (On UA)		Unadjudicated Interest (On AA)		Adjudicated Interest		Unadjudicated Penalty		Adjudicated Penalty		
					Adjust Amount	Running Balance	Adjust Amount	Running Balance	Adjust Amount	Running Balance	Adjust Amount	Running Balance	Adjust Amount	Running Balance	
54	04/30/2010	M	0.00	0.00	6.24	31.13	13.17	269.45	0.00	203.34	0.00	120.00	0.00	440.00	54
55	05/01/2010	O	400.00	0.00	0.00	31.13	0.00	269.45	0.00	203.34	0.00	120.00	0.00	440.00	55
56	05/04/2010	P	0.00	200.49	0.00	31.13	0.00	269.45	0.00	203.34	0.00	120.00	0.00	440.00	56
57	05/18/2010	P	0.00	180.37	0.00	31.13	0.00	269.45	0.00	203.34	0.00	120.00	0.00	440.00	57
58	05/31/2010	M	0.00	0.00	6.32	37.45	13.17	282.62	0.00	203.34	1.91	121.91	0.00	440.00	58
59	06/01/2010	O	400.00	0.00	0.00	37.45	0.00	282.62	0.00	203.34	0.00	121.91	0.00	440.00	59
60	06/02/2010	P	0.00	170.91	0.00	37.45	0.00	282.62	0.00	203.34	0.00	121.91	0.00	440.00	60
61	06/15/2010	P	0.00	198.80	0.00	37.45	0.00	282.62	0.00	203.34	0.00	121.91	0.00	440.00	61
62	06/29/2010	P	0.00	192.52	0.00	37.45	0.00	282.62	0.00	203.34	0.00	121.91	0.00	440.00	62
63	06/30/2010	M	0.00	0.00	6.32	43.77	12.46	295.08	0.00	203.34	0.00	121.91	0.00	440.00	63
64	07/01/2010	O	400.00	0.00	0.00	43.77	0.00	295.08	0.00	203.34	0.00	121.91	0.00	440.00	64
65	07/13/2010	P	0.00	176.72	0.00	43.77	0.00	295.08	0.00	203.34	0.00	121.91	0.00	440.00	65
66	07/27/2010	P	0.00	203.08	0.00	43.77	0.00	295.08	0.00	203.34	0.00	121.91	0.00	440.00	66
67	07/31/2010	M	0.00	0.00	6.41	50.18	12.46	307.54	0.00	203.34	2.02	123.93	0.00	440.00	67
68	08/01/2010	O	400.00	0.00	0.00	50.18	0.00	307.54	0.00	203.34	0.00	123.93	0.00	440.00	68
69	08/10/2010	P	0.00	203.08	0.00	50.18	0.00	307.54	0.00	203.34	0.00	123.93	0.00	440.00	69
70	08/24/2010	P	0.00	203.08	0.00	50.18	0.00	307.54	0.00	203.34	0.00	123.93	0.00	440.00	70
71	08/31/2010	M	0.00	0.00	6.41	56.59	12.44	319.98	0.00	203.34	0.00	123.93	0.00	440.00	71
72	09/01/2010	O	400.00	0.00	0.00	56.59	0.00	319.98	0.00	203.34	0.00	123.93	0.00	440.00	72
73	09/08/2010	P	0.00	203.08	0.00	56.59	0.00	319.98	0.00	203.34	0.00	123.93	0.00	440.00	73
74	09/21/2010	P	0.00	203.08	0.00	56.59	0.00	319.98	0.00	203.34	0.00	123.93	0.00	440.00	74
75	09/30/2010	M	0.00	0.00	6.41	63.00	12.41	332.39	0.00	203.34	0.00	123.93	0.00	440.00	75
76	10/01/2010	O	400.00	0.00	0.00	63.00	0.00	332.39	0.00	203.34	0.00	123.93	0.00	440.00	76
77	10/05/2010	P	0.00	200.74	0.00	63.00	0.00	332.39	0.00	203.34	0.00	123.93	0.00	440.00	77
78	10/19/2010	P	0.00	196.98	0.00	63.00	0.00	332.39	0.00	203.34	0.00	123.93	0.00	440.00	78
79	10/31/2010	M	0.00	0.00	6.42	69.42	12.41	344.80	0.00	203.34	0.23	124.16	0.00	440.00	79
80	11/01/2010	O	400.00	0.00	0.00	69.42	0.00	344.80	0.00	203.34	0.00	124.16	0.00	440.00	80
81	11/01/2010	P	0.00	199.99	0.00	69.42	0.00	344.80	0.00	203.34	0.00	124.16	0.00	440.00	81
82	11/17/2010	P	0.00	197.44	0.00	69.42	0.00	344.80	0.00	203.34	0.00	124.16	0.00	440.00	82
83	11/30/2010	P	0.00	187.48	0.00	69.42	0.00	344.80	0.00	203.34	0.00	124.16	0.00	440.00	83
84	11/30/2010	M	0.00	0.00	6.42	75.84	11.60	356.40	0.00	203.34	0.00	124.16	0.00	440.00	84
85	12/01/2010	O	400.00	0.00	0.00	75.84	0.00	356.40	0.00	203.34	0.00	124.16	0.00	440.00	85
86	12/14/2010	P	0.00	203.08	0.00	75.84	0.00	356.40	0.00	203.34	0.00	124.16	0.00	440.00	86

	Event Date	Event Type	Current Amount Due	NCP Paid	Unadjudicated Interest (On UA)		Unadjudicated Interest (On AA)		Adjudicated Interest		Unadjudicated Penalty		Adjudicated Penalty		
					Adjust Amount	Running Balance	Adjust Amount	Running Balance	Adjust Amount	Running Balance	Adjust Amount	Running Balance	Adjust Amount	Running Balance	
87	12/28/2010	P	0.00	203.08	0.00	75.84	0.00	356.40	0.00	203.34	0.00	124.16	0.00	440.00	87
88	12/31/2010	M	0.00	0.00	6.42	82.26	11.57	367.97	0.00	203.34	0.00	124.16	0.00	440.00	88
89	01/01/2011	O	400.00	0.00	0.00	82.26	0.00	367.97	0.00	203.34	0.00	124.16	0.00	440.00	89
90	01/11/2011	P	0.00	203.08	0.00	82.26	0.00	367.97	0.00	203.34	0.00	124.16	0.00	440.00	90
91	01/25/2011	P	0.00	203.08	0.00	82.26	0.00	367.97	0.00	203.34	0.00	124.16	0.00	440.00	91
92	01/31/2011	M	0.00	0.00	6.42	88.68	11.55	379.52	0.00	203.34	0.00	124.16	0.00	440.00	92
93	02/01/2011	O	400.00	0.00	0.00	88.68	0.00	379.52	0.00	203.34	0.00	124.16	0.00	440.00	93
94	02/08/2011	P	0.00	203.08	0.00	88.68	0.00	379.52	0.00	203.34	0.00	124.16	0.00	440.00	94
95	02/23/2011	P	0.00	203.08	0.00	88.68	0.00	379.52	0.00	203.34	0.00	124.16	0.00	440.00	95
96	02/28/2011	M	0.00	0.00	6.42	95.10	11.52	391.04	0.00	203.34	0.00	124.16	0.00	440.00	96
97	03/01/2011	O	400.00	0.00	0.00	95.10	0.00	391.04	0.00	203.34	0.00	124.16	0.00	440.00	97
98	03/08/2011	P	0.00	193.91	0.00	95.10	0.00	391.04	0.00	203.34	0.00	124.16	0.00	440.00	98
99	03/22/2011	P	0.00	203.08	0.00	95.10	0.00	391.04	0.00	203.34	0.00	124.16	0.00	440.00	99
100	03/31/2011	M	0.00	0.00	6.43	101.53	11.52	402.56	0.00	203.34	0.30	124.46	0.00	440.00	100
101	04/01/2011	O	400.00	0.00	0.00	101.53	0.00	402.56	0.00	203.34	0.00	124.46	0.00	440.00	101
102	04/05/2011	P	0.00	203.08	0.00	101.53	0.00	402.56	0.00	203.34	0.00	124.46	0.00	440.00	102
103	04/19/2011	P	0.00	195.74	0.00	101.53	0.00	402.56	0.00	203.34	0.00	124.46	0.00	440.00	103
104	04/30/2011	M	0.00	0.00	6.44	107.97	11.52	414.08	0.00	203.34	0.12	124.58	0.00	440.00	104
105	05/01/2011	O	400.00	0.00	0.00	107.97	0.00	414.08	0.00	203.34	0.00	124.58	0.00	440.00	105
106	05/03/2011	P	0.00	203.08	0.00	107.97	0.00	414.08	0.00	203.34	0.00	124.58	0.00	440.00	106
107	05/17/2011	P	0.00	178.56	0.00	107.97	0.00	414.08	0.00	203.34	0.00	124.58	0.00	440.00	107
108	05/31/2011	M	0.00	0.00	6.52	114.49	11.52	425.60	0.00	203.34	1.84	126.42	0.00	440.00	108
109	06/01/2011	O	400.00	0.00	0.00	114.49	0.00	425.60	0.00	203.34	0.00	126.42	0.00	440.00	109
110	06/01/2011	P	0.00	203.08	0.00	114.49	0.00	425.60	0.00	203.34	0.00	126.42	0.00	440.00	110
111	06/14/2011	P	0.00	203.08	0.00	114.49	0.00	425.60	0.00	203.34	0.00	126.42	0.00	440.00	111
112	06/28/2011	P	0.00	178.33	0.00	114.49	0.00	425.60	0.00	203.34	0.00	126.42	0.00	440.00	112
113	06/30/2011	M	0.00	0.00	6.52	121.01	10.71	436.31	0.00	203.34	0.00	126.42	0.00	440.00	113
114	07/01/2011	O	400.00	0.00	0.00	121.01	0.00	436.31	0.00	203.34	0.00	126.42	0.00	440.00	114
115	07/12/2011	P	0.00	131.09	0.00	121.01	0.00	436.31	0.00	203.34	0.00	126.42	0.00	440.00	115
116	07/26/2011	P	0.00	203.08	0.00	121.01	0.00	436.31	0.00	203.34	0.00	126.42	0.00	440.00	116
117	07/31/2011	M	0.00	0.00	6.81	127.82	10.71	447.02	0.00	203.34	6.58	133.00	0.00	440.00	117
118	08/01/2011	O	400.00	0.00	0.00	127.82	0.00	447.02	0.00	203.34	0.00	133.00	0.00	440.00	118
119	08/09/2011	P	0.00	203.08	0.00	127.82	0.00	447.02	0.00	203.34	0.00	133.00	0.00	440.00	119

	Event Date	Event Type	Current Amount Due	NCP Paid	Unadjudicated Interest (On UA)		Unadjudicated Interest (On AA)		Adjudicated Interest		Unadjudicated Penalty		Adjudicated Penalty		
					Adjust Amount	Running Balance	Adjust Amount	Running Balance	Adjust Amount	Running Balance	Adjust Amount	Running Balance	Adjust Amount	Running Balance	
120	08/23/2011	P	0.00	203.08	0.00	127.82	0.00	447.02	0.00	203.34	0.00	133.00	0.00	440.00	120
121	08/31/2011	M	0.00	0.00	6.81	134.63	10.68	457.70	0.00	203.34	0.00	133.00	0.00	440.00	121
122	09/01/2011	O	400.00	0.00	0.00	134.63	0.00	457.70	0.00	203.34	0.00	133.00	0.00	440.00	122
123	09/07/2011	P	0.00	203.08	0.00	134.63	0.00	457.70	0.00	203.34	0.00	133.00	0.00	440.00	123
124	09/20/2011	P	0.00	203.08	0.00	134.63	0.00	457.70	0.00	203.34	0.00	133.00	0.00	440.00	124
125	09/30/2011	M	0.00	0.00	6.81	141.44	10.66	468.36	0.00	203.34	0.00	133.00	0.00	440.00	125
126	10/01/2011	O	400.00	0.00	0.00	141.44	0.00	468.36	0.00	203.34	0.00	133.00	0.00	440.00	126
127	10/04/2011	P	0.00	203.08	0.00	141.44	0.00	468.36	0.00	203.34	0.00	133.00	0.00	440.00	127
128	10/18/2011	P	0.00	203.08	0.00	141.44	0.00	468.36	0.00	203.34	0.00	133.00	0.00	440.00	128
129	10/31/2011	M	0.00	0.00	6.81	148.25	10.63	478.99	0.00	203.34	0.00	133.00	0.00	440.00	129
130	11/01/2011	O	400.00	0.00	0.00	148.25	0.00	478.99	0.00	203.34	0.00	133.00	0.00	440.00	130
131	11/01/2011	P	0.00	203.08	0.00	148.25	0.00	478.99	0.00	203.34	0.00	133.00	0.00	440.00	131
132	11/16/2011	P	0.00	203.08	0.00	148.25	0.00	478.99	0.00	203.34	0.00	133.00	0.00	440.00	132
133	11/29/2011	P	0.00	203.08	0.00	148.25	0.00	478.99	0.00	203.34	0.00	133.00	0.00	440.00	133
134	11/30/2011	M	0.00	0.00	6.81	155.06	9.72	488.71	0.00	203.34	0.00	133.00	0.00	440.00	134
135	12/01/2011	O	400.00	0.00	0.00	155.06	0.00	488.71	0.00	203.34	0.00	133.00	0.00	440.00	135
136	12/13/2011	P	0.00	203.08	0.00	155.06	0.00	488.71	0.00	203.34	0.00	133.00	0.00	440.00	136
137	12/30/2011	P	0.00	166.70	0.00	155.06	0.00	488.71	0.00	203.34	0.00	133.00	0.00	440.00	137
138	12/31/2011	M	0.00	0.00	6.94	162.00	9.72	498.43	0.00	203.34	3.02	136.02	0.00	440.00	138
139	01/01/2012	O	400.00	0.00	0.00	162.00	0.00	498.43	0.00	203.34	0.00	136.02	0.00	440.00	139
140	01/10/2012	P	0.00	203.08	0.00	162.00	0.00	498.43	0.00	203.34	0.00	136.02	0.00	440.00	140
141	01/24/2012	P	0.00	203.08	0.00	162.00	0.00	498.43	0.00	203.34	0.00	136.02	0.00	440.00	141
142	01/31/2012	M	0.00	0.00	6.94	168.94	9.69	508.12	0.00	203.34	0.00	136.02	0.00	440.00	142
143	02/01/2012	O	400.00	0.00	0.00	168.94	0.00	508.12	0.00	203.34	0.00	136.02	0.00	440.00	143
144	02/07/2012	P	0.00	191.52	0.00	168.94	0.00	508.12	0.00	203.34	0.00	136.02	0.00	440.00	144
145	02/22/2012	P	0.00	175.77	0.00	168.94	0.00	508.12	0.00	203.34	0.00	136.02	0.00	440.00	145
146	02/29/2012	M	0.00	0.00	7.08	176.02	9.69	517.81	0.00	203.34	3.27	139.29	0.00	440.00	146
147	03/01/2012	O	400.00	0.00	0.00	176.02	0.00	517.81	0.00	203.34	0.00	139.29	0.00	440.00	147
148	03/06/2012	P	0.00	203.08	0.00	176.02	0.00	517.81	0.00	203.34	0.00	139.29	0.00	440.00	148
149	03/20/2012	P	0.00	167.64	0.00	176.02	0.00	517.81	0.00	203.34	0.00	139.29	0.00	440.00	149
150	03/31/2012	M	0.00	0.00	7.21	183.23	9.69	527.50	0.00	203.34	2.93	142.22	0.00	440.00	150
151	04/01/2012	O	400.00	0.00	0.00	183.23	0.00	527.50	0.00	203.34	0.00	142.22	0.00	440.00	151
152	04/03/2012	P	0.00	179.54	0.00	183.23	0.00	527.50	0.00	203.34	0.00	142.22	0.00	440.00	152

	Event Date	Event Type	Current Amount Due	NCP Paid	Unadjudicated Interest (On UA)		Unadjudicated Interest (On AA)		Adjudicated Interest		Unadjudicated Penalty		Adjudicated Penalty		
					Adjust Amount	Running Balance	Adjust Amount	Running Balance	Adjust Amount	Running Balance	Adjust Amount	Running Balance	Adjust Amount	Running Balance	
153	04/17/2012	P	0.00	178.11	0.00	183.23	0.00	527.50	0.00	203.34	0.00	142.22	0.00	440.00	153
154	04/30/2012	M	0.00	0.00	7.39	190.62	9.69	537.19	0.00	203.34	4.24	146.46	0.00	440.00	154
155	05/01/2012	O	400.00	0.00	0.00	190.62	0.00	537.19	0.00	203.34	0.00	146.46	0.00	440.00	155
156	05/01/2012	P	0.00	190.37	0.00	190.62	0.00	537.19	0.00	203.34	0.00	146.46	0.00	440.00	156
157	05/15/2012	P	0.00	197.47	0.00	190.62	0.00	537.19	0.00	203.34	0.00	146.46	0.00	440.00	157
158	05/30/2012	P	0.00	167.37	0.00	190.62	0.00	537.19	0.00	203.34	0.00	146.46	0.00	440.00	158
159	05/31/2012	M	0.00	0.00	7.39	198.01	9.01	546.20	0.00	203.34	0.00	146.46	0.00	440.00	159
160	06/01/2012	O	400.00	0.00	0.00	198.01	0.00	546.20	0.00	203.34	0.00	146.46	0.00	440.00	160
161	06/12/2012	P	0.00	203.08	0.00	198.01	0.00	546.20	0.00	203.34	0.00	146.46	0.00	440.00	161
162	06/26/2012	P	0.00	203.08	0.00	198.01	0.00	546.20	0.00	203.34	0.00	146.46	0.00	440.00	162
163	06/30/2012	M	0.00	0.00	7.39	205.40	8.98	555.18	0.00	203.34	0.00	146.46	0.00	440.00	163
164	07/01/2012	O	400.00	0.00	0.00	205.40	0.00	555.18	0.00	203.34	0.00	146.46	0.00	440.00	164
165	07/10/2012	P	0.00	203.08	0.00	205.40	0.00	555.18	0.00	203.34	0.00	146.46	0.00	440.00	165
166	07/24/2012	P	0.00	203.08	0.00	205.40	0.00	555.18	0.00	203.34	0.00	146.46	0.00	440.00	166
167	07/31/2012	M	0.00	0.00	7.39	212.79	8.96	564.14	0.00	203.34	0.00	146.46	0.00	440.00	167
168	08/01/2012	O	400.00	0.00	0.00	212.79	0.00	564.14	0.00	203.34	0.00	146.46	0.00	440.00	168
169	08/07/2012	P	0.00	203.08	0.00	212.79	0.00	564.14	0.00	203.34	0.00	146.46	0.00	440.00	169
170	08/21/2012	P	0.00	203.08	0.00	212.79	0.00	564.14	0.00	203.34	0.00	146.46	0.00	440.00	170
171	08/31/2012	M	0.00	0.00	7.39	220.18	8.93	573.07	0.00	203.34	0.00	146.46	0.00	440.00	171
172	09/01/2012	O	400.00	0.00	0.00	220.18	0.00	573.07	0.00	203.34	0.00	146.46	0.00	440.00	172
173	09/05/2012	P	0.00	177.20	0.00	220.18	0.00	573.07	0.00	203.34	0.00	146.46	0.00	440.00	173
174	09/18/2012	P	0.00	203.08	0.00	220.18	0.00	573.07	0.00	203.34	0.00	146.46	0.00	440.00	174
175	09/30/2012	M	0.00	0.00	7.48	227.66	8.93	582.00	0.00	203.34	1.97	148.43	0.00	440.00	175
176	10/01/2012	O	400.00	0.00	0.00	227.66	0.00	582.00	0.00	203.34	0.00	148.43	0.00	440.00	176
177	10/02/2012	P	0.00	188.02	0.00	227.66	0.00	582.00	0.00	203.34	0.00	148.43	0.00	440.00	177
178	10/16/2012	P	0.00	195.05	0.00	227.66	0.00	582.00	0.00	203.34	0.00	148.43	0.00	440.00	178
179	10/31/2012	P	0.00	192.56	0.00	227.66	0.00	582.00	0.00	203.34	0.00	148.43	0.00	440.00	179
180	10/31/2012	M	0.00	0.00	7.48	235.14	8.16	590.16	0.00	203.34	0.00	148.43	0.00	440.00	180
181	11/01/2012	O	400.00	0.00	0.00	235.14	0.00	590.16	0.00	203.34	0.00	148.43	0.00	440.00	181
182	11/15/2012	P	0.00	175.38	0.00	235.14	0.00	590.16	0.00	203.34	0.00	148.43	0.00	440.00	182
183	11/27/2012	P	0.00	203.08	0.00	235.14	0.00	590.16	0.00	203.34	0.00	148.43	0.00	440.00	183
184	11/30/2012	M	0.00	0.00	7.57	242.71	8.16	598.32	0.00	203.34	2.15	150.58	0.00	440.00	184
185	12/01/2012	O	400.00	0.00	0.00	242.71	0.00	598.32	0.00	203.34	0.00	150.58	0.00	440.00	185

	Event Date	Event Type	Current Amount Due	NCP Paid	Unadjudicated Interest (On UA)		Unadjudicated Interest (On AA)		Adjudicated Interest		Unadjudicated Penalty		Adjudicated Penalty		
					Adjust Amount	Running Balance	Adjust Amount	Running Balance	Adjust Amount	Running Balance	Adjust Amount	Running Balance	Adjust Amount	Running Balance	
186	12/11/2012	P	0.00	203.08	0.00	242.71	0.00	598.32	0.00	203.34	0.00	150.58	0.00	440.00	186
187	12/26/2012	P	0.00	172.34	0.00	242.71	0.00	598.32	0.00	203.34	0.00	150.58	0.00	440.00	187
188	12/31/2012	M	0.00	0.00	7.68	250.39	8.16	606.48	0.00	203.34	2.46	153.04	0.00	440.00	188
189	01/01/2013	O	400.00	0.00	0.00	250.39	0.00	606.48	0.00	203.34	0.00	153.04	0.00	440.00	189
190	01/08/2013	P	0.00	203.08	0.00	250.39	0.00	606.48	0.00	203.34	0.00	153.04	0.00	440.00	190
191	01/23/2013	P	0.00	203.08	0.00	250.39	0.00	606.48	0.00	203.34	0.00	153.04	0.00	440.00	191
192	01/31/2013	M	0.00	0.00	7.68	258.07	8.13	614.61	0.00	203.34	0.00	153.04	0.00	440.00	192
193	02/01/2013	O	400.00	0.00	0.00	258.07	0.00	614.61	0.00	203.34	0.00	153.04	0.00	440.00	193
194	02/05/2013	P	0.00	193.26	0.00	258.07	0.00	614.61	0.00	203.34	0.00	153.04	0.00	440.00	194
195	02/20/2013	P	0.00	196.68	0.00	258.07	0.00	614.61	0.00	203.34	0.00	153.04	0.00	440.00	195
196	02/28/2013	M	0.00	0.00	7.73	265.80	8.13	622.74	0.00	203.34	1.01	154.05	0.00	440.00	196
197	03/01/2013	O	400.00	0.00	0.00	265.80	0.00	622.74	0.00	203.34	0.00	154.05	0.00	440.00	197
198	03/05/2013	P	0.00	136.47	0.00	265.80	0.00	622.74	0.00	203.34	0.00	154.05	0.00	440.00	198
199	03/19/2013	P	0.00	66.09	0.00	265.80	0.00	622.74	0.00	203.34	0.00	154.05	0.00	440.00	199
200	03/31/2013	M	0.00	0.00	8.59	274.39	8.13	630.87	0.00	203.34	19.74	173.79	0.00	440.00	200
201	04/01/2013	O	400.00	0.00	0.00	274.39	0.00	630.87	0.00	203.34	0.00	173.79	0.00	440.00	201
202	04/02/2013	P	0.00	174.27	0.00	274.39	0.00	630.87	0.00	203.34	0.00	173.79	0.00	440.00	202
203	04/15/2013	P	0.00	189.32	0.00	274.39	0.00	630.87	0.00	203.34	0.00	173.79	0.00	440.00	203
204	04/29/2013	P	0.00	172.95	0.00	274.39	0.00	630.87	0.00	203.34	0.00	173.79	0.00	440.00	204
205	04/30/2013	M	0.00	0.00	8.59	282.98	7.54	638.41	0.00	203.34	0.00	173.79	0.00	440.00	205
206	05/01/2013	O	400.00	0.00	0.00	282.98	0.00	638.41	0.00	203.34	0.00	173.79	0.00	440.00	206
207	05/13/2013	P	0.00	161.05	0.00	282.98	0.00	638.41	0.00	203.34	0.00	173.79	0.00	440.00	207
208	05/20/2013	P	0.00	63.00	0.00	282.98	0.00	638.41	0.00	203.34	0.00	173.79	0.00	440.00	208
209	05/28/2013	P	0.00	143.19	0.00	282.98	0.00	638.41	0.00	203.34	0.00	173.79	0.00	440.00	209
210	05/31/2013	M	0.00	0.00	9.01	291.99	7.26	645.67	0.00	203.34	9.58	183.37	0.00	440.00	210
211	06/01/2013	O	400.00	0.00	0.00	291.99	0.00	645.67	0.00	203.34	0.00	183.37	0.00	440.00	211
212	06/10/2013	P	0.00	201.39	0.00	291.99	0.00	645.67	0.00	203.34	0.00	183.37	0.00	440.00	212
213	06/24/2013	P	0.00	172.95	0.00	291.99	0.00	645.67	0.00	203.34	0.00	183.37	0.00	440.00	213
214	06/30/2013	M	0.00	0.00	9.12	301.11	7.26	652.93	0.00	203.34	2.57	185.94	0.00	440.00	214
215	07/01/2013	O	400.00	0.00	0.00	301.11	0.00	652.93	0.00	203.34	0.00	185.94	0.00	440.00	215
216	07/09/2013	P	0.00	203.08	0.00	301.11	0.00	652.93	0.00	203.34	0.00	185.94	0.00	440.00	216
217	07/22/2013	P	0.00	203.08	0.00	301.11	0.00	652.93	0.00	203.34	0.00	185.94	0.00	440.00	217
218	07/31/2013	M	0.00	0.00	9.12	310.23	7.23	660.16	0.00	203.34	0.00	185.94	0.00	440.00	218

	Event Date	Event Type	Current Amount Due	NCP Paid	Unadjudicated Interest (On UA)		Unadjudicated Interest (On AA)		Adjudicated Interest		Unadjudicated Penalty		Adjudicated Penalty		
					Adjust Amount	Running Balance	Adjust Amount	Running Balance	Adjust Amount	Running Balance	Adjust Amount	Running Balance	Adjust Amount	Running Balance	
219	08/01/2013	O	400.00	0.00	0.00	310.23	0.00	660.16	0.00	203.34	0.00	185.94	0.00	440.00	219
220	08/05/2013	P	0.00	197.16	0.00	310.23	0.00	660.16	0.00	203.34	0.00	185.94	0.00	440.00	220
221	08/19/2013	P	0.00	203.08	0.00	310.23	0.00	660.16	0.00	203.34	0.00	185.94	0.00	440.00	221
222	08/31/2013	M	0.00	0.00	9.12	319.35	7.23	667.39	0.00	203.34	0.00	185.94	0.00	440.00	222
223	09/01/2013	O	400.00	0.00	0.00	319.35	0.00	667.39	0.00	203.34	0.00	185.94	0.00	440.00	223
224	09/03/2013	P	0.00	182.22	0.00	319.35	0.00	667.39	0.00	203.34	0.00	185.94	0.00	440.00	224
225	09/16/2013	P	0.00	203.08	0.00	319.35	0.00	667.39	0.00	203.34	0.00	185.94	0.00	440.00	225
226	09/30/2013	P	0.00	168.25	0.00	319.35	0.00	667.39	0.00	203.34	0.00	185.94	0.00	440.00	226
227	09/30/2013	M	0.00	0.00	9.12	328.47	6.56	673.95	0.00	203.34	0.00	185.94	0.00	440.00	227
228	10/01/2013	O	400.00	0.00	0.00	328.47	0.00	673.95	0.00	203.34	0.00	185.94	0.00	440.00	228
229	10/14/2013	P	0.00	155.87	0.00	328.47	0.00	673.95	0.00	203.34	0.00	185.94	0.00	440.00	229
230	10/28/2013	P	0.00	155.67	0.00	328.47	0.00	673.95	0.00	203.34	0.00	185.94	0.00	440.00	230
231	10/31/2013	M	0.00	0.00	9.51	337.98	6.56	680.51	0.00	203.34	8.85	194.79	0.00	440.00	231
232	11/01/2013	O	400.00	0.00	0.00	337.98	0.00	680.51	0.00	203.34	0.00	194.79	0.00	440.00	232
233	11/12/2013	P	0.00	203.08	0.00	337.98	0.00	680.51	0.00	203.34	0.00	194.79	0.00	440.00	233
234	11/25/2013	P	0.00	129.73	0.00	337.98	0.00	680.51	0.00	203.34	0.00	194.79	0.00	440.00	234
235	11/30/2013	M	0.00	0.00	9.80	347.78	6.56	687.07	0.00	203.34	6.72	201.51	0.00	440.00	235
236	12/01/2013	O	400.00	0.00	0.00	347.78	0.00	687.07	0.00	203.34	0.00	201.51	0.00	440.00	236
237	12/09/2013	P	0.00	186.34	0.00	347.78	0.00	687.07	0.00	203.34	0.00	201.51	0.00	440.00	237
238	12/23/2013	P	0.00	180.60	0.00	347.78	0.00	687.07	0.00	203.34	0.00	201.51	0.00	440.00	238
239	12/31/2013	M	0.00	0.00	9.95	357.73	6.56	693.63	0.00	203.34	3.31	204.82	0.00	440.00	239
240	01/01/2014	O	400.00	0.00	0.00	357.73	0.00	693.63	0.00	203.34	0.00	204.82	0.00	440.00	240
241	01/03/2014	P	0.00	203.08	0.00	357.73	0.00	693.63	0.00	203.34	0.00	204.82	0.00	440.00	241
242	01/21/2014	P	0.00	203.08	0.00	357.73	0.00	693.63	0.00	203.34	0.00	204.82	0.00	440.00	242
243	01/31/2014	M	0.00	0.00	9.95	367.68	6.53	700.16	0.00	203.34	0.00	204.82	0.00	440.00	243
244	02/01/2014	O	400.00	0.00	0.00	367.68	0.00	700.16	0.00	203.34	0.00	204.82	0.00	440.00	244
245	02/04/2014	P	0.00	149.52	0.00	367.68	0.00	700.16	0.00	203.34	0.00	204.82	0.00	440.00	245
246	02/18/2014	P	0.00	179.07	0.00	367.68	0.00	700.16	0.00	203.34	0.00	204.82	0.00	440.00	246
247	02/28/2014	M	0.00	0.00	10.26	377.94	6.53	706.69	0.00	203.34	7.14	211.96	0.00	440.00	247
248	03/01/2014	O	400.00	0.00	0.00	377.94	0.00	706.69	0.00	203.34	0.00	211.96	0.00	440.00	248
249	03/03/2014	P	0.00	203.08	0.00	377.94	0.00	706.69	0.00	203.34	0.00	211.96	0.00	440.00	249
250	03/17/2014	P	0.00	165.46	0.00	377.94	0.00	706.69	0.00	203.34	0.00	211.96	0.00	440.00	250
251	03/31/2014	P	0.00	196.40	0.00	377.94	0.00	706.69	0.00	203.34	0.00	211.96	0.00	440.00	251

	Event Date	Event Type	Current Amount Due	NCP Paid	Unadjudicated Interest (On UA)		Unadjudicated Interest (On AA)		Adjudicated Interest		Unadjudicated Penalty		Adjudicated Penalty		
					Adjust Amount	Running Balance	Adjust Amount	Running Balance	Adjust Amount	Running Balance	Adjust Amount	Running Balance	Adjust Amount	Running Balance	
252	03/31/2014	M	0.00	0.00	10.26	388.20	5.81	712.50	0.00	203.34	0.00	211.96	0.00	440.00	252
253	04/01/2014	O	400.00	0.00	0.00	388.20	0.00	712.50	0.00	203.34	0.00	211.96	0.00	440.00	253
254	04/14/2014	P	0.00	78.42	0.00	388.20	0.00	712.50	0.00	203.34	0.00	211.96	0.00	440.00	254
255	04/29/2014	P	0.00	193.16	0.00	388.20	0.00	712.50	0.00	203.34	0.00	211.96	0.00	440.00	255
256	04/30/2014	M	0.00	0.00	10.82	399.02	5.81	718.31	0.00	203.34	12.84	224.80	0.00	440.00	256
257	05/01/2014	O	400.00	0.00	0.00	399.02	0.00	718.31	0.00	203.34	0.00	224.80	0.00	440.00	257
258	05/12/2014	P	0.00	203.08	0.00	399.02	0.00	718.31	0.00	203.34	0.00	224.80	0.00	440.00	258
259	05/27/2014	P	0.00	182.20	0.00	399.02	0.00	718.31	0.00	203.34	0.00	224.80	0.00	440.00	259
260	05/31/2014	M	0.00	0.00	10.89	409.91	5.81	724.12	0.00	203.34	1.47	226.27	0.00	440.00	260
261	06/01/2014	O	400.00	0.00	0.00	409.91	0.00	724.12	0.00	203.34	0.00	226.27	0.00	440.00	261
262	06/09/2014	P	0.00	203.08	0.00	409.91	0.00	724.12	0.00	203.34	0.00	226.27	0.00	440.00	262
263	06/23/2014	P	0.00	171.60	0.00	409.91	0.00	724.12	0.00	203.34	0.00	226.27	0.00	440.00	263
264	06/30/2014	M	0.00	0.00	11.00	420.91	5.81	729.93	0.00	203.34	2.53	228.80	0.00	440.00	264
265	07/01/2014	O	400.00	0.00	0.00	420.91	0.00	729.93	0.00	203.34	0.00	228.80	0.00	440.00	265
266	07/08/2014	P	0.00	201.96	0.00	420.91	0.00	729.93	0.00	203.34	0.00	228.80	0.00	440.00	266
267	07/21/2014	P	0.00	203.08	0.00	420.91	0.00	729.93	0.00	203.34	0.00	228.80	0.00	440.00	267
268	07/31/2014	M	0.00	0.00	11.00	431.91	5.79	735.72	0.00	203.34	0.00	228.80	0.00	440.00	268
269	08/01/2014	O	400.00	0.00	0.00	431.91	0.00	735.72	0.00	203.34	0.00	228.80	0.00	440.00	269
270	08/04/2014	P	0.00	203.08	0.00	431.91	0.00	735.72	0.00	203.34	0.00	228.80	0.00	440.00	270
271	08/18/2014	P	0.00	190.15	0.00	431.91	0.00	735.72	0.00	203.34	0.00	228.80	0.00	440.00	271
272	08/31/2014	M	0.00	0.00	11.03	442.94	5.79	741.51	0.00	203.34	0.68	229.48	0.00	440.00	272
273	09/01/2014	O	400.00	0.00	0.00	442.94	0.00	741.51	0.00	203.34	0.00	229.48	0.00	440.00	273
274	09/02/2014	P	0.00	174.98	0.00	442.94	0.00	741.51	0.00	203.34	0.00	229.48	0.00	440.00	274
275	09/15/2014	P	0.00	197.53	0.00	442.94	0.00	741.51	0.00	203.34	0.00	229.48	0.00	440.00	275
276	09/29/2014	P	0.00	182.38	0.00	442.94	0.00	741.51	0.00	203.34	0.00	229.48	0.00	440.00	276
277	09/30/2014	M	0.00	0.00	11.03	453.97	5.11	746.62	0.00	203.34	0.00	229.48	0.00	440.00	277
278	10/01/2014	O	400.00	0.00	0.00	453.97	0.00	746.62	0.00	203.34	0.00	229.48	0.00	440.00	278
279	10/10/2014	P	0.00	154.28	0.00	453.97	0.00	746.62	0.00	203.34	0.00	229.48	0.00	440.00	279
280	10/27/2014	P	0.00	170.37	0.00	453.97	0.00	746.62	0.00	203.34	0.00	229.48	0.00	440.00	280
281	10/31/2014	M	0.00	0.00	11.36	465.33	5.11	751.73	0.00	203.34	7.54	237.02	0.00	440.00	281
282	11/01/2014	O	400.00	0.00	0.00	465.33	0.00	751.73	0.00	203.34	0.00	237.02	0.00	440.00	282
283	11/10/2014	P	0.00	199.51	0.00	465.33	0.00	751.73	0.00	203.34	0.00	237.02	0.00	440.00	283
284	11/24/2014	P	0.00	194.93	0.00	465.33	0.00	751.73	0.00	203.34	0.00	237.02	0.00	440.00	284

	Event Date	Event Type	Current Amount Due	NCP Paid	Unadjudicated Interest (On UA)		Unadjudicated Interest (On AA)		Adjudicated Interest		Unadjudicated Penalty		Adjudicated Penalty		
					Adjust Amount	Running Balance	Adjust Amount	Running Balance	Adjust Amount	Running Balance	Adjust Amount	Running Balance	Adjust Amount	Running Balance	
285	11/30/2014	M	0.00	0.00	11.38	476.71	5.11	756.84	0.00	203.34	0.56	237.58	0.00	440.00	285
286	12/01/2014	O	400.00	0.00	0.00	476.71	0.00	756.84	0.00	203.34	0.00	237.58	0.00	440.00	286
287	12/08/2014	P	0.00	201.25	0.00	476.71	0.00	756.84	0.00	203.34	0.00	237.58	0.00	440.00	287
288	12/22/2014	P	0.00	139.06	0.00	476.71	0.00	756.84	0.00	203.34	0.00	237.58	0.00	440.00	288
289	12/31/2014	M	0.00	0.00	11.64	488.35	5.11	761.95	0.00	203.34	5.97	243.55	0.00	440.00	289
290	01/01/2015	O	400.00	0.00	0.00	488.35	0.00	761.95	0.00	203.34	0.00	243.55	0.00	440.00	290
291	01/05/2015	P	0.00	194.93	0.00	488.35	0.00	761.95	0.00	203.34	0.00	243.55	0.00	440.00	291
292	01/23/2015	P	0.00	203.08	0.00	488.35	0.00	761.95	0.00	203.34	0.00	243.55	0.00	440.00	292
293	01/27/2015	P	0.00	190.72	0.00	488.35	0.00	761.95	0.00	203.34	0.00	243.55	0.00	440.00	293
294	01/31/2015	M	0.00	0.00	11.64	499.99	4.29	766.24	0.00	203.34	0.00	243.55	0.00	440.00	294
295	02/01/2015	O	400.00	0.00	0.00	499.99	0.00	766.24	0.00	203.34	0.00	243.55	0.00	440.00	295
296	02/28/2015	M	0.00	0.00	13.39	513.38	4.29	770.53	0.00	203.34	40.00	283.55	0.00	440.00	296
297	03/01/2015	O	400.00	0.00	0.00	513.38	0.00	770.53	0.00	203.34	0.00	283.55	0.00	440.00	297
298	03/02/2015	P	0.00	203.08	0.00	513.38	0.00	770.53	0.00	203.34	0.00	283.55	0.00	440.00	298
299	03/20/2015	P	0.00	203.08	0.00	513.38	0.00	770.53	0.00	203.34	0.00	283.55	0.00	440.00	299
300	03/31/2015	M	0.00	0.00	13.39	526.77	4.26	774.79	0.00	203.34	0.00	283.55	0.00	440.00	300
301	04/01/2015	O	400.00	0.00	0.00	526.77	0.00	774.79	0.00	203.34	0.00	283.55	0.00	440.00	301
302	04/01/2015	P	0.00	203.08	0.00	526.77	0.00	774.79	0.00	203.34	0.00	283.55	0.00	440.00	302
303	04/13/2015	P	0.00	203.08	0.00	526.77	0.00	774.79	0.00	203.34	0.00	283.55	0.00	440.00	303
304	04/27/2015	P	0.00	203.08	0.00	526.77	0.00	774.79	0.00	203.34	0.00	283.55	0.00	440.00	304
305	04/30/2015	M	0.00	0.00	13.39	540.16	3.34	778.13	0.00	203.34	0.00	283.55	0.00	440.00	305
306	05/01/2015	O	400.00	0.00	0.00	540.16	0.00	778.13	0.00	203.34	0.00	283.55	0.00	440.00	306
307	05/11/2015	P	0.00	203.08	0.00	540.16	0.00	778.13	0.00	203.34	0.00	283.55	0.00	440.00	307
308	05/26/2015	P	0.00	203.08	0.00	540.16	0.00	778.13	0.00	203.34	0.00	283.55	0.00	440.00	308
309	05/31/2015	M	0.00	0.00	13.39	553.55	3.32	781.45	0.00	203.34	0.00	283.55	0.00	440.00	309
310	06/01/2015	O	400.00	0.00	0.00	553.55	0.00	781.45	0.00	203.34	0.00	283.55	0.00	440.00	310
311	06/08/2015	P	0.00	153.15	0.00	553.55	0.00	781.45	0.00	203.34	0.00	283.55	0.00	440.00	311
312	06/22/2015	P	0.00	203.08	0.00	553.55	0.00	781.45	0.00	203.34	0.00	283.55	0.00	440.00	312
313	06/30/2015	M	0.00	0.00	13.58	567.13	3.32	784.77	0.00	203.34	4.38	287.93	0.00	440.00	313
314	07/01/2015	O	400.00	0.00	0.00	567.13	0.00	784.77	0.00	203.34	0.00	287.93	0.00	440.00	314
315	07/06/2015	P	0.00	203.08	0.00	567.13	0.00	784.77	0.00	203.34	0.00	287.93	0.00	440.00	315
316	07/20/2015	P	0.00	203.08	0.00	567.13	0.00	784.77	0.00	203.34	0.00	287.93	0.00	440.00	316
317	07/31/2015	M	0.00	0.00	13.58	580.71	3.29	788.06	0.00	203.34	0.00	287.93	0.00	440.00	317

	Event Date	Event Type	Current Amount Due	NCP Paid	Unadjudicated Interest (On UA)		Unadjudicated Interest (On AA)		Adjudicated Interest		Unadjudicated Penalty		Adjudicated Penalty		
					Adjust Amount	Running Balance	Adjust Amount	Running Balance	Adjust Amount	Running Balance	Adjust Amount	Running Balance	Adjust Amount	Running Balance	
318	08/01/2015	O	400.00	0.00	0.00	580.71	0.00	788.06	0.00	203.34	0.00	287.93	0.00	440.00	318
319	08/03/2015	P	0.00	203.08	0.00	580.71	0.00	788.06	0.00	203.34	0.00	287.93	0.00	440.00	319
320	08/17/2015	P	0.00	203.08	0.00	580.71	0.00	788.06	0.00	203.34	0.00	287.93	0.00	440.00	320
321	08/31/2015	P	0.00	203.08	0.00	580.71	0.00	788.06	0.00	203.34	0.00	287.93	0.00	440.00	321
322	08/31/2015	M	0.00	0.00	13.58	594.29	2.37	790.43	0.00	203.34	0.00	287.93	0.00	440.00	322
323	09/01/2015	O	400.00	0.00	0.00	594.29	0.00	790.43	0.00	203.34	0.00	287.93	0.00	440.00	323
324	09/14/2015	P	0.00	203.08	0.00	594.29	0.00	790.43	0.00	203.34	0.00	287.93	0.00	440.00	324
325	09/28/2015	P	0.00	203.08	0.00	594.29	0.00	790.43	0.00	203.34	0.00	287.93	0.00	440.00	325
326	09/30/2015	M	0.00	0.00	13.58	607.87	2.35	792.78	0.00	203.34	0.00	287.93	0.00	440.00	326
327	10/01/2015	O	400.00	0.00	0.00	607.87	0.00	792.78	0.00	203.34	0.00	287.93	0.00	440.00	327
328	10/12/2015	P	0.00	203.08	0.00	607.87	0.00	792.78	0.00	203.34	0.00	287.93	0.00	440.00	328
329	10/26/2015	P	0.00	203.08	0.00	607.87	0.00	792.78	0.00	203.34	0.00	287.93	0.00	440.00	329
330	10/31/2015	M	0.00	0.00	13.58	621.45	2.32	795.10	0.00	203.34	0.00	287.93	0.00	440.00	330
331	11/01/2015	O	400.00	0.00	0.00	621.45	0.00	795.10	0.00	203.34	0.00	287.93	0.00	440.00	331
332	11/12/2015	P	0.00	203.08	0.00	621.45	0.00	795.10	0.00	203.34	0.00	287.93	0.00	440.00	332
333	11/20/2015	P	0.00	203.08	0.00	621.45	0.00	795.10	0.00	203.34	0.00	287.93	0.00	440.00	333
334	11/30/2015	M	0.00	0.00	13.58	635.03	2.29	797.39	0.00	203.34	0.00	287.93	0.00	440.00	334
335	12/01/2015	O	400.00	0.00	0.00	635.03	0.00	797.39	0.00	203.34	0.00	287.93	0.00	440.00	335
336	12/04/2015	P	0.00	203.08	0.00	635.03	0.00	797.39	0.00	203.34	0.00	287.93	0.00	440.00	336
337	12/21/2015	P	0.00	203.08	0.00	635.03	0.00	797.39	0.00	203.34	0.00	287.93	0.00	440.00	337
338	12/31/2015	M	0.00	0.00	13.58	648.61	2.27	799.66	0.00	203.34	0.00	287.93	0.00	440.00	338
339	01/01/2016	O	400.00	0.00	0.00	648.61	0.00	799.66	0.00	203.34	0.00	287.93	0.00	440.00	339
340	01/04/2016	P	0.00	203.08	0.00	648.61	0.00	799.66	0.00	203.34	0.00	287.93	0.00	440.00	340
341	01/19/2016	P	0.00	203.08	0.00	648.61	0.00	799.66	0.00	203.34	0.00	287.93	0.00	440.00	341
342	01/29/2016	P	0.00	203.08	0.00	648.61	0.00	799.66	0.00	203.34	0.00	287.93	0.00	440.00	342
343	01/31/2016	M	0.00	0.00	14.23	662.84	1.42	801.08	0.00	203.34	0.00	287.93	0.00	440.00	343
344	02/01/2016	O	400.00	0.00	0.00	662.84	0.00	801.08	0.00	203.34	0.00	287.93	0.00	440.00	344
345	02/12/2016	P	0.00	203.08	0.00	662.84	0.00	801.08	0.00	203.34	0.00	287.93	0.00	440.00	345
346	02/29/2016	P	0.00	203.08	0.00	662.84	0.00	801.08	0.00	203.34	0.00	287.93	0.00	440.00	346
347	02/29/2016	M	0.00	0.00	14.23	677.07	1.39	802.47	0.00	203.34	0.00	287.93	0.00	440.00	347
348	03/01/2016	O	400.00	0.00	0.00	677.07	0.00	802.47	0.00	203.34	0.00	287.93	0.00	440.00	348
349	03/14/2016	P	0.00	203.08	0.00	677.07	0.00	802.47	0.00	203.34	0.00	287.93	0.00	440.00	349
350	03/25/2016	P	0.00	203.08	0.00	677.07	0.00	802.47	0.00	203.34	0.00	287.93	0.00	440.00	350

	Event Date	Event Type	Current Amount Due	NCP Paid	Unadjudicated Interest (On UA)		Unadjudicated Interest (On AA)		Adjudicated Interest		Unadjudicated Penalty		Adjudicated Penalty		
					Adjust Amount	Running Balance	Adjust Amount	Running Balance	Adjust Amount	Running Balance	Adjust Amount	Running Balance	Adjust Amount	Running Balance	
351	03/31/2016	M	0.00	0.00	14.23	691.30	1.36	803.83	0.00	203.34	0.00	287.93	0.00	440.00	351
352	04/01/2016	O	400.00	0.00	0.00	691.30	0.00	803.83	0.00	203.34	0.00	287.93	0.00	440.00	352
353	04/08/2016	P	0.00	203.08	0.00	691.30	0.00	803.83	0.00	203.34	0.00	287.93	0.00	440.00	353
354	04/22/2016	P	0.00	203.08	0.00	691.30	0.00	803.83	0.00	203.34	0.00	287.93	0.00	440.00	354
355	04/30/2016	M	0.00	0.00	14.23	705.53	1.33	805.16	0.00	203.34	0.00	287.93	0.00	440.00	355
356	05/01/2016	O	400.00	0.00	0.00	705.53	0.00	805.16	0.00	203.34	0.00	287.93	0.00	440.00	356
357	05/06/2016	P	0.00	203.08	0.00	705.53	0.00	805.16	0.00	203.34	0.00	287.93	0.00	440.00	357
358	05/20/2016	P	0.00	203.08	0.00	705.53	0.00	805.16	0.00	203.34	0.00	287.93	0.00	440.00	358
359	05/31/2016	M	0.00	0.00	14.23	719.76	1.30	806.46	0.00	203.34	0.00	287.93	0.00	440.00	359
360	06/01/2016	O	400.00	0.00	0.00	719.76	0.00	806.46	0.00	203.34	0.00	287.93	0.00	440.00	360
361	06/03/2016	P	0.00	149.24	0.00	719.76	0.00	806.46	0.00	203.34	0.00	287.93	0.00	440.00	361
362	06/17/2016	P	0.00	203.08	0.00	719.76	0.00	806.46	0.00	203.34	0.00	287.93	0.00	440.00	362
363	06/30/2016	M	0.00	0.00	14.45	734.21	1.30	807.76	0.00	203.34	4.77	292.70	0.00	440.00	363
364	07/01/2016	O	400.00	0.00	0.00	734.21	0.00	807.76	0.00	203.34	0.00	292.70	0.00	440.00	364
365	07/05/2016	P	0.00	203.08	0.00	734.21	0.00	807.76	0.00	203.34	0.00	292.70	0.00	440.00	365
366	07/18/2016	P	0.00	203.08	0.00	734.21	0.00	807.76	0.00	203.34	0.00	292.70	0.00	440.00	366
367	07/29/2016	P	0.00	203.08	0.00	734.21	0.00	807.76	0.00	203.34	0.00	292.70	0.00	440.00	367
368	07/31/2016	M	0.00	0.00	14.45	748.66	0.34	808.10	0.00	203.34	0.00	292.70	0.00	440.00	368
369	08/01/2016	O	400.00	0.00	0.00	748.66	0.00	808.10	0.00	203.34	0.00	292.70	0.00	440.00	369
370	08/15/2016	P	0.00	203.08	0.00	748.66	0.00	808.10	0.00	203.34	0.00	292.70	0.00	440.00	370
371	08/29/2016	P	0.00	203.08	0.00	748.66	0.00	808.10	0.00	203.34	0.00	292.70	0.00	440.00	371
372	08/31/2016	M	0.00	0.00	14.45	763.11	0.32	808.42	0.00	203.34	0.00	292.70	0.00	440.00	372
373	09/01/2016	O	400.00	0.00	0.00	763.11	0.00	808.42	0.00	203.34	0.00	292.70	0.00	440.00	373
374	09/09/2016	P	0.00	203.08	0.00	763.11	0.00	808.42	0.00	203.34	0.00	292.70	0.00	440.00	374
375	09/23/2016	P	0.00	203.08	0.00	763.11	0.00	808.42	0.00	203.34	0.00	292.70	0.00	440.00	375
376	09/30/2016	M	0.00	0.00	14.45	777.56	0.29	808.71	0.00	203.34	0.00	292.70	0.00	440.00	376
377	10/01/2016	O	400.00	0.00	0.00	777.56	0.00	808.71	0.00	203.34	0.00	292.70	0.00	440.00	377
378	10/11/2016	P	0.00	203.08	0.00	777.56	0.00	808.71	0.00	203.34	0.00	292.70	0.00	440.00	378
379	10/21/2016	P	0.00	203.08	0.00	777.56	0.00	808.71	0.00	203.34	0.00	292.70	0.00	440.00	379
380	10/31/2016	M	0.00	0.00	14.45	792.01	0.26	808.97	0.00	203.34	0.00	292.70	0.00	440.00	380
381	11/01/2016	O	400.00	0.00	0.00	792.01	0.00	808.97	0.00	203.34	0.00	292.70	0.00	440.00	381
382	11/04/2016	P	0.00	203.08	0.00	792.01	0.00	808.97	0.00	203.34	0.00	292.70	0.00	440.00	382
383	11/18/2016	P	0.00	203.08	0.00	792.01	0.00	808.97	0.00	203.34	0.00	292.70	0.00	440.00	383

	Event Date	Event Type	Current Amount Due	NCP Paid	Unadjudicated Interest (On UA)		Unadjudicated Interest (On AA)		Adjudicated Interest		Unadjudicated Penalty		Adjudicated Penalty		
					Adjust Amount	Running Balance	Adjust Amount	Running Balance	Adjust Amount	Running Balance	Adjust Amount	Running Balance	Adjust Amount	Running Balance	
384	11/30/2016	M	0.00	0.00	14.45	806.46	0.23	809.20	0.00	203.34	0.00	292.70	0.00	440.00	384
385	12/01/2016	O	400.00	0.00	0.00	806.46	0.00	809.20	0.00	203.34	0.00	292.70	0.00	440.00	385
386	12/05/2016	P	0.00	203.08	0.00	806.46	0.00	809.20	0.00	203.34	0.00	292.70	0.00	440.00	386
387	12/21/2016	P	0.00	203.08	0.00	806.46	0.00	809.20	0.00	203.34	0.00	292.70	0.00	440.00	387
388	12/31/2016	M	0.00	0.00	14.45	820.91	0.20	809.40	0.00	203.34	0.00	292.70	0.00	440.00	388
389	01/01/2017	O	400.00	0.00	0.00	820.91	0.00	809.40	0.00	203.34	0.00	292.70	0.00	440.00	389
390	01/03/2017	P	0.00	203.08	0.00	820.91	0.00	809.40	0.00	203.34	0.00	292.70	0.00	440.00	390
391	01/17/2017	P	0.00	203.08	0.00	820.91	0.00	809.40	0.00	203.34	0.00	292.70	0.00	440.00	391
392	01/30/2017	P	0.00	203.08	0.00	820.91	0.00	809.40	0.00	203.34	0.00	292.70	0.00	440.00	392
393	01/31/2017	M	0.00	0.00	14.31	835.22	0.00	809.40	0.00	203.34	0.00	292.70	0.00	440.00	393
394	02/01/2017	O	400.00	0.00	0.00	835.22	0.00	809.40	0.00	203.34	0.00	292.70	0.00	440.00	394
395	02/10/2017	P	0.00	203.08	0.00	835.22	0.00	809.40	0.00	203.34	0.00	292.70	0.00	440.00	395
396	02/27/2017	P	0.00	203.08	0.00	835.22	0.00	809.40	0.00	203.34	0.00	292.70	0.00	440.00	396
397	02/28/2017	M	0.00	0.00	14.28	849.50	0.00	809.40	0.00	203.34	0.00	292.70	0.00	440.00	397
398	03/01/2017	O	400.00	0.00	0.00	849.50	0.00	809.40	0.00	203.34	0.00	292.70	0.00	440.00	398
399	03/13/2017	P	0.00	203.08	0.00	849.50	0.00	809.40	0.00	203.34	0.00	292.70	0.00	440.00	399
400	03/27/2017	P	0.00	203.08	0.00	849.50	0.00	809.40	0.00	203.34	0.00	292.70	0.00	440.00	400
401	03/31/2017	M	0.00	0.00	14.25	863.75	0.00	809.40	0.00	203.34	0.00	292.70	0.00	440.00	401
402	04/01/2017	O	400.00	0.00	0.00	863.75	0.00	809.40	0.00	203.34	0.00	292.70	0.00	440.00	402
403	04/10/2017	P	0.00	203.08	0.00	863.75	0.00	809.40	0.00	203.34	0.00	292.70	0.00	440.00	403
404	04/26/2017	P	0.00	203.08	0.00	863.75	0.00	809.40	0.00	203.34	0.00	292.70	0.00	440.00	404
405	04/30/2017	M	0.00	0.00	14.23	877.98	0.00	809.40	0.00	203.34	0.00	292.70	0.00	440.00	405
406	05/01/2017	O	400.00	0.00	0.00	877.98	0.00	809.40	0.00	203.34	0.00	292.70	0.00	440.00	406
407	05/05/2017	P	0.00	203.08	0.00	877.98	0.00	809.40	0.00	203.34	0.00	292.70	0.00	440.00	407
408	05/22/2017	P	0.00	203.08	0.00	877.98	0.00	809.40	0.00	203.34	0.00	292.70	0.00	440.00	408
409	05/31/2017	M	0.00	0.00	14.20	892.18	0.00	809.40	0.00	203.34	0.00	292.70	0.00	440.00	409
410	06/01/2017	O	400.00	0.00	0.00	892.18	0.00	809.40	0.00	203.34	0.00	292.70	0.00	440.00	410
411	06/02/2017	P	0.00	203.08	0.00	892.18	0.00	809.40	0.00	203.34	0.00	292.70	0.00	440.00	411
412	06/16/2017	P	0.00	203.08	0.00	892.18	0.00	809.40	0.00	203.34	0.00	292.70	0.00	440.00	412
413	06/30/2017	P	0.00	203.08	0.00	892.18	0.00	809.40	0.00	203.34	0.00	292.70	0.00	440.00	413
414	06/30/2017	M	0.00	0.00	13.19	905.37	0.00	809.40	0.00	203.34	0.00	292.70	0.00	440.00	414
415	07/01/2017	O	400.00	0.00	0.00	905.37	0.00	809.40	0.00	203.34	0.00	292.70	0.00	440.00	415
416	07/14/2017	P	0.00	203.08	0.00	905.37	0.00	809.40	0.00	203.34	0.00	292.70	0.00	440.00	416

	Event Date	Event Type	Current Amount Due	NCP Paid	Unadjudicated Interest (On UA)		Unadjudicated Interest (On AA)		Adjudicated Interest		Unadjudicated Penalty		Adjudicated Penalty		
					Adjust Amount	Running Balance	Adjust Amount	Running Balance	Adjust Amount	Running Balance	Adjust Amount	Running Balance	Adjust Amount	Running Balance	
417	07/28/2017	P	0.00	203.08	0.00	905.37	0.00	809.40	0.00	203.34	0.00	292.70	0.00	440.00	417
418	07/31/2017	M	0.00	0.00	14.31	919.68	0.00	809.40	0.00	203.34	0.00	292.70	0.00	440.00	418
419	08/01/2017	O	400.00	0.00	0.00	919.68	0.00	809.40	0.00	203.34	0.00	292.70	0.00	440.00	419
420	08/11/2017	P	0.00	203.08	0.00	919.68	0.00	809.40	0.00	203.34	0.00	292.70	0.00	440.00	420
421	08/25/2017	P	0.00	203.08	0.00	919.68	0.00	809.40	0.00	203.34	0.00	292.70	0.00	440.00	421
422	08/31/2017	M	0.00	0.00	14.28	933.96	0.00	809.40	0.00	203.34	0.00	292.70	0.00	440.00	422
423	09/01/2017	O	400.00	0.00	0.00	933.96	0.00	809.40	0.00	203.34	0.00	292.70	0.00	440.00	423
424	09/08/2017	P	0.00	150.22	0.00	933.96	0.00	809.40	0.00	203.34	0.00	292.70	0.00	440.00	424
425	09/22/2017	P	0.00	203.08	0.00	933.96	0.00	809.40	0.00	203.34	0.00	292.70	0.00	440.00	425
426	09/30/2017	M	0.00	0.00	14.52	948.48	0.00	809.40	0.00	203.34	4.67	297.37	0.00	440.00	426
427	10/01/2017	O	400.00	0.00	0.00	948.48	0.00	809.40	0.00	203.34	0.00	297.37	0.00	440.00	427
428	10/10/2017	P	0.00	87.93	0.00	948.48	0.00	809.40	0.00	203.34	0.00	297.37	0.00	440.00	428
429	10/20/2017	P	0.00	203.08	0.00	948.48	0.00	809.40	0.00	203.34	0.00	297.37	0.00	440.00	429
430	10/31/2017	M	0.00	0.00	15.09	963.57	0.00	809.40	0.00	203.34	10.90	308.27	0.00	440.00	430
431	11/01/2017	O	400.00	0.00	0.00	963.57	0.00	809.40	0.00	203.34	0.00	308.27	0.00	440.00	431
432	11/02/2017	P	0.00	203.08	0.00	963.57	0.00	809.40	0.00	203.34	0.00	308.27	0.00	440.00	432
433	11/20/2017	P	0.00	203.08	0.00	963.57	0.00	809.40	0.00	203.34	0.00	308.27	0.00	440.00	433
434	11/30/2017	M	0.00	0.00	15.05	978.62	0.00	809.40	0.00	203.34	0.00	308.27	0.00	440.00	434
435	12/01/2017	O	400.00	0.00	0.00	978.62	0.00	809.40	0.00	203.34	0.00	308.27	0.00	440.00	435
436	12/04/2017	P	0.00	203.08	0.00	978.62	0.00	809.40	0.00	203.34	0.00	308.27	0.00	440.00	436
437	12/18/2017	P	0.00	203.08	0.00	978.62	0.00	809.40	0.00	203.34	0.00	308.27	0.00	440.00	437
438	12/31/2017	M	0.00	0.00	15.02	993.64	0.00	809.40	0.00	203.34	0.00	308.27	0.00	440.00	438
439	01/01/2018	O	400.00	0.00	0.00	993.64	0.00	809.40	0.00	203.34	0.00	308.27	0.00	440.00	439
440	01/02/2018	P	0.00	203.08	0.00	993.64	0.00	809.40	0.00	203.34	0.00	308.27	0.00	440.00	440
441	01/16/2018	P	0.00	203.08	0.00	993.64	0.00	809.40	0.00	203.34	0.00	308.27	0.00	440.00	441
442	01/29/2018	P	0.00	203.08	0.00	993.64	0.00	809.40	0.00	203.34	0.00	308.27	0.00	440.00	442
443	01/31/2018	M	0.00	0.00	14.49	1008.13	0.00	809.40	0.00	203.34	0.00	308.27	0.00	440.00	443
444	02/01/2018	O	400.00	0.00	0.00	1008.13	0.00	809.40	0.00	203.34	0.00	308.27	0.00	440.00	444
445	02/12/2018	P	0.00	203.08	0.00	1008.13	0.00	809.40	0.00	203.34	0.00	308.27	0.00	440.00	445
446	02/23/2018	P	0.00	203.08	0.00	1008.13	0.00	809.40	0.00	203.34	0.00	308.27	0.00	440.00	446
447	02/28/2018	M	0.00	0.00	14.46	1022.59	0.00	809.40	0.00	203.34	0.00	308.27	0.00	440.00	447
448	03/01/2018	O	400.00	0.00	0.00	1022.59	0.00	809.40	0.00	203.34	0.00	308.27	0.00	440.00	448
449	03/08/2018	P	0.00	203.08	0.00	1022.59	0.00	809.40	0.00	203.34	0.00	308.27	0.00	440.00	449

	Event Date	Event Type	Current Amount Due	NCP Paid	Unadjudicated Interest (On UA)		Unadjudicated Interest (On AA)		Adjudicated Interest		Unadjudicated Penalty		Adjudicated Penalty		
					Adjust Amount	Running Balance	Adjust Amount	Running Balance	Adjust Amount	Running Balance	Adjust Amount	Running Balance	Adjust Amount	Running Balance	
450	03/26/2018	P	0.00	203.08	0.00	1022.59	0.00	809.40	0.00	203.34	0.00	308.27	0.00	440.00	450
451	03/31/2018	M	0.00	0.00	14.42	1037.01	0.00	809.40	0.00	203.34	0.00	308.27	0.00	440.00	451
452	04/01/2018	O	400.00	0.00	0.00	1037.01	0.00	809.40	0.00	203.34	0.00	308.27	0.00	440.00	452
453	04/09/2018	P	0.00	203.08	0.00	1037.01	0.00	809.40	0.00	203.34	0.00	308.27	0.00	440.00	453
454	04/20/2018	P	0.00	203.08	0.00	1037.01	0.00	809.40	0.00	203.34	0.00	308.27	0.00	440.00	454
455	04/30/2018	M	0.00	0.00	14.39	1051.40	0.00	809.40	0.00	203.34	0.00	308.27	0.00	440.00	455
456	05/01/2018	O	400.00	0.00	0.00	1051.40	0.00	809.40	0.00	203.34	0.00	308.27	0.00	440.00	456
457	05/07/2018	P	0.00	203.08	0.00	1051.40	0.00	809.40	0.00	203.34	0.00	308.27	0.00	440.00	457
458	05/17/2018	P	0.00	203.08	0.00	1051.40	0.00	809.40	0.00	203.34	0.00	308.27	0.00	440.00	458
459	05/31/2018	M	0.00	0.00	14.36	1065.76	0.00	809.40	0.00	203.34	0.00	308.27	0.00	440.00	459
460	06/01/2018	O	400.00	0.00	0.00	1065.76	0.00	809.40	0.00	203.34	0.00	308.27	0.00	440.00	460
461	06/01/2018	P	0.00	203.08	0.00	1065.76	0.00	809.40	0.00	203.34	0.00	308.27	0.00	440.00	461
462	06/14/2018	P	0.00	203.08	0.00	1065.76	0.00	809.40	0.00	203.34	0.00	308.27	0.00	440.00	462
463	06/30/2018	M	0.00	0.00	14.32	1080.08	0.00	809.40	0.00	203.34	0.00	308.27	0.00	440.00	463
464	07/01/2018	O	400.00	0.00	0.00	1080.08	0.00	809.40	0.00	203.34	0.00	308.27	0.00	440.00	464
465	07/02/2018	P	0.00	203.08	0.00	1080.08	0.00	809.40	0.00	203.34	0.00	308.27	0.00	440.00	465
466	07/30/2018	P	0.00	158.58	0.00	1080.08	0.00	809.40	0.00	203.34	0.00	308.27	0.00	440.00	466
467	07/31/2018	M	0.00	0.00	15.65	1095.73	0.00	809.40	0.00	203.34	3.83	312.10	0.00	440.00	467
468	08/01/2018	O	400.00	0.00	0.00	1095.73	0.00	809.40	0.00	203.34	0.00	312.10	0.00	440.00	468
469	08/13/2018	P	0.00	203.08	0.00	1095.73	0.00	809.40	0.00	203.34	0.00	312.10	0.00	440.00	469
470	08/27/2018	P	0.00	203.08	0.00	1095.73	0.00	809.40	0.00	203.34	0.00	312.10	0.00	440.00	470
471	08/31/2018	M	0.00	0.00	15.61	1111.34	0.00	809.40	0.00	203.34	0.00	312.10	0.00	440.00	471
472	09/01/2018	O	400.00	0.00	0.00	1111.34	0.00	809.40	0.00	203.34	0.00	312.10	0.00	440.00	472
473	09/10/2018	P	0.00	203.08	0.00	1111.34	0.00	809.40	0.00	203.34	0.00	312.10	0.00	440.00	473
474	09/24/2018	P	0.00	203.08	0.00	1111.34	0.00	809.40	0.00	203.34	0.00	312.10	0.00	440.00	474
475	09/30/2018	M	0.00	0.00	15.58	1126.92	0.00	809.40	0.00	203.34	0.00	312.10	0.00	440.00	475
476	10/01/2018	O	400.00	0.00	0.00	1126.92	0.00	809.40	0.00	203.34	0.00	312.10	0.00	440.00	476
477	10/08/2018	P	0.00	203.08	0.00	1126.92	0.00	809.40	0.00	203.34	0.00	312.10	0.00	440.00	477
478	10/22/2018	P	0.00	203.08	0.00	1126.92	0.00	809.40	0.00	203.34	0.00	312.10	0.00	440.00	478
479	10/31/2018	M	0.00	0.00	15.54	1142.46	0.00	809.40	0.00	203.34	0.00	312.10	0.00	440.00	479
480	11/01/2018	O	400.00	0.00	0.00	1142.46	0.00	809.40	0.00	203.34	0.00	312.10	0.00	440.00	480
481	11/05/2018	P	0.00	203.08	0.00	1142.46	0.00	809.40	0.00	203.34	0.00	312.10	0.00	440.00	481
482	11/19/2018	P	0.00	203.08	0.00	1142.46	0.00	809.40	0.00	203.34	0.00	312.10	0.00	440.00	482

	Event Date	Event Type	Current Amount Due	NCP Paid	Unadjudicated Interest (On UA)		Unadjudicated Interest (On AA)		Adjudicated Interest		Unadjudicated Penalty		Adjudicated Penalty		
					Adjust Amount	Running Balance	Adjust Amount	Running Balance	Adjust Amount	Running Balance	Adjust Amount	Running Balance	Adjust Amount	Running Balance	
483	11/30/2018	M	0.00	0.00	15.51	1157.97	0.00	809.40	0.00	203.34	0.00	312.10	0.00	440.00	483
484	12/01/2018	O	400.00	0.00	0.00	1157.97	0.00	809.40	0.00	203.34	0.00	312.10	0.00	440.00	484
485	12/03/2018	P	0.00	203.08	0.00	1157.97	0.00	809.40	0.00	203.34	0.00	312.10	0.00	440.00	485
486	12/17/2018	P	0.00	203.08	0.00	1157.97	0.00	809.40	0.00	203.34	0.00	312.10	0.00	440.00	486
487	12/31/2018	P	0.00	166.33	0.00	1157.97	0.00	809.40	0.00	203.34	0.00	312.10	0.00	440.00	487
488	12/31/2018	M	0.00	0.00	14.50	1172.47	0.00	809.40	0.00	203.34	0.00	312.10	0.00	440.00	488
489	01/01/2019	O	400.00	0.00	0.00	1172.47	0.00	809.40	0.00	203.34	0.00	312.10	0.00	440.00	489
490	01/31/2019	M	0.00	0.00	18.03	1190.50	0.00	809.40	0.00	203.34	40.00	352.10	0.00	440.00	490
491	02/01/2019	O	400.00	0.00	0.00	1190.50	0.00	809.40	0.00	203.34	0.00	352.10	0.00	440.00	491
492	02/28/2019	M	0.00	0.00	20.53	1211.03	0.00	809.40	0.00	203.34	40.00	392.10	0.00	440.00	492
493	03/01/2019	O	400.00	0.00	0.00	1211.03	0.00	809.40	0.00	203.34	0.00	392.10	0.00	440.00	493
494	03/31/2019	M	0.00	0.00	23.03	1234.06	0.00	809.40	0.00	203.34	40.00	432.10	0.00	440.00	494
495	04/01/2019	O	400.00	0.00	0.00	1234.06	0.00	809.40	0.00	203.34	0.00	432.10	0.00	440.00	495
496	04/22/2019	P	0.00	203.08	0.00	1234.06	0.00	809.40	0.00	203.34	0.00	432.10	0.00	440.00	496
497	04/30/2019	M	0.00	0.00	24.27	1258.33	0.00	809.40	0.00	203.34	19.69	451.79	0.00	440.00	497
498	05/01/2019	O	400.00	0.00	0.00	1258.33	0.00	809.40	0.00	203.34	0.00	451.79	0.00	440.00	498
499	05/31/2019	M	0.00	0.00	26.77	1285.10	0.00	809.40	0.00	203.34	40.00	491.79	0.00	440.00	499
500	06/01/2019	O	400.00	0.00	0.00	1285.10	0.00	809.40	0.00	203.34	0.00	491.79	0.00	440.00	500
501	06/11/2019	P	0.00	203.08	0.00	1285.10	0.00	809.40	0.00	203.34	0.00	491.79	0.00	440.00	501
502	06/25/2019	P	0.00	203.08	0.00	1285.10	0.00	809.40	0.00	203.34	0.00	491.79	0.00	440.00	502
503	06/30/2019	M	0.00	0.00	26.73	1311.83	0.00	809.40	0.00	203.34	0.00	491.79	0.00	440.00	503
504	07/01/2019	O	400.00	0.00	0.00	1311.83	0.00	809.40	0.00	203.34	0.00	491.79	0.00	440.00	504
505	07/09/2019	P	0.00	203.08	0.00	1311.83	0.00	809.40	0.00	203.34	0.00	491.79	0.00	440.00	505
506	07/23/2019	P	0.00	203.08	0.00	1311.83	0.00	809.40	0.00	203.34	0.00	491.79	0.00	440.00	506
507	07/31/2019	M	0.00	0.00	26.69	1338.52	0.00	809.40	0.00	203.34	0.00	491.79	0.00	440.00	507
508	08/01/2019	O	400.00	0.00	0.00	1338.52	0.00	809.40	0.00	203.34	0.00	491.79	0.00	440.00	508
509	08/06/2019	P	0.00	203.08	0.00	1338.52	0.00	809.40	0.00	203.34	0.00	491.79	0.00	440.00	509
510	08/20/2019	P	0.00	203.08	0.00	1338.52	0.00	809.40	0.00	203.34	0.00	491.79	0.00	440.00	510
511	08/31/2019	M	0.00	0.00	26.65	1365.17	0.00	809.40	0.00	203.34	0.00	491.79	0.00	440.00	511
512	09/01/2019	O	400.00	0.00	0.00	1365.17	0.00	809.40	0.00	203.34	0.00	491.79	0.00	440.00	512
513	09/04/2019	P	0.00	203.08	0.00	1365.17	0.00	809.40	0.00	203.34	0.00	491.79	0.00	440.00	513
514	09/17/2019	P	0.00	203.08	0.00	1365.17	0.00	809.40	0.00	203.34	0.00	491.79	0.00	440.00	514
515	09/30/2019	M	0.00	0.00	26.61	1391.78	0.00	809.40	0.00	203.34	0.00	491.79	0.00	440.00	515

	Event Date	Event Type	Current Amount Due	NCP Paid	Unadjudicated Interest (On UA)		Unadjudicated Interest (On AA)		Adjudicated Interest		Unadjudicated Penalty		Adjudicated Penalty		
					Adjust Amount	Running Balance	Adjust Amount	Running Balance	Adjust Amount	Running Balance	Adjust Amount	Running Balance	Adjust Amount	Running Balance	
516	10/01/2019	O	400.00	0.00	0.00	1391.78	0.00	809.40	0.00	203.34	0.00	491.79	0.00	440.00	516
517	10/03/2019	P	0.00	203.08	0.00	1391.78	0.00	809.40	0.00	203.34	0.00	491.79	0.00	440.00	517
518	10/16/2019	P	0.00	203.08	0.00	1391.78	0.00	809.40	0.00	203.34	0.00	491.79	0.00	440.00	518
519	10/31/2019	P	0.00	199.55	0.00	1391.78	0.00	809.40	0.00	203.34	0.00	491.79	0.00	440.00	519
520	10/31/2019	M	0.00	0.00	25.33	1417.11	0.00	809.40	0.00	203.34	0.00	491.79	0.00	440.00	520
521	11/01/2019	O	400.00	0.00	0.00	1417.11	0.00	809.40	0.00	203.34	0.00	491.79	0.00	440.00	521
522	11/13/2019	P	0.00	206.61	0.00	1417.11	0.00	809.40	0.00	203.34	0.00	491.79	0.00	440.00	522
523	11/26/2019	P	0.00	203.08	0.00	1417.11	0.00	809.40	0.00	203.34	0.00	491.79	0.00	440.00	523
524	12/01/2019	O	400.00	0.00	0.00	1417.11	0.00	809.40	0.00	203.34	0.00	491.79	0.00	440.00	524
525	12/10/2019	P	0.00	192.56	0.00	1417.11	0.00	809.40	0.00	203.34	0.00	491.79	0.00	440.00	525
526	12/27/2019	P	0.00	213.60	0.00	1417.11	0.00	809.40	0.00	203.34	0.00	491.79	0.00	440.00	526
527	01/01/2020	O	400.00	0.00	0.00	1417.11	0.00	809.40	0.00	203.34	0.00	491.79	0.00	440.00	527
528	01/07/2020	P	0.00	203.08	0.00	1417.11	0.00	809.40	0.00	203.34	0.00	491.79	0.00	440.00	528
529	01/22/2020	P	0.00	203.08	0.00	1417.11	0.00	809.40	0.00	203.34	0.00	491.79	0.00	440.00	529
530	02/01/2020	O	400.00	0.00	0.00	1417.11	0.00	809.40	0.00	203.34	0.00	491.79	0.00	440.00	530
531	02/04/2020	P	0.00	203.08	0.00	1417.11	0.00	809.40	0.00	203.34	0.00	491.79	0.00	440.00	531
532	02/19/2020	P	0.00	207.69	0.00	1417.11	0.00	809.40	0.00	203.34	0.00	491.79	0.00	440.00	532
533	03/01/2020	O	400.00	0.00	0.00	1417.11	0.00	809.40	0.00	203.34	0.00	491.79	0.00	440.00	533
534	03/03/2020	P	0.00	207.69	0.00	1417.11	0.00	809.40	0.00	203.34	0.00	491.79	0.00	440.00	534
535	03/17/2020	P	0.00	207.69	0.00	1417.11	0.00	809.40	0.00	203.34	0.00	491.79	0.00	440.00	535
536	04/01/2020	O	400.00	0.00	0.00	1417.11	0.00	809.40	0.00	203.34	0.00	491.79	0.00	440.00	536
537	04/02/2020	P	0.00	207.69	0.00	1417.11	0.00	809.40	0.00	203.34	0.00	491.79	0.00	440.00	537
538	04/14/2020	P	0.00	207.69	0.00	1417.11	0.00	809.40	0.00	203.34	0.00	491.79	0.00	440.00	538
539	05/01/2020	O	400.00	0.00	0.00	1417.11	0.00	809.40	0.00	203.34	0.00	491.79	0.00	440.00	539
540	05/12/2020	P	0.00	108.08	0.00	1417.11	0.00	809.40	0.00	203.34	0.00	491.79	0.00	440.00	540
541	05/18/2020	P	0.00	103.85	0.00	1417.11	0.00	809.40	0.00	203.34	0.00	491.79	0.00	440.00	541
542	05/26/2020	P	0.00	103.85	0.00	1417.11	0.00	809.40	0.00	203.34	0.00	491.79	0.00	440.00	542
543	06/01/2020	O	400.00	0.00	0.00	1417.11	0.00	809.40	0.00	203.34	0.00	491.79	0.00	440.00	543
544	06/01/2020	P	0.00	103.85	0.00	1417.11	0.00	809.40	0.00	203.34	0.00	491.79	0.00	440.00	544
545	06/08/2020	P	0.00	103.85	0.00	1417.11	0.00	809.40	0.00	203.34	0.00	491.79	0.00	440.00	545
546	06/15/2020	P	0.00	103.85	0.00	1417.11	0.00	809.40	0.00	203.34	0.00	491.79	0.00	440.00	546
547	06/16/2020	P	0.00	1200.00	0.00	1417.11	0.00	809.40	0.00	203.34	0.00	491.79	0.00	440.00	547
548	06/22/2020	P	0.00	103.85	0.00	1417.11	0.00	809.40	0.00	203.34	0.00	491.79	0.00	440.00	548

	Event Date	Event Type	Current Amount Due	NCP Paid	Unadjudicated Interest (On UA)		Unadjudicated Interest (On AA)		Adjudicated Interest		Unadjudicated Penalty		Adjudicated Penalty		
					Adjust Amount	Running Balance	Adjust Amount	Running Balance	Adjust Amount	Running Balance	Adjust Amount	Running Balance	Adjust Amount	Running Balance	
549	06/29/2020	P	0.00	103.85	0.00	1417.11	0.00	809.40	0.00	203.34	0.00	491.79	0.00	440.00	549
550	07/01/2020	O	400.00	0.00	0.00	1417.11	0.00	809.40	0.00	203.34	0.00	491.79	0.00	440.00	550
551	07/06/2020	P	0.00	17.26	0.00	1417.11	0.00	809.40	0.00	203.34	0.00	491.79	0.00	440.00	551
552	07/06/2020	P	0.00	103.85	0.00	1417.11	0.00	809.40	0.00	203.34	0.00	491.79	0.00	440.00	552
553	07/13/2020	P	0.00	103.85	0.00	1417.11	0.00	809.40	0.00	203.34	0.00	491.79	0.00	440.00	553
554	07/21/2020	P	0.00	207.69	0.00	1417.11	0.00	809.40	0.00	203.34	0.00	491.79	0.00	440.00	554
555	08/01/2020	O	400.00	0.00	0.00	1417.11	0.00	809.40	0.00	203.34	0.00	491.79	0.00	440.00	555
556	08/04/2020	P	0.00	207.69	0.00	1417.11	0.00	809.40	0.00	203.34	0.00	491.79	0.00	440.00	556
557	08/18/2020	P	0.00	207.69	0.00	1417.11	0.00	809.40	0.00	203.34	0.00	491.79	0.00	440.00	557
558	09/01/2020	O	400.00	0.00	0.00	1417.11	0.00	809.40	0.00	203.34	0.00	491.79	0.00	440.00	558
559	09/01/2020	P	0.00	207.69	0.00	1417.11	0.00	809.40	0.00	203.34	0.00	491.79	0.00	440.00	559
560	09/15/2020	P	0.00	207.69	0.00	1417.11	0.00	809.40	0.00	203.34	0.00	491.79	0.00	440.00	560
561	10/01/2020	O	400.00	0.00	0.00	1417.11	0.00	809.40	0.00	203.34	0.00	491.79	0.00	440.00	561
562	10/01/2020	P	0.00	172.41	0.00	1417.11	0.00	809.40	0.00	203.34	0.00	491.79	0.00	440.00	562
563	10/14/2020	P	0.00	231.67	0.00	1417.11	0.00	809.40	0.00	203.34	0.00	491.79	0.00	440.00	563
564	10/27/2020	P	0.00	207.69	0.00	1417.11	0.00	809.40	0.00	203.34	0.00	491.79	0.00	440.00	564
565	11/01/2020	O	0.00	0.00	0.00	1417.11	0.00	809.40	0.00	203.34	0.00	491.79	0.00	440.00	565
566	11/10/2020	P	0.00	207.69	0.00	1417.11	0.00	809.40	0.00	203.34	0.00	491.79	0.00	440.00	566
567	11/30/2020	P	0.00	159.79	0.00	1417.11	0.00	809.40	0.00	203.34	0.00	491.79	0.00	440.00	567
568	12/01/2020	O	0.00	0.00	0.00	1417.11	0.00	809.40	0.00	203.34	0.00	491.79	0.00	440.00	568
569	12/08/2020	P	0.00	129.11	0.00	1417.11	0.00	809.40	0.00	203.34	0.00	491.79	0.00	440.00	569
570	12/22/2020	P	0.00	258.53	0.00	1417.11	0.00	809.40	0.00	203.34	0.00	491.79	0.00	440.00	570
571	01/01/2021	O	0.00	0.00	0.00	1417.11	0.00	809.40	0.00	203.34	0.00	491.79	0.00	440.00	571
572	01/07/2021	P	0.00	227.42	0.00	1417.11	0.00	809.40	0.00	203.34	0.00	491.79	0.00	440.00	572
573	01/20/2021	P	0.00	179.97	0.00	1417.11	0.00	809.40	0.00	203.34	0.00	491.79	0.00	440.00	573
574	02/01/2021	O	0.00	0.00	0.00	1417.11	0.00	809.40	0.00	203.34	0.00	491.79	0.00	440.00	574
575	02/04/2021	P	0.00	213.88	0.00	1417.11	0.00	809.40	0.00	203.34	0.00	491.79	0.00	440.00	575
576	02/17/2021	P	0.00	200.87	0.00	1417.11	0.00	809.40	0.00	203.34	0.00	491.79	0.00	440.00	576
577	03/01/2021	O	0.00	0.00	0.00	1417.11	0.00	809.40	0.00	203.34	0.00	491.79	0.00	440.00	577
578	03/04/2021	P	0.00	236.04	0.00	1417.11	0.00	809.40	0.00	203.34	0.00	491.79	0.00	440.00	578
579	03/16/2021	P	0.00	207.69	0.00	1417.11	0.00	809.40	0.00	203.34	0.00	491.79	0.00	440.00	579
580	03/30/2021	P	0.00	207.69	0.00	1417.11	0.00	809.40	0.00	203.34	0.00	491.79	0.00	440.00	580
581	04/01/2021	O	0.00	0.00	0.00	1417.11	0.00	809.40	0.00	203.34	0.00	491.79	0.00	440.00	581

	Event Date	Event Type	Current Amount Due	NCP Paid	Unadjudicated Interest (On UA)		Unadjudicated Interest (On AA)		Adjudicated Interest		Unadjudicated Penalty		Adjudicated Penalty		
					Adjust Amount	Running Balance	Adjust Amount	Running Balance	Adjust Amount	Running Balance	Adjust Amount	Running Balance	Adjust Amount	Running Balance	
582	04/13/2021	P	0.00	25.24	0.00	1417.11	0.00	809.40	0.00	203.34	0.00	491.79	0.00	440.00	582
583	05/01/2021	O	0.00	0.00	0.00	1417.11	0.00	809.40	0.00	203.34	0.00	491.79	0.00	440.00	583
Totals:			\$57200.00	\$61375.53	\$0.00	\$1417.11	\$0.00	\$809.40	\$0.00	\$203.34	\$0.00	\$491.79	\$0.00	\$440.00	

Total Unadjudicated Interest on UA: \$1417.11 **Total Unadjudicated Penalty:** \$491.79
Total Unadjudicated Interest on AA: \$809.40 **Total Adjudicated Penalty:** \$440.00
Total Adjudicated Interest: \$203.34 **Total Penalty:** \$931.79
Total Interest: \$2429.85

Total Arrears: \$224.47
Total Interest: \$2429.85
Total Penalty: \$931.79
Grand Total: \$3586.11

CERTIFIED COPY
 The document to which this certificate is attached is a full, true and correct copy of the original in file and of record in my office.
 DATE 8-10-21
 BOBBIE R. WILLIAMS, Clerk of Court
 of the State of Nevada, in and for the County of Douglas,
 By [Signature] Deputy