



00144031202109756430460464

KAREN ELLISON, RECORDER

(for Recorder's use only)

1
2 APN # _____

3
4
5
6 **Recording Requested by and returned to:**

7
8 **Name: Division of Welfare and Supportive Services**

9 **Child Support Enforcement**

10 **Address: 300 E. Second St., Ste. 1200**

11 **City/State/Zip: Reno, NV 89501-1580**

12 **Release of Lien (RELN)**

13 **Judgment and Order**

14 **Stipulation and Order**

15 **Other:**

16
17
18
19 **OBLIGOR'S NAME: JASON JEROME ALTIG**

20 **UPI #: 983-76-1000B**

21
22
23
24 This page added to provide additional information required by NRS 111.312 Sections 1-2.

25 (Additional recording fee applies.)

26
27 This cover page must be typed or printed.

28

1 CASE NO. 08-UR-0026

2 DEPT. NO. I

3
4 **IN THE NINTH JUDICIAL DISTRICT COURT OF THE STATE OF NEVADA**
5 **IN AND FOR THE COUNTY OF DOUGLAS**

6 KATHERINE ELIZABETH PAGE
7 Obligee,


AFFIDAVIT OF RECORDATION

8 Vs.

9 JASON JEROME ALTIG
10 Obligor

11 I, Martin Hernandez, hereby swear and affirm under penalty of perjury that the following assertions are true:


- 12 1. That affiant is, and at all times mentioned herein was, a citizen of the State of Nevada, over the
- 13 age of twenty-one years of age, and an employee of the Division of Welfare and Supportive
- 14 Services Child Support Enforcement Office managing the legal process under Case Number
- 15 983-76-1000B.
- 16 2. That this affidavit and Judgment and Order is being filed pursuant to NRS125B.142 and
- 17 NRS17.150, and when so recorded shall become a lien upon all the real property of the Obligor.
- 18 3. That the Obligor's name is Jason Jerome Altig, whose address, Social Security number and date
- 19 of birth is confidential on file with the Division of Welfare and Supportive Services Child
- 20 Support Enforcement Office.
- 21 4. That attached hereto is a certified copy of the Judgment and Order filed on October 8, 2021.

22
23
24
25 

26 Martin Hernandez
27 Administrative Assistant II

28 State of Nevada, County of Washoe
Subscribed and sworn before me this
14 day of October, 2021


NOTARY PUBLIC



1
2 **INSTRUCTIONS TO RECORDER**
3

4 Obligor: Jason Altig

5 Oblige: Katherine Page

6
7 Date: October 14, 2021

8
9 From: Martin Hernandez, Administrative Assistant II, Division of Welfare and Supportive
10 Services Child Support Enforcement Office

11
12 Enclosed: Certified copy of Child Support Judgment and Order

13
14 In accordance with NRS125B.142 and NRS17.150, on the behalf of the Division please record the
15 attached Affidavit and Judgment and Order at the request of the Division of Welfare and Supportive
16 Services Child Support Enforcement Office.

17
18 Please note: If the judgment is a Stipulation and Order, they should be recorded as one document.

19
20 Thank you for your assistance. If you have any questions or concerns, please call me at
21 (775) 448-5168.
22
23
24
25
26
27
28

RECEIVED

FILED

Case No. 08-UR-0026

OCT 06 2021

Dept No. I

Douglas County
District Court Clerk

2021 OCT -8 AM 9:29

ESSIE R. WILLIAMS

A. PONCE
DEPUTY

IN THE NINTH JUDICIAL DISTRICT COURT OF THE STATE OF NEVADA
IN AND FOR THE COUNTY OF DOUGLAS

KATHERINE ELIZABETH PAGE
Obligees,

Vs.

JASON JEROME ALTIG
Obligor,

JUDGMENT AND ORDER

The undersigned does hereby affirm this document does not contain the social security number of any person, pursuant to NRS 239B.030.

This matter was heard on September 10, 2021 for a review and adjustment of parties' 2008 court order. The Court Master with the following were present:

Obligee: Present, via telephone

Obligor: Present, via telephone

Presented by: Jordan Peterman Division of Welfare and Support Services
Child Support Enforcement

After considering all the evidence, the Master hereby makes the following Findings and Recommendations:

The Obligor is the parent of the following child:

<u>NAME</u>	<u>DOB</u>
<u>Joseph Laurence Altig</u>	<u>February 22, 2007</u> Resides w/Obligor since 2/2020

1 RECOMMENDED ORDER IS:

- 2 1. The Obligor is responsible for **child support** arrears for the period of
3 June 1, 2008 through July 31, 2021.
4 A judgment is entered against the Obligor for **child support** arrears as follows:
5 Principal in the amount of \$25,721.22
6 Interest in the amount of \$0.00
7 Penalty in the amount of \$0.00

8 For a total judgment of \$25,721.22 to be repaid at \$200.00 per month beginning
9 August 1, 2021.

10 All payments MUST be made in the form of a money order, cashier's check or business check
11 and payable to **STATE COLLECTION AND DISBURSEMENT UNIT (SCaDU)** and sent
12 to:

13 **STATE COLLECTION AND DISBURSEMENT UNIT (SCaDU)**
14 **P.O. BOX 98950**
15 **LAS VEGAS, NV 89193-89501**

16 The following information must be included with each payment:

- 17 A. Name (first, middle, last) of person responsible for paying child support.
18 B. Social Security Number of person responsible for paying child support.
19 C. Child support case number 983-76-1000B listed on each payment.
20 D. Name of custodian (first and last name of person receiving child support).

21 **PAYMENT OF SUPPORT IS TO BE AS PROVIDED HEREIN, AND THE GIVING OF**
22 **GIFTS, OF MAKING PURCHASES OF FOOD, CLOTHING AND THE LIKE WILL**
23 **NOT FULFILL THE OBLIGATION. NOTICE: NO CREDIT WILL BE GIVEN FOR**
24 **PAYMENTS PAID DIRECTLY TO THE OBLIGEE.**

- 25 2. All payments shall be made by immediate income withholding. If your full obligation
26 is not met by the amount withheld by your employer, you are responsible to pay the
27 difference between your court ordered obligation and the amount withheld by your
28 employer directly to the STATE COLLECTION AND DISBURSEMENT UNIT
(SCaDU). If you fail to do so you will be subject to the assessment of penalties and

1 interest. You may avoid these additional costs by making your current child support
2 payments each month.

3 3. The Obligor shall keep the Division of Welfare and Supportive Services informed of
4 any change regarding current residential and/or mailing address, employment and of
5 access to health insurance coverage in WRITING (including health insurance policy
6 information) within 10 days of such change.

7 4. Obligor shall be responsible for ALL child support and judgment payments due.
8 Payment is to be made directly to the STATE COLLECTION AND
9 DISBURSEMENT UNIT (SCaDU). At any time withholding does not occur, Obligor
10 must make voluntary payments to the STATE COLLECTION AND DISBURSEMENT
11 UNIT (SCaDU).

12 5. Effective July 1, 2004 simple interest will accrue on all adjudicated arrears balances
13 (including payment in lieu of medical insurance) and spousal support balances, for
14 cases with a Nevada controlling order pursuant to NRS 99.040. Interest assessed by a
15 judgment of the court prior to July 1, 2004 will be enforced. Interest on the judgment
16 shall accrue at the rate established by NRS 125B.140(2)(c)(1).

17 6. A 10% penalty will be assessed on each unpaid installment, or portion thereof, of an
18 obligation to pay child support for a child, pursuant to NRS 125B.095 until January 31,
19 2020. All penalties accrued through that date will be enforced/collected until the
20 amount is paid in full.

21 7. The State of Nevada has continuing exclusive jurisdiction for enforcement and
22 modification purposes pursuant to the Full Faith and Credit for Child Support Orders
23 Act.

24 8. The Master finds that these Recommendations are in the best interest of the child.
25 It is further ordered that: Arrears only case as the child is currently residing with the Obligor.
26 Obligee waived all interest and penalty arrears through July 2021. Prospective interest waived
27 if Obligor is less than 60 days delinquent on payment.
28

1 **NOTICE OF RIGHT TO WAIVE OBJECTION**

2 The Obligor waives the ten (10) days for objection to the Master's Report, and
3 this report may be submitted to the District Court immediately.

4 The Obligee waives the ten (10) days for objection to the Master's Report, and
5 this report may be submitted to the District Court immediately.

6 Receipt of the Master's Recommendation is acknowledged by my signature below.

7 _____
Jason Altig, Obligor

8 _____
Katherine Page, Obligee

9 **NOTICE OF RIGHT TO OBJECTION**

10 Objections are governed by NRS 425.3844. You have 10 (ten) days from receipt of this
11 recommendation to file your objection. A failure to file and serve a written objection will
12 result in final Judgment being ordered by District Court.

13 Objections to this Order **must be filed** with the Ninth Judicial District Court of the State of
14 Nevada and **served upon** the other party and the Division of Welfare and Supportive
Services at 300 East Second Street Suite 1200, Reno, NV 89501.

15 You must submit your objection to the Court Clerk for filing by submitting your original
16 objection and two copies. Legal advice regarding your objection will not be provided.

17 For information on obtaining a objection packet or the objection process please call the
18 **Division of Welfare and Supportive Services at (775) 448-5150 located at 300 East
Second Street Suite 1200, Reno, NV 89501.**


19 **ORDER**

20 The Court, having reviewed the above and foregoing Master's Report prepared by the Court
21 Master and,

- 22 The Obligor having waived the right to object thereto.
23 No timely objection having been filed hereto.
24

25 **IT IS HEREBY ORDERED that the Master's Findings and Recommendations are**
26 **affirmed and adopted.**

27 Dated: October 8, 2021.

28 
DISTRICT JUDGE

1 Case No. 08-UR-0026

2 Dept No. I

3
4
5
6 IN THE NINTH JUDICIAL DISTRICT COURT OF THE STATE OF NEVADA
7 IN AND FOR THE COUNTY OF DOUGLAS

8
9 KATHERINE ELIZABETH PAGE
10 Obligees,

11 Vs.

12 JASON JEROME ALTIG
13 Obligor

14 **CERTIFICATE OF MAILING**

15 Pursuant to NRCP 5(b), I certify that on this date I deposited for mailing, postage
16 prepaid, at Reno, Nevada, a true copy of the attached document addressed to:

17
18 KATHERINE ELIZABETH PAGE
19 CONFIDENTIAL
20 IN FILE

21 JASON ALTIG
22 CONFIDENTIAL
23 IN FILE

24 DATED: SEPTEMBER 20th, 2021

25 SIGNED: 
26  CHRISTINE CARTER
27 ADMINISTRATIVE ASSISTANT II

28 DOCUMENTS: JUDGMENT AND ORDER
CASE NO. 08-UR-0026

Custodian Financial Audit (part 1 of 2)

Run Date: 09/15/2021
Run Time: 01:37 PM

NCP Name: Altig, Jason
CST Name: Freeman, Katherine

Case ID: 9837610008
Docket#: 08-UR-0026
Prepared By: JPETERMA
Last Updated By: JPETERMA

Office: 03
Prepared By Date: 09/15/2021
Last Updated By Date: 08/25/2021

Provision Type: Child Support

	Event Date	Event Type	Current Amount Due	NCP Paid	Unadjudicated Arrears		Adjudicated Arrears	
					Adjustment Amount	Running Balance	Adjustment Amount	Running Balance
1	06/01/2008	J	0.00	0.00	0.00	0.00	1200.00	1200.00
2	06/01/2008	O	300.00	0.00	300.00	300.00	0.00	1200.00
3	06/30/2008	M	0.00	0.00	0.00	300.00	0.00	1200.00
4	07/01/2008	O	300.00	0.00	300.00	600.00	0.00	1200.00
5	07/28/2008	P	0.00	75.75	-75.75	524.25	0.00	1200.00
6	07/31/2008	P	0.00	53.75	-53.75	470.50	0.00	1200.00
7	07/31/2008	M	0.00	0.00	0.00	470.50	0.00	1200.00
8	08/01/2008	O	300.00	0.00	300.00	770.50	0.00	1200.00
9	08/11/2008	P	0.00	74.50	-74.50	696.00	0.00	1200.00
10	08/18/2008	P	0.00	69.00	-69.00	627.00	0.00	1200.00
11	08/25/2008	P	0.00	39.50	-39.50	587.50	0.00	1200.00
12	08/31/2008	M	0.00	0.00	0.00	587.50	0.00	1200.00
13	09/01/2008	O	300.00	0.00	300.00	887.50	0.00	1200.00
14	09/04/2008	P	0.00	90.00	-90.00	797.50	0.00	1200.00
15	09/10/2008	P	0.00	74.50	-74.50	723.00	0.00	1200.00
16	09/30/2008	M	0.00	0.00	0.00	723.00	0.00	1200.00
17	10/01/2008	O	300.00	0.00	300.00	1023.00	0.00	1200.00
18	10/31/2008	M	0.00	0.00	0.00	1023.00	0.00	1200.00
19	11/01/2008	O	300.00	0.00	300.00	1323.00	0.00	1200.00
20	11/10/2008	P	0.00	76.16	-76.16	1246.84	0.00	1200.00
21	11/10/2008	P	0.00	78.46	-78.46	1168.38	0.00	1200.00

EXHIBIT A

	Event Date	Event Type	Current Amount Due	NCP Paid	Unadjudicated Arrears		Adjudicated Arrears		
					Adjustment Amount	Running Balance	Adjustment Amount	Running Balance	
22	11/24/2008	P	0.00	78.46	-78.46	1089.92	0.00	1200.00	22
23	11/24/2008	P	0.00	77.47	-66.92	1023.00	-10.55	1189.45	23
24	11/30/2008	M	0.00	0.00	0.00	1023.00	0.00	1189.45	24
25	12/01/2008	O	300.00	0.00	300.00	1323.00	0.00	1189.45	25
26	12/08/2008	P	0.00	78.46	-78.46	1244.54	0.00	1189.45	26
27	12/08/2008	P	0.00	76.16	-76.16	1168.38	0.00	1189.45	27
28	12/24/2008	P	0.00	78.46	-78.46	1089.92	0.00	1189.45	28
29	12/24/2008	P	0.00	77.47	-66.92	1023.00	-10.55	1178.90	29
30	12/31/2008	M	0.00	0.00	0.00	1023.00	0.00	1178.90	30
31	01/01/2009	O	300.00	0.00	300.00	1323.00	0.00	1178.90	31
32	01/05/2009	P	0.00	76.16	-76.16	1246.84	0.00	1178.90	32
33	01/05/2009	P	0.00	78.46	-78.46	1168.38	0.00	1178.90	33
34	01/20/2009	P	0.00	76.16	-76.16	1092.22	0.00	1178.90	34
35	01/20/2009	P	0.00	79.77	-69.22	1023.00	-10.55	1168.35	35
36	01/31/2009	M	0.00	0.00	0.00	1023.00	0.00	1168.35	36
37	02/01/2009	O	300.00	0.00	300.00	1323.00	0.00	1168.35	37
38	02/02/2009	P	0.00	76.16	-76.16	1246.84	0.00	1168.35	38
39	02/02/2009	P	0.00	78.46	-78.46	1168.38	0.00	1168.35	39
40	02/17/2009	P	0.00	78.46	-78.46	1089.92	0.00	1168.35	40
41	02/17/2009	P	0.00	77.47	-66.92	1023.00	-10.55	1157.80	41
42	02/28/2009	M	0.00	0.00	0.00	1023.00	0.00	1157.80	42
43	03/01/2009	O	300.00	0.00	300.00	1323.00	0.00	1157.80	43
44	03/02/2009	P	0.00	78.46	-78.46	1244.54	0.00	1157.80	44
45	03/02/2009	P	0.00	76.16	-76.16	1168.38	0.00	1157.80	45
46	03/16/2009	P	0.00	78.46	-78.46	1089.92	0.00	1157.80	46
47	03/16/2009	P	0.00	77.47	-66.92	1023.00	-10.55	1147.25	47
48	03/30/2009	P	0.00	60.13	0.00	1023.00	-60.13	1087.12	48
49	03/30/2009	P	0.00	47.77	0.00	1023.00	-47.77	1039.35	49
50	03/31/2009	M	0.00	0.00	0.00	1023.00	0.00	1039.35	50
51	04/01/2009	O	300.00	0.00	300.00	1323.00	0.00	1039.35	51
52	04/13/2009	P	0.00	76.16	-76.16	1246.84	0.00	1039.35	52
53	04/13/2009	P	0.00	78.46	-78.46	1168.38	0.00	1039.35	53
54	04/24/2009	P	0.00	78.46	-78.46	1089.92	0.00	1039.35	54
55	04/24/2009	P	0.00	77.47	-66.92	1023.00	-10.55	1028.80	55

Event Date	Event Type	Current Amount Due	NCP Paid	Unadjudicated Arrears		Adjudicated Arrears	
				Adjustment Amount	Running Balance	Adjustment Amount	Running Balance
56	04/30/2009	0.00	0.00	0.00	1023.00	0.00	1028.80
57	05/01/2009	300.00	0.00	300.00	1323.00	0.00	1028.80
58	05/11/2009	0.00	78.46	-78.46	1244.54	0.00	1028.80
59	05/11/2009	0.00	76.16	-76.16	1168.38	0.00	1028.80
60	05/28/2009	0.00	72.22	-72.22	1096.16	0.00	1028.80
61	05/28/2009	0.00	70.05	-70.05	1026.11	0.00	1028.80
62	05/31/2009	0.00	0.00	0.00	1026.11	0.00	1028.80
63	06/01/2009	300.00	0.00	300.00	1326.11	0.00	1028.80
64	06/08/2009	0.00	78.46	-78.46	1247.65	0.00	1028.80
65	06/08/2009	0.00	76.16	-76.16	1171.49	0.00	1028.80
66	06/22/2009	0.00	76.16	-76.16	1095.33	0.00	1028.80
67	06/22/2009	0.00	79.77	-69.22	1026.11	-10.55	1018.25
68	06/30/2009	0.00	0.00	0.00	1026.11	0.00	1018.25
69	07/01/2009	300.00	0.00	300.00	1326.11	0.00	1018.25
70	07/06/2009	0.00	76.16	-76.16	1249.95	0.00	1018.25
71	07/06/2009	0.00	78.46	-78.46	1171.49	0.00	1018.25
72	07/20/2009	0.00	78.46	-78.46	1093.03	0.00	1018.25
73	07/27/2009	0.00	77.47	-66.92	1026.11	-10.55	1007.70
74	07/31/2009	0.00	0.00	0.00	1026.11	0.00	1007.70
75	08/01/2009	300.00	0.00	300.00	1326.11	0.00	1007.70
76	08/03/2009	0.00	76.16	-76.16	1249.95	0.00	1007.70
77	08/03/2009	0.00	78.46	-78.46	1171.49	0.00	1007.70
78	08/17/2009	0.00	76.16	-76.16	1095.33	0.00	1007.70
79	08/17/2009	0.00	79.77	-69.22	1026.11	-10.55	997.15
80	08/31/2009	0.00	59.64	0.00	1026.11	-59.64	937.51
81	08/31/2009	0.00	47.01	0.00	1026.11	-47.01	890.50
82	08/31/2009	0.00	0.00	0.00	1026.11	0.00	890.50
83	09/01/2009	300.00	0.00	300.00	1326.11	0.00	890.50
84	09/16/2009	0.00	76.16	-76.16	1249.95	0.00	890.50
85	09/16/2009	0.00	78.46	-78.46	1171.49	0.00	890.50
86	09/28/2009	0.00	78.46	-78.46	1093.03	0.00	890.50
87	09/28/2009	0.00	77.47	-66.92	1026.11	-10.55	879.95
88	09/30/2009	0.00	0.00	0.00	1026.11	0.00	879.95
89	10/01/2009	300.00	0.00	300.00	1326.11	0.00	879.95

	Event Date	Event Type	Current Amount Due	NCP Paid	Unadjudicated Arrears		Adjudicated Arrears		
					Adjustment Amount	Running Balance	Adjustment Amount	Running Balance	
90	10/15/2009	P	0.00	78.46	-78.46	1247.65	0.00	879.95	90
91	10/15/2009	P	0.00	76.16	-76.16	1171.49	0.00	879.95	91
92	10/26/2009	P	0.00	76.16	-76.16	1095.33	0.00	879.95	92
93	10/26/2009	P	0.00	79.77	-69.22	1026.11	-10.55	869.40	93
94	10/31/2009	M	0.00	0.00	0.00	1026.11	0.00	869.40	94
95	11/01/2009	O	300.00	0.00	300.00	1326.11	0.00	869.40	95
96	11/09/2009	P	0.00	76.16	-76.16	1249.95	0.00	869.40	96
97	11/09/2009	P	0.00	78.46	-78.46	1171.49	0.00	869.40	97
98	11/23/2009	P	0.00	78.46	-78.46	1093.03	0.00	869.40	98
99	11/23/2009	P	0.00	77.47	-66.92	1026.11	-10.55	858.85	99
100	11/30/2009	M	0.00	0.00	0.00	1026.11	0.00	858.85	100
101	12/01/2009	O	300.00	0.00	300.00	1326.11	0.00	858.85	101
102	12/09/2009	P	0.00	78.46	-78.46	1247.65	0.00	858.85	102
103	12/09/2009	P	0.00	76.16	-76.16	1171.49	0.00	858.85	103
104	12/21/2009	P	0.00	78.46	-78.46	1093.03	0.00	858.85	104
105	12/21/2009	P	0.00	77.47	-66.92	1026.11	-10.55	848.30	105
106	12/31/2009	M	0.00	0.00	0.00	1026.11	0.00	848.30	106
107	01/01/2010	O	300.00	0.00	300.00	1326.11	0.00	848.30	107
108	01/04/2010	P	0.00	78.46	-78.46	1247.65	0.00	848.30	108
109	01/04/2010	P	0.00	76.16	-76.16	1171.49	0.00	848.30	109
110	01/19/2010	P	0.00	18.75	-18.75	1152.74	0.00	848.30	110
111	01/19/2010	P	0.00	18.75	-18.75	1133.99	0.00	848.30	111
112	01/25/2010	P	0.00	51.25	-51.25	1082.74	0.00	848.30	112
113	01/31/2010	M	0.00	0.00	0.00	1082.74	0.00	848.30	113
114	02/01/2010	O	300.00	0.00	300.00	1382.74	0.00	848.30	114
115	02/02/2010	P	0.00	51.25	-51.25	1331.49	0.00	848.30	115
116	02/08/2010	P	0.00	51.25	-51.25	1280.24	0.00	848.30	116
117	02/22/2010	P	0.00	104.00	-104.00	1176.24	0.00	848.30	117
118	02/28/2010	M	0.00	0.00	0.00	1176.24	0.00	848.30	118
119	03/01/2010	O	300.00	0.00	300.00	1476.24	0.00	848.30	119
120	03/01/2010	P	0.00	51.25	-51.25	1424.99	0.00	848.30	120
121	03/08/2010	P	0.00	51.25	-51.25	1373.74	0.00	848.30	121
122	03/15/2010	P	0.00	51.25	-51.25	1322.49	0.00	848.30	122
123	03/22/2010	P	0.00	51.25	-51.25	1271.24	0.00	848.30	123

	Event Date	Event Type	Current Amount Due	NCP Paid	Unadjudicated Arrears		Adjudicated Arrears		
					Adjustment Amount	Running Balance	Adjustment Amount	Running Balance	
124	03/29/2010	P	0.00	51.25	-51.25	1219.99	0.00	848.30	124
125	03/31/2010	M	0.00	0.00	0.00	1219.99	0.00	848.30	125
126	04/01/2010	O	300.00	0.00	300.00	1519.99	0.00	848.30	126
127	04/01/2010	P	0.00	51.25	-51.25	1468.74	0.00	848.30	127
128	04/11/2010	P	0.00	147.49	0.00	1468.74	-147.49	700.81	128
129	04/11/2010	P	0.00	219.86	0.00	1468.74	-219.86	480.95	129
130	04/12/2010	P	0.00	51.25	-51.25	1417.49	0.00	480.95	130
131	04/19/2010	P	0.00	51.25	-51.25	1366.24	0.00	480.95	131
132	04/26/2010	P	0.00	51.25	-51.25	1314.99	0.00	480.95	132
133	04/30/2010	M	0.00	0.00	0.00	1314.99	0.00	480.95	133
134	05/01/2010	O	300.00	0.00	300.00	1614.99	0.00	480.95	134
135	05/03/2010	P	0.00	51.25	-51.25	1563.74	0.00	480.95	135
136	05/10/2010	P	0.00	51.25	-51.25	1512.49	0.00	480.95	136
137	05/17/2010	P	0.00	51.25	-51.25	1461.24	0.00	480.95	137
138	05/24/2010	P	0.00	51.25	-51.25	1409.99	0.00	480.95	138
139	05/31/2010	M	0.00	0.00	0.00	1409.99	0.00	480.95	139
140	06/01/2010	O	300.00	0.00	300.00	1709.99	0.00	480.95	140
141	06/01/2010	P	0.00	51.25	-51.25	1658.74	0.00	480.95	141
142	06/07/2010	P	0.00	51.25	-51.25	1607.49	0.00	480.95	142
143	06/14/2010	P	0.00	51.25	-51.25	1556.24	0.00	480.95	143
144	06/14/2010	P	0.00	11.88	0.00	1556.24	-11.88	469.07	144
145	06/21/2010	P	0.00	51.25	-51.25	1504.99	0.00	469.07	145
146	06/28/2010	P	0.00	51.25	-51.25	1453.74	0.00	469.07	146
147	06/30/2010	M	0.00	0.00	0.00	1453.74	0.00	469.07	147
148	07/01/2010	O	300.00	0.00	300.00	1753.74	0.00	469.07	148
149	07/01/2010	P	0.00	51.25	-51.25	1702.49	0.00	469.07	149
150	07/12/2010	P	0.00	51.25	-51.25	1651.24	0.00	469.07	150
151	07/31/2010	M	0.00	0.00	0.00	1651.24	0.00	469.07	151
152	08/01/2010	O	300.00	0.00	300.00	1951.24	0.00	469.07	152
153	08/31/2010	M	0.00	0.00	0.00	1951.24	0.00	469.07	153
154	09/01/2010	O	300.00	0.00	300.00	2251.24	0.00	469.07	154
155	09/13/2010	P	0.00	76.16	-76.16	2175.08	0.00	469.07	155
156	09/30/2010	M	0.00	0.00	0.00	2175.08	0.00	469.07	156
157	10/01/2010	O	300.00	0.00	300.00	2475.08	0.00	469.07	157

	Event Date	Event Type	Current Amount Due	NCP Paid	Unadjudicated Arrears		Adjudicated Arrears		
					Adjustment Amount	Running Balance	Adjustment Amount	Running Balance	
158	10/18/2010	P	0.00	50.00	-50.00	2425.08	0.00	469.07	158
159	10/31/2010	M	0.00	0.00	0.00	2425.08	0.00	469.07	159
160	11/01/2010	O	300.00	0.00	300.00	2725.08	0.00	469.07	160
161	11/30/2010	M	0.00	0.00	0.00	2725.08	0.00	469.07	161
162	12/01/2010	O	300.00	0.00	300.00	3025.08	0.00	469.07	162
163	12/31/2010	M	0.00	0.00	0.00	3025.08	0.00	469.07	163
164	01/01/2011	O	300.00	0.00	300.00	3325.08	0.00	469.07	164
165	01/31/2011	M	0.00	0.00	0.00	3325.08	0.00	469.07	165
166	02/01/2011	O	300.00	0.00	300.00	3625.08	0.00	469.07	166
167	02/28/2011	M	0.00	0.00	0.00	3625.08	0.00	469.07	167
168	03/01/2011	O	300.00	0.00	300.00	3925.08	0.00	469.07	168
169	03/31/2011	M	0.00	0.00	0.00	3925.08	0.00	469.07	169
170	04/01/2011	O	300.00	0.00	300.00	4225.08	0.00	469.07	170
171	04/25/2011	P	0.00	308.61	0.00	4225.08	-308.61	160.46	171
172	04/30/2011	M	0.00	0.00	0.00	4225.08	0.00	160.46	172
173	05/01/2011	O	300.00	0.00	300.00	4525.08	0.00	160.46	173
174	05/31/2011	M	0.00	0.00	0.00	4525.08	0.00	160.46	174
175	06/01/2011	O	300.00	0.00	300.00	4825.08	0.00	160.46	175
176	06/30/2011	M	0.00	0.00	0.00	4825.08	0.00	160.46	176
177	07/01/2011	O	300.00	0.00	300.00	5125.08	0.00	160.46	177
178	07/31/2011	M	0.00	0.00	0.00	5125.08	0.00	160.46	178
179	08/01/2011	O	300.00	0.00	300.00	5425.08	0.00	160.46	179
180	08/31/2011	M	0.00	0.00	0.00	5425.08	0.00	160.46	180
181	09/01/2011	O	300.00	0.00	300.00	5725.08	0.00	160.46	181
182	09/30/2011	M	0.00	0.00	0.00	5725.08	0.00	160.46	182
183	10/01/2011	O	300.00	0.00	300.00	6025.08	0.00	160.46	183
184	10/31/2011	M	0.00	0.00	0.00	6025.08	0.00	160.46	184
185	11/01/2011	O	300.00	0.00	300.00	6325.08	0.00	160.46	185
186	11/30/2011	M	0.00	0.00	0.00	6325.08	0.00	160.46	186
187	12/01/2011	O	300.00	0.00	300.00	6625.08	0.00	160.46	187
188	12/31/2011	M	0.00	0.00	0.00	6625.08	0.00	160.46	188
189	01/01/2012	O	300.00	0.00	300.00	6925.08	0.00	160.46	189
190	01/31/2012	M	0.00	0.00	0.00	6925.08	0.00	160.46	190
191	02/01/2012	O	300.00	0.00	300.00	7225.08	0.00	160.46	191

	Event Date	Event Type	Current Amount Due	NCP Paid	Unadjudicated Arrears		Adjudicated Arrears		
					Adjustment Amount	Running Balance	Adjustment Amount	Running Balance	
192	02/21/2012	P	0.00	439.09	-278.63	6946.45	-160.46	0.00	192
193	02/29/2012	M	0.00	0.00	0.00	6946.45	0.00	0.00	193
194	03/01/2012	O	300.00	0.00	300.00	7246.45	0.00	0.00	194
195	03/31/2012	M	0.00	0.00	0.00	7246.45	0.00	0.00	195
196	04/01/2012	O	300.00	0.00	300.00	7546.45	0.00	0.00	196
197	04/30/2012	M	0.00	0.00	0.00	7546.45	0.00	0.00	197
198	05/01/2012	O	300.00	0.00	300.00	7846.45	0.00	0.00	198
199	05/31/2012	M	0.00	0.00	0.00	7846.45	0.00	0.00	199
200	06/01/2012	O	300.00	0.00	300.00	8146.45	0.00	0.00	200
201	06/30/2012	M	0.00	0.00	0.00	8146.45	0.00	0.00	201
202	07/01/2012	O	300.00	0.00	300.00	8446.45	0.00	0.00	202
203	07/31/2012	M	0.00	0.00	0.00	8446.45	0.00	0.00	203
204	08/01/2012	O	300.00	0.00	300.00	8746.45	0.00	0.00	204
205	08/27/2012	P	0.00	78.46	-78.46	8667.99	0.00	0.00	205
206	08/27/2012	P	0.00	76.15	-76.15	8591.84	0.00	0.00	206
207	08/31/2012	M	0.00	0.00	0.00	8591.84	0.00	0.00	207
208	09/01/2012	O	300.00	0.00	300.00	8891.84	0.00	0.00	208
209	09/12/2012	P	0.00	85.09	-85.09	8806.75	0.00	0.00	209
210	09/12/2012	P	0.00	87.39	-87.39	8719.36	0.00	0.00	210
211	09/30/2012	M	0.00	0.00	0.00	8719.36	0.00	0.00	211
212	10/01/2012	O	300.00	0.00	300.00	9019.36	0.00	0.00	212
213	10/31/2012	M	0.00	0.00	0.00	9019.36	0.00	0.00	213
214	11/01/2012	O	300.00	0.00	300.00	9319.36	0.00	0.00	214
215	11/30/2012	M	0.00	0.00	0.00	9319.36	0.00	0.00	215
216	12/01/2012	O	300.00	0.00	300.00	9619.36	0.00	0.00	216
217	12/31/2012	M	0.00	0.00	0.00	9619.36	0.00	0.00	217
218	01/01/2013	O	300.00	0.00	300.00	9919.36	0.00	0.00	218
219	01/31/2013	M	0.00	0.00	0.00	9919.36	0.00	0.00	219
220	02/01/2013	O	300.00	0.00	300.00	10219.36	0.00	0.00	220
221	02/28/2013	M	0.00	0.00	0.00	10219.36	0.00	0.00	221
222	03/01/2013	O	300.00	0.00	300.00	10519.36	0.00	0.00	222
223	03/06/2013	P	0.00	150.00	-150.00	10369.36	0.00	0.00	223
224	03/22/2013	P	0.00	96.97	-96.97	10272.39	0.00	0.00	224
225	03/31/2013	M	0.00	0.00	0.00	10272.39	0.00	0.00	225

Event Date	Event Type	Current Amount Due	NCP Paid	Unadjudicated Arrears		Adjudicated Arrears	
				Adjustment Amount	Running Balance	Adjustment Amount	Running Balance
226	04/01/2013	0.00	0.00	300.00	10572.39	0.00	0.00
227	04/05/2013	0.00	147.27	-147.27	10425.12	0.00	0.00
228	04/19/2013	0.00	68.47	-68.47	10356.65	0.00	0.00
229	04/29/2013	0.00	152.48	-152.48	10204.17	0.00	0.00
230	04/30/2013	0.00	0.00	0.00	10204.17	0.00	0.00
231	05/01/2013	0.00	0.00	300.00	10504.17	0.00	0.00
232	05/29/2013	0.00	150.00	-150.00	10354.17	0.00	0.00
233	05/31/2013	0.00	0.00	0.00	10354.17	0.00	0.00
234	06/01/2013	0.00	0.00	300.00	10654.17	0.00	0.00
235	06/25/2013	0.00	150.00	-150.00	10504.17	0.00	0.00
236	06/30/2013	0.00	0.00	0.00	10504.17	0.00	0.00
237	07/01/2013	0.00	0.00	300.00	10804.17	0.00	0.00
238	07/20/2013	0.00	150.00	-150.00	10654.17	0.00	0.00
239	07/25/2013	0.00	155.27	-155.27	10498.90	0.00	0.00
240	07/31/2013	0.00	0.00	0.00	10498.90	0.00	0.00
241	08/01/2013	0.00	0.00	300.00	10798.90	0.00	0.00
242	08/08/2013	0.00	154.61	-154.61	10644.29	0.00	0.00
243	08/22/2013	0.00	155.94	-155.94	10488.35	0.00	0.00
244	08/31/2013	0.00	0.00	0.00	10488.35	0.00	0.00
245	09/01/2013	0.00	0.00	300.00	10788.35	0.00	0.00
246	09/10/2013	0.00	154.61	-154.61	10633.74	0.00	0.00
247	09/19/2013	0.00	155.94	-155.94	10477.80	0.00	0.00
248	09/30/2013	0.00	0.00	0.00	10477.80	0.00	0.00
249	10/01/2013	0.00	0.00	300.00	10777.80	0.00	0.00
250	10/03/2013	0.00	154.61	-154.61	10623.19	0.00	0.00
251	10/31/2013	0.00	0.00	0.00	10623.19	0.00	0.00
252	11/01/2013	0.00	0.00	300.00	10923.19	0.00	0.00
253	11/30/2013	0.00	0.00	0.00	10923.19	0.00	0.00
254	12/01/2013	0.00	0.00	300.00	11223.19	0.00	0.00
255	12/31/2013	0.00	0.00	0.00	11223.19	0.00	0.00
256	01/01/2014	0.00	0.00	300.00	11523.19	0.00	0.00
257	01/31/2014	0.00	0.00	0.00	11523.19	0.00	0.00
258	02/01/2014	0.00	0.00	300.00	11823.19	0.00	0.00
259	02/28/2014	0.00	0.00	0.00	11823.19	0.00	0.00

	Event Date	Event Type	Current Amount Due	NCP Paid	Unadjudicated Arrears		Adjudicated Arrears		
					Adjustment Amount	Running Balance	Adjustment Amount	Running Balance	
260	03/01/2014	O	300.00	0.00	300.00	12123.19	0.00	0.00	260
261	03/31/2014	M	0.00	0.00	0.00	12123.19	0.00	0.00	261
262	04/01/2014	O	300.00	0.00	300.00	12423.19	0.00	0.00	262
263	04/30/2014	M	0.00	0.00	0.00	12423.19	0.00	0.00	263
264	05/01/2014	O	300.00	0.00	300.00	12723.19	0.00	0.00	264
265	05/31/2014	M	0.00	0.00	0.00	12723.19	0.00	0.00	265
266	06/01/2014	O	300.00	0.00	300.00	13023.19	0.00	0.00	266
267	06/30/2014	M	0.00	0.00	0.00	13023.19	0.00	0.00	267
268	07/01/2014	O	300.00	0.00	300.00	13323.19	0.00	0.00	268
269	07/31/2014	M	0.00	0.00	0.00	13323.19	0.00	0.00	269
270	08/01/2014	O	300.00	0.00	300.00	13623.19	0.00	0.00	270
271	08/31/2014	M	0.00	0.00	0.00	13623.19	0.00	0.00	271
272	09/01/2014	O	300.00	0.00	300.00	13923.19	0.00	0.00	272
273	09/30/2014	M	0.00	0.00	0.00	13923.19	0.00	0.00	273
274	10/01/2014	O	300.00	0.00	300.00	14223.19	0.00	0.00	274
275	10/31/2014	M	0.00	0.00	0.00	14223.19	0.00	0.00	275
276	11/01/2014	O	300.00	0.00	300.00	14523.19	0.00	0.00	276
277	11/04/2014	P	0.00	107.92	-107.92	14415.27	0.00	0.00	277
278	11/18/2014	P	0.00	109.92	-109.92	14305.35	0.00	0.00	278
279	11/30/2014	M	0.00	0.00	0.00	14305.35	0.00	0.00	279
280	12/01/2014	O	300.00	0.00	300.00	14605.35	0.00	0.00	280
281	12/04/2014	P	0.00	69.34	-69.34	14536.01	0.00	0.00	281
282	12/12/2014	P	0.00	83.21	-83.21	14452.80	0.00	0.00	282
283	12/30/2014	P	0.00	60.14	-60.14	14392.66	0.00	0.00	283
284	12/31/2014	M	0.00	0.00	0.00	14392.66	0.00	0.00	284
285	01/01/2015	O	300.00	0.00	300.00	14692.66	0.00	0.00	285
286	01/12/2015	P	0.00	61.24	-61.24	14631.42	0.00	0.00	286
287	01/28/2015	P	0.00	86.55	-86.55	14544.87	0.00	0.00	287
288	01/31/2015	M	0.00	0.00	0.00	14544.87	0.00	0.00	288
289	02/01/2015	O	300.00	0.00	300.00	14844.87	0.00	0.00	289
290	02/10/2015	P	0.00	77.46	-77.46	14767.41	0.00	0.00	290
291	02/24/2015	P	0.00	54.96	-54.96	14712.45	0.00	0.00	291
292	02/28/2015	M	0.00	0.00	0.00	14712.45	0.00	0.00	292
293	03/01/2015	O	300.00	0.00	300.00	15012.45	0.00	0.00	293

	Event Date	Event Type	Current Amount Due	NCP Paid	Unadjudicated Arrears		Adjudicated Arrears		
					Adjustment Amount	Running Balance	Adjustment Amount	Running Balance	
294	03/09/2015	P	0.00	83.86	-83.86	14928.59	0.00	0.00	294
295	03/23/2015	P	0.00	75.06	-75.06	14853.53	0.00	0.00	295
296	03/31/2015	M	0.00	0.00	0.00	14853.53	0.00	0.00	296
297	04/01/2015	O	300.00	0.00	300.00	15153.53	0.00	0.00	297
298	04/06/2015	P	0.00	98.17	-98.17	15055.36	0.00	0.00	298
299	04/20/2015	P	0.00	101.86	-101.86	14953.50	0.00	0.00	299
300	04/30/2015	M	0.00	0.00	0.00	14953.50	0.00	0.00	300
301	05/01/2015	O	300.00	0.00	300.00	15253.50	0.00	0.00	301
302	05/04/2015	P	0.00	84.80	-84.80	15168.70	0.00	0.00	302
303	05/18/2015	P	0.00	90.74	-90.74	15077.96	0.00	0.00	303
304	05/31/2015	M	0.00	0.00	0.00	15077.96	0.00	0.00	304
305	06/01/2015	O	300.00	0.00	300.00	15377.96	0.00	0.00	305
306	06/01/2015	P	0.00	86.19	-86.19	15291.77	0.00	0.00	306
307	06/15/2015	P	0.00	85.17	-85.17	15206.60	0.00	0.00	307
308	06/29/2015	P	0.00	72.14	-72.14	15134.46	0.00	0.00	308
309	06/30/2015	M	0.00	0.00	0.00	15134.46	0.00	0.00	309
310	07/01/2015	O	300.00	0.00	300.00	15434.46	0.00	0.00	310
311	07/13/2015	P	0.00	118.16	-118.16	15316.30	0.00	0.00	311
312	07/27/2015	P	0.00	27.12	-27.12	15289.18	0.00	0.00	312
313	07/31/2015	M	0.00	0.00	0.00	15289.18	0.00	0.00	313
314	08/01/2015	O	300.00	0.00	300.00	15589.18	0.00	0.00	314
315	08/31/2015	M	0.00	0.00	0.00	15589.18	0.00	0.00	315
316	09/01/2015	O	300.00	0.00	300.00	15889.18	0.00	0.00	316
317	09/30/2015	M	0.00	0.00	0.00	15889.18	0.00	0.00	317
318	10/01/2015	O	300.00	0.00	300.00	16189.18	0.00	0.00	318
319	10/31/2015	M	0.00	0.00	0.00	16189.18	0.00	0.00	319
320	11/01/2015	O	300.00	0.00	300.00	16489.18	0.00	0.00	320
321	11/30/2015	M	0.00	0.00	0.00	16489.18	0.00	0.00	321
322	12/01/2015	O	300.00	0.00	300.00	16789.18	0.00	0.00	322
323	12/31/2015	M	0.00	0.00	0.00	16789.18	0.00	0.00	323
324	01/01/2016	O	300.00	0.00	300.00	17089.18	0.00	0.00	324
325	01/31/2016	M	0.00	0.00	0.00	17089.18	0.00	0.00	325
326	02/01/2016	O	300.00	0.00	300.00	17389.18	0.00	0.00	326
327	02/29/2016	M	0.00	0.00	0.00	17389.18	0.00	0.00	327

	Event Date	Event Type	Current Amount Due	NCP Paid	Unadjudicated Arrears		Adjudicated Arrears		
					Adjustment Amount	Running Balance	Adjustment Amount	Running Balance	
328	03/01/2016	O	300.00	0.00	300.00	17689.18	0.00	0.00	328
329	03/15/2016	P	0.00	154.61	-154.61	17534.57	0.00	0.00	329
330	03/31/2016	M	0.00	0.00	0.00	17534.57	0.00	0.00	330
331	04/01/2016	O	300.00	0.00	300.00	17834.57	0.00	0.00	331
332	04/05/2016	P	0.00	76.15	-76.15	17758.42	0.00	0.00	332
333	04/05/2016	P	0.00	78.46	-78.46	17679.96	0.00	0.00	333
334	04/19/2016	P	0.00	76.16	-76.16	17603.80	0.00	0.00	334
335	04/19/2016	P	0.00	76.61	-76.61	17527.19	0.00	0.00	335
336	04/30/2016	M	0.00	0.00	0.00	17527.19	0.00	0.00	336
337	05/01/2016	O	300.00	0.00	300.00	17827.19	0.00	0.00	337
338	05/31/2016	M	0.00	0.00	0.00	17827.19	0.00	0.00	338
339	06/01/2016	O	300.00	0.00	300.00	18127.19	0.00	0.00	339
340	06/30/2016	M	0.00	0.00	0.00	18127.19	0.00	0.00	340
341	07/01/2016	O	300.00	0.00	300.00	18427.19	0.00	0.00	341
342	07/31/2016	M	0.00	0.00	0.00	18427.19	0.00	0.00	342
343	08/01/2016	O	300.00	0.00	300.00	18727.19	0.00	0.00	343
344	08/31/2016	M	0.00	0.00	0.00	18727.19	0.00	0.00	344
345	09/01/2016	O	300.00	0.00	300.00	19027.19	0.00	0.00	345
346	09/30/2016	M	0.00	0.00	0.00	19027.19	0.00	0.00	346
347	10/01/2016	O	300.00	0.00	300.00	19327.19	0.00	0.00	347
348	10/31/2016	P	0.00	154.61	-154.61	19172.58	0.00	0.00	348
349	10/31/2016	M	0.00	0.00	0.00	19172.58	0.00	0.00	349
350	11/01/2016	O	300.00	0.00	300.00	19472.58	0.00	0.00	350
351	11/14/2016	P	0.00	76.15	-76.15	19396.43	0.00	0.00	351
352	11/14/2016	P	0.00	78.46	-78.46	19317.97	0.00	0.00	352
353	11/28/2016	P	0.00	78.46	-78.46	19239.51	0.00	0.00	353
354	11/28/2016	P	0.00	74.31	-74.31	19165.20	0.00	0.00	354
355	11/30/2016	M	0.00	0.00	0.00	19165.20	0.00	0.00	355
356	12/01/2016	O	300.00	0.00	300.00	19465.20	0.00	0.00	356
357	12/12/2016	P	0.00	154.61	-154.61	19310.59	0.00	0.00	357
358	12/23/2016	P	0.00	152.77	-152.77	19157.82	0.00	0.00	358
359	12/31/2016	M	0.00	0.00	0.00	19157.82	0.00	0.00	359
360	01/01/2017	O	300.00	0.00	300.00	19457.82	0.00	0.00	360
361	01/09/2017	P	0.00	76.15	-76.15	19381.67	0.00	0.00	361

Event Date	Event Type	Current Amount Due	NCP Paid	Unadjudicated Arrears		Adjudicated Arrears			
				Adjustment Amount	Running Balance	Adjustment Amount	Running Balance		
362	01/09/2017	P	0.00	78.46	-78.46	19303.21	0.00	0.00	362
363	01/23/2017	P	0.00	152.77	-152.77	19150.44	0.00	0.00	363
364	01/31/2017	M	0.00	0.00	0.00	19150.44	0.00	0.00	364
365	02/01/2017	O	300.00	0.00	300.00	19450.44	0.00	0.00	365
366	02/06/2017	P	0.00	154.61	-154.61	19295.83	0.00	0.00	366
367	02/21/2017	P	0.00	78.46	-78.46	19217.37	0.00	0.00	367
368	02/21/2017	P	0.00	74.31	-74.31	19143.06	0.00	0.00	368
369	02/28/2017	M	0.00	0.00	0.00	19143.06	0.00	0.00	369
370	03/01/2017	O	300.00	0.00	300.00	19443.06	0.00	0.00	370
371	03/03/2017	P	0.00	154.61	-154.61	19288.45	0.00	0.00	371
372	03/20/2017	P	0.00	76.16	-76.16	19212.29	0.00	0.00	372
373	03/20/2017	P	0.00	76.61	-76.61	19135.68	0.00	0.00	373
374	03/31/2017	M	0.00	0.00	0.00	19135.68	0.00	0.00	374
375	04/01/2017	O	300.00	0.00	300.00	19435.68	0.00	0.00	375
376	04/03/2017	P	0.00	154.61	-154.61	19281.07	0.00	0.00	376
377	04/30/2017	M	0.00	0.00	0.00	19281.07	0.00	0.00	377
378	05/01/2017	O	300.00	0.00	300.00	19581.07	0.00	0.00	378
379	05/16/2017	P	0.00	427.17	-427.17	19153.90	0.00	0.00	379
380	05/31/2017	M	0.00	0.00	0.00	19153.90	0.00	0.00	380
381	06/01/2017	O	300.00	0.00	300.00	19453.90	0.00	0.00	381
382	06/05/2017	P	0.00	76.15	-76.15	19377.75	0.00	0.00	382
383	06/05/2017	P	0.00	78.46	-78.46	19299.29	0.00	0.00	383
384	06/19/2017	P	0.00	76.16	-76.16	19223.13	0.00	0.00	384
385	06/19/2017	P	0.00	76.61	-76.61	19146.52	0.00	0.00	385
386	06/30/2017	M	0.00	0.00	0.00	19146.52	0.00	0.00	386
387	07/01/2017	O	300.00	0.00	300.00	19446.52	0.00	0.00	387
388	07/03/2017	P	0.00	76.15	-76.15	19370.37	0.00	0.00	388
389	07/03/2017	P	0.00	78.46	-78.46	19291.91	0.00	0.00	389
390	07/17/2017	P	0.00	76.16	-76.16	19215.75	0.00	0.00	390
391	07/17/2017	P	0.00	76.61	-76.61	19139.14	0.00	0.00	391
392	07/31/2017	P	0.00	59.71	-59.71	19079.43	0.00	0.00	392
393	07/31/2017	P	0.00	60.07	-60.07	19019.36	0.00	0.00	393
394	07/31/2017	M	0.00	0.00	0.00	19019.36	0.00	0.00	394
395	08/01/2017	O	300.00	0.00	300.00	19319.36	0.00	0.00	395

	Event Date	Event Type	Current Amount Due	NCP Paid	Unadjudicated Arrears		Adjudicated Arrears		
					Adjustment Amount	Running Balance	Adjustment Amount	Running Balance	
396	08/14/2017	P	0.00	76.15	-76.15	19243.21	0.00	0.00	396
397	08/14/2017	P	0.00	78.46	-78.46	19164.75	0.00	0.00	397
398	08/28/2017	P	0.00	76.16	-76.16	19088.59	0.00	0.00	398
399	08/28/2017	P	0.00	76.61	-76.61	19011.98	0.00	0.00	399
400	08/31/2017	M	0.00	0.00	0.00	19011.98	0.00	0.00	400
401	09/01/2017	O	300.00	0.00	300.00	19311.98	0.00	0.00	401
402	09/11/2017	P	0.00	76.15	-76.15	19235.83	0.00	0.00	402
403	09/11/2017	P	0.00	78.46	-78.46	19157.37	0.00	0.00	403
404	09/25/2017	P	0.00	76.16	-76.16	19081.21	0.00	0.00	404
405	09/25/2017	P	0.00	76.61	-76.61	19004.60	0.00	0.00	405
406	09/30/2017	M	0.00	0.00	0.00	19004.60	0.00	0.00	406
407	10/01/2017	O	300.00	0.00	300.00	19304.60	0.00	0.00	407
408	10/09/2017	P	0.00	46.30	-46.30	19258.30	0.00	0.00	408
409	10/09/2017	P	0.00	47.70	-47.70	19210.60	0.00	0.00	409
410	10/31/2017	M	0.00	0.00	0.00	19210.60	0.00	0.00	410
411	11/01/2017	O	300.00	0.00	300.00	19510.60	0.00	0.00	411
412	11/30/2017	M	0.00	0.00	0.00	19510.60	0.00	0.00	412
413	12/01/2017	O	300.00	0.00	300.00	19810.60	0.00	0.00	413
414	12/31/2017	M	0.00	0.00	0.00	19810.60	0.00	0.00	414
415	01/01/2018	O	300.00	0.00	300.00	20110.60	0.00	0.00	415
416	01/31/2018	M	0.00	0.00	0.00	20110.60	0.00	0.00	416
417	02/01/2018	O	300.00	0.00	300.00	20410.60	0.00	0.00	417
418	02/28/2018	M	0.00	0.00	0.00	20410.60	0.00	0.00	418
419	03/01/2018	O	300.00	0.00	300.00	20710.60	0.00	0.00	419
420	03/31/2018	M	0.00	0.00	0.00	20710.60	0.00	0.00	420
421	04/01/2018	O	300.00	0.00	300.00	21010.60	0.00	0.00	421
422	04/16/2018	P	0.00	3.46	-3.46	21007.14	0.00	0.00	422
423	04/23/2018	P	0.00	3.46	-3.46	21003.68	0.00	0.00	423
424	04/23/2018	P	0.00	39.23	-39.23	20964.45	0.00	0.00	424
425	04/23/2018	P	0.00	38.07	-38.07	20926.38	0.00	0.00	425
426	04/30/2018	P	0.00	3.46	-3.46	20922.92	0.00	0.00	426
427	04/30/2018	P	0.00	39.23	-39.23	20883.69	0.00	0.00	427
428	04/30/2018	P	0.00	38.08	-38.08	20845.61	0.00	0.00	428
429	04/30/2018	M	0.00	0.00	0.00	20845.61	0.00	0.00	429

Event Date	Event Type	Current Amount Due	NCP Paid	Unadjudicated Arrears		Adjudicated Arrears		
				Adjustment Amount	Running Balance	Adjustment Amount	Running Balance	
430	05/01/2018	O	0.00	300.00	21145.61	0.00	0.00	430
431	05/07/2018	P	18.95	-18.95	21126.66	0.00	0.00	431
432	05/07/2018	P	18.40	-18.40	21108.26	0.00	0.00	432
433	05/31/2018	M	0.00	0.00	21108.26	0.00	0.00	433
434	06/01/2018	O	0.00	300.00	21408.26	0.00	0.00	434
435	06/30/2018	M	0.00	0.00	21408.26	0.00	0.00	435
436	07/01/2018	O	0.00	300.00	21708.26	0.00	0.00	436
437	07/31/2018	M	0.00	0.00	21708.26	0.00	0.00	437
438	08/01/2018	O	0.00	300.00	22008.26	0.00	0.00	438
439	08/31/2018	M	0.00	0.00	22008.26	0.00	0.00	439
440	09/01/2018	O	0.00	300.00	22308.26	0.00	0.00	440
441	09/30/2018	M	0.00	0.00	22308.26	0.00	0.00	441
442	10/01/2018	O	0.00	300.00	22608.26	0.00	0.00	442
443	10/31/2018	M	0.00	0.00	22608.26	0.00	0.00	443
444	11/01/2018	O	0.00	300.00	22908.26	0.00	0.00	444
445	11/30/2018	M	0.00	0.00	22908.26	0.00	0.00	445
446	12/01/2018	O	0.00	300.00	23208.26	0.00	0.00	446
447	12/31/2018	M	0.00	0.00	23208.26	0.00	0.00	447
448	01/01/2019	O	0.00	300.00	23508.26	0.00	0.00	448
449	01/31/2019	M	0.00	0.00	23508.26	0.00	0.00	449
450	02/01/2019	O	0.00	300.00	23808.26	0.00	0.00	450
451	02/28/2019	M	0.00	0.00	23808.26	0.00	0.00	451
452	03/01/2019	O	0.00	300.00	24108.26	0.00	0.00	452
453	03/31/2019	M	0.00	0.00	24108.26	0.00	0.00	453
454	04/01/2019	O	0.00	300.00	24408.26	0.00	0.00	454
455	04/30/2019	M	0.00	0.00	24408.26	0.00	0.00	455
456	05/01/2019	O	0.00	300.00	24708.26	0.00	0.00	456
457	05/31/2019	M	0.00	0.00	24708.26	0.00	0.00	457
458	06/01/2019	O	0.00	300.00	25008.26	0.00	0.00	458
459	06/30/2019	M	0.00	0.00	25008.26	0.00	0.00	459
460	07/01/2019	O	0.00	300.00	25308.26	0.00	0.00	460
461	07/31/2019	M	0.00	0.00	25308.26	0.00	0.00	461
462	08/01/2019	O	0.00	300.00	25608.26	0.00	0.00	462
463	08/31/2019	M	0.00	0.00	25608.26	0.00	0.00	463

	Event Date	Event Type	Current Amount Due	NCP Paid	Unadjudicated Arrears		Adjudicated Arrears		
					Adjustment Amount	Running Balance	Adjustment Amount	Running Balance	
464	09/01/2019	O	300.00	0.00	300.00	25908.26	0.00	0.00	464
465	09/30/2019	M	0.00	0.00	0.00	25908.26	0.00	0.00	465
466	10/01/2019	O	300.00	0.00	300.00	26208.26	0.00	0.00	466
467	10/18/2019	P	0.00	38.07	-38.07	26170.19	0.00	0.00	467
468	10/18/2019	P	0.00	39.23	-39.23	26130.96	0.00	0.00	468
469	10/22/2019	P	0.00	39.23	-39.23	26091.73	0.00	0.00	469
470	10/22/2019	P	0.00	38.08	-38.08	26053.65	0.00	0.00	470
471	10/29/2019	P	0.00	39.23	-39.23	26014.42	0.00	0.00	471
472	10/29/2019	P	0.00	38.07	-38.07	25976.35	0.00	0.00	472
473	10/31/2019	M	0.00	0.00	0.00	25976.35	0.00	0.00	473
474	11/01/2019	O	300.00	0.00	300.00	26276.35	0.00	0.00	474
475	11/05/2019	P	0.00	38.07	-38.07	26238.28	0.00	0.00	475
476	11/05/2019	P	0.00	39.23	-39.23	26199.05	0.00	0.00	476
477	11/13/2019	P	0.00	15.24	-15.24	26183.81	0.00	0.00	477
478	11/13/2019	P	0.00	13.24	-13.24	26170.57	0.00	0.00	478
479	11/30/2019	M	0.00	0.00	0.00	26170.57	0.00	0.00	479
480	12/01/2019	O	300.00	0.00	300.00	26470.57	0.00	0.00	480
481	12/31/2019	M	0.00	0.00	0.00	26470.57	0.00	0.00	481
482	01/01/2020	O	300.00	0.00	300.00	26770.57	0.00	0.00	482
483	01/31/2020	M	0.00	0.00	0.00	26770.57	0.00	0.00	483
484	02/01/2020	O	0.00	0.00	0.00	26770.57	0.00	0.00	484
485	02/29/2020	M	0.00	0.00	0.00	26770.57	0.00	0.00	485
486	03/01/2020	O	0.00	0.00	0.00	26770.57	0.00	0.00	486
487	03/31/2020	M	0.00	0.00	0.00	26770.57	0.00	0.00	487
488	04/01/2020	O	0.00	0.00	0.00	26770.57	0.00	0.00	488
489	04/30/2020	M	0.00	0.00	0.00	26770.57	0.00	0.00	489
490	05/01/2020	O	0.00	0.00	0.00	26770.57	0.00	0.00	490
491	05/31/2020	M	0.00	0.00	0.00	26770.57	0.00	0.00	491
492	06/01/2020	O	0.00	0.00	0.00	26770.57	0.00	0.00	492
493	06/30/2020	M	0.00	0.00	0.00	26770.57	0.00	0.00	493
494	07/01/2020	O	0.00	0.00	0.00	26770.57	0.00	0.00	494
495	07/31/2020	M	0.00	0.00	0.00	26770.57	0.00	0.00	495
496	08/01/2020	O	0.00	0.00	0.00	26770.57	0.00	0.00	496
497	08/31/2020	M	0.00	0.00	0.00	26770.57	0.00	0.00	497

	Event Date	Event Type	Current Amount Due	NCP Paid	Unadjudicated Arrears		Adjudicated Arrears		
					Adjustment Amount	Running Balance	Adjustment Amount	Running Balance	
498	09/01/2020	O	0.00	0.00	0.00	26770.57	0.00	0.00	498
499	09/30/2020	M	0.00	0.00	0.00	26770.57	0.00	0.00	499
500	10/01/2020	O	0.00	0.00	0.00	26770.57	0.00	0.00	500
501	10/31/2020	M	0.00	0.00	0.00	26770.57	0.00	0.00	501
502	11/01/2020	O	0.00	0.00	0.00	26770.57	0.00	0.00	502
503	11/03/2020	P	0.00	38.07	-38.07	26732.50	0.00	0.00	503
504	11/03/2020	P	0.00	38.08	-38.08	26694.42	0.00	0.00	504
505	11/03/2020	P	0.00	38.07	-38.07	26656.35	0.00	0.00	505
506	11/07/2020	P	0.00	129.49	-129.49	26526.86	0.00	0.00	506
507	11/10/2020	P	0.00	38.08	-38.08	26488.78	0.00	0.00	507
508	11/10/2020	P	0.00	38.07	-38.07	26450.71	0.00	0.00	508
509	11/10/2020	P	0.00	38.08	-38.08	26412.63	0.00	0.00	509
510	11/17/2020	P	0.00	31.80	-31.80	26380.83	0.00	0.00	510
511	11/17/2020	P	0.00	31.80	-31.80	26349.03	0.00	0.00	511
512	11/17/2020	P	0.00	2.89	-2.89	26346.14	0.00	0.00	512
513	11/24/2020	P	0.00	31.80	-31.80	26314.34	0.00	0.00	513
514	11/24/2020	P	0.00	31.80	-31.80	26282.54	0.00	0.00	514
515	11/24/2020	P	0.00	2.89	-2.89	26279.65	0.00	0.00	515
516	11/30/2020	M	0.00	0.00	0.00	26279.65	0.00	0.00	516
517	12/01/2020	O	0.00	0.00	0.00	26279.65	0.00	0.00	517
518	12/08/2020	P	0.00	3.84	-3.84	26275.81	0.00	0.00	518
519	12/08/2020	P	0.00	2.31	-2.31	26273.50	0.00	0.00	519
520	12/15/2020	P	0.00	25.77	-25.77	26247.73	0.00	0.00	520
521	12/15/2020	P	0.00	31.81	-31.81	26215.92	0.00	0.00	521
522	12/15/2020	P	0.00	2.89	-2.89	26213.03	0.00	0.00	522
523	12/16/2020	P	0.00	62.67	-62.67	26150.36	0.00	0.00	523
524	12/22/2020	P	0.00	31.81	-31.81	26118.55	0.00	0.00	524
525	12/22/2020	P	0.00	31.81	-31.81	26086.74	0.00	0.00	525
526	12/22/2020	P	0.00	2.89	-2.89	26083.85	0.00	0.00	526
527	12/29/2020	P	0.00	2.89	-2.89	26080.96	0.00	0.00	527
528	12/29/2020	P	0.00	31.81	-31.81	26049.15	0.00	0.00	528
529	12/29/2020	P	0.00	31.81	-31.81	26017.34	0.00	0.00	529
530	12/31/2020	M	0.00	0.00	0.00	26017.34	0.00	0.00	530
531	01/01/2021	O	0.00	0.00	0.00	26017.34	0.00	0.00	531

Event Date	Event Type	Current Amount Due	NCP Paid	Unadjudicated Arrears		Adjudicated Arrears	
				Adjustment Amount	Running Balance	Adjustment Amount	Running Balance
01/12/2021	P	0.00	3.84	-3.84	26013.50	0.00	0.00
01/12/2021	P	0.00	2.31	-2.31	26011.19	0.00	0.00
01/20/2021	P	0.00	2.31	-2.31	26008.88	0.00	0.00
01/20/2021	P	0.00	26.35	-26.35	25982.53	0.00	0.00
01/20/2021	P	0.00	31.82	-31.82	25950.71	0.00	0.00
01/26/2021	P	0.00	31.82	-31.82	25918.89	0.00	0.00
01/26/2021	P	0.00	2.89	-2.89	25916.00	0.00	0.00
01/26/2021	P	0.00	31.82	-31.82	25884.18	0.00	0.00
01/31/2021	M	0.00	0.00	0.00	25884.18	0.00	0.00
02/01/2021	O	0.00	0.00	0.00	25884.18	0.00	0.00
02/09/2021	P	0.00	6.15	-6.15	25878.03	0.00	0.00
02/17/2021	P	0.00	25.77	-25.77	25852.26	0.00	0.00
02/17/2021	P	0.00	2.89	-2.89	25849.37	0.00	0.00
02/17/2021	P	0.00	31.83	-31.83	25817.54	0.00	0.00
02/23/2021	P	0.00	31.83	-31.83	25785.71	0.00	0.00
02/23/2021	P	0.00	31.83	-31.83	25753.88	0.00	0.00
02/23/2021	P	0.00	2.89	-2.89	25750.99	0.00	0.00
02/28/2021	M	0.00	0.00	0.00	25750.99	0.00	0.00
03/01/2021	O	0.00	0.00	0.00	25750.99	0.00	0.00
03/31/2021	P	0.00	8.23	-8.23	25742.76	0.00	0.00
03/31/2021	P	0.00	4.62	-4.62	25738.14	0.00	0.00
03/31/2021	P	0.00	4.61	-4.61	25733.53	0.00	0.00
03/31/2021	M	0.00	0.00	0.00	25733.53	0.00	0.00
04/01/2021	O	0.00	0.00	0.00	25733.53	0.00	0.00
04/30/2021	M	0.00	0.00	0.00	25733.53	0.00	0.00
05/01/2021	O	0.00	0.00	0.00	25733.53	0.00	0.00
05/31/2021	M	0.00	0.00	0.00	25733.53	0.00	0.00
06/01/2021	O	0.00	0.00	0.00	25733.53	0.00	0.00
06/23/2021	P	0.00	12.31	-12.31	25721.22	0.00	0.00
06/30/2021	M	0.00	0.00	0.00	25721.22	0.00	0.00
07/01/2021	O	0.00	0.00	0.00	25721.22	0.00	0.00
07/31/2021	M	0.00	0.00	0.00	25721.22	0.00	0.00
Totals:		\$42000.00	\$17478.78	\$0.00	\$25721.22	\$0.00	\$0.00

Total Unadjudicated: \$25721.22
Total Adjudicated: \$0.00
Total Arrears: \$25721.22

COPY

Custodian Financial Audit (part 2 of 2)

Run Date: 09/15/2021
Run Time: 01:37 PM

NCP Name: Altig, Jason **Case ID:** 983761000B **Office:** 03
CST Name: Freeman, Katherine **Docket#:** 08-UR-0026
Prepared By: JPETERMA **Prepared By Date:** 09/15/2021
Last Updated By: JPETERMA **Last Updated By Date:** 08/25/2021

Provision Type: Child Support

Event Date	Event Type	Current Amount Due	NCP Paid	Unadjudicated (On UA)		Unadjudicated (On AA)		Adjudicated Interest		Unadjudicated Penalty		Adjudicated Penalty	
				Adjust Amount	Running Balance	Adjust Amount	Running Balance	Adjust Amount	Running Balance	Adjust Amount	Running Balance	Adjust Amount	Running Balance
1 06/01/2008	J	0.00	0.00	0.00	0.00	0.00	0.00	0.00	0.00	0.00	0.00	0.00	0.00
2 06/01/2008	O	300.00	0.00	0.00	0.00	0.00	0.00	0.00	0.00	0.00	0.00	0.00	0.00
3 06/30/2008	M	0.00	0.00	2.31	2.31	9.25	9.25	0.00	0.00	0.00	0.00	0.00	0.00
4 07/01/2008	O	300.00	0.00	0.00	2.31	0.00	9.25	0.00	0.00	0.00	0.00	0.00	0.00
5 07/28/2008	P	0.00	75.75	0.00	2.31	0.00	9.25	0.00	0.00	0.00	0.00	0.00	0.00
6 07/31/2008	P	0.00	53.75	0.00	2.31	0.00	9.25	0.00	0.00	0.00	0.00	0.00	0.00
7 07/31/2008	M	0.00	0.00	2.74	5.05	7.00	16.25	0.00	0.00	17.05	17.05	0.00	0.00
8 08/01/2008	O	300.00	0.00	0.00	5.05	0.00	16.25	0.00	0.00	0.00	0.00	0.00	0.00
9 08/11/2008	P	0.00	74.50	0.00	5.05	0.00	16.25	0.00	0.00	0.00	0.00	0.00	0.00
10 08/18/2008	P	0.00	69.00	0.00	5.05	0.00	16.25	0.00	0.00	0.00	0.00	0.00	0.00
11 08/25/2008	P	0.00	39.50	0.00	5.05	0.00	16.25	0.00	0.00	0.00	0.00	0.00	0.00
12 08/31/2008	M	0.00	0.00	3.43	8.48	7.00	23.25	0.00	0.00	11.70	28.75	0.00	0.00
13 09/01/2008	O	300.00	0.00	0.00	8.48	0.00	23.25	0.00	0.00	0.00	0.00	0.00	0.00
14 09/04/2008	P	0.00	90.00	0.00	8.48	0.00	23.25	0.00	0.00	0.00	0.00	0.00	0.00
15 09/10/2008	P	0.00	74.50	0.00	8.48	0.00	23.25	0.00	0.00	0.00	0.00	0.00	0.00
16 09/30/2008	M	0.00	0.00	4.22	12.70	7.00	30.25	0.00	0.00	13.55	42.30	0.00	0.00
17 10/01/2008	O	300.00	0.00	0.00	12.70	0.00	30.25	0.00	0.00	0.00	0.00	0.00	0.00
18 10/31/2008	M	0.00	0.00	5.97	18.67	7.00	37.25	0.00	0.00	30.00	72.30	0.00	0.00
19 11/01/2008	O	300.00	0.00	0.00	18.67	0.00	37.25	0.00	0.00	0.00	0.00	0.00	0.00
20 11/10/2008	P	0.00	76.16	0.00	18.67	0.00	37.25	0.00	0.00	0.00	0.00	0.00	0.00

Event Date	Event Type	Current Amount Due	NCP Paid	Unadjudicated Interest (On UA)		Unadjudicated Interest (On AA)		Adjudicated Interest		Unadjudicated Penalty		Adjudicated Penalty		
				Adjust Amount	Running Balance	Adjust Amount	Running Balance	Adjust Amount	Running Balance	Adjust Amount	Running Balance	Adjust Amount	Running Balance	Adjust Amount
21 11/10/2008	P	0.00	78.46	0.00	18.67	0.00	37.25	0.00	0.00	0.00	72.30	0.00	0.00	21
22 11/24/2008	P	0.00	78.46	0.00	18.67	0.00	37.25	0.00	0.00	0.00	72.30	0.00	0.00	22
23 11/24/2008	P	0.00	77.47	0.00	18.67	0.00	37.25	0.00	0.00	0.00	72.30	0.00	0.00	23
24 11/30/2008	M	0.00	0.00	5.97	24.64	6.94	44.19	0.00	0.00	0.00	72.30	0.00	0.00	24
25 12/01/2008	O	300.00	0.00	0.00	24.64	0.00	44.19	0.00	0.00	0.00	72.30	0.00	0.00	25
26 12/08/2008	P	0.00	78.46	0.00	24.64	0.00	44.19	0.00	0.00	0.00	72.30	0.00	0.00	26
27 12/08/2008	P	0.00	76.16	0.00	24.64	0.00	44.19	0.00	0.00	0.00	72.30	0.00	0.00	27
28 12/24/2008	P	0.00	78.46	0.00	24.64	0.00	44.19	0.00	0.00	0.00	72.30	0.00	0.00	28
29 12/24/2008	P	0.00	77.47	0.00	24.64	0.00	44.19	0.00	0.00	0.00	72.30	0.00	0.00	29
30 12/31/2008	M	0.00	0.00	5.97	30.61	6.88	51.07	0.00	0.00	0.00	72.30	0.00	0.00	30
31 01/01/2009	O	300.00	0.00	0.00	30.61	0.00	51.07	0.00	0.00	0.00	72.30	0.00	0.00	31
32 01/05/2009	P	0.00	76.16	0.00	30.61	0.00	51.07	0.00	0.00	0.00	72.30	0.00	0.00	32
33 01/05/2009	P	0.00	78.46	0.00	30.61	0.00	51.07	0.00	0.00	0.00	72.30	0.00	0.00	33
34 01/20/2009	P	0.00	76.16	0.00	30.61	0.00	51.07	0.00	0.00	0.00	72.30	0.00	0.00	34
35 01/20/2009	P	0.00	79.77	0.00	30.61	0.00	51.07	0.00	0.00	0.00	72.30	0.00	0.00	35
36 01/31/2009	M	0.00	0.00	4.48	35.09	5.11	56.18	0.00	0.00	0.00	72.30	0.00	0.00	36
37 02/01/2009	O	300.00	0.00	0.00	35.09	0.00	56.18	0.00	0.00	0.00	72.30	0.00	0.00	37
38 02/02/2009	P	0.00	76.16	0.00	35.09	0.00	56.18	0.00	0.00	0.00	72.30	0.00	0.00	38
39 02/02/2009	P	0.00	78.46	0.00	35.09	0.00	56.18	0.00	0.00	0.00	72.30	0.00	0.00	39
40 02/17/2009	P	0.00	78.46	0.00	35.09	0.00	56.18	0.00	0.00	0.00	72.30	0.00	0.00	40
41 02/17/2009	P	0.00	77.47	0.00	35.09	0.00	56.18	0.00	0.00	0.00	72.30	0.00	0.00	41
42 02/28/2009	M	0.00	0.00	4.48	39.57	5.07	61.25	0.00	0.00	0.00	72.30	0.00	0.00	42
43 03/01/2009	O	300.00	0.00	0.00	39.57	0.00	61.25	0.00	0.00	0.00	72.30	0.00	0.00	43
44 03/02/2009	P	0.00	78.46	0.00	39.57	0.00	61.25	0.00	0.00	0.00	72.30	0.00	0.00	44
45 03/02/2009	P	0.00	76.16	0.00	39.57	0.00	61.25	0.00	0.00	0.00	72.30	0.00	0.00	45
46 03/16/2009	P	0.00	78.46	0.00	39.57	0.00	61.25	0.00	0.00	0.00	72.30	0.00	0.00	46
47 03/16/2009	P	0.00	77.47	0.00	39.57	0.00	61.25	0.00	0.00	0.00	72.30	0.00	0.00	47
48 03/30/2009	P	0.00	60.13	0.00	39.57	0.00	61.25	0.00	0.00	0.00	72.30	0.00	0.00	48
49 03/30/2009	P	0.00	47.77	0.00	39.57	0.00	61.25	0.00	0.00	0.00	72.30	0.00	0.00	49
50 03/31/2009	M	0.00	0.00	4.48	44.05	4.55	65.80	0.00	0.00	0.00	72.30	0.00	0.00	50
51 04/01/2009	O	300.00	0.00	0.00	44.05	0.00	65.80	0.00	0.00	0.00	72.30	0.00	0.00	51
52 04/13/2009	P	0.00	76.16	0.00	44.05	0.00	65.80	0.00	0.00	0.00	72.30	0.00	0.00	52
53 04/13/2009	P	0.00	78.46	0.00	44.05	0.00	65.80	0.00	0.00	0.00	72.30	0.00	0.00	53

Event Date	Event Type	Current Amount Due	NCP Paid	Unadjudicated Interest (On UA)		Unadjudicated Interest (On AA)		Adjudicated Interest		Unadjudicated Penalty		Adjudicated Penalty		
				Adjust Amount	Running Balance	Adjust Amount	Running Balance	Adjust Amount	Running Balance	Adjust Amount	Running Balance	Adjust Amount	Running Balance	
54 04/24/2009	P	0.00	78.46	0.00	44.05	0.00	65.80	0.00	0.00	0.00	72.30	0.00	0.00	54
55 04/24/2009	P	0.00	77.47	0.00	44.05	0.00	65.80	0.00	0.00	0.00	72.30	0.00	0.00	55
56 04/30/2009	M	0.00	0.00	4.48	48.53	4.50	70.30	0.00	0.00	0.00	72.30	0.00	0.00	56
57 05/01/2009	O	300.00	0.00	0.00	48.53	0.00	70.30	0.00	0.00	0.00	72.30	0.00	0.00	57
58 05/11/2009	P	0.00	78.46	0.00	48.53	0.00	70.30	0.00	0.00	0.00	72.30	0.00	0.00	58
59 05/11/2009	P	0.00	76.16	0.00	48.53	0.00	70.30	0.00	0.00	0.00	72.30	0.00	0.00	59
60 05/28/2009	P	0.00	72.22	0.00	48.53	0.00	70.30	0.00	0.00	0.00	72.30	0.00	0.00	60
61 05/28/2009	P	0.00	70.05	0.00	48.53	0.00	70.30	0.00	0.00	0.00	72.30	0.00	0.00	61
62 05/31/2009	M	0.00	0.00	4.49	53.02	4.50	74.80	0.00	0.00	0.31	72.61	0.00	0.00	62
63 06/01/2009	O	300.00	0.00	0.00	53.02	0.00	74.80	0.00	0.00	0.00	72.61	0.00	0.00	63
64 06/08/2009	P	0.00	78.46	0.00	53.02	0.00	74.80	0.00	0.00	0.00	72.61	0.00	0.00	64
65 06/08/2009	P	0.00	76.16	0.00	53.02	0.00	74.80	0.00	0.00	0.00	72.61	0.00	0.00	65
66 06/22/2009	P	0.00	76.16	0.00	53.02	0.00	74.80	0.00	0.00	0.00	72.61	0.00	0.00	66
67 06/22/2009	P	0.00	79.77	0.00	53.02	0.00	74.80	0.00	0.00	0.00	72.61	0.00	0.00	67
68 06/30/2009	M	0.00	0.00	4.49	57.51	4.45	79.25	0.00	0.00	0.00	72.61	0.00	0.00	68
69 07/01/2009	O	300.00	0.00	0.00	57.51	0.00	79.25	0.00	0.00	0.00	72.61	0.00	0.00	69
70 07/06/2009	P	0.00	76.16	0.00	57.51	0.00	79.25	0.00	0.00	0.00	72.61	0.00	0.00	70
71 07/06/2009	P	0.00	78.46	0.00	57.51	0.00	79.25	0.00	0.00	0.00	72.61	0.00	0.00	71
72 07/20/2009	P	0.00	78.46	0.00	57.51	0.00	79.25	0.00	0.00	0.00	72.61	0.00	0.00	72
73 07/27/2009	P	0.00	77.47	0.00	57.51	0.00	79.25	0.00	0.00	0.00	72.61	0.00	0.00	73
74 07/31/2009	M	0.00	0.00	4.49	62.00	4.41	83.66	0.00	0.00	0.00	72.61	0.00	0.00	74
75 08/01/2009	O	300.00	0.00	0.00	62.00	0.00	83.66	0.00	0.00	0.00	72.61	0.00	0.00	75
76 08/03/2009	P	0.00	76.16	0.00	62.00	0.00	83.66	0.00	0.00	0.00	72.61	0.00	0.00	76
77 08/03/2009	P	0.00	78.46	0.00	62.00	0.00	83.66	0.00	0.00	0.00	72.61	0.00	0.00	77
78 08/17/2009	P	0.00	76.16	0.00	62.00	0.00	83.66	0.00	0.00	0.00	72.61	0.00	0.00	78
79 08/17/2009	P	0.00	79.77	0.00	62.00	0.00	83.66	0.00	0.00	0.00	72.61	0.00	0.00	79
80 08/31/2009	P	0.00	59.64	0.00	62.00	0.00	83.66	0.00	0.00	0.00	72.61	0.00	0.00	80
81 08/31/2009	P	0.00	47.01	0.00	62.00	0.00	83.66	0.00	0.00	0.00	72.61	0.00	0.00	81
82 08/31/2009	M	0.00	0.00	4.49	66.49	3.90	87.56	0.00	0.00	0.00	72.61	0.00	0.00	82
83 09/01/2009	O	300.00	0.00	0.00	66.49	0.00	87.56	0.00	0.00	0.00	72.61	0.00	0.00	83
84 09/16/2009	P	0.00	76.16	0.00	66.49	0.00	87.56	0.00	0.00	0.00	72.61	0.00	0.00	84
85 09/16/2009	P	0.00	78.46	0.00	66.49	0.00	87.56	0.00	0.00	0.00	72.61	0.00	0.00	85
86 09/28/2009	P	0.00	78.46	0.00	66.49	0.00	87.56	0.00	0.00	0.00	72.61	0.00	0.00	86

Event Date	Event Type	Current Amount Due	NCP Paid	Unadjudicated Interest (On UA)		Unadjudicated Interest (On AA)		Adjudicated Interest		Unadjudicated Penalty		Adjudicated Penalty			
				Adjust Amount	Running Balance	Adjust Amount	Running Balance	Adjust Amount	Running Balance	Adjust Amount	Running Balance	Adjust Amount	Running Balance	Adjust Amount	Running Balance
87	09/28/2009	P	0.00	77.47	0.00	66.49	0.00	87.56	0.00	0.00	0.00	72.61	0.00	0.00	87
88	09/30/2009	M	0.00	0.00	4.49	70.98	3.85	91.41	0.00	0.00	0.00	72.61	0.00	0.00	88
89	10/01/2009	O	300.00	0.00	0.00	70.98	0.00	91.41	0.00	0.00	0.00	72.61	0.00	0.00	89
90	10/15/2009	P	0.00	78.46	0.00	70.98	0.00	91.41	0.00	0.00	0.00	72.61	0.00	0.00	90
91	10/15/2009	P	0.00	76.16	0.00	70.98	0.00	91.41	0.00	0.00	0.00	72.61	0.00	0.00	91
92	10/26/2009	P	0.00	76.16	0.00	70.98	0.00	91.41	0.00	0.00	0.00	72.61	0.00	0.00	92
93	10/26/2009	P	0.00	79.77	0.00	70.98	0.00	91.41	0.00	0.00	0.00	72.61	0.00	0.00	93
94	10/31/2009	M	0.00	0.00	4.49	75.47	3.80	95.21	0.00	0.00	0.00	72.61	0.00	0.00	94
95	11/01/2009	O	300.00	0.00	0.00	75.47	0.00	95.21	0.00	0.00	0.00	72.61	0.00	0.00	95
96	11/09/2009	P	0.00	76.16	0.00	75.47	0.00	95.21	0.00	0.00	0.00	72.61	0.00	0.00	96
97	11/09/2009	P	0.00	78.46	0.00	75.47	0.00	95.21	0.00	0.00	0.00	72.61	0.00	0.00	97
98	11/23/2009	P	0.00	78.46	0.00	75.47	0.00	95.21	0.00	0.00	0.00	72.61	0.00	0.00	98
99	11/23/2009	P	0.00	77.47	0.00	75.47	0.00	95.21	0.00	0.00	0.00	72.61	0.00	0.00	99
100	11/30/2009	M	0.00	0.00	4.49	79.96	3.76	98.97	0.00	0.00	0.00	72.61	0.00	0.00	100
101	12/01/2009	O	300.00	0.00	0.00	79.96	0.00	98.97	0.00	0.00	0.00	72.61	0.00	0.00	101
102	12/09/2009	P	0.00	78.46	0.00	79.96	0.00	98.97	0.00	0.00	0.00	72.61	0.00	0.00	102
103	12/09/2009	P	0.00	76.16	0.00	79.96	0.00	98.97	0.00	0.00	0.00	72.61	0.00	0.00	103
104	12/21/2009	P	0.00	78.46	0.00	79.96	0.00	98.97	0.00	0.00	0.00	72.61	0.00	0.00	104
105	12/21/2009	P	0.00	77.47	0.00	79.96	0.00	98.97	0.00	0.00	0.00	72.61	0.00	0.00	105
106	12/31/2009	M	0.00	0.00	4.49	84.45	3.71	102.68	0.00	0.00	0.00	72.61	0.00	0.00	106
107	01/01/2010	O	300.00	0.00	0.00	84.45	0.00	102.68	0.00	0.00	0.00	72.61	0.00	0.00	107
108	01/04/2010	P	0.00	78.46	0.00	84.45	0.00	102.68	0.00	0.00	0.00	72.61	0.00	0.00	108
109	01/04/2010	P	0.00	76.16	0.00	84.45	0.00	102.68	0.00	0.00	0.00	72.61	0.00	0.00	109
110	01/19/2010	P	0.00	18.75	0.00	84.45	0.00	102.68	0.00	0.00	0.00	72.61	0.00	0.00	110
111	01/19/2010	P	0.00	18.75	0.00	84.45	0.00	102.68	0.00	0.00	0.00	72.61	0.00	0.00	111
112	01/25/2010	P	0.00	51.25	0.00	84.45	0.00	102.68	0.00	0.00	0.00	72.61	0.00	0.00	112
113	01/31/2010	M	0.00	0.00	4.74	89.19	3.71	106.39	0.00	0.00	5.66	78.27	0.00	0.00	113
114	02/01/2010	O	300.00	0.00	0.00	89.19	0.00	106.39	0.00	0.00	0.00	78.27	0.00	0.00	114
115	02/02/2010	P	0.00	51.25	0.00	89.19	0.00	106.39	0.00	0.00	0.00	78.27	0.00	0.00	115
116	02/08/2010	P	0.00	51.25	0.00	89.19	0.00	106.39	0.00	0.00	0.00	78.27	0.00	0.00	116
117	02/22/2010	P	0.00	104.00	0.00	89.19	0.00	106.39	0.00	0.00	0.00	78.27	0.00	0.00	117
118	02/28/2010	M	0.00	0.00	5.15	94.34	3.71	110.10	0.00	0.00	9.35	87.62	0.00	0.00	118
119	03/01/2010	O	300.00	0.00	0.00	94.34	0.00	110.10	0.00	0.00	0.00	87.62	0.00	0.00	119

Event Date	Event Type	Current Amount Due	NCP Paid	Unadjudicated Interest (On UA)		Unadjudicated Interest (On AA)		Adjudicated Interest		Unadjudicated Penalty		Adjudicated Penalty			
				Adjust Amount	Running Balance	Adjust Amount	Running Balance	Adjust Amount	Running Balance	Adjust Amount	Running Balance	Adjust Amount	Running Balance	Adjust Amount	Running Balance
120	03/01/2010	P	0.00	51.25	0.00	94.34	0.00	110.10	0.00	0.00	0.00	87.62	0.00	0.00	120
121	03/08/2010	P	0.00	51.25	0.00	94.34	0.00	110.10	0.00	0.00	0.00	87.62	0.00	0.00	121
122	03/15/2010	P	0.00	51.25	0.00	94.34	0.00	110.10	0.00	0.00	0.00	87.62	0.00	0.00	122
123	03/22/2010	P	0.00	51.25	0.00	94.34	0.00	110.10	0.00	0.00	0.00	87.62	0.00	0.00	123
124	03/29/2010	P	0.00	51.25	0.00	94.34	0.00	110.10	0.00	0.00	0.00	87.62	0.00	0.00	124
125	03/31/2010	M	0.00	0.00	5.34	99.68	3.71	113.81	0.00	0.00	0.00	92.00	0.00	0.00	125
126	04/01/2010	O	300.00	0.00	0.00	99.68	0.00	113.81	0.00	0.00	0.00	92.00	0.00	0.00	126
127	04/01/2010	P	0.00	51.25	0.00	99.68	0.00	113.81	0.00	0.00	0.00	92.00	0.00	0.00	127
128	04/11/2010	P	0.00	147.49	0.00	99.68	0.00	113.81	0.00	0.00	0.00	92.00	0.00	0.00	128
129	04/11/2010	P	0.00	219.86	0.00	99.68	0.00	113.81	0.00	0.00	0.00	92.00	0.00	0.00	129
130	04/12/2010	P	0.00	51.25	0.00	99.68	0.00	113.81	0.00	0.00	0.00	92.00	0.00	0.00	130
131	04/19/2010	P	0.00	51.25	0.00	99.68	0.00	113.81	0.00	0.00	0.00	92.00	0.00	0.00	131
132	04/26/2010	P	0.00	51.25	0.00	99.68	0.00	113.81	0.00	0.00	0.00	92.00	0.00	0.00	132
133	04/30/2010	M	0.00	0.00	5.75	105.43	2.10	115.91	0.00	0.00	0.00	101.50	0.00	0.00	133
134	05/01/2010	O	300.00	0.00	0.00	105.43	0.00	115.91	0.00	0.00	0.00	101.50	0.00	0.00	134
135	05/03/2010	P	0.00	51.25	0.00	105.43	0.00	115.91	0.00	0.00	0.00	101.50	0.00	0.00	135
136	05/10/2010	P	0.00	51.25	0.00	105.43	0.00	115.91	0.00	0.00	0.00	101.50	0.00	0.00	136
137	05/17/2010	P	0.00	51.25	0.00	105.43	0.00	115.91	0.00	0.00	0.00	101.50	0.00	0.00	137
138	05/24/2010	P	0.00	51.25	0.00	105.43	0.00	115.91	0.00	0.00	0.00	101.50	0.00	0.00	138
139	05/31/2010	M	0.00	0.00	6.17	111.60	2.10	118.01	0.00	0.00	0.00	111.00	0.00	0.00	139
140	06/01/2010	O	300.00	0.00	0.00	111.60	0.00	118.01	0.00	0.00	0.00	111.00	0.00	0.00	140
141	06/01/2010	P	0.00	51.25	0.00	111.60	0.00	118.01	0.00	0.00	0.00	111.00	0.00	0.00	141
142	06/07/2010	P	0.00	51.25	0.00	111.60	0.00	118.01	0.00	0.00	0.00	111.00	0.00	0.00	142
143	06/14/2010	P	0.00	51.25	0.00	111.60	0.00	118.01	0.00	0.00	0.00	111.00	0.00	0.00	143
144	06/14/2010	P	0.00	11.88	0.00	111.60	0.00	118.01	0.00	0.00	0.00	111.00	0.00	0.00	144
145	06/21/2010	P	0.00	51.25	0.00	111.60	0.00	118.01	0.00	0.00	0.00	111.00	0.00	0.00	145
146	06/28/2010	P	0.00	51.25	0.00	111.60	0.00	118.01	0.00	0.00	0.00	111.00	0.00	0.00	146
147	06/30/2010	M	0.00	0.00	6.36	117.96	2.05	120.06	0.00	0.00	0.00	115.38	0.00	0.00	147
148	07/01/2010	O	300.00	0.00	0.00	117.96	0.00	120.06	0.00	0.00	0.00	115.38	0.00	0.00	148
149	07/01/2010	P	0.00	51.25	0.00	117.96	0.00	120.06	0.00	0.00	0.00	115.38	0.00	0.00	149
150	07/12/2010	P	0.00	51.25	0.00	117.96	0.00	120.06	0.00	0.00	0.00	115.38	0.00	0.00	150
151	07/31/2010	M	0.00	0.00	7.22	125.18	2.05	122.11	0.00	0.00	0.00	135.13	0.00	0.00	151
152	08/01/2010	O	300.00	0.00	0.00	125.18	0.00	122.11	0.00	0.00	0.00	135.13	0.00	0.00	152

Event Date	Event Type	Current Amount Due	NCP Paid	Unadjudicated Interest (On UA)		Unadjudicated Interest (On AA)		Adjudicated Interest		Unadjudicated Penalty		Adjudicated Penalty	
				Adjust Amount	Running Balance	Adjust Amount	Running Balance	Adjust Amount	Running Balance	Adjust Amount	Running Balance	Adjust Amount	Running Balance
153 08/31/2010	M	0.00	0.00	8.54	133.72	2.05	124.16	0.00	0.00	30.00	165.13	0.00	0.00
154 09/01/2010	O	300.00	0.00	0.00	133.72	0.00	124.16	0.00	0.00	0.00	165.13	0.00	0.00
155 09/13/2010	P	0.00	76.16	0.00	133.72	0.00	124.16	0.00	0.00	0.00	165.13	0.00	0.00
156 09/30/2010	M	0.00	0.00	9.52	143.24	2.05	126.21	0.00	0.00	22.38	187.51	0.00	0.00
157 10/01/2010	O	300.00	0.00	0.00	143.24	0.00	126.21	0.00	0.00	0.00	187.51	0.00	0.00
158 10/18/2010	P	0.00	50.00	0.00	143.24	0.00	126.21	0.00	0.00	0.00	187.51	0.00	0.00
159 10/31/2010	M	0.00	0.00	10.61	153.85	2.05	128.26	0.00	0.00	25.00	212.51	0.00	0.00
160 11/01/2010	O	300.00	0.00	0.00	153.85	0.00	128.26	0.00	0.00	0.00	212.51	0.00	0.00
161 11/30/2010	M	0.00	0.00	11.92	165.77	2.05	130.31	0.00	0.00	30.00	242.51	0.00	0.00
162 12/01/2010	O	300.00	0.00	0.00	165.77	0.00	130.31	0.00	0.00	0.00	242.51	0.00	0.00
163 12/31/2010	M	0.00	0.00	13.23	179.00	2.05	132.36	0.00	0.00	30.00	272.51	0.00	0.00
164 01/01/2011	O	300.00	0.00	0.00	179.00	0.00	132.36	0.00	0.00	0.00	272.51	0.00	0.00
165 01/31/2011	M	0.00	0.00	14.55	193.55	2.05	134.41	0.00	0.00	30.00	302.51	0.00	0.00
166 02/01/2011	O	300.00	0.00	0.00	193.55	0.00	134.41	0.00	0.00	0.00	302.51	0.00	0.00
167 02/28/2011	M	0.00	0.00	15.86	209.41	2.05	136.46	0.00	0.00	30.00	332.51	0.00	0.00
168 03/01/2011	O	300.00	0.00	0.00	209.41	0.00	136.46	0.00	0.00	0.00	332.51	0.00	0.00
169 03/31/2011	M	0.00	0.00	17.17	226.58	2.05	138.51	0.00	0.00	30.00	362.51	0.00	0.00
170 04/01/2011	O	300.00	0.00	0.00	226.58	0.00	138.51	0.00	0.00	0.00	362.51	0.00	0.00
171 04/25/2011	P	0.00	308.61	0.00	226.58	0.00	138.51	0.00	0.00	0.00	362.51	0.00	0.00
172 04/30/2011	M	0.00	0.00	18.48	245.06	0.70	139.21	0.00	0.00	30.00	392.51	0.00	0.00
173 05/01/2011	O	300.00	0.00	0.00	245.06	0.00	139.21	0.00	0.00	0.00	392.51	0.00	0.00
174 05/31/2011	M	0.00	0.00	19.80	264.86	0.70	139.91	0.00	0.00	30.00	422.51	0.00	0.00
175 06/01/2011	O	300.00	0.00	0.00	264.86	0.00	139.91	0.00	0.00	0.00	422.51	0.00	0.00
176 06/30/2011	M	0.00	0.00	21.11	285.97	0.70	140.61	0.00	0.00	30.00	452.51	0.00	0.00
177 07/01/2011	O	300.00	0.00	0.00	285.97	0.00	140.61	0.00	0.00	0.00	452.51	0.00	0.00
178 07/31/2011	M	0.00	0.00	22.42	308.39	0.70	141.31	0.00	0.00	30.00	482.51	0.00	0.00
179 08/01/2011	O	300.00	0.00	0.00	308.39	0.00	141.31	0.00	0.00	0.00	482.51	0.00	0.00
180 08/31/2011	M	0.00	0.00	23.73	332.12	0.70	142.01	0.00	0.00	30.00	512.51	0.00	0.00
181 09/01/2011	O	300.00	0.00	0.00	332.12	0.00	142.01	0.00	0.00	0.00	512.51	0.00	0.00
182 09/30/2011	M	0.00	0.00	25.05	357.17	0.70	142.71	0.00	0.00	30.00	542.51	0.00	0.00
183 10/01/2011	O	300.00	0.00	0.00	357.17	0.00	142.71	0.00	0.00	0.00	542.51	0.00	0.00
184 10/31/2011	M	0.00	0.00	26.36	383.53	0.70	143.41	0.00	0.00	30.00	572.51	0.00	0.00
185 11/01/2011	O	300.00	0.00	0.00	383.53	0.00	143.41	0.00	0.00	0.00	572.51	0.00	0.00

Event Date	Event Type	Current Amount Due	NCP Paid	Unadjudicated Interest (On UA)		Unadjudicated Interest (On AA)		Adjudicated Interest		Unadjudicated Penalty		Adjudicated Penalty			
				Adjust Amount	Running Balance	Adjust Amount	Running Balance	Adjust Amount	Running Balance	Adjust Amount	Running Balance	Adjust Amount	Running Balance	Adjust Amount	Running Balance
186	11/30/2011	M	0.00	0.00	27.67	411.20	0.70	144.11	0.00	0.00	30.00	602.51	0.00	0.00	186
187	12/01/2011	O	300.00	0.00	0.00	411.20	0.00	144.11	0.00	0.00	0.00	602.51	0.00	0.00	187
188	12/31/2011	M	0.00	0.00	28.98	440.18	0.70	144.81	0.00	0.00	30.00	632.51	0.00	0.00	188
189	01/01/2012	O	300.00	0.00	0.00	440.18	0.00	144.81	0.00	0.00	0.00	632.51	0.00	0.00	189
190	01/31/2012	M	0.00	0.00	30.30	470.48	0.70	145.51	0.00	0.00	30.00	662.51	0.00	0.00	190
191	02/01/2012	O	300.00	0.00	0.00	470.48	0.00	145.51	0.00	0.00	0.00	662.51	0.00	0.00	191
192	02/21/2012	P	0.00	439.09	0.00	470.48	0.00	145.51	0.00	0.00	0.00	662.51	0.00	0.00	192
193	02/29/2012	M	0.00	0.00	30.39	500.87	0.00	145.51	0.00	0.00	30.00	692.51	0.00	0.00	193
194	03/01/2012	O	300.00	0.00	0.00	500.87	0.00	145.51	0.00	0.00	0.00	692.51	0.00	0.00	194
195	03/31/2012	M	0.00	0.00	31.70	532.57	0.00	145.51	0.00	0.00	30.00	722.51	0.00	0.00	195
196	04/01/2012	O	300.00	0.00	0.00	532.57	0.00	145.51	0.00	0.00	0.00	722.51	0.00	0.00	196
197	04/30/2012	M	0.00	0.00	33.02	565.59	0.00	145.51	0.00	0.00	30.00	752.51	0.00	0.00	197
198	05/01/2012	O	300.00	0.00	0.00	565.59	0.00	145.51	0.00	0.00	0.00	752.51	0.00	0.00	198
199	05/31/2012	M	0.00	0.00	34.33	599.92	0.00	145.51	0.00	0.00	30.00	782.51	0.00	0.00	199
200	06/01/2012	O	300.00	0.00	0.00	599.92	0.00	145.51	0.00	0.00	0.00	782.51	0.00	0.00	200
201	06/30/2012	M	0.00	0.00	35.64	635.56	0.00	145.51	0.00	0.00	30.00	812.51	0.00	0.00	201
202	07/01/2012	O	300.00	0.00	0.00	635.56	0.00	145.51	0.00	0.00	0.00	812.51	0.00	0.00	202
203	07/31/2012	M	0.00	0.00	36.95	672.51	0.00	145.51	0.00	0.00	30.00	842.51	0.00	0.00	203
204	08/01/2012	O	300.00	0.00	0.00	672.51	0.00	145.51	0.00	0.00	0.00	842.51	0.00	0.00	204
205	08/27/2012	P	0.00	78.46	0.00	672.51	0.00	145.51	0.00	0.00	0.00	842.51	0.00	0.00	205
206	08/27/2012	P	0.00	76.15	0.00	672.51	0.00	145.51	0.00	0.00	0.00	842.51	0.00	0.00	206
207	08/31/2012	M	0.00	0.00	37.59	710.10	0.00	145.51	0.00	0.00	14.54	857.05	0.00	0.00	207
208	09/01/2012	O	300.00	0.00	0.00	710.10	0.00	145.51	0.00	0.00	0.00	857.05	0.00	0.00	208
209	09/12/2012	P	0.00	85.09	0.00	710.10	0.00	145.51	0.00	0.00	0.00	857.05	0.00	0.00	209
210	09/12/2012	P	0.00	87.39	0.00	710.10	0.00	145.51	0.00	0.00	0.00	857.05	0.00	0.00	210
211	09/30/2012	M	0.00	0.00	38.15	748.25	0.00	145.51	0.00	0.00	12.75	869.80	0.00	0.00	211
212	10/01/2012	O	300.00	0.00	0.00	748.25	0.00	145.51	0.00	0.00	0.00	869.80	0.00	0.00	212
213	10/31/2012	M	0.00	0.00	39.46	787.71	0.00	145.51	0.00	0.00	30.00	899.80	0.00	0.00	213
214	11/01/2012	O	300.00	0.00	0.00	787.71	0.00	145.51	0.00	0.00	0.00	899.80	0.00	0.00	214
215	11/30/2012	M	0.00	0.00	40.77	828.48	0.00	145.51	0.00	0.00	30.00	929.80	0.00	0.00	215
216	12/01/2012	O	300.00	0.00	0.00	828.48	0.00	145.51	0.00	0.00	0.00	929.80	0.00	0.00	216
217	12/31/2012	M	0.00	0.00	42.08	870.56	0.00	145.51	0.00	0.00	30.00	959.80	0.00	0.00	217
218	01/01/2013	O	300.00	0.00	0.00	870.56	0.00	145.51	0.00	0.00	0.00	959.80	0.00	0.00	218

Event Date	Event Type	Current Amount Due	NCP Paid	Unadjudicated Interest (On UA)		Unadjudicated Interest (On AA)		Adjudicated Interest		Unadjudicated Penalty		Adjudicated Penalty			
				Adjust Amount	Running Balance	Adjust Amount	Running Balance	Adjust Amount	Running Balance	Adjust Amount	Running Balance	Adjust Amount	Running Balance	Adjust Amount	Running Balance
219	01/31/2013	M	0.00	0.00	43.40	913.96	0.00	145.51	0.00	0.00	30.00	989.80	0.00	0.00	219
220	02/01/2013	O	300.00	0.00	0.00	913.96	0.00	145.51	0.00	0.00	0.00	989.80	0.00	0.00	220
221	02/28/2013	M	0.00	0.00	44.71	958.67	0.00	145.51	0.00	0.00	30.00	1019.80	0.00	0.00	221
222	03/01/2013	O	300.00	0.00	0.00	958.67	0.00	145.51	0.00	0.00	0.00	1019.80	0.00	0.00	222
223	03/06/2013	P	0.00	150.00	0.00	958.67	0.00	145.51	0.00	0.00	0.00	1019.80	0.00	0.00	223
224	03/22/2013	P	0.00	96.97	0.00	958.67	0.00	145.51	0.00	0.00	0.00	1019.80	0.00	0.00	224
225	03/31/2013	M	0.00	0.00	44.94	1003.61	0.00	145.51	0.00	0.00	5.30	1025.10	0.00	0.00	225
226	04/01/2013	O	300.00	0.00	0.00	1003.61	0.00	145.51	0.00	0.00	0.00	1025.10	0.00	0.00	226
227	04/05/2013	P	0.00	147.27	0.00	1003.61	0.00	145.51	0.00	0.00	0.00	1025.10	0.00	0.00	227
228	04/19/2013	P	0.00	68.47	0.00	1003.61	0.00	145.51	0.00	0.00	0.00	1025.10	0.00	0.00	228
229	04/29/2013	P	0.00	152.48	0.00	1003.61	0.00	145.51	0.00	0.00	0.00	1025.10	0.00	0.00	229
230	04/30/2013	M	0.00	0.00	44.64	1048.25	0.00	145.51	0.00	0.00	0.00	1025.10	0.00	0.00	230
231	05/01/2013	O	300.00	0.00	0.00	1048.25	0.00	145.51	0.00	0.00	0.00	1025.10	0.00	0.00	231
232	05/29/2013	P	0.00	150.00	0.00	1048.25	0.00	145.51	0.00	0.00	0.00	1025.10	0.00	0.00	232
233	05/31/2013	M	0.00	0.00	45.30	1093.55	0.00	145.51	0.00	0.00	15.00	1040.10	0.00	0.00	233
234	06/01/2013	O	300.00	0.00	0.00	1093.55	0.00	145.51	0.00	0.00	0.00	1040.10	0.00	0.00	234
235	06/25/2013	P	0.00	150.00	0.00	1093.55	0.00	145.51	0.00	0.00	0.00	1040.10	0.00	0.00	235
236	06/30/2013	M	0.00	0.00	45.96	1139.51	0.00	145.51	0.00	0.00	15.00	1055.10	0.00	0.00	236
237	07/01/2013	O	300.00	0.00	0.00	1139.51	0.00	145.51	0.00	0.00	0.00	1055.10	0.00	0.00	237
238	07/20/2013	P	0.00	150.00	0.00	1139.51	0.00	145.51	0.00	0.00	0.00	1055.10	0.00	0.00	238
239	07/25/2013	P	0.00	155.27	0.00	1139.51	0.00	145.51	0.00	0.00	0.00	1055.10	0.00	0.00	239
240	07/31/2013	M	0.00	0.00	45.93	1185.44	0.00	145.51	0.00	0.00	0.00	1055.10	0.00	0.00	240
241	08/01/2013	O	300.00	0.00	0.00	1185.44	0.00	145.51	0.00	0.00	0.00	1055.10	0.00	0.00	241
242	08/08/2013	P	0.00	154.61	0.00	1185.44	0.00	145.51	0.00	0.00	0.00	1055.10	0.00	0.00	242
243	08/22/2013	P	0.00	155.94	0.00	1185.44	0.00	145.51	0.00	0.00	0.00	1055.10	0.00	0.00	243
244	08/31/2013	M	0.00	0.00	45.89	1231.33	0.00	145.51	0.00	0.00	0.00	1055.10	0.00	0.00	244
245	09/01/2013	O	300.00	0.00	0.00	1231.33	0.00	145.51	0.00	0.00	0.00	1055.10	0.00	0.00	245
246	09/10/2013	P	0.00	154.61	0.00	1231.33	0.00	145.51	0.00	0.00	0.00	1055.10	0.00	0.00	246
247	09/19/2013	P	0.00	155.94	0.00	1231.33	0.00	145.51	0.00	0.00	0.00	1055.10	0.00	0.00	247
248	09/30/2013	M	0.00	0.00	45.84	1277.17	0.00	145.51	0.00	0.00	0.00	1055.10	0.00	0.00	248
249	10/01/2013	O	300.00	0.00	0.00	1277.17	0.00	145.51	0.00	0.00	0.00	1055.10	0.00	0.00	249
250	10/03/2013	P	0.00	154.61	0.00	1277.17	0.00	145.51	0.00	0.00	0.00	1055.10	0.00	0.00	250
251	10/31/2013	M	0.00	0.00	46.48	1323.65	0.00	145.51	0.00	0.00	14.54	1069.64	0.00	0.00	251

Event Date	Event Type	Current Amount Due	NCP Paid	Unadjudicated Interest (On UA)		Unadjudicated Interest (On AA)		Adjudicated Interest		Unadjudicated Penalty		Adjudicated Penalty		
				Adjust Amount	Running Balance	Adjust Amount	Running Balance	Adjust Amount	Running Balance	Adjust Amount	Running Balance	Adjust Amount	Running Balance	Adjust Amount
252	11/01/2013	O	300.00	0.00	1323.65	0.00	145.51	0.00	0.00	0.00	1069.64	0.00	0.00	252
253	11/30/2013	M	0.00	0.00	1371.44	0.00	145.51	0.00	0.00	0.00	1099.64	0.00	0.00	253
254	12/01/2013	O	300.00	0.00	1371.44	0.00	145.51	0.00	0.00	0.00	1099.64	0.00	0.00	254
255	12/31/2013	M	0.00	0.00	1420.54	0.00	145.51	0.00	0.00	0.00	1129.64	0.00	0.00	255
256	01/01/2014	O	300.00	0.00	1420.54	0.00	145.51	0.00	0.00	0.00	1129.64	0.00	0.00	256
257	01/31/2014	M	0.00	0.00	1470.95	0.00	145.51	0.00	0.00	0.00	1159.64	0.00	0.00	257
258	02/01/2014	O	300.00	0.00	1470.95	0.00	145.51	0.00	0.00	0.00	1159.64	0.00	0.00	258
259	02/28/2014	M	0.00	0.00	1522.68	0.00	145.51	0.00	0.00	0.00	1189.64	0.00	0.00	259
260	03/01/2014	O	300.00	0.00	1522.68	0.00	145.51	0.00	0.00	0.00	1189.64	0.00	0.00	260
261	03/31/2014	M	0.00	0.00	1575.72	0.00	145.51	0.00	0.00	0.00	1219.64	0.00	0.00	261
262	04/01/2014	O	300.00	0.00	1575.72	0.00	145.51	0.00	0.00	0.00	1219.64	0.00	0.00	262
263	04/30/2014	M	0.00	0.00	1630.07	0.00	145.51	0.00	0.00	0.00	1249.64	0.00	0.00	263
264	05/01/2014	O	300.00	0.00	1630.07	0.00	145.51	0.00	0.00	0.00	1249.64	0.00	0.00	264
265	05/31/2014	M	0.00	0.00	1685.73	0.00	145.51	0.00	0.00	0.00	1279.64	0.00	0.00	265
266	06/01/2014	O	300.00	0.00	1685.73	0.00	145.51	0.00	0.00	0.00	1279.64	0.00	0.00	266
267	06/30/2014	M	0.00	0.00	1742.71	0.00	145.51	0.00	0.00	0.00	1309.64	0.00	0.00	267
268	07/01/2014	O	300.00	0.00	1742.71	0.00	145.51	0.00	0.00	0.00	1309.64	0.00	0.00	268
269	07/31/2014	M	0.00	0.00	1801.00	0.00	145.51	0.00	0.00	0.00	1339.64	0.00	0.00	269
270	08/01/2014	O	300.00	0.00	1801.00	0.00	145.51	0.00	0.00	0.00	1339.64	0.00	0.00	270
271	08/31/2014	M	0.00	0.00	1860.60	0.00	145.51	0.00	0.00	0.00	1369.64	0.00	0.00	271
272	09/01/2014	O	300.00	0.00	1860.60	0.00	145.51	0.00	0.00	0.00	1369.64	0.00	0.00	272
273	09/30/2014	M	0.00	0.00	1921.51	0.00	145.51	0.00	0.00	0.00	1399.64	0.00	0.00	273
274	10/01/2014	O	300.00	0.00	1921.51	0.00	145.51	0.00	0.00	0.00	1399.64	0.00	0.00	274
275	10/31/2014	M	0.00	0.00	1983.74	0.00	145.51	0.00	0.00	0.00	1429.64	0.00	0.00	275
276	11/01/2014	O	300.00	0.00	1983.74	0.00	145.51	0.00	0.00	0.00	1429.64	0.00	0.00	276
277	11/04/2014	P	0.00	107.92	1983.74	0.00	145.51	0.00	0.00	0.00	1429.64	0.00	0.00	277
278	11/18/2014	P	0.00	109.92	1983.74	0.00	145.51	0.00	0.00	0.00	1429.64	0.00	0.00	278
279	11/30/2014	M	0.00	0.00	2046.33	0.00	145.51	0.00	0.00	0.00	1437.86	0.00	0.00	279
280	12/01/2014	O	300.00	0.00	2046.33	0.00	145.51	0.00	0.00	0.00	1437.86	0.00	0.00	280
281	12/04/2014	P	0.00	69.34	2046.33	0.00	145.51	0.00	0.00	0.00	1437.86	0.00	0.00	281
282	12/12/2014	P	0.00	83.21	2046.33	0.00	145.51	0.00	0.00	0.00	1437.86	0.00	0.00	282
283	12/30/2014	P	0.00	60.14	2046.33	0.00	145.51	0.00	0.00	0.00	1437.86	0.00	0.00	283
284	12/31/2014	M	0.00	0.00	2109.30	0.00	145.51	0.00	0.00	0.00	1446.59	0.00	0.00	284

Event Date	Event Type	Current Amount Due	NCP Paid	Unadjudicated Interest (On UA)		Unadjudicated Interest (On AA)		Adjudicated Interest		Unadjudicated Penalty		Adjudicated Penalty		
				Adjust Amount	Running Balance	Adjust Amount	Running Balance	Adjust Amount	Running Balance	Adjust Amount	Running Balance	Adjust Amount	Running Balance	
285	01/01/2015	O	300.00	0.00	2109.30	0.00	145.51	0.00	0.00	0.00	1446.59	0.00	0.00	285
286	01/12/2015	P	0.00	61.24	2109.30	0.00	145.51	0.00	0.00	0.00	1446.59	0.00	0.00	286
287	01/28/2015	P	0.00	86.55	2109.30	0.00	145.51	0.00	0.00	0.00	1446.59	0.00	0.00	287
288	01/31/2015	M	0.00	0.00	2172.93	63.63	145.51	0.00	0.00	15.22	1461.81	0.00	0.00	288
289	02/01/2015	O	300.00	0.00	2172.93	0.00	145.51	0.00	0.00	0.00	1461.81	0.00	0.00	289
290	02/10/2015	P	0.00	77.46	2172.93	0.00	145.51	0.00	0.00	0.00	1461.81	0.00	0.00	290
291	02/24/2015	P	0.00	54.96	2172.93	0.00	145.51	0.00	0.00	0.00	1461.81	0.00	0.00	291
292	02/28/2015	M	0.00	0.00	2237.30	64.37	145.51	0.00	0.00	16.76	1478.57	0.00	0.00	292
293	03/01/2015	O	300.00	0.00	2237.30	0.00	145.51	0.00	0.00	0.00	1478.57	0.00	0.00	293
294	03/09/2015	P	0.00	83.86	2237.30	0.00	145.51	0.00	0.00	0.00	1478.57	0.00	0.00	294
295	03/23/2015	P	0.00	75.06	2237.30	0.00	145.51	0.00	0.00	0.00	1478.57	0.00	0.00	295
296	03/31/2015	M	0.00	0.00	2302.28	64.98	145.51	0.00	0.00	14.11	1492.68	0.00	0.00	296
297	04/01/2015	O	300.00	0.00	2302.28	0.00	145.51	0.00	0.00	0.00	1492.68	0.00	0.00	297
298	04/06/2015	P	0.00	98.17	2302.28	0.00	145.51	0.00	0.00	0.00	1492.68	0.00	0.00	298
299	04/20/2015	P	0.00	101.86	2302.28	0.00	145.51	0.00	0.00	0.00	1492.68	0.00	0.00	299
300	04/30/2015	M	0.00	0.00	2367.70	65.42	145.51	0.00	0.00	10.00	1502.68	0.00	0.00	300
301	05/01/2015	O	300.00	0.00	2367.70	0.00	145.51	0.00	0.00	0.00	1502.68	0.00	0.00	301
302	05/04/2015	P	0.00	84.80	2367.70	0.00	145.51	0.00	0.00	0.00	1502.68	0.00	0.00	302
303	05/18/2015	P	0.00	90.74	2367.70	0.00	145.51	0.00	0.00	0.00	1502.68	0.00	0.00	303
304	05/31/2015	M	0.00	0.00	2433.67	65.97	145.51	0.00	0.00	12.45	1515.13	0.00	0.00	304
305	06/01/2015	O	300.00	0.00	2433.67	0.00	145.51	0.00	0.00	0.00	1515.13	0.00	0.00	305
306	06/01/2015	P	0.00	86.19	2433.67	0.00	145.51	0.00	0.00	0.00	1515.13	0.00	0.00	306
307	06/15/2015	P	0.00	85.17	2433.67	0.00	145.51	0.00	0.00	0.00	1515.13	0.00	0.00	307
308	06/29/2015	P	0.00	72.14	2433.67	0.00	145.51	0.00	0.00	0.00	1515.13	0.00	0.00	308
309	06/30/2015	M	0.00	0.00	2499.88	66.21	145.51	0.00	0.00	5.65	1520.78	0.00	0.00	309
310	07/01/2015	O	300.00	0.00	2499.88	0.00	145.51	0.00	0.00	0.00	1520.78	0.00	0.00	310
311	07/13/2015	P	0.00	118.16	2499.88	0.00	145.51	0.00	0.00	0.00	1520.78	0.00	0.00	311
312	07/27/2015	P	0.00	27.12	2499.88	0.00	145.51	0.00	0.00	0.00	1520.78	0.00	0.00	312
313	07/31/2015	M	0.00	0.00	2566.77	66.89	145.51	0.00	0.00	15.47	1536.25	0.00	0.00	313
314	08/01/2015	O	300.00	0.00	2566.77	0.00	145.51	0.00	0.00	0.00	1536.25	0.00	0.00	314
315	08/31/2015	M	0.00	0.00	2634.97	68.20	145.51	0.00	0.00	30.00	1566.25	0.00	0.00	315
316	09/01/2015	O	300.00	0.00	2634.97	0.00	145.51	0.00	0.00	0.00	1566.25	0.00	0.00	316
317	09/30/2015	M	0.00	0.00	2704.49	69.52	145.51	0.00	0.00	30.00	1596.25	0.00	0.00	317

Event Date	Event Type	Current Amount Due	NCP Paid	Unadjudicated Interest (On UA)		Unadjudicated Interest (On AA)		Adjudicated Interest		Unadjudicated Penalty		Adjudicated Penalty		
				Adjust Amount	Running Balance	Adjust Amount	Running Balance	Adjust Amount	Running Balance	Adjust Amount	Running Balance	Adjust Amount	Running Balance	
318 10/01/2015	O	300.00	0.00	0.00	2704.49	0.00	145.51	0.00	0.00	0.00	1596.25	0.00	0.00	318
319 10/31/2015	M	0.00	0.00	70.83	2775.32	0.00	145.51	0.00	0.00	0.00	1626.25	0.00	0.00	319
320 11/01/2015	O	300.00	0.00	0.00	2775.32	0.00	145.51	0.00	0.00	0.00	1626.25	0.00	0.00	320
321 11/30/2015	M	0.00	0.00	72.14	2847.46	0.00	145.51	0.00	0.00	0.00	1656.25	0.00	0.00	321
322 12/01/2015	O	300.00	0.00	0.00	2847.46	0.00	145.51	0.00	0.00	0.00	1656.25	0.00	0.00	322
323 12/31/2015	M	0.00	0.00	73.45	2920.91	0.00	145.51	0.00	0.00	0.00	1686.25	0.00	0.00	323
324 01/01/2016	O	300.00	0.00	0.00	2920.91	0.00	145.51	0.00	0.00	0.00	1686.25	0.00	0.00	324
325 01/31/2016	M	0.00	0.00	78.33	2999.24	0.00	145.51	0.00	0.00	0.00	1716.25	0.00	0.00	325
326 02/01/2016	O	300.00	0.00	0.00	2999.24	0.00	145.51	0.00	0.00	0.00	1716.25	0.00	0.00	326
327 02/29/2016	M	0.00	0.00	79.70	3078.94	0.00	145.51	0.00	0.00	0.00	1746.25	0.00	0.00	327
328 03/01/2016	O	300.00	0.00	0.00	3078.94	0.00	145.51	0.00	0.00	0.00	1746.25	0.00	0.00	328
329 03/15/2016	P	0.00	154.61	0.00	3078.94	0.00	145.51	0.00	0.00	0.00	1746.25	0.00	0.00	329
330 03/31/2016	M	0.00	0.00	80.37	3159.31	0.00	145.51	0.00	0.00	0.00	1760.79	0.00	0.00	330
331 04/01/2016	O	300.00	0.00	0.00	3159.31	0.00	145.51	0.00	0.00	0.00	1760.79	0.00	0.00	331
332 04/05/2016	P	0.00	76.15	0.00	3159.31	0.00	145.51	0.00	0.00	0.00	1760.79	0.00	0.00	332
333 04/05/2016	P	0.00	78.46	0.00	3159.31	0.00	145.51	0.00	0.00	0.00	1760.79	0.00	0.00	333
334 04/19/2016	P	0.00	76.16	0.00	3159.31	0.00	145.51	0.00	0.00	0.00	1760.79	0.00	0.00	334
335 04/19/2016	P	0.00	76.61	0.00	3159.31	0.00	145.51	0.00	0.00	0.00	1760.79	0.00	0.00	335
336 04/30/2016	M	0.00	0.00	80.33	3239.64	0.00	145.51	0.00	0.00	0.00	1760.79	0.00	0.00	336
337 05/01/2016	O	300.00	0.00	0.00	3239.64	0.00	145.51	0.00	0.00	0.00	1760.79	0.00	0.00	337
338 05/31/2016	M	0.00	0.00	81.71	3321.35	0.00	145.51	0.00	0.00	0.00	1790.79	0.00	0.00	338
339 06/01/2016	O	300.00	0.00	0.00	3321.35	0.00	145.51	0.00	0.00	0.00	1790.79	0.00	0.00	339
340 06/30/2016	M	0.00	0.00	83.08	3404.43	0.00	145.51	0.00	0.00	0.00	1820.79	0.00	0.00	340
341 07/01/2016	O	300.00	0.00	0.00	3404.43	0.00	145.51	0.00	0.00	0.00	1820.79	0.00	0.00	341
342 07/31/2016	M	0.00	0.00	84.46	3488.89	0.00	145.51	0.00	0.00	0.00	1850.79	0.00	0.00	342
343 08/01/2016	O	300.00	0.00	0.00	3488.89	0.00	145.51	0.00	0.00	0.00	1850.79	0.00	0.00	343
344 08/31/2016	M	0.00	0.00	85.83	3574.72	0.00	145.51	0.00	0.00	0.00	1880.79	0.00	0.00	344
345 09/01/2016	O	300.00	0.00	0.00	3574.72	0.00	145.51	0.00	0.00	0.00	1880.79	0.00	0.00	345
346 09/30/2016	M	0.00	0.00	87.21	3661.93	0.00	145.51	0.00	0.00	0.00	1910.79	0.00	0.00	346
347 10/01/2016	O	300.00	0.00	0.00	3661.93	0.00	145.51	0.00	0.00	0.00	1910.79	0.00	0.00	347
348 10/31/2016	P	0.00	154.61	0.00	3661.93	0.00	145.51	0.00	0.00	0.00	1910.79	0.00	0.00	348
349 10/31/2016	M	0.00	0.00	87.87	3749.80	0.00	145.51	0.00	0.00	0.00	1925.33	0.00	0.00	349
350 11/01/2016	O	300.00	0.00	0.00	3749.80	0.00	145.51	0.00	0.00	0.00	1925.33	0.00	0.00	350

Event Date	Event Type	Current Amount Due	NCP Paid	Unadjudicated Interest (On UA)		Unadjudicated Interest (On AA)		Adjudicated Interest		Unadjudicated Penalty		Adjudicated Penalty		
				Adjust Amount	Running Balance	Adjust Amount	Running Balance	Adjust Amount	Running Balance	Adjust Amount	Running Balance	Adjust Amount	Running Balance	
351 11/14/2016	P	0.00	76.15	0.00	3749.80	0.00	145.51	0.00	0.00	0.00	1925.33	0.00	0.00	351
352 11/14/2016	P	0.00	78.46	0.00	3749.80	0.00	145.51	0.00	0.00	0.00	1925.33	0.00	0.00	352
353 11/28/2016	P	0.00	78.46	0.00	3749.80	0.00	145.51	0.00	0.00	0.00	1925.33	0.00	0.00	353
354 11/28/2016	P	0.00	74.31	0.00	3749.80	0.00	145.51	0.00	0.00	0.00	1925.33	0.00	0.00	354
355 11/30/2016	M	0.00	0.00	87.84	3837.64	0.00	145.51	0.00	0.00	0.00	1925.33	0.00	0.00	355
356 12/01/2016	O	300.00	0.00	0.00	3837.64	0.00	145.51	0.00	0.00	0.00	1925.33	0.00	0.00	356
357 12/12/2016	P	0.00	154.61	0.00	3837.64	0.00	145.51	0.00	0.00	0.00	1925.33	0.00	0.00	357
358 12/23/2016	P	0.00	152.77	0.00	3837.64	0.00	145.51	0.00	0.00	0.00	1925.33	0.00	0.00	358
359 12/31/2016	M	0.00	0.00	87.81	3925.45	0.00	145.51	0.00	0.00	0.00	1925.33	0.00	0.00	359
360 01/01/2017	O	300.00	0.00	0.00	3925.45	0.00	145.51	0.00	0.00	0.00	1925.33	0.00	0.00	360
361 01/09/2017	P	0.00	76.15	0.00	3925.45	0.00	145.51	0.00	0.00	0.00	1925.33	0.00	0.00	361
362 01/09/2017	P	0.00	78.46	0.00	3925.45	0.00	145.51	0.00	0.00	0.00	1925.33	0.00	0.00	362
363 01/23/2017	P	0.00	152.77	0.00	3925.45	0.00	145.51	0.00	0.00	0.00	1925.33	0.00	0.00	363
364 01/31/2017	M	0.00	0.00	91.76	4017.21	0.00	145.51	0.00	0.00	0.00	1925.33	0.00	0.00	364
365 02/01/2017	O	300.00	0.00	0.00	4017.21	0.00	145.51	0.00	0.00	0.00	1925.33	0.00	0.00	365
366 02/06/2017	P	0.00	154.61	0.00	4017.21	0.00	145.51	0.00	0.00	0.00	1925.33	0.00	0.00	366
367 02/21/2017	P	0.00	78.46	0.00	4017.21	0.00	145.51	0.00	0.00	0.00	1925.33	0.00	0.00	367
368 02/21/2017	P	0.00	74.31	0.00	4017.21	0.00	145.51	0.00	0.00	0.00	1925.33	0.00	0.00	368
369 02/28/2017	M	0.00	0.00	91.73	4108.94	0.00	145.51	0.00	0.00	0.00	1925.33	0.00	0.00	369
370 03/01/2017	O	300.00	0.00	0.00	4108.94	0.00	145.51	0.00	0.00	0.00	1925.33	0.00	0.00	370
371 03/03/2017	P	0.00	154.61	0.00	4108.94	0.00	145.51	0.00	0.00	0.00	1925.33	0.00	0.00	371
372 03/20/2017	P	0.00	76.16	0.00	4108.94	0.00	145.51	0.00	0.00	0.00	1925.33	0.00	0.00	372
373 03/20/2017	P	0.00	76.61	0.00	4108.94	0.00	145.51	0.00	0.00	0.00	1925.33	0.00	0.00	373
374 03/31/2017	M	0.00	0.00	91.69	4200.63	0.00	145.51	0.00	0.00	0.00	1925.33	0.00	0.00	374
375 04/01/2017	O	300.00	0.00	0.00	4200.63	0.00	145.51	0.00	0.00	0.00	1925.33	0.00	0.00	375
376 04/03/2017	P	0.00	154.61	0.00	4200.63	0.00	145.51	0.00	0.00	0.00	1925.33	0.00	0.00	376
377 04/30/2017	M	0.00	0.00	92.39	4293.02	0.00	145.51	0.00	0.00	0.00	1939.87	0.00	0.00	377
378 05/01/2017	O	300.00	0.00	0.00	4293.02	0.00	145.51	0.00	0.00	0.00	1939.87	0.00	0.00	378
379 05/16/2017	P	0.00	427.17	0.00	4293.02	0.00	145.51	0.00	0.00	0.00	1939.87	0.00	0.00	379
380 05/31/2017	M	0.00	0.00	91.78	4384.80	0.00	145.51	0.00	0.00	0.00	1939.87	0.00	0.00	380
381 06/01/2017	O	300.00	0.00	0.00	4384.80	0.00	145.51	0.00	0.00	0.00	1939.87	0.00	0.00	381
382 06/05/2017	P	0.00	76.15	0.00	4384.80	0.00	145.51	0.00	0.00	0.00	1939.87	0.00	0.00	382
383 06/05/2017	P	0.00	78.46	0.00	4384.80	0.00	145.51	0.00	0.00	0.00	1939.87	0.00	0.00	383

Event Date	Event Type	Current Amount Due	NCP Paid	Unadjudicated Interest (On UA)		Unadjudicated Interest (On AA)		Adjudicated Interest		Unadjudicated Penalty		Adjudicated Penalty		
				Adjust Amount	Running Balance	Adjust Amount	Running Balance	Adjust Amount	Running Balance	Adjust Amount	Running Balance	Adjust Amount	Running Balance	Adjust Amount
384	06/19/2017	P	0.00	76.16	0.00	4384.80	0.00	145.51	0.00	0.00	1939.87	0.00	0.00	384
385	06/19/2017	P	0.00	76.61	0.00	4384.80	0.00	145.51	0.00	0.00	1939.87	0.00	0.00	385
386	06/30/2017	M	0.00	0.00	91.74	4476.54	0.00	145.51	0.00	0.00	1939.87	0.00	0.00	386
387	07/01/2017	O	300.00	0.00	0.00	4476.54	0.00	145.51	0.00	0.00	1939.87	0.00	0.00	387
388	07/03/2017	P	0.00	76.15	0.00	4476.54	0.00	145.51	0.00	0.00	1939.87	0.00	0.00	388
389	07/03/2017	P	0.00	78.46	0.00	4476.54	0.00	145.51	0.00	0.00	1939.87	0.00	0.00	389
390	07/17/2017	P	0.00	76.16	0.00	4476.54	0.00	145.51	0.00	0.00	1939.87	0.00	0.00	390
391	07/17/2017	P	0.00	76.61	0.00	4476.54	0.00	145.51	0.00	0.00	1939.87	0.00	0.00	391
392	07/31/2017	P	0.00	59.71	0.00	4476.54	0.00	145.51	0.00	0.00	1939.87	0.00	0.00	392
393	07/31/2017	P	0.00	60.07	0.00	4476.54	0.00	145.51	0.00	0.00	1939.87	0.00	0.00	393
394	07/31/2017	M	0.00	0.00	99.06	4575.60	0.00	145.51	0.00	0.00	1939.87	0.00	0.00	394
395	08/01/2017	O	300.00	0.00	0.00	4575.60	0.00	145.51	0.00	0.00	1939.87	0.00	0.00	395
396	08/14/2017	P	0.00	76.15	0.00	4575.60	0.00	145.51	0.00	0.00	1939.87	0.00	0.00	396
397	08/14/2017	P	0.00	78.46	0.00	4575.60	0.00	145.51	0.00	0.00	1939.87	0.00	0.00	397
398	08/28/2017	P	0.00	76.16	0.00	4575.60	0.00	145.51	0.00	0.00	1939.87	0.00	0.00	398
399	08/28/2017	P	0.00	76.61	0.00	4575.60	0.00	145.51	0.00	0.00	1939.87	0.00	0.00	399
400	08/31/2017	M	0.00	0.00	99.02	4674.62	0.00	145.51	0.00	0.00	1939.87	0.00	0.00	400
401	09/01/2017	O	300.00	0.00	0.00	4674.62	0.00	145.51	0.00	0.00	1939.87	0.00	0.00	401
402	09/11/2017	P	0.00	76.15	0.00	4674.62	0.00	145.51	0.00	0.00	1939.87	0.00	0.00	402
403	09/11/2017	P	0.00	78.46	0.00	4674.62	0.00	145.51	0.00	0.00	1939.87	0.00	0.00	403
404	09/25/2017	P	0.00	76.16	0.00	4674.62	0.00	145.51	0.00	0.00	1939.87	0.00	0.00	404
405	09/25/2017	P	0.00	76.61	0.00	4674.62	0.00	145.51	0.00	0.00	1939.87	0.00	0.00	405
406	09/30/2017	M	0.00	0.00	98.98	4773.60	0.00	145.51	0.00	0.00	1939.87	0.00	0.00	406
407	10/01/2017	O	300.00	0.00	0.00	4773.60	0.00	145.51	0.00	0.00	1939.87	0.00	0.00	407
408	10/09/2017	P	0.00	46.30	0.00	4773.60	0.00	145.51	0.00	0.00	1939.87	0.00	0.00	408
409	10/09/2017	P	0.00	47.70	0.00	4773.60	0.00	145.51	0.00	0.00	1939.87	0.00	0.00	409
410	10/31/2017	M	0.00	0.00	100.06	4873.66	0.00	145.51	0.00	0.00	1939.87	0.00	0.00	410
411	11/01/2017	O	300.00	0.00	0.00	4873.66	0.00	145.51	0.00	0.00	1939.87	0.00	0.00	411
412	11/30/2017	M	0.00	0.00	101.62	4975.28	0.00	145.51	0.00	0.00	1939.87	0.00	0.00	412
413	12/01/2017	O	300.00	0.00	0.00	4975.28	0.00	145.51	0.00	0.00	1939.87	0.00	0.00	413
414	12/31/2017	M	0.00	0.00	103.18	5078.46	0.00	145.51	0.00	0.00	1939.87	0.00	0.00	414
415	01/01/2018	O	300.00	0.00	0.00	5078.46	0.00	145.51	0.00	0.00	1939.87	0.00	0.00	415
416	01/31/2018	M	0.00	0.00	108.93	5187.39	0.00	145.51	0.00	0.00	1939.87	0.00	0.00	416

Event Date	Event Type	Current Amount Due	NCP Paid	Unadjudicated Interest (On UA)		Unadjudicated Interest (On AA)		Adjudicated Interest		Unadjudicated Penalty		Adjudicated Penalty		
				Adjust Amount	Running Balance	Adjust Amount	Running Balance	Adjust Amount	Running Balance	Adjust Amount	Running Balance	Adjust Amount	Running Balance	
417 02/01/2018	O	300.00	0.00	0.00	5187.39	0.00	145.51	0.00	0.00	0.00	2050.47	0.00	0.00	417
418 02/28/2018	M	0.00	0.00	110.56	5297.95	0.00	145.51	0.00	0.00	0.00	2080.47	0.00	0.00	418
419 03/01/2018	O	300.00	0.00	0.00	5297.95	0.00	145.51	0.00	0.00	0.00	2080.47	0.00	0.00	419
420 03/31/2018	M	0.00	0.00	112.18	5410.13	0.00	145.51	0.00	0.00	0.00	2110.47	0.00	0.00	420
421 04/01/2018	O	300.00	0.00	0.00	5410.13	0.00	145.51	0.00	0.00	0.00	2110.47	0.00	0.00	421
422 04/16/2018	P	0.00	3.46	0.00	5410.13	0.00	145.51	0.00	0.00	0.00	2110.47	0.00	0.00	422
423 04/23/2018	P	0.00	3.46	0.00	5410.13	0.00	145.51	0.00	0.00	0.00	2110.47	0.00	0.00	423
424 04/23/2018	P	0.00	39.23	0.00	5410.13	0.00	145.51	0.00	0.00	0.00	2110.47	0.00	0.00	424
425 04/23/2018	P	0.00	38.07	0.00	5410.13	0.00	145.51	0.00	0.00	0.00	2110.47	0.00	0.00	425
426 04/30/2018	P	0.00	3.46	0.00	5410.13	0.00	145.51	0.00	0.00	0.00	2110.47	0.00	0.00	426
427 04/30/2018	P	0.00	39.23	0.00	5410.13	0.00	145.51	0.00	0.00	0.00	2110.47	0.00	0.00	427
428 04/30/2018	P	0.00	38.08	0.00	5410.13	0.00	145.51	0.00	0.00	0.00	2110.47	0.00	0.00	428
429 04/30/2018	M	0.00	0.00	112.91	5523.04	0.00	145.51	0.00	0.00	0.00	2123.97	0.00	0.00	429
430 05/01/2018	O	300.00	0.00	0.00	5523.04	0.00	145.51	0.00	0.00	0.00	2123.97	0.00	0.00	430
431 05/07/2018	P	0.00	18.95	0.00	5523.04	0.00	145.51	0.00	0.00	0.00	2123.97	0.00	0.00	431
432 05/07/2018	P	0.00	18.40	0.00	5523.04	0.00	145.51	0.00	0.00	0.00	2123.97	0.00	0.00	432
433 05/31/2018	M	0.00	0.00	114.34	5637.38	0.00	145.51	0.00	0.00	0.00	2150.23	0.00	0.00	433
434 06/01/2018	O	300.00	0.00	0.00	5637.38	0.00	145.51	0.00	0.00	0.00	2150.23	0.00	0.00	434
435 06/30/2018	M	0.00	0.00	115.96	5753.34	0.00	145.51	0.00	0.00	0.00	2180.23	0.00	0.00	435
436 07/01/2018	O	300.00	0.00	0.00	5753.34	0.00	145.51	0.00	0.00	0.00	2180.23	0.00	0.00	436
437 07/31/2018	M	0.00	0.00	126.63	5879.97	0.00	145.51	0.00	0.00	0.00	2210.23	0.00	0.00	437
438 08/01/2018	O	300.00	0.00	0.00	5879.97	0.00	145.51	0.00	0.00	0.00	2210.23	0.00	0.00	438
439 08/31/2018	M	0.00	0.00	128.38	6008.35	0.00	145.51	0.00	0.00	0.00	2240.23	0.00	0.00	439
440 09/01/2018	O	300.00	0.00	0.00	6008.35	0.00	145.51	0.00	0.00	0.00	2240.23	0.00	0.00	440
441 09/30/2018	M	0.00	0.00	130.13	6138.48	0.00	145.51	0.00	0.00	0.00	2270.23	0.00	0.00	441
442 10/01/2018	O	300.00	0.00	0.00	6138.48	0.00	145.51	0.00	0.00	0.00	2270.23	0.00	0.00	442
443 10/31/2018	M	0.00	0.00	131.88	6270.36	0.00	145.51	0.00	0.00	0.00	2300.23	0.00	0.00	443
444 11/01/2018	O	300.00	0.00	0.00	6270.36	0.00	145.51	0.00	0.00	0.00	2300.23	0.00	0.00	444
445 11/30/2018	M	0.00	0.00	133.63	6403.99	0.00	145.51	0.00	0.00	0.00	2330.23	0.00	0.00	445
446 12/01/2018	O	300.00	0.00	0.00	6403.99	0.00	145.51	0.00	0.00	0.00	2330.23	0.00	0.00	446
447 12/31/2018	M	0.00	0.00	135.38	6539.37	0.00	145.51	0.00	0.00	0.00	2360.23	0.00	0.00	447
448 01/01/2019	O	300.00	0.00	0.00	6539.37	0.00	145.51	0.00	0.00	0.00	2360.23	0.00	0.00	448
449 01/31/2019	M	0.00	0.00	146.93	6686.30	0.00	145.51	0.00	0.00	0.00	2390.23	0.00	0.00	449

Event Date	Event Type	Current Amount Due	NCP Paid	Unadjudicated Interest (On UA)		Unadjudicated Interest (On AA)		Adjudicated Interest		Unadjudicated Penalty		Adjudicated Penalty			
				Adjust Amount	Running Balance	Adjust Amount	Running Balance	Adjust Amount	Running Balance	Adjust Amount	Running Balance	Adjust Amount	Running Balance	Adjust Amount	Running Balance
450 02/01/2019	O	300.00	0.00	0.00	6686.30	0.00	145.51	0.00	0.00	0.00	0.00	2390.23	0.00	0.00	450
451 02/28/2019	M	0.00	0.00	148.80	6835.10	0.00	145.51	0.00	0.00	0.00	30.00	2420.23	0.00	0.00	451
452 03/01/2019	O	300.00	0.00	0.00	6835.10	0.00	145.51	0.00	0.00	0.00	0.00	2420.23	0.00	0.00	452
453 03/31/2019	M	0.00	0.00	150.68	6985.78	0.00	145.51	0.00	0.00	0.00	30.00	2450.23	0.00	0.00	453
454 04/01/2019	O	300.00	0.00	0.00	6985.78	0.00	145.51	0.00	0.00	0.00	0.00	2450.23	0.00	0.00	454
455 04/30/2019	M	0.00	0.00	152.55	7138.33	0.00	145.51	0.00	0.00	0.00	30.00	2480.23	0.00	0.00	455
456 05/01/2019	O	300.00	0.00	0.00	7138.33	0.00	145.51	0.00	0.00	0.00	0.00	2480.23	0.00	0.00	456
457 05/31/2019	M	0.00	0.00	154.43	7292.76	0.00	145.51	0.00	0.00	0.00	30.00	2510.23	0.00	0.00	457
458 06/01/2019	O	300.00	0.00	0.00	7292.76	0.00	145.51	0.00	0.00	0.00	0.00	2510.23	0.00	0.00	458
459 06/30/2019	M	0.00	0.00	156.30	7449.06	0.00	145.51	0.00	0.00	0.00	30.00	2540.23	0.00	0.00	459
460 07/01/2019	O	300.00	0.00	0.00	7449.06	0.00	145.51	0.00	0.00	0.00	0.00	2540.23	0.00	0.00	460
461 07/31/2019	M	0.00	0.00	158.18	7607.24	0.00	145.51	0.00	0.00	0.00	30.00	2570.23	0.00	0.00	461
462 08/01/2019	O	300.00	0.00	0.00	7607.24	0.00	145.51	0.00	0.00	0.00	0.00	2570.23	0.00	0.00	462
463 08/31/2019	M	0.00	0.00	160.05	7767.29	0.00	145.51	0.00	0.00	0.00	30.00	2600.23	0.00	0.00	463
464 09/01/2019	O	300.00	0.00	0.00	7767.29	0.00	145.51	0.00	0.00	0.00	0.00	2600.23	0.00	0.00	464
465 09/30/2019	M	0.00	0.00	161.93	7929.22	0.00	145.51	0.00	0.00	0.00	30.00	2630.23	0.00	0.00	465
466 10/01/2019	O	300.00	0.00	0.00	7929.22	0.00	145.51	0.00	0.00	0.00	0.00	2630.23	0.00	0.00	466
467 10/18/2019	P	0.00	38.07	0.00	7929.22	0.00	145.51	0.00	0.00	0.00	0.00	2630.23	0.00	0.00	467
468 10/18/2019	P	0.00	39.23	0.00	7929.22	0.00	145.51	0.00	0.00	0.00	0.00	2630.23	0.00	0.00	468
469 10/22/2019	P	0.00	39.23	0.00	7929.22	0.00	145.51	0.00	0.00	0.00	0.00	2630.23	0.00	0.00	469
470 10/22/2019	P	0.00	38.08	0.00	7929.22	0.00	145.51	0.00	0.00	0.00	0.00	2630.23	0.00	0.00	470
471 10/29/2019	P	0.00	39.23	0.00	7929.22	0.00	145.51	0.00	0.00	0.00	0.00	2630.23	0.00	0.00	471
472 10/29/2019	P	0.00	38.07	0.00	7929.22	0.00	145.51	0.00	0.00	0.00	0.00	2630.23	0.00	0.00	472
473 10/31/2019	M	0.00	0.00	162.35	8091.57	0.00	145.51	0.00	0.00	0.00	6.81	2637.04	0.00	0.00	473
474 11/01/2019	O	300.00	0.00	0.00	8091.57	0.00	145.51	0.00	0.00	0.00	0.00	2637.04	0.00	0.00	474
475 11/05/2019	P	0.00	38.07	0.00	8091.57	0.00	145.51	0.00	0.00	0.00	0.00	2637.04	0.00	0.00	475
476 11/05/2019	P	0.00	39.23	0.00	8091.57	0.00	145.51	0.00	0.00	0.00	0.00	2637.04	0.00	0.00	476
477 11/13/2019	P	0.00	15.24	0.00	8091.57	0.00	145.51	0.00	0.00	0.00	0.00	2637.04	0.00	0.00	477
478 11/13/2019	P	0.00	13.24	0.00	8091.57	0.00	145.51	0.00	0.00	0.00	0.00	2637.04	0.00	0.00	478
479 11/30/2019	M	0.00	0.00	163.57	8255.14	0.00	145.51	0.00	0.00	0.00	19.42	2656.46	0.00	0.00	479
480 12/01/2019	O	300.00	0.00	0.00	8255.14	0.00	145.51	0.00	0.00	0.00	0.00	2656.46	0.00	0.00	480
481 12/31/2019	M	0.00	0.00	165.44	8420.58	0.00	145.51	0.00	0.00	0.00	30.00	2686.46	0.00	0.00	481
482 01/01/2020	O	300.00	0.00	0.00	8420.58	0.00	145.51	0.00	0.00	0.00	0.00	2686.46	0.00	0.00	482

Event Date	Event Type	Current Amount Due	NCP Paid	Unadjudicated Interest (On UA)		Unadjudicated Interest (On AA)		Adjudicated Interest		Unadjudicated Penalty		Adjudicated Penalty	
				Adjust Amount	Running Balance	Adjust Amount	Running Balance	Adjust Amount	Running Balance	Adjust Amount	Running Balance	Adjust Amount	Running Balance
483 01/31/2020	M	0.00	0.00	150.58	8571.16	0.00	145.51	0.00	0.00	30.00	2716.46	0.00	0.00
484 02/01/2020	O	0.00	0.00	0.00	8571.16	0.00	145.51	0.00	0.00	0.00	2716.46	0.00	0.00
485 02/29/2020	M	0.00	0.00	150.58	8721.74	0.00	145.51	0.00	0.00	0.00	2716.46	0.00	0.00
486 03/01/2020	O	0.00	0.00	0.00	8721.74	0.00	145.51	0.00	0.00	0.00	2716.46	0.00	0.00
487 03/31/2020	M	0.00	0.00	150.58	8872.32	0.00	145.51	0.00	0.00	0.00	2716.46	0.00	0.00
488 04/01/2020	O	0.00	0.00	0.00	8872.32	0.00	145.51	0.00	0.00	0.00	2716.46	0.00	0.00
489 04/30/2020	M	0.00	0.00	150.58	9022.90	0.00	145.51	0.00	0.00	0.00	2716.46	0.00	0.00
490 05/01/2020	O	0.00	0.00	0.00	9022.90	0.00	145.51	0.00	0.00	0.00	2716.46	0.00	0.00
491 05/31/2020	M	0.00	0.00	150.58	9173.48	0.00	145.51	0.00	0.00	0.00	2716.46	0.00	0.00
492 06/01/2020	O	0.00	0.00	0.00	9173.48	0.00	145.51	0.00	0.00	0.00	2716.46	0.00	0.00
493 06/30/2020	M	0.00	0.00	150.58	9324.06	0.00	145.51	0.00	0.00	0.00	2716.46	0.00	0.00
494 07/01/2020	O	0.00	0.00	0.00	9324.06	0.00	145.51	0.00	0.00	0.00	2716.46	0.00	0.00
495 07/31/2020	M	0.00	0.00	117.12	9441.18	0.00	145.51	0.00	0.00	0.00	2716.46	0.00	0.00
496 08/01/2020	O	0.00	0.00	0.00	9441.18	0.00	145.51	0.00	0.00	0.00	2716.46	0.00	0.00
497 08/31/2020	M	0.00	0.00	117.12	9558.30	0.00	145.51	0.00	0.00	0.00	2716.46	0.00	0.00
498 09/01/2020	O	0.00	0.00	0.00	9558.30	0.00	145.51	0.00	0.00	0.00	2716.46	0.00	0.00
499 09/30/2020	M	0.00	0.00	117.12	9675.42	0.00	145.51	0.00	0.00	0.00	2716.46	0.00	0.00
500 10/01/2020	O	0.00	0.00	0.00	9675.42	0.00	145.51	0.00	0.00	0.00	2716.46	0.00	0.00
501 10/31/2020	M	0.00	0.00	117.12	9792.54	0.00	145.51	0.00	0.00	0.00	2716.46	0.00	0.00
502 11/01/2020	O	0.00	0.00	0.00	9792.54	0.00	145.51	0.00	0.00	0.00	2716.46	0.00	0.00
503 11/03/2020	P	0.00	38.07	0.00	9792.54	0.00	145.51	0.00	0.00	0.00	2716.46	0.00	0.00
504 11/03/2020	P	0.00	38.08	0.00	9792.54	0.00	145.51	0.00	0.00	0.00	2716.46	0.00	0.00
505 11/03/2020	P	0.00	38.07	0.00	9792.54	0.00	145.51	0.00	0.00	0.00	2716.46	0.00	0.00
506 11/07/2020	P	0.00	129.49	0.00	9792.54	0.00	145.51	0.00	0.00	0.00	2716.46	0.00	0.00
507 11/10/2020	P	0.00	38.08	0.00	9792.54	0.00	145.51	0.00	0.00	0.00	2716.46	0.00	0.00
508 11/10/2020	P	0.00	38.07	0.00	9792.54	0.00	145.51	0.00	0.00	0.00	2716.46	0.00	0.00
509 11/10/2020	P	0.00	38.08	0.00	9792.54	0.00	145.51	0.00	0.00	0.00	2716.46	0.00	0.00
510 11/17/2020	P	0.00	31.80	0.00	9792.54	0.00	145.51	0.00	0.00	0.00	2716.46	0.00	0.00
511 11/17/2020	P	0.00	31.80	0.00	9792.54	0.00	145.51	0.00	0.00	0.00	2716.46	0.00	0.00
512 11/17/2020	P	0.00	2.89	0.00	9792.54	0.00	145.51	0.00	0.00	0.00	2716.46	0.00	0.00
513 11/24/2020	P	0.00	31.80	0.00	9792.54	0.00	145.51	0.00	0.00	0.00	2716.46	0.00	0.00
514 11/24/2020	P	0.00	31.80	0.00	9792.54	0.00	145.51	0.00	0.00	0.00	2716.46	0.00	0.00
515 11/24/2020	P	0.00	2.89	0.00	9792.54	0.00	145.51	0.00	0.00	0.00	2716.46	0.00	0.00

Event Date	Event Type	Current Amount Due	NCP Paid	Unadjudicated Interest (On UA)		Unadjudicated Interest (On AA)		Adjudicated Interest		Unadjudicated Penalty		Adjudicated Penalty	
				Adjust Amount	Running Balance	Adjust Amount	Running Balance	Adjust Amount	Running Balance	Adjust Amount	Running Balance	Adjust Amount	Running Balance
516 11/30/2020	M	0.00	0.00	114.97	9907.51	0.00	145.51	0.00	0.00	0.00	2716.46	0.00	0.00
517 12/01/2020	O	0.00	0.00	0.00	9907.51	0.00	145.51	0.00	0.00	0.00	2716.46	0.00	0.00
518 12/08/2020	P	0.00	3.84	0.00	9907.51	0.00	145.51	0.00	0.00	0.00	2716.46	0.00	0.00
519 12/08/2020	P	0.00	2.31	0.00	9907.51	0.00	145.51	0.00	0.00	0.00	2716.46	0.00	0.00
520 12/15/2020	P	0.00	25.77	0.00	9907.51	0.00	145.51	0.00	0.00	0.00	2716.46	0.00	0.00
521 12/15/2020	P	0.00	31.81	0.00	9907.51	0.00	145.51	0.00	0.00	0.00	2716.46	0.00	0.00
522 12/15/2020	P	0.00	2.89	0.00	9907.51	0.00	145.51	0.00	0.00	0.00	2716.46	0.00	0.00
523 12/16/2020	P	0.00	62.67	0.00	9907.51	0.00	145.51	0.00	0.00	0.00	2716.46	0.00	0.00
524 12/22/2020	P	0.00	31.81	0.00	9907.51	0.00	145.51	0.00	0.00	0.00	2716.46	0.00	0.00
525 12/22/2020	P	0.00	31.81	0.00	9907.51	0.00	145.51	0.00	0.00	0.00	2716.46	0.00	0.00
526 12/22/2020	P	0.00	2.89	0.00	9907.51	0.00	145.51	0.00	0.00	0.00	2716.46	0.00	0.00
527 12/29/2020	P	0.00	2.89	0.00	9907.51	0.00	145.51	0.00	0.00	0.00	2716.46	0.00	0.00
528 12/29/2020	P	0.00	31.81	0.00	9907.51	0.00	145.51	0.00	0.00	0.00	2716.46	0.00	0.00
529 12/29/2020	P	0.00	31.81	0.00	9907.51	0.00	145.51	0.00	0.00	0.00	2716.46	0.00	0.00
530 12/31/2020	M	0.00	0.00	113.83	10021.34	0.00	145.51	0.00	0.00	0.00	2716.46	0.00	0.00
531 01/01/2021	O	0.00	0.00	0.00	10021.34	0.00	145.51	0.00	0.00	0.00	2716.46	0.00	0.00
532 01/12/2021	P	0.00	3.84	0.00	10021.34	0.00	145.51	0.00	0.00	0.00	2716.46	0.00	0.00
533 01/12/2021	P	0.00	2.31	0.00	10021.34	0.00	145.51	0.00	0.00	0.00	2716.46	0.00	0.00
534 01/20/2021	P	0.00	2.31	0.00	10021.34	0.00	145.51	0.00	0.00	0.00	2716.46	0.00	0.00
535 01/20/2021	P	0.00	26.35	0.00	10021.34	0.00	145.51	0.00	0.00	0.00	2716.46	0.00	0.00
536 01/20/2021	P	0.00	31.82	0.00	10021.34	0.00	145.51	0.00	0.00	0.00	2716.46	0.00	0.00
537 01/26/2021	P	0.00	31.82	0.00	10021.34	0.00	145.51	0.00	0.00	0.00	2716.46	0.00	0.00
538 01/26/2021	P	0.00	2.89	0.00	10021.34	0.00	145.51	0.00	0.00	0.00	2716.46	0.00	0.00
539 01/26/2021	P	0.00	31.82	0.00	10021.34	0.00	145.51	0.00	0.00	0.00	2716.46	0.00	0.00
540 01/31/2021	M	0.00	0.00	113.24	10134.58	0.00	145.51	0.00	0.00	0.00	2716.46	0.00	0.00
541 02/01/2021	O	0.00	0.00	0.00	10134.58	0.00	145.51	0.00	0.00	0.00	2716.46	0.00	0.00
542 02/09/2021	P	0.00	6.15	0.00	10134.58	0.00	145.51	0.00	0.00	0.00	2716.46	0.00	0.00
543 02/17/2021	P	0.00	25.77	0.00	10134.58	0.00	145.51	0.00	0.00	0.00	2716.46	0.00	0.00
544 02/17/2021	P	0.00	2.89	0.00	10134.58	0.00	145.51	0.00	0.00	0.00	2716.46	0.00	0.00
545 02/17/2021	P	0.00	31.83	0.00	10134.58	0.00	145.51	0.00	0.00	0.00	2716.46	0.00	0.00
546 02/23/2021	P	0.00	31.83	0.00	10134.58	0.00	145.51	0.00	0.00	0.00	2716.46	0.00	0.00
547 02/23/2021	P	0.00	31.83	0.00	10134.58	0.00	145.51	0.00	0.00	0.00	2716.46	0.00	0.00
548 02/23/2021	P	0.00	2.89	0.00	10134.58	0.00	145.51	0.00	0.00	0.00	2716.46	0.00	0.00

Event Date	Event Type	Current Amount Due	NCP Paid	Unadjudicated Interest (On UA)		Unadjudicated Interest (On AA)		Adjudicated Interest		Unadjudicated Penalty		Adjudicated Penalty		
				Adjust Amount	Running Balance	Adjust Amount	Running Balance	Adjust Amount	Running Balance	Adjust Amount	Running Balance	Adjust Amount	Running Balance	Adjust Amount
549 02/28/2021	M	0.00	0.00	112.66	10247.24	0.00	145.51	0.00	0.00	0.00	2716.46	0.00	0.00	549
550 03/01/2021	O	0.00	0.00	0.00	10247.24	0.00	145.51	0.00	0.00	0.00	2716.46	0.00	0.00	550
551 03/31/2021	P	0.00	8.23	0.00	10247.24	0.00	145.51	0.00	0.00	0.00	2716.46	0.00	0.00	551
552 03/31/2021	P	0.00	4.62	0.00	10247.24	0.00	145.51	0.00	0.00	0.00	2716.46	0.00	0.00	552
553 03/31/2021	P	0.00	4.61	0.00	10247.24	0.00	145.51	0.00	0.00	0.00	2716.46	0.00	0.00	553
554 03/31/2021	M	0.00	0.00	112.58	10359.82	0.00	145.51	0.00	0.00	0.00	2716.46	0.00	0.00	554
555 04/01/2021	O	0.00	0.00	0.00	10359.82	0.00	145.51	0.00	0.00	0.00	2716.46	0.00	0.00	555
556 04/30/2021	M	0.00	0.00	112.58	10472.40	0.00	145.51	0.00	0.00	0.00	2716.46	0.00	0.00	556
557 05/01/2021	O	0.00	0.00	0.00	10472.40	0.00	145.51	0.00	0.00	0.00	2716.46	0.00	0.00	557
558 05/31/2021	M	0.00	0.00	112.58	10584.98	0.00	145.51	0.00	0.00	0.00	2716.46	0.00	0.00	558
559 06/01/2021	O	0.00	0.00	0.00	10584.98	0.00	145.51	0.00	0.00	0.00	2716.46	0.00	0.00	559
560 06/23/2021	P	0.00	12.31	0.00	10584.98	0.00	145.51	0.00	0.00	0.00	2716.46	0.00	0.00	560
561 06/30/2021	M	0.00	0.00	112.53	10697.51	0.00	145.51	0.00	0.00	0.00	2716.46	0.00	0.00	561
562 07/01/2021	O	0.00	0.00	0.00	10697.51	0.00	145.51	0.00	0.00	0.00	2716.46	0.00	0.00	562
563 07/31/2021	M	0.00	0.00	112.53	10810.04	0.00	145.51	0.00	0.00	0.00	2716.46	0.00	0.00	563
Totals:		\$42000.00	\$17478.78	\$0.00	\$10810.04	\$0.00	\$145.51	\$0.00	\$0.00	\$0.00	\$2716.46	\$0.00	\$0.00	

Total Unadjudicated Interest on UA: \$10810.04
 Total Unadjudicated Interest on AA: \$145.51
 Total Adjudicated Interest: \$0.00
 Total Interest: \$10955.55

Total Unadjudicated Penalty: \$2716.46
 Total Adjudicated Penalty: \$0.00
 Total Penalty: \$2716.46

Total Arrears: \$25721.22
 Total Interest: ~~\$10955.55~~ → \$0.00
 Total Penalty: ~~\$2716.46~~ → \$0.00
 Grand Total: ~~\$39393.23~~ → \$39,393.23

OBLIGEE WAIVED ALL INTEREST AND PENALTY THROUGH JUNE 2021.

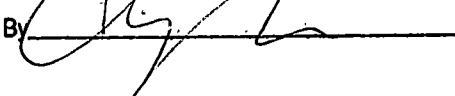
COPY

CERTIFIED COPY

The document to which this certificate is attached is a full, true and correct copy of the original in file and of record in my office.

DATE 10/08/2021

BOBBIE R. WILLIAMS - Clerk of Court
of the State of Nevada, in and for the County of Douglas,

By  Deputy