



00144032202109756440590598

KAREN ELLISON, RECORDER

(for Recorder's use only)

1
2 APN # _____
3
4
5

6 **Recording Requested by and returned to:**
7

8 **Name: Division of Welfare and Supportive Services**

9 **Child Support Enforcement**

10 **Address: 300 E. Second St., Ste. 1200**

11 **City/State/Zip: Reno, NV 89501-1580**
12

13 **Release of Lien (RELN)**

14 **Judgment and Order**

15 **Stipulation and Order**

16 **Other:**
17
18

19 **OBLIGOR'S NAME: JOEL HERNANDEZ CANCHOLA**

20 **UPI #: 373-13-2000B**
21
22

23
24 This page added to provide additional information required by NRS 111.312 Sections 1-2.

25 (Additional recording fee applies.)
26

27 This cover page must be typed or printed.
28

1 CASE NO. 11-UR-0009

2 DEPT. NO. II

3 **IN THE NINTH JUDICIAL DISTRICT COURT OF THE STATE OF NEVADA**

4 **IN AND FOR THE COUNTY OF DOUGLAS**

5
6 DIVISION OF WELFARE AND SUPPORTIVE SERVICES
7 AND VALERIE JEAN PICOTTE

8 Obligees,

AFFIDAVIT OF RECORDATION


9 Vs.

10 JOEL HERNANDEZ CANCHOLA

Obligor

11 I, Martin Hernandez, hereby swear and affirm under penalty of perjury that the following assertions are true:

- 12 1. That affiant is, and at all times mentioned herein was, a citizen of the State of Nevada, over the
- 13 age of twenty-one years of age, and an employee of the Division of Welfare and Supportive
- 14 Services Child Support Enforcement Office managing the legal process under Case Number
- 15 373-13-2000B.
- 16 2. That this affidavit and Judgment and Order is being filed pursuant to NRS125B.142 and
- 17 NRS17.150, and when so recorded shall become a lien upon all the real property of the Obligor.
- 18 3. That the Obligor's name is Joel Hernandez Canchola, whose address, Social Security number
- 19 and date of birth is confidential on file with the Division of Welfare and Supportive Services
- 20 Child Support Enforcement Office.
- 21 4. That attached hereto is a certified copy of the Judgment and Order filed on October 7, 2021.


22
23
24 

25 Martin Hernandez
26 Administrative Assistant II

27 State of Nevada, County of Washoe

28 Subscribed and sworn before me this
14 day of October, 2021


NOTARY PUBLIC



INSTRUCTIONS TO RECORDER

Obligor: Joel Hernandez Canchola

Obligee: Valerie Jean Picotte

Date: October 14, 2021

From: Martin Hernandez, Administrative Assistant II, Division of Welfare and Supportive Services Child Support Enforcement Office

Enclosed: Certified copy of Child Support Judgment and Order

In accordance with NRS125B.142 and NRS17.150, on the behalf of the Division please record the attached Affidavit and Judgment and Order at the request of the Division of Welfare and Supportive Services Child Support Enforcement Office.

Please note: If the judgment is a Stipulation and Order, they should be recorded as one document.

Thank you for your assistance. If you have any questions or concerns, please call me at (775) 448-5168.

COPY
RECEIVED

FILED

1 Case No. 11-UR-0009

OCT 06 2021

2 Dept No. II

Douglas County
District Court Clerk

2021 OCT -7 PM 2:47

EDDIE R. WILLIAMS
CLERK

A. PONCE
DEPUTY

3
4
5
6 IN THE NINTH JUDICIAL DISTRICT COURT OF THE STATE OF NEVADA
7 IN AND FOR THE COUNTY OF DOUGLAS

8
9 DIVISION OF WELFARE AND SUPPORTIVE SERVICES
10 AND VALERIE JEAN PICOTTE

Obligees,

11 Vs.

12 JOEL HERNANDEZ CANCHOLA

Obligor,

13
14
15 **JUDGMENT AND ORDER**

16 *The undersigned does hereby affirm this document does not contain the social security number of any*
17 *person, pursuant to NRS 239B.030.*

18 This matter was heard on September 10, 2021 for a review and adjustment of the parties'
19 2011 court order. The Court Master with the following were present:

20 Obligee: Not Present

21 Obligor: Not Present

22
23 Presented by: Jordan Peterman

Division of Welfare and Support Services
Child Support Enforcement

24 After considering all the evidence, the Master hereby makes the following Findings and
25 Recommendations:
26
27
28

1 The Obligor is the parent of the following children:

2 <u>NAME</u>	<u>DOB</u>
3 <u>DELLINA MARIE PICOTTE</u>	<u>JANUARY 16, 2006</u>
4 <u>CORALEEN JOYCE PICOTTE</u>	<u>JANUARY 16, 2006</u>

5 Obligor was properly served and noticed of today's hearing at his last known address
6 and failed to appear.

7 Obligee was properly noticed of today's hearing on or about August 23, 2021.

8 Using prior order, Obligor's gross monthly earnings are \$1,430.00. Pursuant to the
9 formula prescribed within NRS 125B.080 and NAC 425 et seq, the state calculates an
10 obligation of \$358.00 per month.

11 The monthly child support obligation recommended in paragraph 1 below is adjusted
12 based on the following considerations contained in NAC 425.150:

13 Any special educational needs of the child:	_____ <u>N/A;</u>
14 The legal responsibility of the parties for the support of others:	_____ <u>N/A;</u>
15 The value of services contributed by either party:	_____ <u>N/A;</u>
16 Any public assistance paid to support the child:	_____ <u>N/A;</u>
17 The cost of transportation of the child to and from visitation:	_____ <u>N/A;</u>
18 The relative income of both households:	_____ <u>N/A;</u>
19 Any other necessary expenses for the benefit of the child:	_____ <u>N/A;</u>
20 The Obligor's ability to pay:	_____ <u>N/A;</u>
21 The child(ren)'s derivative benefit from a federal public benefit:	_____ <u>N/A.</u>

22 The child support amount recommended by the Court Master (set out in paragraph 1
23 below) deviates from the statutory percentage under NAC 425 et seq., based on the
24 Obligor's cost of insurance for the child(ren) in the amount of \$NA. NAC 425.135

25 The monthly child support amount recommended in paragraph 1 below deviates/is
26 adjusted from the statutory percentage under NRS 125B.080 and NAC 425 et seq.,
27 based on the reasonable cost of child care in amount of \$NA and the Obligor will share
28 the equitable amount of \$NA as part of the monthly child support obligation. NAC
425.130.

RECOMMENDED ORDER IS:

1. Ongoing support is ordered in the amount of \$358.00 per month beginning

1 August 1, 2021. The obligation for Child Support continues until the child turns 18
2 years of age, or until the child turns 19 years of age if the child is enrolled in High
3 School. NRS 425.300. However, this obligation to support a child is affected by a
4 child's ability to live on their own (NRS129.080 to 129.140 – legal emancipation) or
5 when applicable, continued financial support beyond the age of majority per NRS
6 125B.110.

7 2. The Obligor is responsible for **child support** arrears for the period of
8 March 1, 2011 through July 31, 2021.

9 A judgment is entered against the Obligor for **child support** arrears as follows:

10 Principal in the amount of \$63,939.11

11 Interest in the amount of \$30,853.11

12 Penalty in the amount of \$5,052.94

13 For a total judgment of \$99,845.16 to be repaid at \$300.00 per month beginning
14 August 1, 2021.

15 3. The Obligor is responsible for **medical cash** arrears for the period of
16 March 1, 2011 through July 31, 2021.

17 A judgment is entered against the Obligor for **medical cash** arrears as follows:

18 Principal in the amount of \$8,699.44

19 Interest in the amount of \$2,744.43

20 Penalty in the amount of \$734.40

21 For a total judgment of \$12,178.27 to be repaid at \$50.00 per month beginning
22 August 1, 2021.

23 All payments MUST be made in the form of a money order, cashier's check or business check
24 and payable to **STATE COLLECTION AND DISBURSEMENT UNIT (SCaDU)** and sent
25 to:

26 **STATE COLLECTION AND DISBURSEMENT UNIT (SCaDU)**

27 **P.O. BOX 98950**

28 **LAS VEGAS, NV 89193-89501**

The following information must be included with each payment:

1 A. Name (first, middle, last) of person responsible for paying child support.

2 B. Social Security Number of person responsible for paying child support.

3 C. Child support case number 373-13-2000B listed on each payment.

4 D. Name of custodian (first and last name of person receiving child support).

5 **PAYMENT OF SUPPORT IS TO BE AS PROVIDED HEREIN, AND THE GIVING OF**
6 **GIFTS, OF MAKING PURCHASES OF FOOD, CLOTHING AND THE LIKE WILL**
7 **NOT FULFILL THE OBLIGATION. NOTICE: NO CREDIT WILL BE GIVEN FOR**
8 **PAYMENTS PAID DIRECTLY TO THE OBLIGEE.**

9 4. All payments shall be made by immediate income withholding. If your full obligation
10 is not met by the amount withheld by your employer, you are responsible to pay the
11 difference between your court ordered obligation and the amount withheld by your
12 employer directly to the STATE COLLECTION AND DISBURSEMENT UNIT
13 (SCaDU). If you fail to do so you will be subject to the assessment of penalties and
14 interest. You may avoid these additional costs by making your current child support
15 payments each month.

16 5. The Obligee will cover the children's medical, vision, or dental health insurance
17 needs using either a private for fee insurance plan or public insurance plan. The
18 accessible and reasonable cost of medical support for the children is the amount of
19 \$0.00 per month. The Obligor will pay \$0.00 for the monthly medical cash support.
20 NAC 425.135.

21 6. Pursuant NRS 425.382 et seq. and NAC 425 et seq., expenses for health care which
22 are not reimbursed through insurance, including expenses for medical, surgical, dental,
23 orthodontic and optical expenses, must be shared equally by both parents. If a parent
24 seeks reimbursement for a child's medical/dental expense not covered by insurance, that
25 parent must send proof of the expense to the other parent within 30 days of paying that
26 bill. The other parent then has 30 days to reimburse the paying parent 1/2 the cost of
27 that bill. The parents are required to comply with this provision for reimbursement
28 under this provision. The parents seeking enforcement of this provision must either go

1 to small claims court or district court to obtain a judgment against the other parent
2 before CSEP is required to collect on that judgment.

3 7. The Obligor shall keep the Division of Welfare and Supportive Services informed of
4 any change regarding current residential and/or mailing address, employment and of
5 access to health insurance coverage in WRITING (including health insurance policy
6 information) within 10 days of such change.

7 8. Obligor shall be responsible for ALL child support and judgment payments due.
8 Payment is to be made directly to the STATE COLLECTION AND
9 DISBURSEMENT UNIT (SCaDU). At any time withholding does not occur, Obligor
10 must make voluntary payments to the STATE COLLECTION AND DISBURSEMENT
11 UNIT (SCaDU).

12 9. Effective July 1, 2004 simple interest will accrue on all adjudicated arrears balances
13 (including payment in lieu of medical insurance) and spousal support balances, for
14 cases with a Nevada controlling order pursuant to NRS 99.040. Interest assessed by a
15 judgment of the court prior to July 1, 2004 will be enforced. Interest on the judgment
16 shall accrue at the rate established by NRS 125B.140(2)(c)(1).

17 10. A 10% penalty will be assessed on each unpaid installment, or portion thereof, of an
18 obligation to pay child support for a child, pursuant to NRS 125B.095 until January 31,
19 2020. All penalties accrued through that date will be enforced/collected until the
20 amount is paid in full.

21 11. The State of Nevada has continuing exclusive jurisdiction for enforcement and
22 modification purposes pursuant to the Full Faith and Credit for Child Support Orders
23 Act.

24 12. The Master finds that these Recommendations are in the best interest of the child(ren).

25 ///
26 ///
27 ///
28 ///

SUPPORT OBLIGATION BREAKDOWN AS FOLLOWS:

Child Support.....	<u>\$358.00</u>	Effective <u>August 1, 2021</u>
Child Support Arrearages.....	<u>\$300.00</u>	Effective <u>August 1, 2021</u>
Medical Cash.....	<u>\$0.00</u>	Effective <u>August 1, 2021</u>
Medical Cash Arrearages.....	<u>\$50.00</u>	Effective <u>August 1, 2021</u>
TOTAL PAYMENT.....	<u>\$708.00</u>	

Pursuant to NRS 125B.145 this Order may be reviewed every three (3) years and is subject to future modifications.

NOTICE: Pursuant to NAC 425.165, if you want to adjust the amount of child support established in this order, you **MUST** file a motion to modify the order with or submit a stipulation to the court. If a motion to modify the order is not filed or a stipulation is not submitted, the child support obligation established in this order will continue until such time as all children who are the subject of this order reach 18 years of age or, if the youngest child who is subject to this order is still in high school when he or she reaches 18 years of age, when the child graduates from high school or reaches 19 years of age, whichever comes first. Unless the parties agree otherwise in a stipulation, any modification made pursuant to a motion to modify the order will be effective as of the date the motion was filed. Unless a stay of this Order is obtained from District Court, all enforcement procedures including, but not limited to wage withholding, garnishment, liens and the attachment of federal income tax returns will be undertaken upon entry of this order.

IT IS SO RECOMMENDED.

This 13 day of Sept, 2021.


COURT MASTER

1 **NOTICE OF RIGHT TO WAIVE OBJECTION**

2 The Obligor waives the ten (10) days for objection to the Master's Report, and
3 this report may be submitted to the District Court immediately.

4 The Obligee waives the ten (10) days for objection to the Master's Report, and
5 this report may be submitted to the District Court immediately.

6 Receipt of the Master's Recommendation is acknowledged by my signature below.

7 _____
Joel Hernandez Canchola, Obligor

8 _____
Valerie Picotte, Obligee

9 **NOTICE OF RIGHT TO OBJECTION**

10 Objections are governed by NRS 425.3844. You have 10 (ten) days from receipt of this
11 recommendation to file your objection. A failure to file and serve a written objection will
12 result in final Judgment being ordered by District Court.

13 Objections to this Order **must be filed** with the Ninth Judicial District Court of the State of
14 Nevada and **served upon** the other party and the Division of Welfare and Supportive
Services at 300 East Second Street Suite 1200, Reno, NV 89501.

15 You must submit your objection to the Court Clerk for filing by submitting your original
16 objection and two copies. Legal advice regarding your objection will not be provided.

17 For information on obtaining a objection packet or the objection process please call the
18 **Division of Welfare and Supportive Services at (775) 448-5150 located at 300 East
Second Street Suite 1200, Reno, NV 89501.**

19 **ORDER**


20 The Court, having reviewed the above and foregoing Master's Report prepared by the Court
21 Master and,

22 The Obligor having waived the right to object thereto.

23 No timely objection having been filed hereto.

24 **IT IS HEREBY ORDERED that the Master's Findings and Recommendations are**
25 **affirmed and adopted.**
26

27 Dated: October 6, 2021.

28 

DISTRICT JUDGE

1 Case No. 11-UR-0009

2 Dept No. II

3
4
5
6 IN THE NINTH JUDICIAL DISTRICT COURT OF THE STATE OF NEVADA
7 IN AND FOR THE COUNTY OF DOUGLAS

8
9 DIVISION OF WELFARE AND SUPPORTIVE SERVICES
10 AND VALERIE JEAN PICOTTE

Obligees,

11 Vs.

12 JOEL HERNANDEZ CANCHOLA

Obligor,

13
14
15 **CERTIFICATE OF MAILING**

16 Pursuant to NRCP 5(b), I certify that on this date I deposited for mailing, postage
17 prepaid, at Reno, Nevada, a true copy of the attached document addressed to:

18 JOEL HERNANDEZ CANCHO
19 CONFIDENTIAL
20 IN FILE

21 VALERIE PICOTTE
22 CONFIDENTIAL
23 IN FILE

24 DATED: SEPTEMBER 20th, 2021

25
26 SIGNED: [Signature]
27 MARTIN HERNANDEZ
ADMINISTRATIVE ASSISTANT II

28 DOCUMENTS: JUDGMENT AND ORDER
CASE NO. 11-UR-0009

Custodian Financial Audit (part 1 of 2)

Run Date: 09/15/2021
Run Time: 01:11 PM

NCP Name: Hernandez-canchola , Joel
CST Name: Picotte, Valerie

Case ID: 373132000B
Docket#: 11-UR-0009
Prepared By: JPETERMA
Last Updated By: JPETERMA

Office: 03
Prepared By Date: 09/15/2021
Last Updated By Date: 08/26/2021

Provision Type: Child Support

	Event Date	Event Type	Current Amount Due	NCP Paid	Unadjudicated Arrears		Adjudicated Arrears	
					Adjustment Amount	Running Balance	Adjustment Amount	Running Balance
1	03/01/2011	J	0.00	0.00	0.00	0.00	24443.74	24443.74
2	03/01/2011	O	358.00	0.00	358.00	358.00	0.00	24443.74
3	03/31/2011	M	0.00	0.00	0.00	358.00	0.00	24443.74
4	03/31/2011	R	0.00	0.00	0.00	358.00	0.00	24443.74
5	04/01/2011	O	358.00	0.00	358.00	716.00	0.00	24443.74
6	04/30/2011	M	0.00	0.00	0.00	716.00	0.00	24443.74
7	04/30/2011	R	0.00	0.00	0.00	716.00	0.00	24443.74
8	05/01/2011	O	358.00	0.00	358.00	1074.00	0.00	24443.74
9	05/31/2011	M	0.00	0.00	0.00	1074.00	0.00	24443.74
10	05/31/2011	R	0.00	0.00	0.00	1074.00	0.00	24443.74
11	06/01/2011	O	358.00	0.00	358.00	1432.00	0.00	24443.74
12	06/30/2011	M	0.00	0.00	0.00	1432.00	0.00	24443.74
13	06/30/2011	R	0.00	0.00	0.00	1432.00	0.00	24443.74
14	07/01/2011	O	358.00	0.00	358.00	1790.00	0.00	24443.74
15	07/31/2011	M	0.00	0.00	0.00	1790.00	0.00	24443.74
16	07/31/2011	R	0.00	0.00	0.00	1790.00	0.00	24443.74
17	08/01/2011	O	358.00	0.00	358.00	2148.00	0.00	24443.74
18	08/31/2011	M	0.00	0.00	0.00	2148.00	0.00	24443.74
19	08/31/2011	R	0.00	0.00	0.00	2148.00	0.00	24443.74
20	09/01/2011	O	358.00	0.00	358.00	2506.00	0.00	24443.74
21	09/30/2011	M	0.00	0.00	0.00	2506.00	0.00	24443.74

EXHIBIT A

Event Date	Event Type	Current Amount Due	NCP Paid	Unadjudicated Arrears		Adjudicated Arrears		
				Adjustment Amount	Running Balance	Adjustment Amount	Running Balance	
22	09/30/2011	R	0.00	0.00	2506.00	0.00	24443.74	22
23	10/01/2011	O	0.00	358.00	2864.00	0.00	24443.74	23
24	10/31/2011	M	0.00	0.00	2864.00	0.00	24443.74	24
25	10/31/2011	R	0.00	0.00	2864.00	0.00	24443.74	25
26	11/01/2011	O	0.00	358.00	3222.00	0.00	24443.74	26
27	11/30/2011	M	0.00	0.00	3222.00	0.00	24443.74	27
28	11/30/2011	R	0.00	0.00	3222.00	0.00	24443.74	28
29	12/01/2011	O	0.00	358.00	3580.00	0.00	24443.74	29
30	12/31/2011	M	0.00	0.00	3580.00	0.00	24443.74	30
31	12/31/2011	R	0.00	0.00	3580.00	0.00	24443.74	31
32	01/01/2012	O	0.00	358.00	3938.00	0.00	24443.74	32
33	01/31/2012	M	0.00	0.00	3938.00	0.00	24443.74	33
34	01/31/2012	R	0.00	0.00	3938.00	0.00	24443.74	34
35	02/01/2012	O	0.00	358.00	4296.00	0.00	24443.74	35
36	02/29/2012	M	0.00	0.00	4296.00	0.00	24443.74	36
37	02/29/2012	R	0.00	0.00	4296.00	0.00	24443.74	37
38	03/01/2012	O	0.00	358.00	4654.00	0.00	24443.74	38
39	03/31/2012	M	0.00	0.00	4654.00	0.00	24443.74	39
40	03/31/2012	R	0.00	0.00	4654.00	0.00	24443.74	40
41	04/01/2012	O	0.00	358.00	5012.00	0.00	24443.74	41
42	04/30/2012	M	0.00	0.00	5012.00	0.00	24443.74	42
43	04/30/2012	R	0.00	0.00	5012.00	0.00	24443.74	43
44	05/01/2012	O	0.00	358.00	5370.00	0.00	24443.74	44
45	05/31/2012	M	0.00	0.00	5370.00	0.00	24443.74	45
46	05/31/2012	R	0.00	0.00	5370.00	0.00	24443.74	46
47	06/01/2012	O	0.00	358.00	5728.00	0.00	24443.74	47
48	06/04/2012	P	0.00	-32.93	5695.07	0.00	24443.74	48
49	06/11/2012	P	0.00	-32.93	5662.14	0.00	24443.74	49
50	06/22/2012	P	0.00	-32.93	5629.21	0.00	24443.74	50
51	06/29/2012	P	0.00	-32.93	5596.28	0.00	24443.74	51
52	06/30/2012	M	0.00	0.00	5596.28	0.00	24443.74	52
53	06/30/2012	R	0.00	0.00	5596.28	0.00	24443.74	53
54	07/01/2012	O	0.00	358.00	5954.28	0.00	24443.74	54
55	07/09/2012	P	0.00	-32.93	5921.35	0.00	24443.74	55

Event Date	Event Type	Current Amount Due	NCP Paid	Unadjudicated Arrears		Adjudicated Arrears	
				Adjustment Amount	Running Balance	Adjustment Amount	Running Balance
07/25/2012	P	0.00	32.93	-32.93	5888.42	0.00	24443.74
07/30/2012	P	0.00	32.93	-32.93	5855.49	0.00	24443.74
07/31/2012	M	0.00	0.00	0.00	5855.49	0.00	24443.74
07/31/2012	R	0.00	0.00	0.00	5855.49	0.00	24443.74
08/01/2012	O	358.00	0.00	358.00	6213.49	0.00	24443.74
08/03/2012	P	0.00	32.93	-32.93	6180.56	0.00	24443.74
08/13/2012	P	0.00	32.93	-32.93	6147.63	0.00	24443.74
08/20/2012	P	0.00	32.93	-32.93	6114.70	0.00	24443.74
08/27/2012	P	0.00	32.93	-32.93	6081.77	0.00	24443.74
08/31/2012	M	0.00	0.00	0.00	6081.77	0.00	24443.74
08/31/2012	R	0.00	0.00	0.00	6081.77	0.00	24443.74
09/01/2012	O	358.00	0.00	358.00	6439.77	0.00	24443.74
09/04/2012	P	0.00	32.93	-32.93	6406.84	0.00	24443.74
09/10/2012	P	0.00	33.46	-33.46	6373.38	0.00	24443.74
09/17/2012	P	0.00	33.46	-33.46	6339.92	0.00	24443.74
09/24/2012	P	0.00	33.46	-33.46	6306.46	0.00	24443.74
09/30/2012	M	0.00	0.00	0.00	6306.46	0.00	24443.74
09/30/2012	R	0.00	0.00	0.00	6306.46	0.00	24443.74
10/01/2012	O	358.00	0.00	358.00	6664.46	0.00	24443.74
10/01/2012	P	0.00	33.46	-33.46	6631.00	0.00	24443.74
10/09/2012	P	0.00	144.23	-144.23	6486.77	0.00	24443.74
10/15/2012	P	0.00	144.23	-144.23	6342.54	0.00	24443.74
10/22/2012	P	0.00	45.35	-36.08	6306.46	-9.27	24434.47
10/22/2012	R	0.00	0.00	0.00	6306.46	0.00	24434.47
10/29/2012	P	0.00	36.98	0.00	6306.46	-36.98	24397.49
10/31/2012	M	0.00	0.00	0.00	6306.46	0.00	24397.49
10/31/2012	R	0.00	0.00	0.00	6306.46	0.00	24397.49
11/01/2012	O	358.00	0.00	358.00	6664.46	0.00	24397.49
11/02/2012	P	0.00	144.23	-144.23	6520.23	0.00	24397.49
11/09/2012	P	0.00	144.23	-144.23	6376.00	0.00	24397.49
11/16/2012	P	0.00	70.23	-69.54	6306.46	-0.69	24396.80
11/16/2012	R	0.00	0.00	0.00	6306.46	0.00	24396.80
11/30/2012	M	0.00	0.00	0.00	6306.46	0.00	24396.80
11/30/2012	R	0.00	0.00	0.00	6306.46	0.00	24396.80

	Event Date	Event Type	Current Amount Due	NCP Paid	Unadjudicated Arrears		Adjudicated Arrears		
					Adjustment Amount	Running Balance	Adjustment Amount	Running Balance	
90	12/01/2012	O	358.00	0.00	358.00	6664.46	0.00	24396.80	90
91	12/03/2012	P	0.00	144.23	-144.23	6520.23	0.00	24396.80	91
92	12/31/2012	M	0.00	0.00	0.00	6520.23	0.00	24396.80	92
93	12/31/2012	R	0.00	0.00	0.00	6520.23	0.00	24396.80	93
94	01/01/2013	O	358.00	0.00	358.00	6878.23	0.00	24396.80	94
95	01/31/2013	M	0.00	0.00	0.00	6878.23	0.00	24396.80	95
96	01/31/2013	R	0.00	0.00	0.00	6878.23	0.00	24396.80	96
97	02/01/2013	O	358.00	0.00	358.00	7236.23	0.00	24396.80	97
98	02/28/2013	M	0.00	0.00	0.00	7236.23	0.00	24396.80	98
99	02/28/2013	R	0.00	0.00	0.00	7236.23	0.00	24396.80	99
100	03/01/2013	O	358.00	0.00	358.00	7594.23	0.00	24396.80	100
101	03/31/2013	M	0.00	0.00	0.00	7594.23	0.00	24396.80	101
102	03/31/2013	R	0.00	0.00	0.00	7594.23	0.00	24396.80	102
103	04/01/2013	O	358.00	0.00	358.00	7952.23	0.00	24396.80	103
104	04/30/2013	M	0.00	0.00	0.00	7952.23	0.00	24396.80	104
105	04/30/2013	R	0.00	0.00	0.00	7952.23	0.00	24396.80	105
106	05/01/2013	O	358.00	0.00	358.00	8310.23	0.00	24396.80	106
107	05/31/2013	M	0.00	0.00	0.00	8310.23	0.00	24396.80	107
108	05/31/2013	R	0.00	0.00	0.00	8310.23	0.00	24396.80	108
109	06/01/2013	O	358.00	0.00	358.00	8668.23	0.00	24396.80	109
110	06/30/2013	M	0.00	0.00	0.00	8668.23	0.00	24396.80	110
111	06/30/2013	R	0.00	0.00	0.00	8668.23	0.00	24396.80	111
112	07/01/2013	O	358.00	0.00	358.00	9026.23	0.00	24396.80	112
113	07/31/2013	M	0.00	0.00	0.00	9026.23	0.00	24396.80	113
114	07/31/2013	R	0.00	0.00	0.00	9026.23	0.00	24396.80	114
115	08/01/2013	O	358.00	0.00	358.00	9384.23	0.00	24396.80	115
116	08/31/2013	M	0.00	0.00	0.00	9384.23	0.00	24396.80	116
117	08/31/2013	R	0.00	0.00	0.00	9384.23	0.00	24396.80	117
118	09/01/2013	O	358.00	0.00	358.00	9742.23	0.00	24396.80	118
119	09/25/2013	P	0.00	200.00	-200.00	9542.23	0.00	24396.80	119
120	09/30/2013	M	0.00	0.00	0.00	9542.23	0.00	24396.80	120
121	09/30/2013	R	0.00	0.00	0.00	9542.23	0.00	24396.80	121
122	10/01/2013	O	358.00	0.00	358.00	9900.23	0.00	24396.80	122
123	10/31/2013	M	0.00	0.00	0.00	9900.23	0.00	24396.80	123

	Event Date	Event Type	Current Amount Due	NCP Paid	Unadjudicated Arrears		Adjudicated Arrears		
					Adjustment Amount	Running Balance	Adjustment Amount	Running Balance	
124	10/31/2013	R	0.00	0.00	0.00	9900.23	0.00	24396.80	124
125	11/01/2013	O	358.00	0.00	358.00	10258.23	0.00	24396.80	125
126	11/07/2013	P	0.00	35.00	-35.00	10223.23	0.00	24396.80	126
127	11/30/2013	M	0.00	0.00	0.00	10223.23	0.00	24396.80	127
128	11/30/2013	R	0.00	0.00	0.00	10223.23	0.00	24396.80	128
129	12/01/2013	O	358.00	0.00	358.00	10581.23	0.00	24396.80	129
130	12/31/2013	M	0.00	0.00	0.00	10581.23	0.00	24396.80	130
131	12/31/2013	R	0.00	0.00	0.00	10581.23	0.00	24396.80	131
132	01/01/2014	O	358.00	0.00	358.00	10939.23	0.00	24396.80	132
133	01/31/2014	M	0.00	0.00	0.00	10939.23	0.00	24396.80	133
134	01/31/2014	R	0.00	0.00	0.00	10939.23	0.00	24396.80	134
135	02/01/2014	O	358.00	0.00	358.00	11297.23	0.00	24396.80	135
136	02/28/2014	M	0.00	0.00	0.00	11297.23	0.00	24396.80	136
137	02/28/2014	R	0.00	0.00	0.00	11297.23	0.00	24396.80	137
138	03/01/2014	O	358.00	0.00	358.00	11655.23	0.00	24396.80	138
139	03/31/2014	M	0.00	0.00	0.00	11655.23	0.00	24396.80	139
140	03/31/2014	R	0.00	0.00	0.00	11655.23	0.00	24396.80	140
141	04/01/2014	O	358.00	0.00	358.00	12013.23	0.00	24396.80	141
142	04/30/2014	M	0.00	0.00	0.00	12013.23	0.00	24396.80	142
143	04/30/2014	R	0.00	0.00	0.00	12013.23	0.00	24396.80	143
144	05/01/2014	O	358.00	0.00	358.00	12371.23	0.00	24396.80	144
145	05/31/2014	M	0.00	0.00	0.00	12371.23	0.00	24396.80	145
146	05/31/2014	R	0.00	0.00	0.00	12371.23	0.00	24396.80	146
147	06/01/2014	O	358.00	0.00	358.00	12729.23	0.00	24396.80	147
148	06/30/2014	M	0.00	0.00	0.00	12729.23	0.00	24396.80	148
149	06/30/2014	R	0.00	0.00	0.00	12729.23	0.00	24396.80	149
150	07/01/2014	O	358.00	0.00	358.00	13087.23	0.00	24396.80	150
151	07/31/2014	M	0.00	0.00	0.00	13087.23	0.00	24396.80	151
152	07/31/2014	R	0.00	0.00	0.00	13087.23	0.00	24396.80	152
153	08/01/2014	O	358.00	0.00	358.00	13445.23	0.00	24396.80	153
154	08/31/2014	M	0.00	0.00	0.00	13445.23	0.00	24396.80	154
155	08/31/2014	R	0.00	0.00	0.00	13445.23	0.00	24396.80	155
156	09/01/2014	O	358.00	0.00	358.00	13803.23	0.00	24396.80	156
157	09/30/2014	M	0.00	0.00	0.00	13803.23	0.00	24396.80	157

	Event Date	Event Type	Current Amount Due	NCP Paid	Unadjudicated Arrears		Adjudicated Arrears		
					Adjustment Amount	Running Balance	Adjustment Amount	Running Balance	
158	09/30/2014	R	0.00	0.00	0.00	13803.23	0.00	24396.80	158
159	10/01/2014	O	358.00	0.00	358.00	14161.23	0.00	24396.80	159
160	10/31/2014	M	0.00	0.00	0.00	14161.23	0.00	24396.80	160
161	10/31/2014	R	0.00	0.00	0.00	14161.23	0.00	24396.80	161
162	11/01/2014	O	358.00	0.00	358.00	14519.23	0.00	24396.80	162
163	11/30/2014	M	0.00	0.00	0.00	14519.23	0.00	24396.80	163
164	11/30/2014	R	0.00	0.00	0.00	14519.23	0.00	24396.80	164
165	12/01/2014	O	358.00	0.00	358.00	14877.23	0.00	24396.80	165
166	12/31/2014	M	0.00	0.00	0.00	14877.23	0.00	24396.80	166
167	12/31/2014	R	0.00	0.00	0.00	14877.23	0.00	24396.80	167
168	01/01/2015	O	358.00	0.00	358.00	15235.23	0.00	24396.80	168
169	01/31/2015	M	0.00	0.00	0.00	15235.23	0.00	24396.80	169
170	01/31/2015	R	0.00	0.00	0.00	15235.23	0.00	24396.80	170
171	02/01/2015	O	358.00	0.00	358.00	15593.23	0.00	24396.80	171
172	02/28/2015	M	0.00	0.00	0.00	15593.23	0.00	24396.80	172
173	02/28/2015	R	0.00	0.00	0.00	15593.23	0.00	24396.80	173
174	03/01/2015	O	358.00	0.00	358.00	15951.23	0.00	24396.80	174
175	03/31/2015	M	0.00	0.00	0.00	15951.23	0.00	24396.80	175
176	03/31/2015	R	0.00	0.00	0.00	15951.23	0.00	24396.80	176
177	04/01/2015	O	358.00	0.00	358.00	16309.23	0.00	24396.80	177
178	04/30/2015	M	0.00	0.00	0.00	16309.23	0.00	24396.80	178
179	04/30/2015	R	0.00	0.00	0.00	16309.23	0.00	24396.80	179
180	05/01/2015	O	358.00	0.00	358.00	16667.23	0.00	24396.80	180
181	05/31/2015	M	0.00	0.00	0.00	16667.23	0.00	24396.80	181
182	05/31/2015	R	0.00	0.00	0.00	16667.23	0.00	24396.80	182
183	06/01/2015	O	358.00	0.00	358.00	17025.23	0.00	24396.80	183
184	06/30/2015	M	0.00	0.00	0.00	17025.23	0.00	24396.80	184
185	06/30/2015	R	0.00	0.00	0.00	17025.23	0.00	24396.80	185
186	07/01/2015	O	358.00	0.00	358.00	17383.23	0.00	24396.80	186
187	07/31/2015	M	0.00	0.00	0.00	17383.23	0.00	24396.80	187
188	07/31/2015	R	0.00	0.00	0.00	17383.23	0.00	24396.80	188
189	08/01/2015	O	358.00	0.00	358.00	17741.23	0.00	24396.80	189
190	08/31/2015	M	0.00	0.00	0.00	17741.23	0.00	24396.80	190
191	08/31/2015	R	0.00	0.00	0.00	17741.23	0.00	24396.80	191

	Event Date	Event Type	Current Amount Due	NCP Paid	Unadjudicated Arrears		Adjudicated Arrears		
					Adjustment Amount	Running Balance	Adjustment Amount	Running Balance	
192	09/01/2015	O	358.00	0.00	358.00	18099.23	0.00	24396.80	192
193	09/30/2015	M	0.00	0.00	0.00	18099.23	0.00	24396.80	193
194	09/30/2015	R	0.00	0.00	0.00	18099.23	0.00	24396.80	194
195	10/01/2015	O	358.00	0.00	358.00	18457.23	0.00	24396.80	195
196	10/31/2015	M	0.00	0.00	0.00	18457.23	0.00	24396.80	196
197	10/31/2015	R	0.00	0.00	0.00	18457.23	0.00	24396.80	197
198	11/01/2015	O	358.00	0.00	358.00	18815.23	0.00	24396.80	198
199	11/30/2015	M	0.00	0.00	0.00	18815.23	0.00	24396.80	199
200	11/30/2015	R	0.00	0.00	0.00	18815.23	0.00	24396.80	200
201	12/01/2015	O	358.00	0.00	358.00	19173.23	0.00	24396.80	201
202	12/11/2015	P	0.00	133.63	-133.63	19039.60	0.00	24396.80	202
203	12/11/2015	P	0.00	5.28	-5.28	19034.32	0.00	24396.80	203
204	12/18/2015	P	0.00	57.75	-57.75	18976.57	0.00	24396.80	204
205	12/18/2015	P	0.00	2.28	-2.28	18974.29	0.00	24396.80	205
206	12/31/2015	M	0.00	0.00	0.00	18974.29	0.00	24396.80	206
207	12/31/2015	R	0.00	0.00	0.00	18974.29	0.00	24396.80	207
208	01/01/2016	O	358.00	0.00	358.00	19332.29	0.00	24396.80	208
209	01/31/2016	M	0.00	0.00	0.00	19332.29	0.00	24396.80	209
210	01/31/2016	R	0.00	0.00	0.00	19332.29	0.00	24396.80	210
211	02/01/2016	O	358.00	0.00	358.00	19690.29	0.00	24396.80	211
212	02/29/2016	M	0.00	0.00	0.00	19690.29	0.00	24396.80	212
213	02/29/2016	R	0.00	0.00	0.00	19690.29	0.00	24396.80	213
214	03/01/2016	O	358.00	0.00	358.00	20048.29	0.00	24396.80	214
215	03/31/2016	M	0.00	0.00	0.00	20048.29	0.00	24396.80	215
216	03/31/2016	R	0.00	0.00	0.00	20048.29	0.00	24396.80	216
217	04/01/2016	O	358.00	0.00	358.00	20406.29	0.00	24396.80	217
218	04/25/2016	P	0.00	40.00	-40.00	20366.29	0.00	24396.80	218
219	04/30/2016	M	0.00	0.00	0.00	20366.29	0.00	24396.80	219
220	04/30/2016	R	0.00	0.00	0.00	20366.29	0.00	24396.80	220
221	05/01/2016	O	358.00	0.00	358.00	20724.29	0.00	24396.80	221
222	05/02/2016	P	0.00	40.00	-40.00	20684.29	0.00	24396.80	222
223	05/23/2016	P	0.00	35.00	-35.00	20649.29	0.00	24396.80	223
224	05/31/2016	M	0.00	0.00	0.00	20649.29	0.00	24396.80	224
225	05/31/2016	R	0.00	0.00	0.00	20649.29	0.00	24396.80	225

Event Date	Event Type	Current Amount Due	NCP Paid	Unadjudicated Arrears		Adjudicated Arrears			
				Adjustment Amount	Running Balance	Adjustment Amount	Running Balance		
226	06/01/2016	O	358.00	0.00	358.00	21007.29	0.00	24396.80	226
227	06/07/2016	P	0.00	30.00	-30.00	20977.29	0.00	24396.80	227
228	06/20/2016	P	0.00	30.00	-30.00	20947.29	0.00	24396.80	228
229	06/27/2016	P	0.00	30.00	-30.00	20917.29	0.00	24396.80	229
230	06/30/2016	M	0.00	0.00	0.00	20917.29	0.00	24396.80	230
231	06/30/2016	R	0.00	0.00	0.00	20917.29	0.00	24396.80	231
232	07/01/2016	O	358.00	0.00	358.00	21275.29	0.00	24396.80	232
233	07/13/2016	P	0.00	35.00	-35.00	21240.29	0.00	24396.80	233
234	07/31/2016	M	0.00	0.00	0.00	21240.29	0.00	24396.80	234
235	07/31/2016	R	0.00	0.00	0.00	21240.29	0.00	24396.80	235
236	08/01/2016	O	358.00	0.00	358.00	21598.29	0.00	24396.80	236
237	08/09/2016	P	0.00	35.00	-35.00	21563.29	0.00	24396.80	237
238	08/22/2016	P	0.00	30.00	-30.00	21533.29	0.00	24396.80	238
239	08/31/2016	M	0.00	0.00	0.00	21533.29	0.00	24396.80	239
240	08/31/2016	R	0.00	0.00	0.00	21533.29	0.00	24396.80	240
241	09/01/2016	O	358.00	0.00	358.00	21891.29	0.00	24396.80	241
242	09/02/2016	P	0.00	30.00	-30.00	21861.29	0.00	24396.80	242
243	09/30/2016	M	0.00	0.00	0.00	21861.29	0.00	24396.80	243
244	09/30/2016	R	0.00	0.00	0.00	21861.29	0.00	24396.80	244
245	10/01/2016	O	358.00	0.00	358.00	22219.29	0.00	24396.80	245
246	10/19/2016	P	0.00	35.00	-35.00	22184.29	0.00	24396.80	246
247	10/31/2016	M	0.00	0.00	0.00	22184.29	0.00	24396.80	247
248	10/31/2016	R	0.00	0.00	0.00	22184.29	0.00	24396.80	248
249	11/01/2016	O	358.00	0.00	358.00	22542.29	0.00	24396.80	249
250	11/01/2016	P	0.00	30.00	-30.00	22512.29	0.00	24396.80	250
251	11/30/2016	M	0.00	0.00	0.00	22512.29	0.00	24396.80	251
252	11/30/2016	R	0.00	0.00	0.00	22512.29	0.00	24396.80	252
253	12/01/2016	O	358.00	0.00	358.00	22870.29	0.00	24396.80	253
254	12/01/2016	P	0.00	35.00	-35.00	22835.29	0.00	24396.80	254
255	12/31/2016	M	0.00	0.00	0.00	22835.29	0.00	24396.80	255
256	12/31/2016	R	0.00	0.00	0.00	22835.29	0.00	24396.80	256
257	01/01/2017	O	358.00	0.00	358.00	23193.29	0.00	24396.80	257
258	01/31/2017	M	0.00	0.00	0.00	23193.29	0.00	24396.80	258
259	01/31/2017	R	0.00	0.00	0.00	23193.29	0.00	24396.80	259

Event Date	Event Type	Current Amount Due	NCP Paid	Unadjudicated Arrears		Adjudicated Arrears		
				Adjustment Amount	Running Balance	Adjustment Amount	Running Balance	
260	02/01/2017	358.00	0.00	358.00	23551.29	0.00	24396.80	260
261	02/28/2017	0.00	0.00	0.00	23551.29	0.00	24396.80	261
262	02/28/2017	0.00	0.00	0.00	23551.29	0.00	24396.80	262
263	03/01/2017	358.00	0.00	358.00	23909.29	0.00	24396.80	263
264	03/23/2017	0.00	106.27	-106.27	23803.02	0.00	24396.80	264
265	03/23/2017	0.00	106.27	-106.27	23696.75	0.00	24396.80	265
266	03/23/2017	0.00	106.27	-106.27	23590.48	0.00	24396.80	266
267	03/31/2017	0.00	0.00	0.00	23590.48	0.00	24396.80	267
268	03/31/2017	0.00	0.00	0.00	23590.48	0.00	24396.80	268
269	04/01/2017	358.00	0.00	358.00	23948.48	0.00	24396.80	269
270	04/30/2017	0.00	0.00	0.00	23948.48	0.00	24396.80	270
271	04/30/2017	0.00	0.00	0.00	23948.48	0.00	24396.80	271
272	05/01/2017	358.00	0.00	358.00	24306.48	0.00	24396.80	272
273	05/05/2017	0.00	106.27	-106.27	24200.21	0.00	24396.80	273
274	05/05/2017	0.00	106.27	-106.27	24093.94	0.00	24396.80	274
275	05/05/2017	0.00	108.33	-108.33	23985.61	0.00	24396.80	275
276	05/05/2017	0.00	37.13	-37.13	23948.48	0.00	24396.80	276
277	05/05/2017	0.00	20.34	0.00	23948.48	-20.34	24376.46	277
278	05/05/2017	0.00	7.23	0.00	23948.48	-7.23	24369.23	278
279	05/25/2017	0.00	20.49	0.00	23948.48	-20.49	24348.74	279
280	05/25/2017	0.00	56.78	0.00	23948.48	-56.78	24291.96	280
281	05/25/2017	0.00	60.58	0.00	23948.48	-60.58	24231.38	281
282	05/25/2017	0.00	21.55	0.00	23948.48	-21.55	24209.83	282
283	05/25/2017	0.00	21.55	0.00	23948.48	-21.55	24188.28	283
284	05/25/2017	0.00	21.55	0.00	23948.48	-21.55	24166.73	284
285	05/31/2017	0.00	0.00	0.00	23948.48	0.00	24166.73	285
286	05/31/2017	0.00	0.00	0.00	23948.48	0.00	24166.73	286
287	06/01/2017	358.00	0.00	358.00	24306.48	0.00	24166.73	287
288	06/16/2017	0.00	108.33	-108.33	24198.15	0.00	24166.73	288
289	06/16/2017	0.00	108.33	-108.33	24089.82	0.00	24166.73	289
290	06/16/2017	0.00	108.33	-108.33	23981.49	0.00	24166.73	290
291	06/30/2017	0.00	0.00	0.00	23981.49	0.00	24166.73	291
292	06/30/2017	0.00	0.00	0.00	23981.49	0.00	24166.73	292
293	07/01/2017	358.00	0.00	358.00	24339.49	0.00	24166.73	293

	Event Date	Event Type	Current Amount Due	NCP Paid	Unadjudicated Arrears		Adjudicated Arrears		
					Adjustment Amount	Running Balance	Adjustment Amount	Running Balance	
294	07/06/2017	P	0.00	107.46	-107.46	24232.03	0.00	24166.73	294
295	07/06/2017	P	0.00	79.90	-79.90	24152.13	0.00	24166.73	295
296	07/06/2017	P	0.00	0.87	-0.87	24151.26	0.00	24166.73	296
297	07/06/2017	P	0.00	28.43	-28.43	24122.83	0.00	24166.73	297
298	07/31/2017	M	0.00	0.00	0.00	24122.83	0.00	24166.73	298
299	07/31/2017	R	0.00	0.00	0.00	24122.83	0.00	24166.73	299
300	08/01/2017	O	358.00	0.00	358.00	24480.83	0.00	24166.73	300
301	08/23/2017	P	0.00	108.33	-108.33	24372.50	0.00	24166.73	301
302	08/23/2017	P	0.00	108.33	-108.33	24264.17	0.00	24166.73	302
303	08/23/2017	P	0.00	108.33	-108.33	24155.84	0.00	24166.73	303
304	08/31/2017	M	0.00	0.00	0.00	24155.84	0.00	24166.73	304
305	08/31/2017	R	0.00	0.00	0.00	24155.84	0.00	24166.73	305
306	09/01/2017	O	358.00	0.00	358.00	24513.84	0.00	24166.73	306
307	09/30/2017	M	0.00	0.00	0.00	24513.84	0.00	24166.73	307
308	09/30/2017	R	0.00	0.00	0.00	24513.84	0.00	24166.73	308
309	10/01/2017	O	358.00	0.00	358.00	24871.84	0.00	24166.73	309
310	10/31/2017	M	0.00	0.00	0.00	24871.84	0.00	24166.73	310
311	10/31/2017	R	0.00	0.00	0.00	24871.84	0.00	24166.73	311
312	11/01/2017	O	358.00	0.00	358.00	25229.84	0.00	24166.73	312
313	11/30/2017	M	0.00	0.00	0.00	25229.84	0.00	24166.73	313
314	11/30/2017	R	0.00	0.00	0.00	25229.84	0.00	24166.73	314
315	12/01/2017	O	358.00	0.00	358.00	25587.84	0.00	24166.73	315
316	12/31/2017	M	0.00	0.00	0.00	25587.84	0.00	24166.73	316
317	12/31/2017	R	0.00	0.00	0.00	25587.84	0.00	24166.73	317
318	01/01/2018	O	358.00	0.00	358.00	25945.84	0.00	24166.73	318
319	01/31/2018	M	0.00	0.00	0.00	25945.84	0.00	24166.73	319
320	01/31/2018	R	0.00	0.00	0.00	25945.84	0.00	24166.73	320
321	02/01/2018	O	358.00	0.00	358.00	26303.84	0.00	24166.73	321
322	02/28/2018	M	0.00	0.00	0.00	26303.84	0.00	24166.73	322
323	02/28/2018	R	0.00	0.00	0.00	26303.84	0.00	24166.73	323
324	03/01/2018	O	358.00	0.00	358.00	26661.84	0.00	24166.73	324
325	03/31/2018	M	0.00	0.00	0.00	26661.84	0.00	24166.73	325
326	03/31/2018	R	0.00	0.00	0.00	26661.84	0.00	24166.73	326
327	04/01/2018	O	358.00	0.00	358.00	27019.84	0.00	24166.73	327

	Event Date	Event Type	Current Amount Due	NCP Paid	Unadjudicated Arrears		Adjudicated Arrears		
					Adjustment Amount	Running Balance	Adjustment Amount	Running Balance	
328	04/30/2018	M	0.00	0.00	0.00	27019.84	0.00	24166.73	328
329	04/30/2018	R	0.00	0.00	0.00	27019.84	0.00	24166.73	329
330	05/01/2018	O	358.00	0.00	358.00	27377.84	0.00	24166.73	330
331	05/31/2018	M	0.00	0.00	0.00	27377.84	0.00	24166.73	331
332	05/31/2018	R	0.00	0.00	0.00	27377.84	0.00	24166.73	332
333	06/01/2018	O	358.00	0.00	358.00	27735.84	0.00	24166.73	333
334	06/11/2018	P	0.00	126.84	0.00	27735.84	-126.84	24039.89	334
335	06/30/2018	M	0.00	0.00	0.00	27735.84	0.00	24039.89	335
336	06/30/2018	R	0.00	0.00	0.00	27735.84	0.00	24039.89	336
337	07/01/2018	O	358.00	0.00	358.00	28093.84	0.00	24039.89	337
338	07/31/2018	M	0.00	0.00	0.00	28093.84	0.00	24039.89	338
339	07/31/2018	R	0.00	0.00	0.00	28093.84	0.00	24039.89	339
340	08/01/2018	O	358.00	0.00	358.00	28451.84	0.00	24039.89	340
341	08/31/2018	M	0.00	0.00	0.00	28451.84	0.00	24039.89	341
342	08/31/2018	R	0.00	0.00	0.00	28451.84	0.00	24039.89	342
343	09/01/2018	O	358.00	0.00	358.00	28809.84	0.00	24039.89	343
344	09/30/2018	M	0.00	0.00	0.00	28809.84	0.00	24039.89	344
345	09/30/2018	R	0.00	0.00	0.00	28809.84	0.00	24039.89	345
346	10/01/2018	O	358.00	0.00	358.00	29167.84	0.00	24039.89	346
347	10/31/2018	M	0.00	0.00	0.00	29167.84	0.00	24039.89	347
348	10/31/2018	R	0.00	0.00	0.00	29167.84	0.00	24039.89	348
349	11/01/2018	O	358.00	0.00	358.00	29525.84	0.00	24039.89	349
350	11/08/2018	P	0.00	0.60	-0.60	29525.24	0.00	24039.89	350
351	11/08/2018	P	0.00	2.49	-2.49	29522.75	0.00	24039.89	351
352	11/08/2018	P	0.00	1.88	-1.88	29520.87	0.00	24039.89	352
353	11/08/2018	P	0.00	365.84	-353.03	29167.84	-12.81	24027.08	353
354	11/30/2018	M	0.00	0.00	0.00	29167.84	0.00	24027.08	354
355	11/30/2018	R	0.00	0.00	0.00	29167.84	0.00	24027.08	355
356	12/01/2018	O	358.00	0.00	358.00	29525.84	0.00	24027.08	356
357	12/31/2018	M	0.00	0.00	0.00	29525.84	0.00	24027.08	357
358	12/31/2018	R	0.00	0.00	0.00	29525.84	0.00	24027.08	358
359	01/01/2019	O	358.00	0.00	358.00	29883.84	0.00	24027.08	359
360	01/31/2019	M	0.00	0.00	0.00	29883.84	0.00	24027.08	360
361	01/31/2019	R	0.00	0.00	0.00	29883.84	0.00	24027.08	361

	Event Date	Event Type	Current Amount Due	NCP Paid	Unadjudicated Arrears		Adjudicated Arrears		
					Adjustment Amount	Running Balance	Adjustment Amount	Running Balance	
362	02/01/2019	O	358.00	0.00	358.00	30241.84	0.00	24027.08	362
363	02/28/2019	M	0.00	0.00	0.00	30241.84	0.00	24027.08	363
364	02/28/2019	R	0.00	0.00	0.00	30241.84	0.00	24027.08	364
365	03/01/2019	O	358.00	0.00	358.00	30599.84	0.00	24027.08	365
366	03/31/2019	M	0.00	0.00	0.00	30599.84	0.00	24027.08	366
367	03/31/2019	R	0.00	0.00	0.00	30599.84	0.00	24027.08	367
368	04/01/2019	O	358.00	0.00	358.00	30957.84	0.00	24027.08	368
369	04/30/2019	M	0.00	0.00	0.00	30957.84	0.00	24027.08	369
370	04/30/2019	R	0.00	0.00	0.00	30957.84	0.00	24027.08	370
371	05/01/2019	O	358.00	0.00	358.00	31315.84	0.00	24027.08	371
372	05/31/2019	M	0.00	0.00	0.00	31315.84	0.00	24027.08	372
373	05/31/2019	R	0.00	0.00	0.00	31315.84	0.00	24027.08	373
374	06/01/2019	O	358.00	0.00	358.00	31673.84	0.00	24027.08	374
375	06/30/2019	M	0.00	0.00	0.00	31673.84	0.00	24027.08	375
376	06/30/2019	R	0.00	0.00	0.00	31673.84	0.00	24027.08	376
377	07/01/2019	O	358.00	0.00	358.00	32031.84	0.00	24027.08	377
378	07/31/2019	M	0.00	0.00	0.00	32031.84	0.00	24027.08	378
379	07/31/2019	R	0.00	0.00	0.00	32031.84	0.00	24027.08	379
380	08/01/2019	O	358.00	0.00	358.00	32389.84	0.00	24027.08	380
381	08/31/2019	M	0.00	0.00	0.00	32389.84	0.00	24027.08	381
382	08/31/2019	R	0.00	0.00	0.00	32389.84	0.00	24027.08	382
383	09/01/2019	O	358.00	0.00	358.00	32747.84	0.00	24027.08	383
384	09/30/2019	M	0.00	0.00	0.00	32747.84	0.00	24027.08	384
385	09/30/2019	R	0.00	0.00	0.00	32747.84	0.00	24027.08	385
386	10/01/2019	O	358.00	0.00	358.00	33105.84	0.00	24027.08	386
387	10/31/2019	M	0.00	0.00	0.00	33105.84	0.00	24027.08	387
388	10/31/2019	R	0.00	0.00	0.00	33105.84	0.00	24027.08	388
389	11/01/2019	O	358.00	0.00	358.00	33463.84	0.00	24027.08	389
390	11/30/2019	M	0.00	0.00	0.00	33463.84	0.00	24027.08	390
391	11/30/2019	R	0.00	0.00	0.00	33463.84	0.00	24027.08	391
392	12/01/2019	O	358.00	0.00	358.00	33821.84	0.00	24027.08	392
393	12/31/2019	M	0.00	0.00	0.00	33821.84	0.00	24027.08	393
394	12/31/2019	R	0.00	0.00	0.00	33821.84	0.00	24027.08	394
395	01/01/2020	O	358.00	0.00	358.00	34179.84	0.00	24027.08	395

Event Date	Event Type	Current Amount Due	NCP Paid	Unadjudicated Arrears		Adjudicated Arrears		
				Adjustment Amount	Running Balance	Adjustment Amount	Running Balance	
396	01/31/2020	M	0.00	0.00	34179.84	0.00	24027.08	396
397	01/31/2020	R	0.00	0.00	34179.84	0.00	24027.08	397
398	02/01/2020	O	0.00	358.00	34537.84	0.00	24027.08	398
399	02/29/2020	M	0.00	0.00	34537.84	0.00	24027.08	399
400	02/29/2020	R	0.00	0.00	34537.84	0.00	24027.08	400
401	03/01/2020	O	0.00	358.00	34895.84	0.00	24027.08	401
402	03/31/2020	M	0.00	0.00	34895.84	0.00	24027.08	402
403	03/31/2020	R	0.00	0.00	34895.84	0.00	24027.08	403
404	04/01/2020	O	0.00	358.00	35253.84	0.00	24027.08	404
405	04/30/2020	M	0.00	0.00	35253.84	0.00	24027.08	405
406	04/30/2020	R	0.00	0.00	35253.84	0.00	24027.08	406
407	05/01/2020	O	0.00	358.00	35611.84	0.00	24027.08	407
408	05/31/2020	M	0.00	0.00	35611.84	0.00	24027.08	408
409	05/31/2020	R	0.00	0.00	35611.84	0.00	24027.08	409
410	06/01/2020	O	0.00	358.00	35969.84	0.00	24027.08	410
411	06/11/2020	P	0.00	125.00	35844.84	0.00	24027.08	411
412	06/24/2020	P	0.00	233.00	35611.84	0.00	24027.08	412
413	06/30/2020	M	0.00	0.00	35611.84	0.00	24027.08	413
414	06/30/2020	R	0.00	0.00	35611.84	0.00	24027.08	414
415	07/01/2020	O	0.00	358.00	35969.84	0.00	24027.08	415
416	07/10/2020	P	0.00	245.56	35724.28	0.00	24027.08	416
417	07/22/2020	P	0.00	108.25	35616.03	0.00	24027.08	417
418	07/31/2020	M	0.00	0.00	35616.03	0.00	24027.08	418
419	07/31/2020	R	0.00	0.00	35616.03	0.00	24027.08	419
420	08/01/2020	O	0.00	358.00	35974.03	0.00	24027.08	420
421	08/31/2020	M	0.00	0.00	35974.03	0.00	24027.08	421
422	08/31/2020	R	0.00	0.00	35974.03	0.00	24027.08	422
423	09/01/2020	O	0.00	358.00	36332.03	0.00	24027.08	423
424	09/30/2020	M	0.00	0.00	36332.03	0.00	24027.08	424
425	09/30/2020	R	0.00	0.00	36332.03	0.00	24027.08	425
426	10/01/2020	O	0.00	358.00	36690.03	0.00	24027.08	426
427	10/31/2020	M	0.00	0.00	36690.03	0.00	24027.08	427
428	10/31/2020	R	0.00	0.00	36690.03	0.00	24027.08	428
429	11/01/2020	O	0.00	358.00	37048.03	0.00	24027.08	429

Event Date	Event Type	Current Amount Due	NCP Paid	Unadjudicated Arrears		Adjudicated Arrears		
				Adjustment Amount	Running Balance	Adjustment Amount	Running Balance	
430 11/30/2020	M	0.00	0.00	0.00	37048.03	0.00	24027.08	430
431 11/30/2020	R	0.00	0.00	0.00	37048.03	0.00	24027.08	431
432 12/01/2020	O	358.00	0.00	358.00	37406.03	0.00	24027.08	432
433 12/31/2020	M	0.00	0.00	0.00	37406.03	0.00	24027.08	433
434 12/31/2020	R	0.00	0.00	0.00	37406.03	0.00	24027.08	434
435 01/01/2021	O	358.00	0.00	358.00	37764.03	0.00	24027.08	435
436 01/31/2021	M	0.00	0.00	0.00	37764.03	0.00	24027.08	436
437 01/31/2021	R	0.00	0.00	0.00	37764.03	0.00	24027.08	437
438 02/01/2021	O	358.00	0.00	358.00	38122.03	0.00	24027.08	438
439 02/28/2021	M	0.00	0.00	0.00	38122.03	0.00	24027.08	439
440 02/28/2021	R	0.00	0.00	0.00	38122.03	0.00	24027.08	440
441 03/01/2021	O	358.00	0.00	358.00	38480.03	0.00	24027.08	441
442 03/31/2021	M	0.00	0.00	0.00	38480.03	0.00	24027.08	442
443 03/31/2021	R	0.00	0.00	0.00	38480.03	0.00	24027.08	443
444 04/01/2021	O	358.00	0.00	358.00	38838.03	0.00	24027.08	444
445 04/30/2021	M	0.00	0.00	0.00	38838.03	0.00	24027.08	445
446 04/30/2021	R	0.00	0.00	0.00	38838.03	0.00	24027.08	446
447 05/01/2021	O	358.00	0.00	358.00	39196.03	0.00	24027.08	447
448 05/31/2021	M	0.00	0.00	0.00	39196.03	0.00	24027.08	448
449 05/31/2021	R	0.00	0.00	0.00	39196.03	0.00	24027.08	449
450 06/01/2021	O	358.00	0.00	358.00	39554.03	0.00	24027.08	450
451 06/30/2021	M	0.00	0.00	0.00	39554.03	0.00	24027.08	451
452 06/30/2021	R	0.00	0.00	0.00	39554.03	0.00	24027.08	452
453 07/01/2021	O	358.00	0.00	358.00	39912.03	0.00	24027.08	453
454 07/31/2021	M	0.00	0.00	0.00	39912.03	0.00	24027.08	454
455 07/31/2021	R	0.00	0.00	0.00	39912.03	0.00	24027.08	455
Totals:		\$44750.00	\$5254.63	\$0.00	\$39912.03	\$0.00	\$24027.08	

Total Unadjudicated: \$39912.03
Total Adjudicated: \$24027.08
Total Arrears: \$63939.11

Custodian Financial Audit (part 2 of 2)

Run Date: 09/15/2021

Run Time: 01:11 PM

NCP Name: Hernandez-canchola , Joel
CST Name: Picotte, Valerie

Case ID: 373132000B
Docket#: 11-UR-0009

Office: 03

Prepared By: JPETERMA
Last Updated By: JPETERMA

Prepared By Date: 09/15/2021
Last Updated By Date: 08/26/2021

Provision Type: Child Support

Event Date	Event Type	Current Amount Due	NCP Paid	Unadjudicated Interest (On UA)		Unadjudicated Interest (On AA)		Adjudicated Interest		Unadjudicated Penalty		Adjudicated Penalty	
				Adjust Amount	Running Balance	Adjust Amount	Running Balance	Adjust Amount	Running Balance	Adjust Amount	Running Balance	Adjust Amount	Running Balance
03/01/2011	J	0.00	0.00	0.00	0.00	0.00	0.00	3623.53	3623.53	0.00	0.00	1670.75	1670.75
03/01/2011	O	358.00	0.00	0.00	0.00	0.00	0.00	0.00	3623.53	0.00	0.00	0.00	1670.75
03/31/2011	M	0.00	0.00	1.57	106.94	106.94	106.94	0.00	3623.53	0.00	0.00	0.00	1670.75
03/31/2011	R	0.00	0.00	1.57	0.00	106.94	106.94	0.00	3623.53	0.00	0.00	0.00	1670.75
04/01/2011	O	358.00	0.00	1.57	0.00	106.94	106.94	0.00	3623.53	0.00	0.00	0.00	1670.75
04/30/2011	M	0.00	0.00	3.13	4.70	106.94	213.88	0.00	3623.53	35.80	35.80	0.00	1670.75
04/30/2011	R	0.00	0.00	0.00	4.70	0.00	213.88	0.00	3623.53	0.00	0.00	0.00	1670.75
05/01/2011	O	358.00	0.00	4.70	0.00	0.00	213.88	0.00	3623.53	0.00	0.00	0.00	1670.75
05/31/2011	M	0.00	0.00	4.70	9.40	106.94	320.82	0.00	3623.53	35.80	71.60	0.00	1670.75
05/31/2011	R	0.00	0.00	0.00	9.40	0.00	320.82	0.00	3623.53	0.00	0.00	0.00	1670.75
06/01/2011	O	358.00	0.00	0.00	9.40	0.00	320.82	0.00	3623.53	0.00	0.00	0.00	1670.75
06/30/2011	M	0.00	0.00	6.26	15.66	106.94	427.76	0.00	3623.53	35.80	107.40	0.00	1670.75
06/30/2011	R	0.00	0.00	0.00	15.66	0.00	427.76	0.00	3623.53	0.00	0.00	0.00	1670.75
07/01/2011	O	358.00	0.00	7.83	23.49	106.94	534.70	0.00	3623.53	0.00	0.00	0.00	1670.75
07/31/2011	M	0.00	0.00	0.00	23.49	0.00	534.70	0.00	3623.53	0.00	0.00	0.00	1670.75
07/31/2011	R	0.00	0.00	0.00	23.49	0.00	534.70	0.00	3623.53	0.00	0.00	0.00	1670.75
08/01/2011	O	358.00	0.00	9.40	32.89	106.94	641.64	0.00	3623.53	35.80	179.00	0.00	1670.75
08/31/2011	M	0.00	0.00	0.00	32.89	0.00	641.64	0.00	3623.53	0.00	0.00	0.00	1670.75
08/31/2011	R	0.00	0.00	0.00	32.89	0.00	641.64	0.00	3623.53	0.00	0.00	0.00	1670.75
09/01/2011	O	358.00	0.00	0.00	32.89	0.00	641.64	0.00	3623.53	0.00	0.00	0.00	1670.75

Event Date	Event Type	Current Amount Due	NCP Paid	Unadjudicated Interest (On UA)		Unadjudicated Interest (On AA)		Adjudicated Interest		Unadjudicated Penalty		Adjudicated Penalty	
				Adjust Amount	Running Balance	Adjust Amount	Running Balance	Adjust Amount	Running Balance	Adjust Amount	Running Balance	Adjust Amount	Running Balance
21 09/30/2011	M	0.00	0.00	10.96	43.85	106.94	748.58	0.00	3623.53	35.80	214.80	0.00	1670.75
22 09/30/2011	R	0.00	0.00	0.00	43.85	0.00	748.58	0.00	3623.53	0.00	214.80	0.00	1670.75
23 10/01/2011	O	358.00	0.00	0.00	43.85	0.00	748.58	0.00	3623.53	0.00	214.80	0.00	1670.75
24 10/31/2011	M	0.00	0.00	12.53	56.38	106.94	855.52	0.00	3623.53	35.80	250.60	0.00	1670.75
25 10/31/2011	R	0.00	0.00	0.00	56.38	0.00	855.52	0.00	3623.53	0.00	250.60	0.00	1670.75
26 11/01/2011	O	358.00	0.00	0.00	56.38	0.00	855.52	0.00	3623.53	0.00	250.60	0.00	1670.75
27 11/30/2011	M	0.00	0.00	14.10	70.48	106.94	962.46	0.00	3623.53	35.80	286.40	0.00	1670.75
28 11/30/2011	R	0.00	0.00	0.00	70.48	0.00	962.46	0.00	3623.53	0.00	286.40	0.00	1670.75
29 12/01/2011	O	358.00	0.00	0.00	70.48	0.00	962.46	0.00	3623.53	0.00	286.40	0.00	1670.75
30 12/31/2011	M	0.00	0.00	15.66	86.14	106.94	1069.40	0.00	3623.53	35.80	322.20	0.00	1670.75
31 12/31/2011	R	0.00	0.00	0.00	86.14	0.00	1069.40	0.00	3623.53	0.00	322.20	0.00	1670.75
32 01/01/2012	O	358.00	0.00	0.00	86.14	0.00	1069.40	0.00	3623.53	0.00	322.20	0.00	1670.75
33 01/31/2012	M	0.00	0.00	17.23	103.37	106.94	1176.34	0.00	3623.53	35.80	358.00	0.00	1670.75
34 01/31/2012	R	0.00	0.00	0.00	103.37	0.00	1176.34	0.00	3623.53	0.00	358.00	0.00	1670.75
35 02/01/2012	O	358.00	0.00	0.00	103.37	0.00	1176.34	0.00	3623.53	0.00	358.00	0.00	1670.75
36 02/29/2012	M	0.00	0.00	18.80	122.17	106.94	1283.28	0.00	3623.53	35.80	393.80	0.00	1670.75
37 02/29/2012	R	0.00	0.00	0.00	122.17	0.00	1283.28	0.00	3623.53	0.00	393.80	0.00	1670.75
38 03/01/2012	O	358.00	0.00	0.00	122.17	0.00	1283.28	0.00	3623.53	0.00	393.80	0.00	1670.75
39 03/31/2012	M	0.00	0.00	20.36	142.53	106.94	1390.22	0.00	3623.53	35.80	429.60	0.00	1670.75
40 03/31/2012	R	0.00	0.00	0.00	142.53	0.00	1390.22	0.00	3623.53	0.00	429.60	0.00	1670.75
41 04/01/2012	O	358.00	0.00	0.00	142.53	0.00	1390.22	0.00	3623.53	0.00	429.60	0.00	1670.75
42 04/30/2012	M	0.00	0.00	21.93	164.46	106.94	1497.16	0.00	3623.53	35.80	465.40	0.00	1670.75
43 04/30/2012	R	0.00	0.00	0.00	164.46	0.00	1497.16	0.00	3623.53	0.00	465.40	0.00	1670.75
44 05/01/2012	O	358.00	0.00	0.00	164.46	0.00	1497.16	0.00	3623.53	0.00	465.40	0.00	1670.75
45 05/31/2012	M	0.00	0.00	23.49	187.95	106.94	1604.10	0.00	3623.53	35.80	501.20	0.00	1670.75
46 05/31/2012	R	0.00	0.00	0.00	187.95	0.00	1604.10	0.00	3623.53	0.00	501.20	0.00	1670.75
47 06/01/2012	O	358.00	0.00	0.00	187.95	0.00	1604.10	0.00	3623.53	0.00	501.20	0.00	1670.75
48 06/04/2012	P	0.00	32.93	0.00	187.95	0.00	1604.10	0.00	3623.53	0.00	501.20	0.00	1670.75
49 06/11/2012	P	0.00	32.93	0.00	187.95	0.00	1604.10	0.00	3623.53	0.00	501.20	0.00	1670.75
50 06/22/2012	P	0.00	32.93	0.00	187.95	0.00	1604.10	0.00	3623.53	0.00	501.20	0.00	1670.75
51 06/29/2012	P	0.00	32.93	0.00	187.95	0.00	1604.10	0.00	3623.53	0.00	501.20	0.00	1670.75
52 06/30/2012	M	0.00	0.00	24.48	212.43	106.94	1711.04	0.00	3623.53	22.63	523.83	0.00	1670.75
53 06/30/2012	R	0.00	0.00	0.00	212.43	0.00	1711.04	0.00	3623.53	0.00	523.83	0.00	1670.75

Event Date	Event Type	Current Amount Due	NCP Paid	Unadjudicated Interest (On UA)		Unadjudicated Interest (On AA)		Adjudicated Interest		Unadjudicated Penalty		Adjudicated Penalty		
				Adjust Amount	Running Balance	Adjust Amount	Running Balance	Adjust Amount	Running Balance	Adjust Amount	Running Balance	Adjust Amount	Running Balance	Adjust Amount
54	07/01/2012	O	358.00	0.00	212.43	0.00	1711.04	0.00	3623.53	0.00	523.83	0.00	1670.75	54
55	07/09/2012	P	0.00	32.93	212.43	0.00	1711.04	0.00	3623.53	0.00	523.83	0.00	1670.75	55
56	07/25/2012	P	0.00	32.93	212.43	0.00	1711.04	0.00	3623.53	0.00	523.83	0.00	1670.75	56
57	07/30/2012	P	0.00	32.93	212.43	0.00	1711.04	0.00	3623.53	0.00	523.83	0.00	1670.75	57
58	07/31/2012	M	0.00	0.00	238.05	106.94	1817.98	0.00	3623.53	25.92	549.75	0.00	1670.75	58
59	07/31/2012	R	0.00	0.00	238.05	0.00	1817.98	0.00	3623.53	0.00	549.75	0.00	1670.75	59
60	08/01/2012	O	358.00	0.00	238.05	0.00	1817.98	0.00	3623.53	0.00	549.75	0.00	1670.75	60
61	08/03/2012	P	0.00	32.93	238.05	0.00	1817.98	0.00	3623.53	0.00	549.75	0.00	1670.75	61
62	08/13/2012	P	0.00	32.93	238.05	0.00	1817.98	0.00	3623.53	0.00	549.75	0.00	1670.75	62
63	08/20/2012	P	0.00	32.93	238.05	0.00	1817.98	0.00	3623.53	0.00	549.75	0.00	1670.75	63
64	08/27/2012	P	0.00	32.93	238.05	0.00	1817.98	0.00	3623.53	0.00	549.75	0.00	1670.75	64
65	08/31/2012	M	0.00	0.00	264.66	106.94	1924.92	0.00	3623.53	22.63	572.38	0.00	1670.75	65
66	08/31/2012	R	0.00	0.00	264.66	0.00	1924.92	0.00	3623.53	0.00	572.38	0.00	1670.75	66
67	09/01/2012	O	358.00	0.00	264.66	0.00	1924.92	0.00	3623.53	0.00	572.38	0.00	1670.75	67
68	09/04/2012	P	0.00	32.93	264.66	0.00	1924.92	0.00	3623.53	0.00	572.38	0.00	1670.75	68
69	09/10/2012	P	0.00	33.46	264.66	0.00	1924.92	0.00	3623.53	0.00	572.38	0.00	1670.75	69
70	09/17/2012	P	0.00	33.46	264.66	0.00	1924.92	0.00	3623.53	0.00	572.38	0.00	1670.75	70
71	09/24/2012	P	0.00	33.46	264.66	0.00	1924.92	0.00	3623.53	0.00	572.38	0.00	1670.75	71
72	09/30/2012	M	0.00	0.00	292.25	106.94	2031.86	0.00	3623.53	22.47	594.85	0.00	1670.75	72
73	09/30/2012	R	0.00	0.00	292.25	0.00	2031.86	0.00	3623.53	0.00	594.85	0.00	1670.75	73
74	10/01/2012	O	358.00	0.00	292.25	0.00	2031.86	0.00	3623.53	0.00	594.85	0.00	1670.75	74
75	10/01/2012	P	0.00	33.46	292.25	0.00	2031.86	0.00	3623.53	0.00	594.85	0.00	1670.75	75
76	10/09/2012	P	0.00	144.23	292.25	0.00	2031.86	0.00	3623.53	0.00	594.85	0.00	1670.75	76
77	10/15/2012	P	0.00	144.23	292.25	0.00	2031.86	0.00	3623.53	0.00	594.85	0.00	1670.75	77
78	10/22/2012	P	0.00	45.35	292.25	0.00	2031.86	0.00	3623.53	0.00	594.85	0.00	1670.75	78
79	10/22/2012	R	0.00	0.00	292.25	0.00	2031.86	0.00	3623.53	0.00	594.85	0.00	1670.75	79
80	10/29/2012	P	0.00	36.98	292.25	0.00	2031.86	0.00	3623.53	0.00	594.85	0.00	1670.75	80
81	10/31/2012	M	0.00	0.00	319.84	106.74	2138.60	0.00	3623.53	0.00	594.85	0.00	1670.75	81
82	10/31/2012	R	0.00	0.00	319.84	0.00	2138.60	0.00	3623.53	0.00	594.85	0.00	1670.75	82
83	11/01/2012	O	358.00	0.00	319.84	0.00	2138.60	0.00	3623.53	0.00	594.85	0.00	1670.75	83
84	11/02/2012	P	0.00	144.23	319.84	0.00	2138.60	0.00	3623.53	0.00	594.85	0.00	1670.75	84
85	11/09/2012	P	0.00	144.23	319.84	0.00	2138.60	0.00	3623.53	0.00	594.85	0.00	1670.75	85
86	11/16/2012	P	0.00	70.23	319.84	0.00	2138.60	0.00	3623.53	0.00	594.85	0.00	1670.75	86

Event Date	Event Type	Current Amount Due	NCP Paid	Unadjudicated Interest (On UA)		Unadjudicated Interest (On AA)		Adjudicated Interest		Unadjudicated Penalty		Adjudicated Penalty			
				Adjust Amount	Running Balance	Adjust Amount	Running Balance	Adjust Amount	Running Balance	Adjust Amount	Running Balance	Adjust Amount	Running Balance		
87	11/16/2012	R	0.00	0.00	319.84	0.00	2138.60	0.00	3623.53	0.00	594.85	0.00	1670.75	87	
88	11/30/2012	M	0.00	27.59	347.43	106.74	2245.34	0.00	3623.53	0.00	594.85	0.00	1670.75	88	
89	11/30/2012	R	0.00	0.00	347.43	0.00	2245.34	0.00	3623.53	0.00	594.85	0.00	1670.75	89	
90	12/01/2012	O	358.00	0.00	347.43	0.00	2245.34	0.00	3623.53	0.00	594.85	0.00	1670.75	90	
91	12/03/2012	P	0.00	144.23	0.00	347.43	0.00	2245.34	0.00	3623.53	0.00	594.85	0.00	1670.75	91
92	12/31/2012	M	0.00	0.00	28.53	375.96	106.74	2352.08	0.00	3623.53	21.38	616.23	0.00	1670.75	92
93	12/31/2012	R	0.00	0.00	0.00	375.96	0.00	2352.08	0.00	3623.53	0.00	616.23	0.00	1670.75	93
94	01/01/2013	O	358.00	0.00	0.00	375.96	0.00	2352.08	0.00	3623.53	0.00	616.23	0.00	1670.75	94
95	01/31/2013	M	0.00	0.00	30.09	406.05	106.74	2458.82	0.00	3623.53	35.80	652.03	0.00	1670.75	95
96	01/31/2013	R	0.00	0.00	0.00	406.05	0.00	2458.82	0.00	3623.53	0.00	652.03	0.00	1670.75	96
97	02/01/2013	O	358.00	0.00	0.00	406.05	0.00	2458.82	0.00	3623.53	0.00	652.03	0.00	1670.75	97
98	02/28/2013	M	0.00	0.00	31.66	437.71	106.74	2565.56	0.00	3623.53	35.80	687.83	0.00	1670.75	98
99	02/28/2013	R	0.00	0.00	0.00	437.71	0.00	2565.56	0.00	3623.53	0.00	687.83	0.00	1670.75	99
100	03/01/2013	O	358.00	0.00	0.00	437.71	0.00	2565.56	0.00	3623.53	0.00	687.83	0.00	1670.75	100
101	03/31/2013	M	0.00	0.00	33.22	470.93	106.74	2672.30	0.00	3623.53	35.80	723.63	0.00	1670.75	101
102	03/31/2013	R	0.00	0.00	0.00	470.93	0.00	2672.30	0.00	3623.53	0.00	723.63	0.00	1670.75	102
103	04/01/2013	O	358.00	0.00	0.00	470.93	0.00	2672.30	0.00	3623.53	0.00	723.63	0.00	1670.75	103
104	04/30/2013	M	0.00	0.00	34.79	505.72	106.74	2779.04	0.00	3623.53	35.80	759.43	0.00	1670.75	104
105	04/30/2013	R	0.00	0.00	0.00	505.72	0.00	2779.04	0.00	3623.53	0.00	759.43	0.00	1670.75	105
106	05/01/2013	O	358.00	0.00	0.00	505.72	0.00	2779.04	0.00	3623.53	0.00	759.43	0.00	1670.75	106
107	05/31/2013	M	0.00	0.00	36.36	542.08	106.74	2885.78	0.00	3623.53	35.80	795.23	0.00	1670.75	107
108	05/31/2013	R	0.00	0.00	0.00	542.08	0.00	2885.78	0.00	3623.53	0.00	795.23	0.00	1670.75	108
109	06/01/2013	O	358.00	0.00	0.00	542.08	0.00	2885.78	0.00	3623.53	0.00	795.23	0.00	1670.75	109
110	06/30/2013	M	0.00	0.00	37.92	580.00	106.74	2992.52	0.00	3623.53	35.80	831.03	0.00	1670.75	110
111	06/30/2013	R	0.00	0.00	0.00	580.00	0.00	2992.52	0.00	3623.53	0.00	831.03	0.00	1670.75	111
112	07/01/2013	O	358.00	0.00	0.00	580.00	0.00	2992.52	0.00	3623.53	0.00	831.03	0.00	1670.75	112
113	07/31/2013	M	0.00	0.00	39.49	619.49	106.74	3099.26	0.00	3623.53	35.80	866.83	0.00	1670.75	113
114	07/31/2013	R	0.00	0.00	0.00	619.49	0.00	3099.26	0.00	3623.53	0.00	866.83	0.00	1670.75	114
115	08/01/2013	O	358.00	0.00	0.00	619.49	0.00	3099.26	0.00	3623.53	0.00	866.83	0.00	1670.75	115
116	08/31/2013	M	0.00	0.00	41.06	660.55	106.74	3206.00	0.00	3623.53	35.80	902.63	0.00	1670.75	116
117	08/31/2013	R	0.00	0.00	0.00	660.55	0.00	3206.00	0.00	3623.53	0.00	902.63	0.00	1670.75	117
118	09/01/2013	O	358.00	0.00	0.00	660.55	0.00	3206.00	0.00	3623.53	0.00	902.63	0.00	1670.75	118
119	09/25/2013	P	0.00	200.00	0.00	660.55	0.00	3206.00	0.00	3623.53	0.00	902.63	0.00	1670.75	119

Event Date	Event Type	Current Amount Due	NCP Paid	Unadjudicated Interest (On UA)		Unadjudicated Interest (On AA)		Adjudicated Interest		Unadjudicated Penalty		Adjudicated Penalty	
				Adjust Amount	Running Balance	Adjust Amount	Running Balance	Adjust Amount	Running Balance	Adjust Amount	Running Balance	Adjust Amount	Running Balance
120 09/30/2013	M	0.00	0.00	41.75	702.30	106.74	3312.74	0.00	3623.53	15.80	918.43	0.00	1670.75
121 09/30/2013	R	0.00	0.00	0.00	702.30	0.00	3312.74	0.00	3623.53	0.00	918.43	0.00	1670.75
122 10/01/2013	O	358.00	0.00	0.00	702.30	0.00	3312.74	0.00	3623.53	0.00	918.43	0.00	1670.75
123 10/31/2013	M	0.00	0.00	43.31	745.61	106.74	3419.48	0.00	3623.53	35.80	954.23	0.00	1670.75
124 10/31/2013	R	0.00	0.00	0.00	745.61	0.00	3419.48	0.00	3623.53	0.00	954.23	0.00	1670.75
125 11/01/2013	O	358.00	0.00	0.00	745.61	0.00	3419.48	0.00	3623.53	0.00	954.23	0.00	1670.75
126 11/07/2013	P	0.00	35.00	0.00	745.61	0.00	3419.48	0.00	3623.53	0.00	954.23	0.00	1670.75
127 11/30/2013	M	0.00	0.00	44.73	790.34	106.74	3526.22	0.00	3623.53	32.30	986.53	0.00	1670.75
128 11/30/2013	R	0.00	0.00	0.00	790.34	0.00	3526.22	0.00	3623.53	0.00	986.53	0.00	1670.75
129 12/01/2013	O	358.00	0.00	0.00	790.34	0.00	3526.22	0.00	3623.53	0.00	986.53	0.00	1670.75
130 12/31/2013	M	0.00	0.00	46.29	836.63	106.74	3632.96	0.00	3623.53	35.80	1022.33	0.00	1670.75
131 12/31/2013	R	0.00	0.00	0.00	836.63	0.00	3632.96	0.00	3623.53	0.00	1022.33	0.00	1670.75
132 01/01/2014	O	358.00	0.00	0.00	836.63	0.00	3632.96	0.00	3623.53	0.00	1022.33	0.00	1670.75
133 01/31/2014	M	0.00	0.00	47.86	884.49	106.74	3739.70	0.00	3623.53	35.80	1058.13	0.00	1670.75
134 01/31/2014	R	0.00	0.00	0.00	884.49	0.00	3739.70	0.00	3623.53	0.00	1058.13	0.00	1670.75
135 02/01/2014	O	358.00	0.00	0.00	884.49	0.00	3739.70	0.00	3623.53	0.00	1058.13	0.00	1670.75
136 02/28/2014	M	0.00	0.00	49.43	933.92	106.74	3846.44	0.00	3623.53	35.80	1093.93	0.00	1670.75
137 02/28/2014	R	0.00	0.00	0.00	933.92	0.00	3846.44	0.00	3623.53	0.00	1093.93	0.00	1670.75
138 03/01/2014	O	358.00	0.00	0.00	933.92	0.00	3846.44	0.00	3623.53	0.00	1093.93	0.00	1670.75
139 03/31/2014	M	0.00	0.00	50.99	984.91	106.74	3953.18	0.00	3623.53	35.80	1129.73	0.00	1670.75
140 03/31/2014	R	0.00	0.00	0.00	984.91	0.00	3953.18	0.00	3623.53	0.00	1129.73	0.00	1670.75
141 04/01/2014	O	358.00	0.00	0.00	984.91	0.00	3953.18	0.00	3623.53	0.00	1129.73	0.00	1670.75
142 04/30/2014	M	0.00	0.00	52.56	1037.47	106.74	4059.92	0.00	3623.53	35.80	1165.53	0.00	1670.75
143 04/30/2014	R	0.00	0.00	0.00	1037.47	0.00	4059.92	0.00	3623.53	0.00	1165.53	0.00	1670.75
144 05/01/2014	O	358.00	0.00	0.00	1037.47	0.00	4059.92	0.00	3623.53	0.00	1165.53	0.00	1670.75
145 05/31/2014	M	0.00	0.00	54.12	1091.59	106.74	4166.66	0.00	3623.53	35.80	1201.33	0.00	1670.75
146 05/31/2014	R	0.00	0.00	0.00	1091.59	0.00	4166.66	0.00	3623.53	0.00	1201.33	0.00	1670.75
147 06/01/2014	O	358.00	0.00	0.00	1091.59	0.00	4166.66	0.00	3623.53	0.00	1201.33	0.00	1670.75
148 06/30/2014	M	0.00	0.00	55.69	1147.28	106.74	4273.40	0.00	3623.53	35.80	1237.13	0.00	1670.75
149 06/30/2014	R	0.00	0.00	0.00	1147.28	0.00	4273.40	0.00	3623.53	0.00	1237.13	0.00	1670.75
150 07/01/2014	O	358.00	0.00	0.00	1147.28	0.00	4273.40	0.00	3623.53	0.00	1237.13	0.00	1670.75
151 07/31/2014	M	0.00	0.00	57.26	1204.54	106.74	4380.14	0.00	3623.53	35.80	1272.93	0.00	1670.75
152 07/31/2014	R	0.00	0.00	0.00	1204.54	0.00	4380.14	0.00	3623.53	0.00	1272.93	0.00	1670.75

Event Date	Event Type	Current Amount Due	NCP Paid	Unadjudicated Interest (On UA)		Unadjudicated Interest (On AA)		Adjudicated Interest		Unadjudicated Penalty		Adjudicated Penalty		
				Adjust Amount	Running Balance	Adjust Amount	Running Balance	Adjust Amount	Running Balance	Adjust Amount	Running Balance	Adjust Amount	Running Balance	
153 08/01/2014	O	358.00	0.00	0.00	1204.54	0.00	4380.14	0.00	3623.53	0.00	1272.93	0.00	1670.75	153
154 08/31/2014	M	0.00	0.00	58.82	1263.36	106.74	4486.88	0.00	3623.53	35.80	1308.73	0.00	1670.75	154
155 08/31/2014	R	0.00	0.00	0.00	1263.36	0.00	4486.88	0.00	3623.53	0.00	1308.73	0.00	1670.75	155
156 09/01/2014	O	358.00	0.00	0.00	1263.36	0.00	4486.88	0.00	3623.53	0.00	1308.73	0.00	1670.75	156
157 09/30/2014	M	0.00	0.00	60.39	1323.75	106.74	4593.62	0.00	3623.53	35.80	1344.53	0.00	1670.75	157
158 09/30/2014	R	0.00	0.00	0.00	1323.75	0.00	4593.62	0.00	3623.53	0.00	1344.53	0.00	1670.75	158
159 10/01/2014	O	358.00	0.00	0.00	1323.75	0.00	4593.62	0.00	3623.53	0.00	1344.53	0.00	1670.75	159
160 10/31/2014	M	0.00	0.00	61.96	1385.71	106.74	4700.36	0.00	3623.53	35.80	1380.33	0.00	1670.75	160
161 10/31/2014	R	0.00	0.00	0.00	1385.71	0.00	4700.36	0.00	3623.53	0.00	1380.33	0.00	1670.75	161
162 11/01/2014	O	358.00	0.00	0.00	1385.71	0.00	4700.36	0.00	3623.53	0.00	1380.33	0.00	1670.75	162
163 11/30/2014	M	0.00	0.00	63.52	1449.23	106.74	4807.10	0.00	3623.53	35.80	1416.13	0.00	1670.75	163
164 11/30/2014	R	0.00	0.00	0.00	1449.23	0.00	4807.10	0.00	3623.53	0.00	1416.13	0.00	1670.75	164
165 12/01/2014	O	358.00	0.00	0.00	1449.23	0.00	4807.10	0.00	3623.53	0.00	1416.13	0.00	1670.75	165
166 12/31/2014	M	0.00	0.00	65.09	1514.32	106.74	4913.84	0.00	3623.53	35.80	1451.93	0.00	1670.75	166
167 12/31/2014	R	0.00	0.00	0.00	1514.32	0.00	4913.84	0.00	3623.53	0.00	1451.93	0.00	1670.75	167
168 01/01/2015	O	358.00	0.00	0.00	1514.32	0.00	4913.84	0.00	3623.53	0.00	1451.93	0.00	1670.75	168
169 01/31/2015	M	0.00	0.00	66.65	1580.97	106.74	5020.58	0.00	3623.53	35.80	1487.73	0.00	1670.75	169
170 01/31/2015	R	0.00	0.00	0.00	1580.97	0.00	5020.58	0.00	3623.53	0.00	1487.73	0.00	1670.75	170
171 02/01/2015	O	358.00	0.00	0.00	1580.97	0.00	5020.58	0.00	3623.53	0.00	1487.73	0.00	1670.75	171
172 02/28/2015	M	0.00	0.00	68.22	1649.19	106.74	5127.32	0.00	3623.53	35.80	1523.53	0.00	1670.75	172
173 02/28/2015	R	0.00	0.00	0.00	1649.19	0.00	5127.32	0.00	3623.53	0.00	1523.53	0.00	1670.75	173
174 03/01/2015	O	358.00	0.00	0.00	1649.19	0.00	5127.32	0.00	3623.53	0.00	1523.53	0.00	1670.75	174
175 03/31/2015	M	0.00	0.00	69.79	1718.98	106.74	5234.06	0.00	3623.53	35.80	1559.33	0.00	1670.75	175
176 03/31/2015	R	0.00	0.00	0.00	1718.98	0.00	5234.06	0.00	3623.53	0.00	1559.33	0.00	1670.75	176
177 04/01/2015	O	358.00	0.00	0.00	1718.98	0.00	5234.06	0.00	3623.53	0.00	1559.33	0.00	1670.75	177
178 04/30/2015	M	0.00	0.00	71.35	1790.33	106.74	5340.80	0.00	3623.53	35.80	1595.13	0.00	1670.75	178
179 04/30/2015	R	0.00	0.00	0.00	1790.33	0.00	5340.80	0.00	3623.53	0.00	1595.13	0.00	1670.75	179
180 05/01/2015	O	358.00	0.00	0.00	1790.33	0.00	5340.80	0.00	3623.53	0.00	1595.13	0.00	1670.75	180
181 05/31/2015	M	0.00	0.00	72.92	1863.25	106.74	5447.54	0.00	3623.53	35.80	1630.93	0.00	1670.75	181
182 05/31/2015	R	0.00	0.00	0.00	1863.25	0.00	5447.54	0.00	3623.53	0.00	1630.93	0.00	1670.75	182
183 06/01/2015	O	358.00	0.00	0.00	1863.25	0.00	5447.54	0.00	3623.53	0.00	1630.93	0.00	1670.75	183
184 06/30/2015	M	0.00	0.00	74.49	1937.74	106.74	5554.28	0.00	3623.53	35.80	1666.73	0.00	1670.75	184
185 06/30/2015	R	0.00	0.00	0.00	1937.74	0.00	5554.28	0.00	3623.53	0.00	1666.73	0.00	1670.75	185

Event Date	Event Type	Current Amount Due	NCP Paid	Unadjudicated Interest (On UA)		Unadjudicated Interest (On AA)		Adjudicated Interest		Unadjudicated Penalty		Adjudicated Penalty	
				Adjust Amount	Running Balance	Adjust Amount	Running Balance	Adjust Amount	Running Balance	Adjust Amount	Running Balance	Adjust Amount	Running Balance
186	07/01/2015	0.00	0.00	1937.74	0.00	5554.28	0.00	3623.53	0.00	1666.73	0.00	1670.75	186
187	07/31/2015	0.00	0.00	76.05	2013.79	5661.02	106.74	3623.53	0.00	1702.53	35.80	1670.75	187
188	07/31/2015	0.00	0.00	0.00	2013.79	5661.02	0.00	3623.53	0.00	1702.53	0.00	1670.75	188
189	08/01/2015	0.00	0.00	0.00	2013.79	5661.02	0.00	3623.53	0.00	1702.53	0.00	1670.75	189
190	08/31/2015	0.00	0.00	77.62	2091.41	5767.76	106.74	3623.53	0.00	1738.33	35.80	1670.75	190
191	08/31/2015	0.00	0.00	0.00	2091.41	5767.76	0.00	3623.53	0.00	1738.33	0.00	1670.75	191
192	09/01/2015	0.00	0.00	0.00	2091.41	5767.76	0.00	3623.53	0.00	1738.33	0.00	1670.75	192
193	09/30/2015	0.00	0.00	79.18	2170.59	5874.50	106.74	3623.53	0.00	1774.13	35.80	1670.75	193
194	09/30/2015	0.00	0.00	0.00	2170.59	5874.50	0.00	3623.53	0.00	1774.13	0.00	1670.75	194
195	10/01/2015	0.00	0.00	0.00	2170.59	5874.50	0.00	3623.53	0.00	1774.13	0.00	1670.75	195
196	10/31/2015	0.00	0.00	80.75	2251.34	5981.24	106.74	3623.53	0.00	1809.93	35.80	1670.75	196
197	10/31/2015	0.00	0.00	0.00	2251.34	5981.24	0.00	3623.53	0.00	1809.93	0.00	1670.75	197
198	11/01/2015	0.00	0.00	0.00	2251.34	5981.24	0.00	3623.53	0.00	1809.93	0.00	1670.75	198
199	11/30/2015	0.00	0.00	82.32	2333.66	6087.98	106.74	3623.53	0.00	1845.73	35.80	1670.75	199
200	11/30/2015	0.00	0.00	0.00	2333.66	6087.98	0.00	3623.53	0.00	1845.73	0.00	1670.75	200
201	12/01/2015	0.00	0.00	0.00	2333.66	6087.98	0.00	3623.53	0.00	1845.73	0.00	1670.75	201
202	12/11/2015	0.00	133.63	0.00	2333.66	6087.98	0.00	3623.53	0.00	1845.73	0.00	1670.75	202
203	12/11/2015	0.00	5.28	0.00	2333.66	6087.98	0.00	3623.53	0.00	1845.73	0.00	1670.75	203
204	12/18/2015	0.00	57.75	0.00	2333.66	6087.98	0.00	3623.53	0.00	1845.73	0.00	1670.75	204
205	12/18/2015	0.00	2.28	0.00	2333.66	6087.98	0.00	3623.53	0.00	1845.73	0.00	1670.75	205
206	12/31/2015	0.00	0.00	83.01	2416.67	6194.72	106.74	3623.53	0.00	1861.64	15.91	1670.75	206
207	12/31/2015	0.00	0.00	0.00	2416.67	6194.72	0.00	3623.53	0.00	1861.64	0.00	1670.75	207
208	01/01/2016	0.00	0.00	0.00	2416.67	6194.72	0.00	3623.53	0.00	1861.64	0.00	1670.75	208
209	01/31/2016	0.00	0.00	88.61	2505.28	6306.54	111.82	3623.53	0.00	1897.44	35.80	1670.75	209
210	01/31/2016	0.00	0.00	0.00	2505.28	6306.54	0.00	3623.53	0.00	1897.44	0.00	1670.75	210
211	02/01/2016	0.00	0.00	0.00	2505.28	6306.54	0.00	3623.53	0.00	1897.44	0.00	1670.75	211
212	02/29/2016	0.00	0.00	90.25	2595.53	6418.36	111.82	3623.53	0.00	1933.24	35.80	1670.75	212
213	02/29/2016	0.00	0.00	0.00	2595.53	6418.36	0.00	3623.53	0.00	1933.24	0.00	1670.75	213
214	03/01/2016	0.00	0.00	0.00	2595.53	6418.36	0.00	3623.53	0.00	1933.24	0.00	1670.75	214
215	03/31/2016	0.00	0.00	91.89	2687.42	6530.18	111.82	3623.53	0.00	1969.04	35.80	1670.75	215
216	03/31/2016	0.00	0.00	0.00	2687.42	6530.18	0.00	3623.53	0.00	1969.04	0.00	1670.75	216
217	04/01/2016	0.00	0.00	0.00	2687.42	6530.18	0.00	3623.53	0.00	1969.04	0.00	1670.75	217
218	04/25/2016	0.00	40.00	0.00	2687.42	6530.18	0.00	3623.53	0.00	1969.04	0.00	1670.75	218

Event Date	Event Type	Current Amount Due	NCP Paid	Unadjudicated Interest (On UA)		Unadjudicated Interest (On AA)		Adjudicated Interest		Unadjudicated Penalty		Adjudicated Penalty		
				Adjust Amount	Running Balance	Adjust Amount	Running Balance	Adjust Amount	Running Balance	Adjust Amount	Running Balance	Adjust Amount	Running Balance	
219 04/30/2016	M	0.00	0.00	93.35	2780.77	111.82	6642.00	0.00	3623.53	31.80	2000.84	0.00	1670.75	219
220 04/30/2016	R	0.00	0.00	0.00	2780.77	0.00	6642.00	0.00	3623.53	0.00	2000.84	0.00	1670.75	220
221 05/01/2016	O	358.00	0.00	0.00	2780.77	0.00	6642.00	0.00	3623.53	0.00	2000.84	0.00	1670.75	221
222 05/02/2016	P	0.00	40.00	0.00	2780.77	0.00	6642.00	0.00	3623.53	0.00	2000.84	0.00	1670.75	222
223 05/23/2016	P	0.00	35.00	0.00	2780.77	0.00	6642.00	0.00	3623.53	0.00	2000.84	0.00	1670.75	223
224 05/31/2016	M	0.00	0.00	94.64	2875.41	111.82	6753.82	0.00	3623.53	28.30	2029.14	0.00	1670.75	224
225 05/31/2016	R	0.00	0.00	0.00	2875.41	0.00	6753.82	0.00	3623.53	0.00	2029.14	0.00	1670.75	225
226 06/01/2016	O	358.00	0.00	0.00	2875.41	0.00	6753.82	0.00	3623.53	0.00	2029.14	0.00	1670.75	226
227 06/07/2016	P	0.00	30.00	0.00	2875.41	0.00	6753.82	0.00	3623.53	0.00	2029.14	0.00	1670.75	227
228 06/20/2016	P	0.00	30.00	0.00	2875.41	0.00	6753.82	0.00	3623.53	0.00	2029.14	0.00	1670.75	228
229 06/27/2016	P	0.00	30.00	0.00	2875.41	0.00	6753.82	0.00	3623.53	0.00	2029.14	0.00	1670.75	229
230 06/30/2016	M	0.00	0.00	95.87	2971.28	111.82	6865.64	0.00	3623.53	26.80	2055.94	0.00	1670.75	230
231 06/30/2016	R	0.00	0.00	0.00	2971.28	0.00	6865.64	0.00	3623.53	0.00	2055.94	0.00	1670.75	231
232 07/01/2016	O	358.00	0.00	0.00	2971.28	0.00	6865.64	0.00	3623.53	0.00	2055.94	0.00	1670.75	232
233 07/13/2016	P	0.00	35.00	0.00	2971.28	0.00	6865.64	0.00	3623.53	0.00	2055.94	0.00	1670.75	233
234 07/31/2016	M	0.00	0.00	97.35	3068.63	111.82	6977.46	0.00	3623.53	32.30	2088.24	0.00	1670.75	234
235 07/31/2016	R	0.00	0.00	0.00	3068.63	0.00	6977.46	0.00	3623.53	0.00	2088.24	0.00	1670.75	235
236 08/01/2016	O	358.00	0.00	0.00	3068.63	0.00	6977.46	0.00	3623.53	0.00	2088.24	0.00	1670.75	236
237 08/09/2016	P	0.00	35.00	0.00	3068.63	0.00	6977.46	0.00	3623.53	0.00	2088.24	0.00	1670.75	237
238 08/22/2016	P	0.00	30.00	0.00	3068.63	0.00	6977.46	0.00	3623.53	0.00	2088.24	0.00	1670.75	238
239 08/31/2016	M	0.00	0.00	98.69	3167.32	111.82	7089.28	0.00	3623.53	29.30	2117.54	0.00	1670.75	239
240 08/31/2016	R	0.00	0.00	0.00	3167.32	0.00	7089.28	0.00	3623.53	0.00	2117.54	0.00	1670.75	240
241 09/01/2016	O	358.00	0.00	0.00	3167.32	0.00	7089.28	0.00	3623.53	0.00	2117.54	0.00	1670.75	241
242 09/02/2016	P	0.00	30.00	0.00	3167.32	0.00	7089.28	0.00	3623.53	0.00	2117.54	0.00	1670.75	242
243 09/30/2016	M	0.00	0.00	100.20	3267.52	111.82	7201.10	0.00	3623.53	32.80	2150.34	0.00	1670.75	243
244 09/30/2016	R	0.00	0.00	0.00	3267.52	0.00	7201.10	0.00	3623.53	0.00	2150.34	0.00	1670.75	244
245 10/01/2016	O	358.00	0.00	0.00	3267.52	0.00	7201.10	0.00	3623.53	0.00	2150.34	0.00	1670.75	245
246 10/19/2016	P	0.00	35.00	0.00	3267.52	0.00	7201.10	0.00	3623.53	0.00	2150.34	0.00	1670.75	246
247 10/31/2016	M	0.00	0.00	101.68	3369.20	111.82	7312.92	0.00	3623.53	32.30	2182.64	0.00	1670.75	247
248 10/31/2016	R	0.00	0.00	0.00	3369.20	0.00	7312.92	0.00	3623.53	0.00	2182.64	0.00	1670.75	248
249 11/01/2016	O	358.00	0.00	0.00	3369.20	0.00	7312.92	0.00	3623.53	0.00	2182.64	0.00	1670.75	249
250 11/01/2016	P	0.00	30.00	0.00	3369.20	0.00	7312.92	0.00	3623.53	0.00	2182.64	0.00	1670.75	250
251 11/30/2016	M	0.00	0.00	103.18	3472.38	111.82	7424.74	0.00	3623.53	32.80	2215.44	0.00	1670.75	251

Event Date	Event Type	Current Amount Due	NCP Paid	Unadjudicated Interest (On UA)		Unadjudicated Interest (On AA)		Adjudicated Interest		Unadjudicated Penalty		Adjudicated Penalty	
				Adjust Amount	Running Balance	Adjust Amount	Running Balance	Adjust Amount	Running Balance	Adjust Amount	Running Balance	Adjust Amount	Running Balance
252 11/30/2016	R	0.00	0.00	3472.38	0.00	7424.74	0.00	3623.53	0.00	2215.44	0.00	1670.75	252
253 12/01/2016	O	358.00	0.00	3472.38	0.00	7424.74	0.00	3623.53	0.00	2215.44	0.00	1670.75	253
254 12/01/2016	P	0.00	35.00	3472.38	0.00	7424.74	0.00	3623.53	0.00	2215.44	0.00	1670.75	254
255 12/31/2016	M	0.00	0.00	3577.04	104.66	7536.56	111.82	3623.53	0.00	2247.74	32.30	1670.75	255
256 12/31/2016	R	0.00	0.00	3577.04	0.00	7536.56	0.00	3623.53	0.00	2247.74	0.00	1670.75	256
257 01/01/2017	O	358.00	0.00	3577.04	0.00	7536.56	0.00	3623.53	0.00	2247.74	0.00	1670.75	257
258 01/31/2017	M	0.00	0.00	3688.17	111.13	7653.46	116.90	3623.53	0.00	2283.54	35.80	1670.75	258
259 01/31/2017	R	0.00	0.00	3688.17	0.00	7653.46	0.00	3623.53	0.00	2283.54	0.00	1670.75	259
260 02/01/2017	O	358.00	0.00	3688.17	0.00	7653.46	0.00	3623.53	0.00	2283.54	0.00	1670.75	260
261 02/28/2017	M	0.00	0.00	3801.02	112.85	7770.36	116.90	3623.53	0.00	2319.34	35.80	1670.75	261
262 02/28/2017	R	0.00	0.00	3801.02	0.00	7770.36	0.00	3623.53	0.00	2319.34	0.00	1670.75	262
263 03/01/2017	O	358.00	0.00	3801.02	0.00	7770.36	0.00	3623.53	0.00	2319.34	0.00	1670.75	263
264 03/23/2017	P	0.00	106.27	3801.02	0.00	7770.36	0.00	3623.53	0.00	2319.34	0.00	1670.75	264
265 03/23/2017	P	0.00	106.27	3801.02	0.00	7770.36	0.00	3623.53	0.00	2319.34	0.00	1670.75	265
266 03/23/2017	P	0.00	106.27	3801.02	0.00	7770.36	0.00	3623.53	0.00	2319.34	0.00	1670.75	266
267 03/31/2017	M	0.00	0.00	3914.06	113.04	7887.26	116.90	3623.53	0.00	2323.26	3.92	1670.75	267
268 03/31/2017	R	0.00	0.00	3914.06	0.00	7887.26	0.00	3623.53	0.00	2323.26	0.00	1670.75	268
269 04/01/2017	O	358.00	0.00	3914.06	0.00	7887.26	0.00	3623.53	0.00	2323.26	0.00	1670.75	269
270 04/30/2017	M	0.00	0.00	4028.81	114.75	8004.16	116.90	3623.53	0.00	2359.06	35.80	1670.75	270
271 04/30/2017	R	0.00	0.00	4028.81	0.00	8004.16	0.00	3623.53	0.00	2359.06	0.00	1670.75	271
272 05/01/2017	O	358.00	0.00	4028.81	0.00	8004.16	0.00	3623.53	0.00	2359.06	0.00	1670.75	272
273 05/05/2017	P	0.00	106.27	4028.81	0.00	8004.16	0.00	3623.53	0.00	2359.06	0.00	1670.75	273
274 05/05/2017	P	0.00	106.27	4028.81	0.00	8004.16	0.00	3623.53	0.00	2359.06	0.00	1670.75	274
275 05/05/2017	P	0.00	108.33	4028.81	0.00	8004.16	0.00	3623.53	0.00	2359.06	0.00	1670.75	275
276 05/05/2017	P	0.00	37.13	4028.81	0.00	8004.16	0.00	3623.53	0.00	2359.06	0.00	1670.75	276
277 05/05/2017	P	0.00	20.34	4028.81	0.00	8004.16	0.00	3623.53	0.00	2359.06	0.00	1670.75	277
278 05/05/2017	P	0.00	7.23	4028.81	0.00	8004.16	0.00	3623.53	0.00	2359.06	0.00	1670.75	278
279 05/25/2017	P	0.00	20.49	4028.81	0.00	8004.16	0.00	3623.53	0.00	2359.06	0.00	1670.75	279
280 05/25/2017	P	0.00	56.78	4028.81	0.00	8004.16	0.00	3623.53	0.00	2359.06	0.00	1670.75	280
281 05/25/2017	P	0.00	60.58	4028.81	0.00	8004.16	0.00	3623.53	0.00	2359.06	0.00	1670.75	281
282 05/25/2017	P	0.00	21.55	4028.81	0.00	8004.16	0.00	3623.53	0.00	2359.06	0.00	1670.75	282
283 05/25/2017	P	0.00	21.55	4028.81	0.00	8004.16	0.00	3623.53	0.00	2359.06	0.00	1670.75	283
284 05/25/2017	P	0.00	21.55	4028.81	0.00	8004.16	0.00	3623.53	0.00	2359.06	0.00	1670.75	284

Event Date	Event Type	Current Amount Due	NCP Paid	Unadjudicated Interest (On UA)		Unadjudicated Interest (On AA)		Adjudicated Interest		Unadjudicated Penalty		Adjudicated Penalty	
				Adjust Amount	Running Balance	Adjust Amount	Running Balance	Adjust Amount	Running Balance	Adjust Amount	Running Balance	Adjust Amount	Running Balance
285 05/31/2017	M	0.00	0.00	114.75	4143.56	115.80	8119.96	0.00	3623.53	0.00	2359.06	0.00	1670.75 285
286 05/31/2017	R	0.00	0.00	0.00	4143.56	0.00	8119.96	0.00	3623.53	0.00	2359.06	0.00	1670.75 286
287 06/01/2017	O	358.00	0.00	0.00	4143.56	0.00	8119.96	0.00	3623.53	0.00	2359.06	0.00	1670.75 287
288 06/16/2017	P	0.00	108.33	0.00	4143.56	0.00	8119.96	0.00	3623.53	0.00	2359.06	0.00	1670.75 288
289 06/16/2017	P	0.00	108.33	0.00	4143.56	0.00	8119.96	0.00	3623.53	0.00	2359.06	0.00	1670.75 289
290 06/16/2017	P	0.00	108.33	0.00	4143.56	0.00	8119.96	0.00	3623.53	0.00	2359.06	0.00	1670.75 290
291 06/30/2017	M	0.00	0.00	114.91	4258.47	115.80	8235.76	0.00	3623.53	3.30	2362.36	0.00	1670.75 291
292 06/30/2017	R	0.00	0.00	0.00	4258.47	0.00	8235.76	0.00	3623.53	0.00	2362.36	0.00	1670.75 292
293 07/01/2017	O	358.00	0.00	0.00	4258.47	0.00	8235.76	0.00	3623.53	0.00	2362.36	0.00	1670.75 293
294 07/06/2017	P	0.00	107.46	0.00	4258.47	0.00	8235.76	0.00	3623.53	0.00	2362.36	0.00	1670.75 294
295 07/06/2017	P	0.00	79.90	0.00	4258.47	0.00	8235.76	0.00	3623.53	0.00	2362.36	0.00	1670.75 295
296 07/06/2017	P	0.00	0.87	0.00	4258.47	0.00	8235.76	0.00	3623.53	0.00	2362.36	0.00	1670.75 296
297 07/06/2017	P	0.00	28.43	0.00	4258.47	0.00	8235.76	0.00	3623.53	0.00	2362.36	0.00	1670.75 297
298 07/31/2017	M	0.00	0.00	125.64	4384.11	125.87	8361.63	0.00	3623.53	14.13	2376.49	0.00	1670.75 298
299 07/31/2017	R	0.00	0.00	0.00	4384.11	0.00	8361.63	0.00	3623.53	0.00	2376.49	0.00	1670.75 299
300 08/01/2017	O	358.00	0.00	0.00	4384.11	0.00	8361.63	0.00	3623.53	0.00	2376.49	0.00	1670.75 300
301 08/23/2017	P	0.00	108.33	0.00	4384.11	0.00	8361.63	0.00	3623.53	0.00	2376.49	0.00	1670.75 301
302 08/23/2017	P	0.00	108.33	0.00	4384.11	0.00	8361.63	0.00	3623.53	0.00	2376.49	0.00	1670.75 302
303 08/23/2017	P	0.00	108.33	0.00	4384.11	0.00	8361.63	0.00	3623.53	0.00	2376.49	0.00	1670.75 303
304 08/31/2017	M	0.00	0.00	125.81	4509.92	125.87	8487.50	0.00	3623.53	3.30	2379.79	0.00	1670.75 304
305 08/31/2017	R	0.00	0.00	0.00	4509.92	0.00	8487.50	0.00	3623.53	0.00	2379.79	0.00	1670.75 305
306 09/01/2017	O	358.00	0.00	0.00	4509.92	0.00	8487.50	0.00	3623.53	0.00	2379.79	0.00	1670.75 306
307 09/30/2017	M	0.00	0.00	127.68	4637.60	125.87	8613.37	0.00	3623.53	35.80	2415.59	0.00	1670.75 307
308 09/30/2017	R	0.00	0.00	0.00	4637.60	0.00	8613.37	0.00	3623.53	0.00	2415.59	0.00	1670.75 308
309 10/01/2017	O	358.00	0.00	0.00	4637.60	0.00	8613.37	0.00	3623.53	0.00	2415.59	0.00	1670.75 309
310 10/31/2017	M	0.00	0.00	129.54	4767.14	125.87	8739.24	0.00	3623.53	35.80	2451.39	0.00	1670.75 310
311 10/31/2017	R	0.00	0.00	0.00	4767.14	0.00	8739.24	0.00	3623.53	0.00	2451.39	0.00	1670.75 311
312 11/01/2017	O	358.00	0.00	0.00	4767.14	0.00	8739.24	0.00	3623.53	0.00	2451.39	0.00	1670.75 312
313 11/30/2017	M	0.00	0.00	131.41	4898.55	125.87	8865.11	0.00	3623.53	35.80	2487.19	0.00	1670.75 313
314 11/30/2017	R	0.00	0.00	0.00	4898.55	0.00	8865.11	0.00	3623.53	0.00	2487.19	0.00	1670.75 314
315 12/01/2017	O	358.00	0.00	0.00	4898.55	0.00	8865.11	0.00	3623.53	0.00	2487.19	0.00	1670.75 315
316 12/31/2017	M	0.00	0.00	133.27	5031.82	125.87	8990.98	0.00	3623.53	35.80	2522.99	0.00	1670.75 316
317 12/31/2017	R	0.00	0.00	0.00	5031.82	0.00	8990.98	0.00	3623.53	0.00	2522.99	0.00	1670.75 317

Event Date	Event Type	Current Amount Due	NCP Paid	Unadjudicated Interest (On UA)		Unadjudicated Interest (On AA)		Adjudicated Interest		Unadjudicated Penalty		Adjudicated Penalty		
				Adjust Amount	Running Balance	Adjust Amount	Running Balance	Adjust Amount	Running Balance	Adjust Amount	Running Balance	Adjust Amount	Running Balance	Adjust Amount
318 01/01/2018	O	358.00	0.00	0.00	5031.82	0.00	8990.98	0.00	3623.53	0.00	2522.99	0.00	1670.75	318
319 01/31/2018	M	0.00	0.00	140.54	5172.36	130.90	9121.88	0.00	3623.53	35.80	2558.79	0.00	1670.75	319
320 01/31/2018	R	0.00	0.00	0.00	5172.36	0.00	9121.88	0.00	3623.53	0.00	2558.79	0.00	1670.75	320
321 02/01/2018	O	358.00	0.00	0.00	5172.36	0.00	9121.88	0.00	3623.53	0.00	2558.79	0.00	1670.75	321
322 02/28/2018	M	0.00	0.00	142.48	5314.84	130.90	9252.78	0.00	3623.53	35.80	2594.59	0.00	1670.75	322
323 02/28/2018	R	0.00	0.00	0.00	5314.84	0.00	9252.78	0.00	3623.53	0.00	2594.59	0.00	1670.75	323
324 03/01/2018	O	358.00	0.00	0.00	5314.84	0.00	9252.78	0.00	3623.53	0.00	2594.59	0.00	1670.75	324
325 03/31/2018	M	0.00	0.00	144.42	5459.26	130.90	9383.68	0.00	3623.53	35.80	2630.39	0.00	1670.75	325
326 03/31/2018	R	0.00	0.00	0.00	5459.26	0.00	9383.68	0.00	3623.53	0.00	2630.39	0.00	1670.75	326
327 04/01/2018	O	358.00	0.00	0.00	5459.26	0.00	9383.68	0.00	3623.53	0.00	2630.39	0.00	1670.75	327
328 04/30/2018	M	0.00	0.00	146.36	5605.62	130.90	9514.58	0.00	3623.53	35.80	2666.19	0.00	1670.75	328
329 04/30/2018	R	0.00	0.00	0.00	5605.62	0.00	9514.58	0.00	3623.53	0.00	2666.19	0.00	1670.75	329
330 05/01/2018	O	358.00	0.00	0.00	5605.62	0.00	9514.58	0.00	3623.53	0.00	2666.19	0.00	1670.75	330
331 05/31/2018	M	0.00	0.00	148.30	5753.92	130.90	9645.48	0.00	3623.53	35.80	2701.99	0.00	1670.75	331
332 05/31/2018	R	0.00	0.00	0.00	5753.92	0.00	9645.48	0.00	3623.53	0.00	2701.99	0.00	1670.75	332
333 06/01/2018	O	358.00	0.00	0.00	5753.92	0.00	9645.48	0.00	3623.53	0.00	2701.99	0.00	1670.75	333
334 06/11/2018	P	0.00	126.84	0.00	5753.92	0.00	9645.48	0.00	3623.53	0.00	2701.99	0.00	1670.75	334
335 06/30/2018	M	0.00	0.00	150.24	5904.16	130.21	9775.69	0.00	3623.53	35.80	2737.79	0.00	1670.75	335
336 06/30/2018	R	0.00	0.00	0.00	5904.16	0.00	9775.69	0.00	3623.53	0.00	2737.79	0.00	1670.75	336
337 07/01/2018	O	358.00	0.00	0.00	5904.16	0.00	9775.69	0.00	3623.53	0.00	2737.79	0.00	1670.75	337
338 07/31/2018	M	0.00	0.00	163.88	6068.04	140.23	9915.92	0.00	3623.53	35.80	2773.59	0.00	1670.75	338
339 07/31/2018	R	0.00	0.00	0.00	6068.04	0.00	9915.92	0.00	3623.53	0.00	2773.59	0.00	1670.75	339
340 08/01/2018	O	358.00	0.00	0.00	6068.04	0.00	9915.92	0.00	3623.53	0.00	2773.59	0.00	1670.75	340
341 08/31/2018	M	0.00	0.00	165.97	6234.01	140.23	10056.15	0.00	3623.53	35.80	2809.39	0.00	1670.75	341
342 08/31/2018	R	0.00	0.00	0.00	6234.01	0.00	10056.15	0.00	3623.53	0.00	2809.39	0.00	1670.75	342
343 09/01/2018	O	358.00	0.00	0.00	6234.01	0.00	10056.15	0.00	3623.53	0.00	2809.39	0.00	1670.75	343
344 09/30/2018	M	0.00	0.00	168.06	6402.07	140.23	10196.38	0.00	3623.53	35.80	2845.19	0.00	1670.75	344
345 09/30/2018	R	0.00	0.00	0.00	6402.07	0.00	10196.38	0.00	3623.53	0.00	2845.19	0.00	1670.75	345
346 10/01/2018	O	358.00	0.00	0.00	6402.07	0.00	10196.38	0.00	3623.53	0.00	2845.19	0.00	1670.75	346
347 10/31/2018	M	0.00	0.00	170.15	6572.22	140.23	10336.61	0.00	3623.53	35.80	2880.99	0.00	1670.75	347
348 10/31/2018	R	0.00	0.00	0.00	6572.22	0.00	10336.61	0.00	3623.53	0.00	2880.99	0.00	1670.75	348
349 11/01/2018	O	358.00	0.00	0.00	6572.22	0.00	10336.61	0.00	3623.53	0.00	2880.99	0.00	1670.75	349
350 11/08/2018	P	0.00	0.60	0.00	6572.22	0.00	10336.61	0.00	3623.53	0.00	2880.99	0.00	1670.75	350

Event Date	Event Type	Current Amount Due	NCP Paid	Unadjudicated Interest (On UA)		Unadjudicated Interest (On AA)		Adjudicated Interest		Unadjudicated Penalty		Adjudicated Penalty	
				Adjust Amount	Running Balance	Adjust Amount	Running Balance	Adjust Amount	Running Balance	Adjust Amount	Running Balance	Adjust Amount	Running Balance
351 11/08/2018	P	0.00	2.49	0.00	6572.22	0.00	10336.61	0.00	3623.53	0.00	2880.99	0.00	1670.75 351
352 11/08/2018	P	0.00	1.88	0.00	6572.22	0.00	10336.61	0.00	3623.53	0.00	2880.99	0.00	1670.75 352
353 11/08/2018	P	0.00	365.84	0.00	6572.22	0.00	10336.61	0.00	3623.53	0.00	2880.99	0.00	1670.75 353
354 11/30/2018	M	0.00	0.00	170.15	6742.37	140.15	10476.76	0.00	3623.53	0.00	2880.99	0.00	1670.75 354
355 11/30/2018	R	0.00	0.00	0.00	6742.37	0.00	10476.76	0.00	3623.53	0.00	2880.99	0.00	1670.75 355
356 12/01/2018	O	358.00	0.00	0.00	6742.37	0.00	10476.76	0.00	3623.53	0.00	2880.99	0.00	1670.75 356
357 12/31/2018	M	0.00	0.00	172.23	6914.60	140.15	10616.91	0.00	3623.53	35.80	2916.79	0.00	1670.75 357
358 12/31/2018	R	0.00	0.00	0.00	6914.60	0.00	10616.91	0.00	3623.53	0.00	2916.79	0.00	1670.75 358
359 01/01/2019	O	358.00	0.00	0.00	6914.60	0.00	10616.91	0.00	3623.53	0.00	2916.79	0.00	1670.75 359
360 01/31/2019	M	0.00	0.00	186.77	7101.37	150.17	10767.08	0.00	3623.53	35.80	2952.59	0.00	1670.75 360
361 01/31/2019	R	0.00	0.00	0.00	7101.37	0.00	10767.08	0.00	3623.53	0.00	2952.59	0.00	1670.75 361
362 02/01/2019	O	358.00	0.00	0.00	7101.37	0.00	10767.08	0.00	3623.53	0.00	2952.59	0.00	1670.75 362
363 02/28/2019	M	0.00	0.00	189.01	7290.38	150.17	10917.25	0.00	3623.53	35.80	2988.39	0.00	1670.75 363
364 02/28/2019	R	0.00	0.00	0.00	7290.38	0.00	10917.25	0.00	3623.53	0.00	2988.39	0.00	1670.75 364
365 03/01/2019	O	358.00	0.00	0.00	7290.38	0.00	10917.25	0.00	3623.53	0.00	2988.39	0.00	1670.75 365
366 03/31/2019	M	0.00	0.00	191.25	7481.63	150.17	11067.42	0.00	3623.53	35.80	3024.19	0.00	1670.75 366
367 03/31/2019	R	0.00	0.00	0.00	7481.63	0.00	11067.42	0.00	3623.53	0.00	3024.19	0.00	1670.75 367
368 04/01/2019	O	358.00	0.00	0.00	7481.63	0.00	11067.42	0.00	3623.53	0.00	3024.19	0.00	1670.75 368
369 04/30/2019	M	0.00	0.00	193.49	7675.12	150.17	11217.59	0.00	3623.53	35.80	3059.99	0.00	1670.75 369
370 04/30/2019	R	0.00	0.00	0.00	7675.12	0.00	11217.59	0.00	3623.53	0.00	3059.99	0.00	1670.75 370
371 05/01/2019	O	358.00	0.00	0.00	7675.12	0.00	11217.59	0.00	3623.53	0.00	3059.99	0.00	1670.75 371
372 05/31/2019	M	0.00	0.00	195.72	7870.84	150.17	11367.76	0.00	3623.53	35.80	3095.79	0.00	1670.75 372
373 05/31/2019	R	0.00	0.00	0.00	7870.84	0.00	11367.76	0.00	3623.53	0.00	3095.79	0.00	1670.75 373
374 06/01/2019	O	358.00	0.00	0.00	7870.84	0.00	11367.76	0.00	3623.53	0.00	3095.79	0.00	1670.75 374
375 06/30/2019	M	0.00	0.00	197.96	8068.80	150.17	11517.93	0.00	3623.53	35.80	3131.59	0.00	1670.75 375
376 06/30/2019	R	0.00	0.00	0.00	8068.80	0.00	11517.93	0.00	3623.53	0.00	3131.59	0.00	1670.75 376
377 07/01/2019	O	358.00	0.00	0.00	8068.80	0.00	11517.93	0.00	3623.53	0.00	3131.59	0.00	1670.75 377
378 07/31/2019	M	0.00	0.00	200.20	8269.00	150.17	11668.10	0.00	3623.53	35.80	3167.39	0.00	1670.75 378
379 07/31/2019	R	0.00	0.00	0.00	8269.00	0.00	11668.10	0.00	3623.53	0.00	3167.39	0.00	1670.75 379
380 08/01/2019	O	358.00	0.00	0.00	8269.00	0.00	11668.10	0.00	3623.53	0.00	3167.39	0.00	1670.75 380
381 08/31/2019	M	0.00	0.00	202.44	8471.44	150.17	11818.27	0.00	3623.53	35.80	3203.19	0.00	1670.75 381
382 08/31/2019	R	0.00	0.00	0.00	8471.44	0.00	11818.27	0.00	3623.53	0.00	3203.19	0.00	1670.75 382
383 09/01/2019	O	358.00	0.00	0.00	8471.44	0.00	11818.27	0.00	3623.53	0.00	3203.19	0.00	1670.75 383

Event Date	Event Type	Current Amount Due	NCP Paid	Unadjudicated Interest (On UA)		Unadjudicated Interest (On AA)		Adjudicated Interest		Unadjudicated Penalty		Adjudicated Penalty	
				Adjust Amount	Running Balance	Adjust Amount	Running Balance	Adjust Amount	Running Balance	Adjust Amount	Running Balance	Adjust Amount	Running Balance
384 09/30/2019	M	0.00	0.00	204.67	8676.11	150.17	11968.44	0.00	3623.53	35.80	3238.99	0.00	1670.75
385 09/30/2019	R	0.00	0.00	0.00	8676.11	0.00	11968.44	0.00	3623.53	0.00	3238.99	0.00	1670.75
386 10/01/2019	O	358.00	0.00	0.00	8676.11	0.00	11968.44	0.00	3623.53	0.00	3238.99	0.00	1670.75
387 10/31/2019	M	0.00	0.00	206.91	8883.02	150.17	12118.61	0.00	3623.53	35.80	3274.79	0.00	1670.75
388 10/31/2019	R	0.00	0.00	0.00	8883.02	0.00	12118.61	0.00	3623.53	0.00	3274.79	0.00	1670.75
389 11/01/2019	O	358.00	0.00	0.00	8883.02	0.00	12118.61	0.00	3623.53	0.00	3274.79	0.00	1670.75
390 11/30/2019	M	0.00	0.00	209.15	9092.17	150.17	12268.78	0.00	3623.53	35.80	3310.59	0.00	1670.75
391 11/30/2019	R	0.00	0.00	0.00	9092.17	0.00	12268.78	0.00	3623.53	0.00	3310.59	0.00	1670.75
392 12/01/2019	O	358.00	0.00	0.00	9092.17	0.00	12268.78	0.00	3623.53	0.00	3310.59	0.00	1670.75
393 12/31/2019	M	0.00	0.00	211.39	9303.56	150.17	12418.95	0.00	3623.53	35.80	3346.39	0.00	1670.75
394 12/31/2019	R	0.00	0.00	0.00	9303.56	0.00	12418.95	0.00	3623.53	0.00	3346.39	0.00	1670.75
395 01/01/2020	O	358.00	0.00	0.00	9303.56	0.00	12418.95	0.00	3623.53	0.00	3346.39	0.00	1670.75
396 01/31/2020	M	0.00	0.00	192.26	9495.82	135.15	12554.10	0.00	3623.53	35.80	3382.19	0.00	1670.75
397 01/31/2020	R	0.00	0.00	0.00	9495.82	0.00	12554.10	0.00	3623.53	0.00	3382.19	0.00	1670.75
398 02/01/2020	O	358.00	0.00	0.00	9495.82	0.00	12554.10	0.00	3623.53	0.00	3382.19	0.00	1670.75
399 02/29/2020	M	0.00	0.00	194.28	9690.10	135.15	12689.25	0.00	3623.53	0.00	3382.19	0.00	1670.75
400 02/29/2020	R	0.00	0.00	0.00	9690.10	0.00	12689.25	0.00	3623.53	0.00	3382.19	0.00	1670.75
401 03/01/2020	O	358.00	0.00	0.00	9690.10	0.00	12689.25	0.00	3623.53	0.00	3382.19	0.00	1670.75
402 03/31/2020	M	0.00	0.00	196.29	9886.39	135.15	12824.40	0.00	3623.53	0.00	3382.19	0.00	1670.75
403 03/31/2020	R	0.00	0.00	0.00	9886.39	0.00	12824.40	0.00	3623.53	0.00	3382.19	0.00	1670.75
404 04/01/2020	O	358.00	0.00	0.00	9886.39	0.00	12824.40	0.00	3623.53	0.00	3382.19	0.00	1670.75
405 04/30/2020	M	0.00	0.00	198.30	10084.69	135.15	12959.55	0.00	3623.53	0.00	3382.19	0.00	1670.75
406 04/30/2020	R	0.00	0.00	0.00	10084.69	0.00	12959.55	0.00	3623.53	0.00	3382.19	0.00	1670.75
407 05/01/2020	O	358.00	0.00	0.00	10084.69	0.00	12959.55	0.00	3623.53	0.00	3382.19	0.00	1670.75
408 05/31/2020	M	0.00	0.00	200.32	10285.01	135.15	13094.70	0.00	3623.53	0.00	3382.19	0.00	1670.75
409 05/31/2020	R	0.00	0.00	0.00	10285.01	0.00	13094.70	0.00	3623.53	0.00	3382.19	0.00	1670.75
410 06/01/2020	O	358.00	0.00	0.00	10285.01	0.00	13094.70	0.00	3623.53	0.00	3382.19	0.00	1670.75
411 06/11/2020	P	0.00	125.00	0.00	10285.01	0.00	13094.70	0.00	3623.53	0.00	3382.19	0.00	1670.75
412 06/24/2020	P	0.00	233.00	0.00	10285.01	0.00	13094.70	0.00	3623.53	0.00	3382.19	0.00	1670.75
413 06/30/2020	M	0.00	0.00	200.32	10485.33	135.15	13229.85	0.00	3623.53	0.00	3382.19	0.00	1670.75
414 06/30/2020	R	0.00	0.00	0.00	10485.33	0.00	13229.85	0.00	3623.53	0.00	3382.19	0.00	1670.75
415 07/01/2020	O	358.00	0.00	0.00	10485.33	0.00	13229.85	0.00	3623.53	0.00	3382.19	0.00	1670.75
416 07/10/2020	P	0.00	245.56	0.00	10485.33	0.00	13229.85	0.00	3623.53	0.00	3382.19	0.00	1670.75

Event Date	Event Type	Current Amount Due	NCP Paid	Unadjudicated Interest (On UA)		Unadjudicated Interest (On AA)		Adjudicated Interest		Unadjudicated Penalty		Adjudicated Penalty		
				Adjust Amount	Running Balance	Adjust Amount	Running Balance	Adjust Amount	Running Balance	Adjust Amount	Running Balance	Adjust Amount	Running Balance	Adjust Amount
417 07/22/2020	P	0.00	108.25	0.00	10485.33	0.00	13229.85	0.00	3623.53	0.00	3382.19	0.00	1670.75	417
418 07/31/2020	M	0.00	0.00	155.82	10641.15	105.12	13334.97	0.00	3623.53	0.00	3382.19	0.00	1670.75	418
419 07/31/2020	R	0.00	0.00	0.00	10641.15	0.00	13334.97	0.00	3623.53	0.00	3382.19	0.00	1670.75	419
420 08/01/2020	O	358.00	0.00	0.00	10641.15	0.00	13334.97	0.00	3623.53	0.00	3382.19	0.00	1670.75	420
421 08/31/2020	M	0.00	0.00	157.39	10798.54	105.12	13440.09	0.00	3623.53	0.00	3382.19	0.00	1670.75	421
422 08/31/2020	R	0.00	0.00	0.00	10798.54	0.00	13440.09	0.00	3623.53	0.00	3382.19	0.00	1670.75	422
423 09/01/2020	O	358.00	0.00	0.00	10798.54	0.00	13440.09	0.00	3623.53	0.00	3382.19	0.00	1670.75	423
424 09/30/2020	M	0.00	0.00	158.95	10957.49	105.12	13545.21	0.00	3623.53	0.00	3382.19	0.00	1670.75	424
425 09/30/2020	R	0.00	0.00	0.00	10957.49	0.00	13545.21	0.00	3623.53	0.00	3382.19	0.00	1670.75	425
426 10/01/2020	O	358.00	0.00	0.00	10957.49	0.00	13545.21	0.00	3623.53	0.00	3382.19	0.00	1670.75	426
427 10/31/2020	M	0.00	0.00	160.52	11118.01	105.12	13650.33	0.00	3623.53	0.00	3382.19	0.00	1670.75	427
428 10/31/2020	R	0.00	0.00	0.00	11118.01	0.00	13650.33	0.00	3623.53	0.00	3382.19	0.00	1670.75	428
429 11/01/2020	O	358.00	0.00	0.00	11118.01	0.00	13650.33	0.00	3623.53	0.00	3382.19	0.00	1670.75	429
430 11/30/2020	M	0.00	0.00	162.09	11280.10	105.12	13755.45	0.00	3623.53	0.00	3382.19	0.00	1670.75	430
431 11/30/2020	R	0.00	0.00	0.00	11280.10	0.00	13755.45	0.00	3623.53	0.00	3382.19	0.00	1670.75	431
432 12/01/2020	O	358.00	0.00	0.00	11280.10	0.00	13755.45	0.00	3623.53	0.00	3382.19	0.00	1670.75	432
433 12/31/2020	M	0.00	0.00	163.65	11443.75	105.12	13860.57	0.00	3623.53	0.00	3382.19	0.00	1670.75	433
434 12/31/2020	R	0.00	0.00	0.00	11443.75	0.00	13860.57	0.00	3623.53	0.00	3382.19	0.00	1670.75	434
435 01/01/2021	O	358.00	0.00	0.00	11443.75	0.00	13860.57	0.00	3623.53	0.00	3382.19	0.00	1670.75	435
436 01/31/2021	M	0.00	0.00	165.22	11608.97	105.12	13965.69	0.00	3623.53	0.00	3382.19	0.00	1670.75	436
437 01/31/2021	R	0.00	0.00	0.00	11608.97	0.00	13965.69	0.00	3623.53	0.00	3382.19	0.00	1670.75	437
438 02/01/2021	O	358.00	0.00	0.00	11608.97	0.00	13965.69	0.00	3623.53	0.00	3382.19	0.00	1670.75	438
439 02/28/2021	M	0.00	0.00	166.78	11775.75	105.12	14070.81	0.00	3623.53	0.00	3382.19	0.00	1670.75	439
440 02/28/2021	R	0.00	0.00	0.00	11775.75	0.00	14070.81	0.00	3623.53	0.00	3382.19	0.00	1670.75	440
441 03/01/2021	O	358.00	0.00	0.00	11775.75	0.00	14070.81	0.00	3623.53	0.00	3382.19	0.00	1670.75	441
442 03/31/2021	M	0.00	0.00	168.35	11944.10	105.12	14175.93	0.00	3623.53	0.00	3382.19	0.00	1670.75	442
443 03/31/2021	R	0.00	0.00	0.00	11944.10	0.00	14175.93	0.00	3623.53	0.00	3382.19	0.00	1670.75	443
444 04/01/2021	O	358.00	0.00	0.00	11944.10	0.00	14175.93	0.00	3623.53	0.00	3382.19	0.00	1670.75	444
445 04/30/2021	M	0.00	0.00	169.92	12114.02	105.12	14281.05	0.00	3623.53	0.00	3382.19	0.00	1670.75	445
446 04/30/2021	R	0.00	0.00	0.00	12114.02	0.00	14281.05	0.00	3623.53	0.00	3382.19	0.00	1670.75	446
447 05/01/2021	O	358.00	0.00	0.00	12114.02	0.00	14281.05	0.00	3623.53	0.00	3382.19	0.00	1670.75	447
448 05/31/2021	M	0.00	0.00	171.48	12285.50	105.12	14386.17	0.00	3623.53	0.00	3382.19	0.00	1670.75	448
449 05/31/2021	R	0.00	0.00	0.00	12285.50	0.00	14386.17	0.00	3623.53	0.00	3382.19	0.00	1670.75	449

Event Date	Event Type	Current Amount Due	NCP Paid	Unadjudicated Interest (On UA)		Unadjudicated Interest (On AA)		Adjudicated Interest		Unadjudicated Penalty		Adjudicated Penalty	
				Adjust Amount	Running Balance	Adjust Amount	Running Balance	Adjust Amount	Running Balance	Adjust Amount	Running Balance	Adjust Amount	Running Balance
450 06/01/2021	O	358.00	0.00	0.00	12285.50	0.00	14386.17	0.00	3623.53	0.00	3382.19	0.00	1670.75
451 06/30/2021	M	0.00	0.00	173.05	12458.55	105.12	14491.29	0.00	3623.53	0.00	3382.19	0.00	1670.75
452 06/30/2021	R	0.00	0.00	0.00	12458.55	0.00	14491.29	0.00	3623.53	0.00	3382.19	0.00	1670.75
453 07/01/2021	O	358.00	0.00	0.00	12458.55	0.00	14491.29	0.00	3623.53	0.00	3382.19	0.00	1670.75
454 07/31/2021	M	0.00	0.00	174.62	12633.17	105.12	14596.41	0.00	3623.53	0.00	3382.19	0.00	1670.75
455 07/31/2021	R	0.00	0.00	0.00	12633.17	0.00	14596.41	0.00	3623.53	0.00	3382.19	0.00	1670.75
Totals:		\$44750.00	\$5254.63	\$0.00	\$12633.17	\$0.00	\$14596.41	\$0.00	\$3623.53	\$0.00	\$3382.19	\$0.00	\$1670.75

Total Unadjudicated Interest on UA: \$12633.17

Total Unadjudicated Interest on AA: \$14596.41

Total Adjudicated Interest: \$3623.53

Total Interest: \$30853.11

Total Unadjudicated Penalty: \$3382.19

Total Adjudicated Penalty: \$1670.75

Total Penalty: \$5052.94

Total Arrears: \$63939.11

Total Interest: \$30853.11

Total Penalty: \$5052.94

Grand Total: \$99845.16

Custodian Financial Audit (part 1 of 2)

Run Date: 09/15/2021
Run Time: 01:11 PM

NCP Name: Hernandez-canchola , Joel
CST Name: Picotte, Valerie

Case ID: 373132000B
Docket#: 11-UR-0009
Prepared By: JPETERMA
Last Updated By: JPETERMA

Office: 03

Prepared By Date: 09/15/2021
Last Updated By Date: 08/26/2021

Provision Type: Medical Cash

Event Date	Event Type	Current Amount Due	NCP Paid	Unadjudicated Arrears		Adjudicated Arrears	
				Adjustment Amount	Running Balance	Adjustment Amount	Running Balance
03/01/2011	J	0.00	0.00	0.00	0.00	0.00	0.00
03/01/2011	O	72.00	0.00	72.00	72.00	0.00	0.00
03/31/2011	M	0.00	0.00	0.00	72.00	0.00	0.00
04/01/2011	O	72.00	0.00	72.00	144.00	0.00	0.00
04/30/2011	M	0.00	0.00	0.00	144.00	0.00	0.00
05/01/2011	O	72.00	0.00	72.00	216.00	0.00	0.00
05/31/2011	M	0.00	0.00	0.00	216.00	0.00	0.00
06/01/2011	O	72.00	0.00	72.00	288.00	0.00	0.00
06/30/2011	M	0.00	0.00	0.00	288.00	0.00	0.00
07/01/2011	O	72.00	0.00	72.00	360.00	0.00	0.00
07/31/2011	M	0.00	0.00	0.00	360.00	0.00	0.00
08/01/2011	O	72.00	0.00	72.00	432.00	0.00	0.00
08/31/2011	M	0.00	0.00	0.00	432.00	0.00	0.00
09/01/2011	O	72.00	0.00	72.00	504.00	0.00	0.00
09/30/2011	M	0.00	0.00	0.00	504.00	0.00	0.00
10/01/2011	O	72.00	0.00	72.00	576.00	0.00	0.00
10/31/2011	M	0.00	0.00	0.00	576.00	0.00	0.00
11/01/2011	O	72.00	0.00	72.00	648.00	0.00	0.00
11/30/2011	M	0.00	0.00	0.00	648.00	0.00	0.00
12/01/2011	O	72.00	0.00	72.00	720.00	0.00	0.00
12/31/2011	M	0.00	0.00	0.00	720.00	0.00	0.00

EXHIBIT B

Event Date	Event Type	Current Amount Due	NCP Paid	Unadjudicated Arrears		Adjudicated Arrears		
				Adjustment Amount	Running Balance	Adjustment Amount	Running Balance	
22 01/01/2012	O	72.00	0.00	72.00	792.00	0.00	0.00	22
23 01/31/2012	M	0.00	0.00	0.00	792.00	0.00	0.00	23
24 02/01/2012	O	72.00	0.00	72.00	864.00	0.00	0.00	24
25 02/29/2012	M	0.00	0.00	0.00	864.00	0.00	0.00	25
26 03/01/2012	O	72.00	0.00	72.00	936.00	0.00	0.00	26
27 03/31/2012	M	0.00	0.00	0.00	936.00	0.00	0.00	27
28 04/01/2012	O	72.00	0.00	72.00	1008.00	0.00	0.00	28
29 04/30/2012	M	0.00	0.00	0.00	1008.00	0.00	0.00	29
30 05/01/2012	O	72.00	0.00	72.00	1080.00	0.00	0.00	30
31 05/31/2012	M	0.00	0.00	0.00	1080.00	0.00	0.00	31
32 06/01/2012	O	72.00	0.00	72.00	1152.00	0.00	0.00	32
33 06/30/2012	M	0.00	0.00	0.00	1152.00	0.00	0.00	33
34 07/01/2012	O	72.00	0.00	72.00	1224.00	0.00	0.00	34
35 07/31/2012	M	0.00	0.00	0.00	1224.00	0.00	0.00	35
36 08/01/2012	O	72.00	0.00	72.00	1296.00	0.00	0.00	36
37 08/31/2012	M	0.00	0.00	0.00	1296.00	0.00	0.00	37
38 09/01/2012	O	72.00	0.00	72.00	1368.00	0.00	0.00	38
39 09/30/2012	M	0.00	0.00	0.00	1368.00	0.00	0.00	39
40 10/01/2012	O	72.00	0.00	72.00	1440.00	0.00	0.00	40
41 10/22/2012	P	0.00	72.00	-72.00	1368.00	0.00	0.00	41
42 10/31/2012	M	0.00	0.00	0.00	1368.00	0.00	0.00	42
43 11/01/2012	O	72.00	0.00	72.00	1440.00	0.00	0.00	43
44 11/16/2012	P	0.00	72.00	-72.00	1368.00	0.00	0.00	44
45 11/30/2012	M	0.00	0.00	0.00	1368.00	0.00	0.00	45
46 12/01/2012	O	72.00	0.00	72.00	1440.00	0.00	0.00	46
47 12/31/2012	M	0.00	0.00	0.00	1440.00	0.00	0.00	47
48 01/01/2013	O	72.00	0.00	72.00	1512.00	0.00	0.00	48
49 01/31/2013	M	0.00	0.00	0.00	1512.00	0.00	0.00	49
50 02/01/2013	O	72.00	0.00	72.00	1584.00	0.00	0.00	50
51 02/28/2013	M	0.00	0.00	0.00	1584.00	0.00	0.00	51
52 03/01/2013	O	72.00	0.00	72.00	1656.00	0.00	0.00	52
53 03/31/2013	M	0.00	0.00	0.00	1656.00	0.00	0.00	53
54 04/01/2013	O	72.00	0.00	72.00	1728.00	0.00	0.00	54
55 04/30/2013	M	0.00	0.00	0.00	1728.00	0.00	0.00	55

	Event Date	Event Type	Current Amount Due	NCP Paid	Unadjudicated Arrears		Adjudicated Arrears		
					Adjustment Amount	Running Balance	Adjustment Amount	Running Balance	
56	05/01/2013	O	72.00	0.00	72.00	1800.00	0.00	0.00	56
57	05/31/2013	M	0.00	0.00	0.00	1800.00	0.00	0.00	57
58	06/01/2013	O	72.00	0.00	72.00	1872.00	0.00	0.00	58
59	06/30/2013	M	0.00	0.00	0.00	1872.00	0.00	0.00	59
60	07/01/2013	O	72.00	0.00	72.00	1944.00	0.00	0.00	60
61	07/31/2013	M	0.00	0.00	0.00	1944.00	0.00	0.00	61
62	08/01/2013	O	72.00	0.00	72.00	2016.00	0.00	0.00	62
63	08/31/2013	M	0.00	0.00	0.00	2016.00	0.00	0.00	63
64	09/01/2013	O	72.00	0.00	72.00	2088.00	0.00	0.00	64
65	09/30/2013	M	0.00	0.00	0.00	2088.00	0.00	0.00	65
66	10/01/2013	O	72.00	0.00	72.00	2160.00	0.00	0.00	66
67	10/31/2013	M	0.00	0.00	0.00	2160.00	0.00	0.00	67
68	11/01/2013	O	72.00	0.00	72.00	2232.00	0.00	0.00	68
69	11/30/2013	M	0.00	0.00	0.00	2232.00	0.00	0.00	69
70	12/01/2013	O	72.00	0.00	72.00	2304.00	0.00	0.00	70
71	12/31/2013	M	0.00	0.00	0.00	2304.00	0.00	0.00	71
72	01/01/2014	O	72.00	0.00	72.00	2376.00	0.00	0.00	72
73	01/31/2014	M	0.00	0.00	0.00	2376.00	0.00	0.00	73
74	02/01/2014	O	72.00	0.00	72.00	2448.00	0.00	0.00	74
75	02/28/2014	M	0.00	0.00	0.00	2448.00	0.00	0.00	75
76	03/01/2014	O	72.00	0.00	72.00	2520.00	0.00	0.00	76
77	03/31/2014	M	0.00	0.00	0.00	2520.00	0.00	0.00	77
78	04/01/2014	O	72.00	0.00	72.00	2592.00	0.00	0.00	78
79	04/30/2014	M	0.00	0.00	0.00	2592.00	0.00	0.00	79
80	05/01/2014	O	72.00	0.00	72.00	2664.00	0.00	0.00	80
81	05/31/2014	M	0.00	0.00	0.00	2664.00	0.00	0.00	81
82	06/01/2014	O	72.00	0.00	72.00	2736.00	0.00	0.00	82
83	06/30/2014	M	0.00	0.00	0.00	2736.00	0.00	0.00	83
84	07/01/2014	O	72.00	0.00	72.00	2808.00	0.00	0.00	84
85	07/31/2014	M	0.00	0.00	0.00	2808.00	0.00	0.00	85
86	08/01/2014	O	72.00	0.00	72.00	2880.00	0.00	0.00	86
87	08/31/2014	M	0.00	0.00	0.00	2880.00	0.00	0.00	87
88	09/01/2014	O	72.00	0.00	72.00	2952.00	0.00	0.00	88
89	09/30/2014	M	0.00	0.00	0.00	2952.00	0.00	0.00	89

	Event Date	Event Type	Current Amount Due	NCP Paid	Unadjudicated Arrears		Adjudicated Arrears		
					Adjustment Amount	Running Balance	Adjustment Amount	Running Balance	
90	10/01/2014	O	72.00	0.00	72.00	3024.00	0.00	0.00	90
91	10/31/2014	M	0.00	0.00	0.00	3024.00	0.00	0.00	91
92	11/01/2014	O	72.00	0.00	72.00	3096.00	0.00	0.00	92
93	11/30/2014	M	0.00	0.00	0.00	3096.00	0.00	0.00	93
94	12/01/2014	O	72.00	0.00	72.00	3168.00	0.00	0.00	94
95	12/31/2014	M	0.00	0.00	0.00	3168.00	0.00	0.00	95
96	01/01/2015	O	72.00	0.00	72.00	3240.00	0.00	0.00	96
97	01/31/2015	M	0.00	0.00	0.00	3240.00	0.00	0.00	97
98	02/01/2015	O	72.00	0.00	72.00	3312.00	0.00	0.00	98
99	02/28/2015	M	0.00	0.00	0.00	3312.00	0.00	0.00	99
100	03/01/2015	O	72.00	0.00	72.00	3384.00	0.00	0.00	100
101	03/31/2015	M	0.00	0.00	0.00	3384.00	0.00	0.00	101
102	04/01/2015	O	72.00	0.00	72.00	3456.00	0.00	0.00	102
103	04/30/2015	M	0.00	0.00	0.00	3456.00	0.00	0.00	103
104	05/01/2015	O	72.00	0.00	72.00	3528.00	0.00	0.00	104
105	05/31/2015	M	0.00	0.00	0.00	3528.00	0.00	0.00	105
106	06/01/2015	O	72.00	0.00	72.00	3600.00	0.00	0.00	106
107	06/30/2015	M	0.00	0.00	0.00	3600.00	0.00	0.00	107
108	07/01/2015	O	72.00	0.00	72.00	3672.00	0.00	0.00	108
109	07/31/2015	M	0.00	0.00	0.00	3672.00	0.00	0.00	109
110	08/01/2015	O	72.00	0.00	72.00	3744.00	0.00	0.00	110
111	08/31/2015	M	0.00	0.00	0.00	3744.00	0.00	0.00	111
112	09/01/2015	O	72.00	0.00	72.00	3816.00	0.00	0.00	112
113	09/30/2015	M	0.00	0.00	0.00	3816.00	0.00	0.00	113
114	10/01/2015	O	72.00	0.00	72.00	3888.00	0.00	0.00	114
115	10/31/2015	M	0.00	0.00	0.00	3888.00	0.00	0.00	115
116	11/01/2015	O	72.00	0.00	72.00	3960.00	0.00	0.00	116
117	11/30/2015	M	0.00	0.00	0.00	3960.00	0.00	0.00	117
118	12/01/2015	O	72.00	0.00	72.00	4032.00	0.00	0.00	118
119	12/31/2015	M	0.00	0.00	0.00	4032.00	0.00	0.00	119
120	01/01/2016	O	72.00	0.00	72.00	4104.00	0.00	0.00	120
121	01/31/2016	M	0.00	0.00	0.00	4104.00	0.00	0.00	121
122	02/01/2016	O	72.00	0.00	72.00	4176.00	0.00	0.00	122
123	02/29/2016	M	0.00	0.00	0.00	4176.00	0.00	0.00	123

	Event Date	Event Type	Current Amount Due	NCP Paid	Unadjudicated Arrears		Adjudicated Arrears		
					Adjustment Amount	Running Balance	Adjustment Amount	Running Balance	
124	03/01/2016	O	72.00	0.00	72.00	4248.00	0.00	0.00	124
125	03/31/2016	M	0.00	0.00	0.00	4248.00	0.00	0.00	125
126	04/01/2016	O	72.00	0.00	72.00	4320.00	0.00	0.00	126
127	04/30/2016	M	0.00	0.00	0.00	4320.00	0.00	0.00	127
128	05/01/2016	O	72.00	0.00	72.00	4392.00	0.00	0.00	128
129	05/31/2016	M	0.00	0.00	0.00	4392.00	0.00	0.00	129
130	06/01/2016	O	72.00	0.00	72.00	4464.00	0.00	0.00	130
131	06/30/2016	M	0.00	0.00	0.00	4464.00	0.00	0.00	131
132	07/01/2016	O	72.00	0.00	72.00	4536.00	0.00	0.00	132
133	07/31/2016	M	0.00	0.00	0.00	4536.00	0.00	0.00	133
134	08/01/2016	O	72.00	0.00	72.00	4608.00	0.00	0.00	134
135	08/31/2016	M	0.00	0.00	0.00	4608.00	0.00	0.00	135
136	09/01/2016	O	72.00	0.00	72.00	4680.00	0.00	0.00	136
137	09/30/2016	M	0.00	0.00	0.00	4680.00	0.00	0.00	137
138	10/01/2016	O	72.00	0.00	72.00	4752.00	0.00	0.00	138
139	10/31/2016	M	0.00	0.00	0.00	4752.00	0.00	0.00	139
140	11/01/2016	O	72.00	0.00	72.00	4824.00	0.00	0.00	140
141	11/30/2016	M	0.00	0.00	0.00	4824.00	0.00	0.00	141
142	12/01/2016	O	72.00	0.00	72.00	4896.00	0.00	0.00	142
143	12/31/2016	M	0.00	0.00	0.00	4896.00	0.00	0.00	143
144	01/01/2017	O	72.00	0.00	72.00	4968.00	0.00	0.00	144
145	01/31/2017	M	0.00	0.00	0.00	4968.00	0.00	0.00	145
146	02/01/2017	O	72.00	0.00	72.00	5040.00	0.00	0.00	146
147	02/28/2017	M	0.00	0.00	0.00	5040.00	0.00	0.00	147
148	03/01/2017	O	72.00	0.00	72.00	5112.00	0.00	0.00	148
149	03/31/2017	M	0.00	0.00	0.00	5112.00	0.00	0.00	149
150	04/01/2017	O	72.00	0.00	72.00	5184.00	0.00	0.00	150
151	04/30/2017	M	0.00	0.00	0.00	5184.00	0.00	0.00	151
152	05/01/2017	O	72.00	0.00	72.00	5256.00	0.00	0.00	152
153	05/05/2017	P	0.00	71.20	-71.20	5184.80	0.00	0.00	153
154	05/05/2017	P	0.00	0.80	-0.80	5184.00	0.00	0.00	154
155	05/31/2017	M	0.00	0.00	0.00	5184.00	0.00	0.00	155
156	06/01/2017	O	72.00	0.00	72.00	5256.00	0.00	0.00	156
157	06/30/2017	M	0.00	0.00	0.00	5256.00	0.00	0.00	157

	Event Date	Event Type	Current Amount Due	NCP Paid	Unadjudicated Arrears		Adjudicated Arrears		
					Adjustment Amount	Running Balance	Adjustment Amount	Running Balance	
158	07/01/2017	O	72.00	0.00	72.00	5328.00	0.00	0.00	158
159	07/31/2017	M	0.00	0.00	0.00	5328.00	0.00	0.00	159
160	08/01/2017	O	72.00	0.00	72.00	5400.00	0.00	0.00	160
161	08/31/2017	M	0.00	0.00	0.00	5400.00	0.00	0.00	161
162	09/01/2017	O	72.00	0.00	72.00	5472.00	0.00	0.00	162
163	09/30/2017	M	0.00	0.00	0.00	5472.00	0.00	0.00	163
164	10/01/2017	O	72.00	0.00	72.00	5544.00	0.00	0.00	164
165	10/31/2017	M	0.00	0.00	0.00	5544.00	0.00	0.00	165
166	11/01/2017	O	72.00	0.00	72.00	5616.00	0.00	0.00	166
167	11/30/2017	M	0.00	0.00	0.00	5616.00	0.00	0.00	167
168	12/01/2017	O	72.00	0.00	72.00	5688.00	0.00	0.00	168
169	12/31/2017	M	0.00	0.00	0.00	5688.00	0.00	0.00	169
170	01/01/2018	O	72.00	0.00	72.00	5760.00	0.00	0.00	170
171	01/31/2018	M	0.00	0.00	0.00	5760.00	0.00	0.00	171
172	02/01/2018	O	72.00	0.00	72.00	5832.00	0.00	0.00	172
173	02/28/2018	M	0.00	0.00	0.00	5832.00	0.00	0.00	173
174	03/01/2018	O	72.00	0.00	72.00	5904.00	0.00	0.00	174
175	03/31/2018	M	0.00	0.00	0.00	5904.00	0.00	0.00	175
176	04/01/2018	O	72.00	0.00	72.00	5976.00	0.00	0.00	176
177	04/30/2018	M	0.00	0.00	0.00	5976.00	0.00	0.00	177
178	05/01/2018	O	72.00	0.00	72.00	6048.00	0.00	0.00	178
179	05/31/2018	M	0.00	0.00	0.00	6048.00	0.00	0.00	179
180	06/01/2018	O	72.00	0.00	72.00	6120.00	0.00	0.00	180
181	06/30/2018	M	0.00	0.00	0.00	6120.00	0.00	0.00	181
182	07/01/2018	O	72.00	0.00	72.00	6192.00	0.00	0.00	182
183	07/31/2018	M	0.00	0.00	0.00	6192.00	0.00	0.00	183
184	08/01/2018	O	72.00	0.00	72.00	6264.00	0.00	0.00	184
185	08/31/2018	M	0.00	0.00	0.00	6264.00	0.00	0.00	185
186	09/01/2018	O	72.00	0.00	72.00	6336.00	0.00	0.00	186
187	09/30/2018	M	0.00	0.00	0.00	6336.00	0.00	0.00	187
188	10/01/2018	O	72.00	0.00	72.00	6408.00	0.00	0.00	188
189	10/31/2018	M	0.00	0.00	0.00	6408.00	0.00	0.00	189
190	11/01/2018	O	72.00	0.00	72.00	6480.00	0.00	0.00	190
191	11/08/2018	P	0.00	72.00	-72.00	6480.00	0.00	0.00	191

	Event Date	Event Type	Current Amount Due	NCP Paid	Unadjudicated Arrears		Adjudicated Arrears		
					Adjustment Amount	Running Balance	Adjustment Amount	Running Balance	
192	11/30/2018	M	0.00	0.00	0.00	6408.00	0.00	0.00	192
193	12/01/2018	O	72.00	0.00	72.00	6480.00	0.00	0.00	193
194	12/31/2018	M	0.00	0.00	0.00	6480.00	0.00	0.00	194
195	01/01/2019	O	72.00	0.00	72.00	6552.00	0.00	0.00	195
196	01/31/2019	M	0.00	0.00	0.00	6552.00	0.00	0.00	196
197	02/01/2019	O	72.00	0.00	72.00	6624.00	0.00	0.00	197
198	02/28/2019	M	0.00	0.00	0.00	6624.00	0.00	0.00	198
199	03/01/2019	O	72.00	0.00	72.00	6696.00	0.00	0.00	199
200	03/31/2019	M	0.00	0.00	0.00	6696.00	0.00	0.00	200
201	04/01/2019	O	72.00	0.00	72.00	6768.00	0.00	0.00	201
202	04/30/2019	M	0.00	0.00	0.00	6768.00	0.00	0.00	202
203	05/01/2019	O	72.00	0.00	72.00	6840.00	0.00	0.00	203
204	05/31/2019	M	0.00	0.00	0.00	6840.00	0.00	0.00	204
205	06/01/2019	O	72.00	0.00	72.00	6912.00	0.00	0.00	205
206	06/30/2019	M	0.00	0.00	0.00	6912.00	0.00	0.00	206
207	07/01/2019	O	72.00	0.00	72.00	6984.00	0.00	0.00	207
208	07/31/2019	M	0.00	0.00	0.00	6984.00	0.00	0.00	208
209	08/01/2019	O	72.00	0.00	72.00	7056.00	0.00	0.00	209
210	08/31/2019	M	0.00	0.00	0.00	7056.00	0.00	0.00	210
211	09/01/2019	O	72.00	0.00	72.00	7128.00	0.00	0.00	211
212	09/30/2019	M	0.00	0.00	0.00	7128.00	0.00	0.00	212
213	10/01/2019	O	72.00	0.00	72.00	7200.00	0.00	0.00	213
214	10/31/2019	M	0.00	0.00	0.00	7200.00	0.00	0.00	214
215	11/01/2019	O	72.00	0.00	72.00	7272.00	0.00	0.00	215
216	11/30/2019	M	0.00	0.00	0.00	7272.00	0.00	0.00	216
217	12/01/2019	O	72.00	0.00	72.00	7344.00	0.00	0.00	217
218	12/31/2019	M	0.00	0.00	0.00	7344.00	0.00	0.00	218
219	01/01/2020	O	72.00	0.00	72.00	7416.00	0.00	0.00	219
220	01/31/2020	M	0.00	0.00	0.00	7416.00	0.00	0.00	220
221	02/01/2020	O	72.00	0.00	72.00	7488.00	0.00	0.00	221
222	02/29/2020	M	0.00	0.00	0.00	7488.00	0.00	0.00	222
223	03/01/2020	O	72.00	0.00	72.00	7560.00	0.00	0.00	223
224	03/31/2020	M	0.00	0.00	0.00	7560.00	0.00	0.00	224
225	04/01/2020	O	72.00	0.00	72.00	7632.00	0.00	0.00	225

Event Date	Event Type	Current Amount Due	NCP Paid	Unadjudicated Arrears		Adjudicated Arrears	
				Adjustment Amount	Running Balance	Adjustment Amount	Running Balance
04/30/2020	M	0.00	0.00	0.00	7632.00	0.00	0.00
05/01/2020	O	72.00	0.00	72.00	7704.00	0.00	0.00
05/31/2020	M	0.00	0.00	0.00	7704.00	0.00	0.00
06/01/2020	O	72.00	0.00	72.00	7776.00	0.00	0.00
06/24/2020	P	0.00	12.56	-12.56	7763.44	0.00	0.00
06/30/2020	M	0.00	0.00	0.00	7763.44	0.00	0.00
07/01/2020	O	72.00	0.00	72.00	7835.44	0.00	0.00
07/31/2020	M	0.00	0.00	0.00	7835.44	0.00	0.00
08/01/2020	O	72.00	0.00	72.00	7907.44	0.00	0.00
08/31/2020	M	0.00	0.00	0.00	7907.44	0.00	0.00
09/01/2020	O	72.00	0.00	72.00	7979.44	0.00	0.00
09/30/2020	M	0.00	0.00	0.00	7979.44	0.00	0.00
10/01/2020	O	72.00	0.00	72.00	8051.44	0.00	0.00
10/31/2020	M	0.00	0.00	0.00	8051.44	0.00	0.00
11/01/2020	O	72.00	0.00	72.00	8123.44	0.00	0.00
11/30/2020	M	0.00	0.00	0.00	8123.44	0.00	0.00
12/01/2020	O	72.00	0.00	72.00	8195.44	0.00	0.00
12/31/2020	M	0.00	0.00	0.00	8195.44	0.00	0.00
01/01/2021	O	72.00	0.00	72.00	8267.44	0.00	0.00
01/31/2021	M	0.00	0.00	0.00	8267.44	0.00	0.00
02/01/2021	O	72.00	0.00	72.00	8339.44	0.00	0.00
02/28/2021	M	0.00	0.00	0.00	8339.44	0.00	0.00
03/01/2021	O	72.00	0.00	72.00	8411.44	0.00	0.00
03/31/2021	M	0.00	0.00	0.00	8411.44	0.00	0.00
04/01/2021	O	72.00	0.00	72.00	8483.44	0.00	0.00
04/30/2021	M	0.00	0.00	0.00	8483.44	0.00	0.00
05/01/2021	O	72.00	0.00	72.00	8555.44	0.00	0.00
05/31/2021	M	0.00	0.00	0.00	8555.44	0.00	0.00
06/01/2021	O	72.00	0.00	72.00	8627.44	0.00	0.00
06/30/2021	M	0.00	0.00	0.00	8627.44	0.00	0.00
07/01/2021	O	72.00	0.00	72.00	8699.44	0.00	0.00
07/31/2021	M	0.00	0.00	0.00	8699.44	0.00	0.00
Totals:		\$9000.00	\$300.56	\$0.00	\$8699.44	\$0.00	\$0.00

Total Unadjudicated: \$8699.44
Total Adjudicated: \$0.00
Total Arrears: \$8699.44

COPY

Custodian Financial Audit (part 2 of 2)

Run Date: 09/15/2021

Run Time: 01:11 PM

NCP Name: Hernandez-canchola , Joel
CST Name: Picotte, Valerie

Case ID: 373132000B
Docket#: 11-UR-0009

Office: 03

Prepared By: JPETERMA
Last Updated By: JPETERMA

Prepared By Date: 09/15/2021
Last Updated By Date: 08/26/2021

Provision Type: Medical Cash

Event Date	Event Type	Current Amount Due	NCP Paid	Unadjudicated Interest (On UA)		Unadjudicated Interest (On AA)		Adjudicated Interest		Unadjudicated Penalty		Adjudicated Penalty	
				Adjust Amount	Running Balance	Adjust Amount	Running Balance	Adjust Amount	Running Balance	Adjust Amount	Running Balance	Adjust Amount	Running Balance
1	03/01/2011	J	0.00	0.00	0.00	0.00	0.00	0.00	0.00	0.00	0.00	0.00	0.00
2	03/01/2011	O	72.00	0.00	0.00	0.00	0.00	0.00	0.00	0.00	0.00	0.00	0.00
3	03/31/2011	M	0.00	0.00	0.32	0.00	0.00	0.00	0.00	0.00	0.00	0.00	0.00
4	04/01/2011	O	72.00	0.00	0.32	0.00	0.00	0.00	0.00	0.00	0.00	0.00	0.00
5	04/30/2011	M	0.00	0.00	0.63	0.95	0.00	0.00	0.00	0.00	7.20	0.00	0.00
6	05/01/2011	O	72.00	0.00	0.00	0.95	0.00	0.00	0.00	0.00	0.00	0.00	0.00
7	05/31/2011	M	0.00	0.00	0.94	1.89	0.00	0.00	0.00	0.00	7.20	14.40	0.00
8	06/01/2011	O	72.00	0.00	0.00	1.89	0.00	0.00	0.00	0.00	0.00	0.00	0.00
9	06/30/2011	M	0.00	0.00	1.26	3.15	0.00	0.00	0.00	0.00	7.20	14.40	0.00
10	07/01/2011	O	72.00	0.00	0.00	3.15	0.00	0.00	0.00	0.00	0.00	0.00	0.00
11	07/31/2011	M	0.00	0.00	1.58	4.73	0.00	0.00	0.00	0.00	7.20	21.60	0.00
12	08/01/2011	O	72.00	0.00	0.00	4.73	0.00	0.00	0.00	0.00	0.00	0.00	0.00
13	08/31/2011	M	0.00	0.00	1.89	6.62	0.00	0.00	0.00	0.00	7.20	28.80	0.00
14	09/01/2011	O	72.00	0.00	0.00	6.62	0.00	0.00	0.00	0.00	0.00	0.00	0.00
15	09/30/2011	M	0.00	0.00	2.20	8.82	0.00	0.00	0.00	0.00	7.20	36.00	0.00
16	10/01/2011	O	72.00	0.00	0.00	8.82	0.00	0.00	0.00	0.00	0.00	0.00	0.00
17	10/31/2011	M	0.00	0.00	2.52	11.34	0.00	0.00	0.00	0.00	7.20	43.20	0.00
18	11/01/2011	O	72.00	0.00	0.00	11.34	0.00	0.00	0.00	0.00	0.00	0.00	0.00
19	11/30/2011	M	0.00	0.00	2.84	14.18	0.00	0.00	0.00	0.00	7.20	50.40	0.00
20	12/01/2011	O	72.00	0.00	0.00	14.18	0.00	0.00	0.00	0.00	0.00	0.00	0.00

Event Date	Event Type	Current Amount Due	NCP Paid	Unadjudicated Interest (On UA)		Unadjudicated Interest (On AA)		Adjudicated Interest		Unadjudicated Penalty		Adjudicated Penalty	
				Adjust Amount	Running Balance	Adjust Amount	Running Balance	Adjust Amount	Running Balance	Adjust Amount	Running Balance	Adjust Amount	Running Balance
21 12/31/2011	M	0.00	0.00	3.15	17.33	0.00	0.00	0.00	0.00	7.20	64.80	0.00	0.00
22 01/01/2012	O	72.00	0.00	0.00	17.33	0.00	0.00	0.00	0.00	0.00	64.80	0.00	0.00
23 01/31/2012	M	0.00	0.00	3.46	20.79	0.00	0.00	0.00	0.00	7.20	72.00	0.00	0.00
24 02/01/2012	O	72.00	0.00	0.00	20.79	0.00	0.00	0.00	0.00	0.00	72.00	0.00	0.00
25 02/29/2012	M	0.00	0.00	3.78	24.57	0.00	0.00	0.00	0.00	7.20	79.20	0.00	0.00
26 03/01/2012	O	72.00	0.00	0.00	24.57	0.00	0.00	0.00	0.00	0.00	79.20	0.00	0.00
27 03/31/2012	M	0.00	0.00	4.10	28.67	0.00	0.00	0.00	0.00	7.20	86.40	0.00	0.00
28 04/01/2012	O	72.00	0.00	0.00	28.67	0.00	0.00	0.00	0.00	0.00	86.40	0.00	0.00
29 04/30/2012	M	0.00	0.00	4.41	33.08	0.00	0.00	0.00	0.00	7.20	93.60	0.00	0.00
30 05/01/2012	O	72.00	0.00	0.00	33.08	0.00	0.00	0.00	0.00	0.00	93.60	0.00	0.00
31 05/31/2012	M	0.00	0.00	4.72	37.80	0.00	0.00	0.00	0.00	7.20	100.80	0.00	0.00
32 06/01/2012	O	72.00	0.00	0.00	37.80	0.00	0.00	0.00	0.00	0.00	100.80	0.00	0.00
33 06/30/2012	M	0.00	0.00	5.04	42.84	0.00	0.00	0.00	0.00	7.20	108.00	0.00	0.00
34 07/01/2012	O	72.00	0.00	0.00	42.84	0.00	0.00	0.00	0.00	0.00	108.00	0.00	0.00
35 07/31/2012	M	0.00	0.00	5.36	48.20	0.00	0.00	0.00	0.00	7.20	115.20	0.00	0.00
36 08/01/2012	O	72.00	0.00	0.00	48.20	0.00	0.00	0.00	0.00	0.00	115.20	0.00	0.00
37 08/31/2012	M	0.00	0.00	5.67	53.87	0.00	0.00	0.00	0.00	7.20	122.40	0.00	0.00
38 09/01/2012	O	72.00	0.00	0.00	53.87	0.00	0.00	0.00	0.00	0.00	122.40	0.00	0.00
39 09/30/2012	M	0.00	0.00	5.98	59.85	0.00	0.00	0.00	0.00	7.20	129.60	0.00	0.00
40 10/01/2012	O	72.00	0.00	0.00	59.85	0.00	0.00	0.00	0.00	0.00	129.60	0.00	0.00
41 10/22/2012	P	0.00	72.00	0.00	59.85	0.00	0.00	0.00	0.00	0.00	129.60	0.00	0.00
42 10/31/2012	M	0.00	0.00	5.98	65.83	0.00	0.00	0.00	0.00	0.00	129.60	0.00	0.00
43 11/01/2012	O	72.00	0.00	0.00	65.83	0.00	0.00	0.00	0.00	0.00	129.60	0.00	0.00
44 11/16/2012	P	0.00	72.00	0.00	65.83	0.00	0.00	0.00	0.00	0.00	129.60	0.00	0.00
45 11/30/2012	M	0.00	0.00	5.98	71.81	0.00	0.00	0.00	0.00	0.00	129.60	0.00	0.00
46 12/01/2012	O	72.00	0.00	0.00	71.81	0.00	0.00	0.00	0.00	0.00	129.60	0.00	0.00
47 12/31/2012	M	0.00	0.00	6.30	78.11	0.00	0.00	0.00	0.00	7.20	136.80	0.00	0.00
48 01/01/2013	O	72.00	0.00	0.00	78.11	0.00	0.00	0.00	0.00	0.00	136.80	0.00	0.00
49 01/31/2013	M	0.00	0.00	6.62	84.73	0.00	0.00	0.00	0.00	7.20	144.00	0.00	0.00
50 02/01/2013	O	72.00	0.00	0.00	84.73	0.00	0.00	0.00	0.00	0.00	144.00	0.00	0.00
51 02/28/2013	M	0.00	0.00	6.93	91.66	0.00	0.00	0.00	0.00	7.20	151.20	0.00	0.00
52 03/01/2013	O	72.00	0.00	0.00	91.66	0.00	0.00	0.00	0.00	0.00	151.20	0.00	0.00
53 03/31/2013	M	0.00	0.00	7.24	98.90	0.00	0.00	0.00	0.00	7.20	158.40	0.00	0.00

Event Date	Event Type	Current Amount Due	NCP Paid	Unadjudicated Interest (On UA)		Unadjudicated Interest (On AA)		Adjudicated Interest		Unadjudicated Penalty		Adjudicated Penalty		
				Adjust Amount	Running Balance	Adjust Amount	Running Balance	Adjust Amount	Running Balance	Adjust Amount	Running Balance	Adjust Amount	Running Balance	
54 04/01/2013	O	72.00	0.00	0.00	98.90	0.00	0.00	0.00	0.00	0.00	158.40	0.00	0.00	54
55 04/30/2013	M	0.00	0.00	7.56	106.46	0.00	0.00	0.00	0.00	0.00	165.60	0.00	0.00	55
56 05/01/2013	O	72.00	0.00	0.00	106.46	0.00	0.00	0.00	0.00	0.00	165.60	0.00	0.00	56
57 05/31/2013	M	0.00	0.00	7.88	114.34	0.00	0.00	0.00	0.00	0.00	172.80	0.00	0.00	57
58 06/01/2013	O	72.00	0.00	0.00	114.34	0.00	0.00	0.00	0.00	0.00	172.80	0.00	0.00	58
59 06/30/2013	M	0.00	0.00	8.19	122.53	0.00	0.00	0.00	0.00	0.00	180.00	0.00	0.00	59
60 07/01/2013	O	72.00	0.00	0.00	122.53	0.00	0.00	0.00	0.00	0.00	180.00	0.00	0.00	60
61 07/31/2013	M	0.00	0.00	8.50	131.03	0.00	0.00	0.00	0.00	0.00	187.20	0.00	0.00	61
62 08/01/2013	O	72.00	0.00	0.00	131.03	0.00	0.00	0.00	0.00	0.00	187.20	0.00	0.00	62
63 08/31/2013	M	0.00	0.00	8.82	139.85	0.00	0.00	0.00	0.00	0.00	194.40	0.00	0.00	63
64 09/01/2013	O	72.00	0.00	0.00	139.85	0.00	0.00	0.00	0.00	0.00	194.40	0.00	0.00	64
65 09/30/2013	M	0.00	0.00	9.14	148.99	0.00	0.00	0.00	0.00	0.00	201.60	0.00	0.00	65
66 10/01/2013	O	72.00	0.00	0.00	148.99	0.00	0.00	0.00	0.00	0.00	201.60	0.00	0.00	66
67 10/31/2013	M	0.00	0.00	9.45	158.44	0.00	0.00	0.00	0.00	0.00	208.80	0.00	0.00	67
68 11/01/2013	O	72.00	0.00	0.00	158.44	0.00	0.00	0.00	0.00	0.00	208.80	0.00	0.00	68
69 11/30/2013	M	0.00	0.00	9.76	168.20	0.00	0.00	0.00	0.00	0.00	216.00	0.00	0.00	69
70 12/01/2013	O	72.00	0.00	0.00	168.20	0.00	0.00	0.00	0.00	0.00	216.00	0.00	0.00	70
71 12/31/2013	M	0.00	0.00	10.08	178.28	0.00	0.00	0.00	0.00	0.00	223.20	0.00	0.00	71
72 01/01/2014	O	72.00	0.00	0.00	178.28	0.00	0.00	0.00	0.00	0.00	223.20	0.00	0.00	72
73 01/31/2014	M	0.00	0.00	10.40	188.68	0.00	0.00	0.00	0.00	0.00	230.40	0.00	0.00	73
74 02/01/2014	O	72.00	0.00	0.00	188.68	0.00	0.00	0.00	0.00	0.00	230.40	0.00	0.00	74
75 02/28/2014	M	0.00	0.00	10.71	199.39	0.00	0.00	0.00	0.00	0.00	237.60	0.00	0.00	75
76 03/01/2014	O	72.00	0.00	0.00	199.39	0.00	0.00	0.00	0.00	0.00	237.60	0.00	0.00	76
77 03/31/2014	M	0.00	0.00	11.02	210.41	0.00	0.00	0.00	0.00	0.00	244.80	0.00	0.00	77
78 04/01/2014	O	72.00	0.00	0.00	210.41	0.00	0.00	0.00	0.00	0.00	244.80	0.00	0.00	78
79 04/30/2014	M	0.00	0.00	11.34	221.75	0.00	0.00	0.00	0.00	0.00	252.00	0.00	0.00	79
80 05/01/2014	O	72.00	0.00	0.00	221.75	0.00	0.00	0.00	0.00	0.00	252.00	0.00	0.00	80
81 05/31/2014	M	0.00	0.00	11.66	233.41	0.00	0.00	0.00	0.00	0.00	259.20	0.00	0.00	81
82 06/01/2014	O	72.00	0.00	0.00	233.41	0.00	0.00	0.00	0.00	0.00	259.20	0.00	0.00	82
83 06/30/2014	M	0.00	0.00	11.97	245.38	0.00	0.00	0.00	0.00	0.00	266.40	0.00	0.00	83
84 07/01/2014	O	72.00	0.00	0.00	245.38	0.00	0.00	0.00	0.00	0.00	266.40	0.00	0.00	84
85 07/31/2014	M	0.00	0.00	12.28	257.66	0.00	0.00	0.00	0.00	0.00	273.60	0.00	0.00	85
86 08/01/2014	O	72.00	0.00	0.00	257.66	0.00	0.00	0.00	0.00	0.00	273.60	0.00	0.00	86

Event Date	Event Type	Current Amount Due	NCP Paid	Unadjudicated Interest (On UA)		Unadjudicated Interest (On AA)		Adjudicated Interest		Unadjudicated Penalty		Adjudicated Penalty			
				Adjust Amount	Running Balance	Adjust Amount	Running Balance	Adjust Amount	Running Balance	Adjust Amount	Running Balance	Adjust Amount	Running Balance		
87	08/31/2014	M	0.00	0.00	12.60	270.26	0.00	0.00	0.00	0.00	7.20	280.80	0.00	0.00	87
88	09/01/2014	O	72.00	0.00	0.00	270.26	0.00	0.00	0.00	0.00	0.00	280.80	0.00	0.00	88
89	09/30/2014	M	0.00	0.00	12.92	283.18	0.00	0.00	0.00	0.00	7.20	288.00	0.00	0.00	89
90	10/01/2014	O	72.00	0.00	0.00	283.18	0.00	0.00	0.00	0.00	0.00	288.00	0.00	0.00	90
91	10/31/2014	M	0.00	0.00	13.23	296.41	0.00	0.00	0.00	0.00	7.20	295.20	0.00	0.00	91
92	11/01/2014	O	72.00	0.00	0.00	296.41	0.00	0.00	0.00	0.00	0.00	295.20	0.00	0.00	92
93	11/30/2014	M	0.00	0.00	13.54	309.95	0.00	0.00	0.00	0.00	7.20	302.40	0.00	0.00	93
94	12/01/2014	O	72.00	0.00	0.00	309.95	0.00	0.00	0.00	0.00	0.00	302.40	0.00	0.00	94
95	12/31/2014	M	0.00	0.00	13.86	323.81	0.00	0.00	0.00	0.00	7.20	309.60	0.00	0.00	95
96	01/01/2015	O	72.00	0.00	0.00	323.81	0.00	0.00	0.00	0.00	0.00	309.60	0.00	0.00	96
97	01/31/2015	M	0.00	0.00	14.17	337.98	0.00	0.00	0.00	0.00	7.20	316.80	0.00	0.00	97
98	02/01/2015	O	72.00	0.00	0.00	337.98	0.00	0.00	0.00	0.00	0.00	316.80	0.00	0.00	98
99	02/28/2015	M	0.00	0.00	14.49	352.47	0.00	0.00	0.00	0.00	7.20	324.00	0.00	0.00	99
100	03/01/2015	O	72.00	0.00	0.00	352.47	0.00	0.00	0.00	0.00	0.00	324.00	0.00	0.00	100
101	03/31/2015	M	0.00	0.00	14.80	367.27	0.00	0.00	0.00	0.00	7.20	331.20	0.00	0.00	101
102	04/01/2015	O	72.00	0.00	0.00	367.27	0.00	0.00	0.00	0.00	0.00	331.20	0.00	0.00	102
103	04/30/2015	M	0.00	0.00	15.12	382.39	0.00	0.00	0.00	0.00	7.20	338.40	0.00	0.00	103
104	05/01/2015	O	72.00	0.00	0.00	382.39	0.00	0.00	0.00	0.00	0.00	338.40	0.00	0.00	104
105	05/31/2015	M	0.00	0.00	15.43	397.82	0.00	0.00	0.00	0.00	7.20	345.60	0.00	0.00	105
106	06/01/2015	O	72.00	0.00	0.00	397.82	0.00	0.00	0.00	0.00	0.00	345.60	0.00	0.00	106
107	06/30/2015	M	0.00	0.00	15.75	413.57	0.00	0.00	0.00	0.00	7.20	352.80	0.00	0.00	107
108	07/01/2015	O	72.00	0.00	0.00	413.57	0.00	0.00	0.00	0.00	0.00	352.80	0.00	0.00	108
109	07/31/2015	M	0.00	0.00	16.06	429.63	0.00	0.00	0.00	0.00	7.20	360.00	0.00	0.00	109
110	08/01/2015	O	72.00	0.00	0.00	429.63	0.00	0.00	0.00	0.00	0.00	360.00	0.00	0.00	110
111	08/31/2015	M	0.00	0.00	16.38	446.01	0.00	0.00	0.00	0.00	7.20	367.20	0.00	0.00	111
112	09/01/2015	O	72.00	0.00	0.00	446.01	0.00	0.00	0.00	0.00	0.00	367.20	0.00	0.00	112
113	09/30/2015	M	0.00	0.00	16.69	462.70	0.00	0.00	0.00	0.00	7.20	374.40	0.00	0.00	113
114	10/01/2015	O	72.00	0.00	0.00	462.70	0.00	0.00	0.00	0.00	0.00	374.40	0.00	0.00	114
115	10/31/2015	M	0.00	0.00	17.01	479.71	0.00	0.00	0.00	0.00	7.20	381.60	0.00	0.00	115
116	11/01/2015	O	72.00	0.00	0.00	479.71	0.00	0.00	0.00	0.00	0.00	381.60	0.00	0.00	116
117	11/30/2015	M	0.00	0.00	17.32	497.03	0.00	0.00	0.00	0.00	7.20	388.80	0.00	0.00	117
118	12/01/2015	O	72.00	0.00	0.00	497.03	0.00	0.00	0.00	0.00	0.00	388.80	0.00	0.00	118
119	12/31/2015	M	0.00	0.00	17.64	514.67	0.00	0.00	0.00	0.00	7.20	396.00	0.00	0.00	119

Event Date	Event Type	Current Amount Due	NCP Paid	Unadjudicated Interest (On UA)		Unadjudicated Interest (On AA)		Adjudicated Interest		Unadjudicated Penalty		Adjudicated Penalty		
				Adjust Amount	Running Balance	Adjust Amount	Running Balance	Adjust Amount	Running Balance	Adjust Amount	Running Balance	Adjust Amount	Running Balance	
120 01/01/2016	O	72.00	0.00	0.00	514.67	0.00	0.00	0.00	0.00	0.00	396.00	0.00	0.00	120
121 01/31/2016	M	0.00	0.00	18.81	533.48	0.00	0.00	0.00	0.00	7.20	403.20	0.00	0.00	121
122 02/01/2016	O	72.00	0.00	0.00	533.48	0.00	0.00	0.00	0.00	0.00	403.20	0.00	0.00	122
123 02/29/2016	M	0.00	0.00	19.14	552.62	0.00	0.00	0.00	0.00	7.20	410.40	0.00	0.00	123
124 03/01/2016	O	72.00	0.00	0.00	552.62	0.00	0.00	0.00	0.00	0.00	410.40	0.00	0.00	124
125 03/31/2016	M	0.00	0.00	19.47	572.09	0.00	0.00	0.00	0.00	7.20	417.60	0.00	0.00	125
126 04/01/2016	O	72.00	0.00	0.00	572.09	0.00	0.00	0.00	0.00	0.00	417.60	0.00	0.00	126
127 04/30/2016	M	0.00	0.00	19.80	591.89	0.00	0.00	0.00	0.00	7.20	424.80	0.00	0.00	127
128 05/01/2016	O	72.00	0.00	0.00	591.89	0.00	0.00	0.00	0.00	0.00	424.80	0.00	0.00	128
129 05/31/2016	M	0.00	0.00	20.13	612.02	0.00	0.00	0.00	0.00	7.20	432.00	0.00	0.00	129
130 06/01/2016	O	72.00	0.00	0.00	612.02	0.00	0.00	0.00	0.00	0.00	432.00	0.00	0.00	130
131 06/30/2016	M	0.00	0.00	20.46	632.48	0.00	0.00	0.00	0.00	7.20	439.20	0.00	0.00	131
132 07/01/2016	O	72.00	0.00	0.00	632.48	0.00	0.00	0.00	0.00	0.00	439.20	0.00	0.00	132
133 07/31/2016	M	0.00	0.00	20.79	653.27	0.00	0.00	0.00	0.00	0.00	439.20	0.00	0.00	133
134 08/01/2016	O	72.00	0.00	0.00	653.27	0.00	0.00	0.00	0.00	7.20	446.40	0.00	0.00	134
135 08/31/2016	M	0.00	0.00	21.12	674.39	0.00	0.00	0.00	0.00	0.00	446.40	0.00	0.00	135
136 09/01/2016	O	72.00	0.00	0.00	674.39	0.00	0.00	0.00	0.00	0.00	453.60	0.00	0.00	136
137 09/30/2016	M	0.00	0.00	21.45	695.84	0.00	0.00	0.00	0.00	7.20	460.80	0.00	0.00	137
138 10/01/2016	O	72.00	0.00	0.00	695.84	0.00	0.00	0.00	0.00	0.00	460.80	0.00	0.00	138
139 10/31/2016	M	0.00	0.00	21.78	717.62	0.00	0.00	0.00	0.00	7.20	468.00	0.00	0.00	139
140 11/01/2016	O	72.00	0.00	0.00	717.62	0.00	0.00	0.00	0.00	0.00	468.00	0.00	0.00	140
141 11/30/2016	M	0.00	0.00	22.11	739.73	0.00	0.00	0.00	0.00	7.20	475.20	0.00	0.00	141
142 12/01/2016	O	72.00	0.00	0.00	739.73	0.00	0.00	0.00	0.00	0.00	475.20	0.00	0.00	142
143 12/31/2016	M	0.00	0.00	22.44	762.17	0.00	0.00	0.00	0.00	7.20	482.40	0.00	0.00	143
144 01/01/2017	O	72.00	0.00	0.00	762.17	0.00	0.00	0.00	0.00	0.00	482.40	0.00	0.00	144
145 01/31/2017	M	0.00	0.00	23.81	785.98	0.00	0.00	0.00	0.00	7.20	489.60	0.00	0.00	145
146 02/01/2017	O	72.00	0.00	0.00	785.98	0.00	0.00	0.00	0.00	0.00	489.60	0.00	0.00	146
147 02/28/2017	M	0.00	0.00	24.15	810.13	0.00	0.00	0.00	0.00	7.20	496.80	0.00	0.00	147
148 03/01/2017	O	72.00	0.00	0.00	810.13	0.00	0.00	0.00	0.00	0.00	496.80	0.00	0.00	148
149 03/31/2017	M	0.00	0.00	24.50	834.63	0.00	0.00	0.00	0.00	7.20	504.00	0.00	0.00	149
150 04/01/2017	O	72.00	0.00	0.00	834.63	0.00	0.00	0.00	0.00	0.00	504.00	0.00	0.00	150
151 04/30/2017	M	0.00	0.00	24.84	859.47	0.00	0.00	0.00	0.00	7.20	511.20	0.00	0.00	151
152 05/01/2017	O	72.00	0.00	0.00	859.47	0.00	0.00	0.00	0.00	0.00	511.20	0.00	0.00	152

Event Date	Event Type	Current Amount Due	NCP Paid	Unadjudicated Interest (On UA)		Unadjudicated Interest (On AA)		Adjudicated Interest		Unadjudicated Penalty		Adjudicated Penalty		
				Adjust Amount	Running Balance	Adjust Amount	Running Balance	Adjust Amount	Running Balance	Adjust Amount	Running Balance	Adjust Amount	Running Balance	
153 05/05/2017	P	0.00	71.20	0.00	859.47	0.00	0.00	0.00	0.00	0.00	511.20	0.00	0.00	153
154 05/05/2017	P	0.00	0.80	0.00	859.47	0.00	0.00	0.00	0.00	0.00	511.20	0.00	0.00	154
155 05/31/2017	M	0.00	0.00	24.84	884.31	0.00	0.00	0.00	0.00	0.00	511.20	0.00	0.00	155
156 06/01/2017	O	72.00	0.00	0.00	884.31	0.00	0.00	0.00	0.00	0.00	511.20	0.00	0.00	156
157 06/30/2017	M	0.00	0.00	25.19	909.50	0.00	0.00	0.00	0.00	0.00	518.40	0.00	0.00	157
158 07/01/2017	O	72.00	0.00	0.00	909.50	0.00	0.00	0.00	0.00	0.00	518.40	0.00	0.00	158
159 07/31/2017	M	0.00	0.00	27.75	937.25	0.00	0.00	0.00	0.00	0.00	525.60	0.00	0.00	159
160 08/01/2017	O	72.00	0.00	0.00	937.25	0.00	0.00	0.00	0.00	0.00	525.60	0.00	0.00	160
161 08/31/2017	M	0.00	0.00	28.12	965.37	0.00	0.00	0.00	0.00	0.00	532.80	0.00	0.00	161
162 09/01/2017	O	72.00	0.00	0.00	965.37	0.00	0.00	0.00	0.00	0.00	532.80	0.00	0.00	162
163 09/30/2017	M	0.00	0.00	28.50	993.87	0.00	0.00	0.00	0.00	0.00	540.00	0.00	0.00	163
164 10/01/2017	O	72.00	0.00	0.00	993.87	0.00	0.00	0.00	0.00	0.00	540.00	0.00	0.00	164
165 10/31/2017	M	0.00	0.00	28.87	1022.74	0.00	0.00	0.00	0.00	0.00	547.20	0.00	0.00	165
166 11/01/2017	O	72.00	0.00	0.00	1022.74	0.00	0.00	0.00	0.00	0.00	547.20	0.00	0.00	166
167 11/30/2017	M	0.00	0.00	29.25	1051.99	0.00	0.00	0.00	0.00	0.00	554.40	0.00	0.00	167
168 12/01/2017	O	72.00	0.00	0.00	1051.99	0.00	0.00	0.00	0.00	0.00	554.40	0.00	0.00	168
169 12/31/2017	M	0.00	0.00	29.62	1081.61	0.00	0.00	0.00	0.00	0.00	561.60	0.00	0.00	169
170 01/01/2018	O	72.00	0.00	0.00	1081.61	0.00	0.00	0.00	0.00	0.00	561.60	0.00	0.00	170
171 01/31/2018	M	0.00	0.00	31.20	1112.81	0.00	0.00	0.00	0.00	0.00	568.80	0.00	0.00	171
172 02/01/2018	O	72.00	0.00	0.00	1112.81	0.00	0.00	0.00	0.00	0.00	568.80	0.00	0.00	172
173 02/28/2018	M	0.00	0.00	31.59	1144.40	0.00	0.00	0.00	0.00	0.00	576.00	0.00	0.00	173
174 03/01/2018	O	72.00	0.00	0.00	1144.40	0.00	0.00	0.00	0.00	0.00	576.00	0.00	0.00	174
175 03/31/2018	M	0.00	0.00	31.98	1176.38	0.00	0.00	0.00	0.00	0.00	583.20	0.00	0.00	175
176 04/01/2018	O	72.00	0.00	0.00	1176.38	0.00	0.00	0.00	0.00	0.00	583.20	0.00	0.00	176
177 04/30/2018	M	0.00	0.00	32.37	1208.75	0.00	0.00	0.00	0.00	0.00	590.40	0.00	0.00	177
178 05/01/2018	O	72.00	0.00	0.00	1208.75	0.00	0.00	0.00	0.00	0.00	590.40	0.00	0.00	178
179 05/31/2018	M	0.00	0.00	32.76	1241.51	0.00	0.00	0.00	0.00	0.00	597.60	0.00	0.00	179
180 06/01/2018	O	72.00	0.00	0.00	1241.51	0.00	0.00	0.00	0.00	0.00	597.60	0.00	0.00	180
181 06/30/2018	M	0.00	0.00	33.15	1274.66	0.00	0.00	0.00	0.00	0.00	604.80	0.00	0.00	181
182 07/01/2018	O	72.00	0.00	0.00	1274.66	0.00	0.00	0.00	0.00	0.00	604.80	0.00	0.00	182
183 07/31/2018	M	0.00	0.00	36.12	1310.78	0.00	0.00	0.00	0.00	0.00	612.00	0.00	0.00	183
184 08/01/2018	O	72.00	0.00	0.00	1310.78	0.00	0.00	0.00	0.00	0.00	612.00	0.00	0.00	184
185 08/31/2018	M	0.00	0.00	36.54	1347.32	0.00	0.00	0.00	0.00	0.00	619.20	0.00	0.00	185

Event Date	Event Type	Current Amount Due	NCP Paid	Unadjudicated Interest (On UA)		Unadjudicated Interest (On AA)		Adjudicated Interest		Unadjudicated Penalty		Adjudicated Penalty			
				Adjust Amount	Running Balance	Adjust Amount	Running Balance	Adjust Amount	Running Balance	Adjust Amount	Running Balance	Adjust Amount	Running Balance		
186 09/01/2018	O	72.00	0.00	0.00	1347.32	0.00	0.00	0.00	0.00	0.00	619.20	0.00	0.00	186	
187 09/30/2018	M	0.00	0.00	36.96	1384.28	0.00	0.00	0.00	0.00	0.00	7.20	626.40	0.00	0.00	187
188 10/01/2018	O	72.00	0.00	0.00	1384.28	0.00	0.00	0.00	0.00	0.00	0.00	626.40	0.00	0.00	188
189 10/31/2018	M	0.00	0.00	37.38	1421.66	0.00	0.00	0.00	0.00	0.00	7.20	633.60	0.00	0.00	189
190 11/01/2018	O	72.00	0.00	0.00	1421.66	0.00	0.00	0.00	0.00	0.00	0.00	633.60	0.00	0.00	190
191 11/08/2018	P	0.00	72.00	0.00	1421.66	0.00	0.00	0.00	0.00	0.00	0.00	633.60	0.00	0.00	191
192 11/30/2018	M	0.00	0.00	37.38	1459.04	0.00	0.00	0.00	0.00	0.00	0.00	633.60	0.00	0.00	192
193 12/01/2018	O	72.00	0.00	0.00	1459.04	0.00	0.00	0.00	0.00	0.00	0.00	633.60	0.00	0.00	193
194 12/31/2018	M	0.00	0.00	37.80	1496.84	0.00	0.00	0.00	0.00	0.00	7.20	640.80	0.00	0.00	194
195 01/01/2019	O	72.00	0.00	0.00	1496.84	0.00	0.00	0.00	0.00	0.00	0.00	640.80	0.00	0.00	195
196 01/31/2019	M	0.00	0.00	40.95	1537.79	0.00	0.00	0.00	0.00	0.00	7.20	648.00	0.00	0.00	196
197 02/01/2019	O	72.00	0.00	0.00	1537.79	0.00	0.00	0.00	0.00	0.00	0.00	648.00	0.00	0.00	197
198 02/28/2019	M	0.00	0.00	41.40	1579.19	0.00	0.00	0.00	0.00	0.00	7.20	655.20	0.00	0.00	198
199 03/01/2019	O	72.00	0.00	0.00	1579.19	0.00	0.00	0.00	0.00	0.00	0.00	655.20	0.00	0.00	199
200 03/31/2019	M	0.00	0.00	41.85	1621.04	0.00	0.00	0.00	0.00	0.00	7.20	662.40	0.00	0.00	200
201 04/01/2019	O	72.00	0.00	0.00	1621.04	0.00	0.00	0.00	0.00	0.00	0.00	662.40	0.00	0.00	201
202 04/30/2019	M	0.00	0.00	42.30	1663.34	0.00	0.00	0.00	0.00	0.00	7.20	669.60	0.00	0.00	202
203 05/01/2019	O	72.00	0.00	0.00	1663.34	0.00	0.00	0.00	0.00	0.00	0.00	669.60	0.00	0.00	203
204 05/31/2019	M	0.00	0.00	42.75	1706.09	0.00	0.00	0.00	0.00	0.00	7.20	676.80	0.00	0.00	204
205 06/01/2019	O	72.00	0.00	0.00	1706.09	0.00	0.00	0.00	0.00	0.00	0.00	676.80	0.00	0.00	205
206 06/30/2019	M	0.00	0.00	43.20	1749.29	0.00	0.00	0.00	0.00	0.00	7.20	684.00	0.00	0.00	206
207 07/01/2019	O	72.00	0.00	0.00	1749.29	0.00	0.00	0.00	0.00	0.00	0.00	684.00	0.00	0.00	207
208 07/31/2019	M	0.00	0.00	43.65	1792.94	0.00	0.00	0.00	0.00	0.00	7.20	691.20	0.00	0.00	208
209 08/01/2019	O	72.00	0.00	0.00	1792.94	0.00	0.00	0.00	0.00	0.00	0.00	691.20	0.00	0.00	209
210 08/31/2019	M	0.00	0.00	44.10	1837.04	0.00	0.00	0.00	0.00	0.00	7.20	698.40	0.00	0.00	210
211 09/01/2019	O	72.00	0.00	0.00	1837.04	0.00	0.00	0.00	0.00	0.00	0.00	698.40	0.00	0.00	211
212 09/30/2019	M	0.00	0.00	44.55	1881.59	0.00	0.00	0.00	0.00	0.00	7.20	705.60	0.00	0.00	212
213 10/01/2019	O	72.00	0.00	0.00	1881.59	0.00	0.00	0.00	0.00	0.00	0.00	705.60	0.00	0.00	213
214 10/31/2019	M	0.00	0.00	45.00	1926.59	0.00	0.00	0.00	0.00	0.00	7.20	712.80	0.00	0.00	214
215 11/01/2019	O	72.00	0.00	0.00	1926.59	0.00	0.00	0.00	0.00	0.00	0.00	712.80	0.00	0.00	215
216 11/30/2019	M	0.00	0.00	45.45	1972.04	0.00	0.00	0.00	0.00	0.00	7.20	720.00	0.00	0.00	216
217 12/01/2019	O	72.00	0.00	0.00	1972.04	0.00	0.00	0.00	0.00	0.00	0.00	720.00	0.00	0.00	217
218 12/31/2019	M	0.00	0.00	45.90	2017.94	0.00	0.00	0.00	0.00	0.00	7.20	727.20	0.00	0.00	218

Event Date	Event Type	Current Amount Due	NCP Paid	Unadjudicated Interest (On UA)		Unadjudicated Interest (On AA)		Adjudicated Interest		Unadjudicated Penalty		Adjudicated Penalty		
				Adjust Amount	Running Balance	Adjust Amount	Running Balance	Adjust Amount	Running Balance	Adjust Amount	Running Balance	Adjust Amount	Running Balance	
219 01/01/2020	O	72.00	0.00	0.00	2017.94	0.00	0.00	0.00	0.00	0.00	727.20	0.00	0.00	219
220 01/31/2020	M	0.00	0.00	41.72	2059.66	0.00	0.00	0.00	0.00	7.20	734.40	0.00	0.00	220
221 02/01/2020	O	72.00	0.00	0.00	2059.66	0.00	0.00	0.00	0.00	0.00	734.40	0.00	0.00	221
222 02/29/2020	M	0.00	0.00	42.12	2101.78	0.00	0.00	0.00	0.00	0.00	734.40	0.00	0.00	222
223 03/01/2020	O	72.00	0.00	0.00	2101.78	0.00	0.00	0.00	0.00	0.00	734.40	0.00	0.00	223
224 03/31/2020	M	0.00	0.00	42.53	2144.31	0.00	0.00	0.00	0.00	0.00	734.40	0.00	0.00	224
225 04/01/2020	O	72.00	0.00	0.00	2144.31	0.00	0.00	0.00	0.00	0.00	734.40	0.00	0.00	225
226 04/30/2020	M	0.00	0.00	42.93	2187.24	0.00	0.00	0.00	0.00	0.00	734.40	0.00	0.00	226
227 05/01/2020	O	72.00	0.00	0.00	2187.24	0.00	0.00	0.00	0.00	0.00	734.40	0.00	0.00	227
228 05/31/2020	M	0.00	0.00	43.34	2230.58	0.00	0.00	0.00	0.00	0.00	734.40	0.00	0.00	228
229 06/01/2020	O	72.00	0.00	0.00	2230.58	0.00	0.00	0.00	0.00	0.00	734.40	0.00	0.00	229
230 06/24/2020	P	0.00	12.56	0.00	2230.58	0.00	0.00	0.00	0.00	0.00	734.40	0.00	0.00	230
231 06/30/2020	M	0.00	0.00	43.67	2274.25	0.00	0.00	0.00	0.00	0.00	734.40	0.00	0.00	231
232 07/01/2020	O	72.00	0.00	0.00	2274.25	0.00	0.00	0.00	0.00	0.00	734.40	0.00	0.00	232
233 07/31/2020	M	0.00	0.00	34.28	2308.53	0.00	0.00	0.00	0.00	0.00	734.40	0.00	0.00	233
234 08/01/2020	O	72.00	0.00	0.00	2308.53	0.00	0.00	0.00	0.00	0.00	734.40	0.00	0.00	234
235 08/31/2020	M	0.00	0.00	34.59	2343.12	0.00	0.00	0.00	0.00	0.00	734.40	0.00	0.00	235
236 09/01/2020	O	72.00	0.00	0.00	2343.12	0.00	0.00	0.00	0.00	0.00	734.40	0.00	0.00	236
237 09/30/2020	M	0.00	0.00	34.91	2378.03	0.00	0.00	0.00	0.00	0.00	734.40	0.00	0.00	237
238 10/01/2020	O	72.00	0.00	0.00	2378.03	0.00	0.00	0.00	0.00	0.00	734.40	0.00	0.00	238
239 10/31/2020	M	0.00	0.00	35.22	2413.25	0.00	0.00	0.00	0.00	0.00	734.40	0.00	0.00	239
240 11/01/2020	O	72.00	0.00	0.00	2413.25	0.00	0.00	0.00	0.00	0.00	734.40	0.00	0.00	240
241 11/30/2020	M	0.00	0.00	35.54	2448.79	0.00	0.00	0.00	0.00	0.00	734.40	0.00	0.00	241
242 12/01/2020	O	72.00	0.00	0.00	2448.79	0.00	0.00	0.00	0.00	0.00	734.40	0.00	0.00	242
243 12/31/2020	M	0.00	0.00	35.85	2484.64	0.00	0.00	0.00	0.00	0.00	734.40	0.00	0.00	243
244 01/01/2021	O	72.00	0.00	0.00	2484.64	0.00	0.00	0.00	0.00	0.00	734.40	0.00	0.00	244
245 01/31/2021	M	0.00	0.00	36.17	2520.81	0.00	0.00	0.00	0.00	0.00	734.40	0.00	0.00	245
246 02/01/2021	O	72.00	0.00	0.00	2520.81	0.00	0.00	0.00	0.00	0.00	734.40	0.00	0.00	246
247 02/28/2021	M	0.00	0.00	36.48	2557.29	0.00	0.00	0.00	0.00	0.00	734.40	0.00	0.00	247
248 03/01/2021	O	72.00	0.00	0.00	2557.29	0.00	0.00	0.00	0.00	0.00	734.40	0.00	0.00	248
249 03/31/2021	M	0.00	0.00	36.80	2594.09	0.00	0.00	0.00	0.00	0.00	734.40	0.00	0.00	249
250 04/01/2021	O	72.00	0.00	0.00	2594.09	0.00	0.00	0.00	0.00	0.00	734.40	0.00	0.00	250
251 04/30/2021	M	0.00	0.00	37.11	2631.20	0.00	0.00	0.00	0.00	0.00	734.40	0.00	0.00	251

Event Date	Event Type	Current Amount Due	NCP Paid	Unadjudicated Interest (On UA)		Unadjudicated Interest (On AA)		Adjudicated Interest		Unadjudicated Penalty		Adjudicated Penalty		
				Adjust Amount	Running Balance	Adjust Amount	Running Balance	Adjust Amount	Running Balance	Adjust Amount	Running Balance	Adjust Amount	Running Balance	
252 05/01/2021	O	72.00	0.00	0.00	2631.20	0.00	0.00	0.00	0.00	0.00	734.40	0.00	0.00	252
253 05/31/2021	M	0.00	0.00	37.43	2668.63	0.00	0.00	0.00	0.00	0.00	734.40	0.00	0.00	253
254 06/01/2021	O	72.00	0.00	0.00	2668.63	0.00	0.00	0.00	0.00	0.00	734.40	0.00	0.00	254
255 06/30/2021	M	0.00	0.00	37.74	2706.37	0.00	0.00	0.00	0.00	0.00	734.40	0.00	0.00	255
256 07/01/2021	O	72.00	0.00	0.00	2706.37	0.00	0.00	0.00	0.00	0.00	734.40	0.00	0.00	256
257 07/31/2021	M	0.00	0.00	38.06	2744.43	0.00	0.00	0.00	0.00	0.00	734.40	0.00	0.00	257
Totals:		\$9000.00	\$300.56	\$0.00	\$2744.43	\$0.00	\$0.00	\$0.00	\$0.00	\$0.00	\$734.40	\$0.00	\$0.00	

Total Unadjudicated Interest on UA: \$2744.43
Total Unadjudicated Interest on AA: \$0.00
Total Adjudicated Interest: \$0.00
Total Interest: \$2744.43

Total Unadjudicated Penalty: \$734.40
Total Adjudicated Penalty: \$0.00
Total Penalty: \$734.40

Total Arrears: \$8699.44
Total Interest: \$2744.43
Total Penalty: \$734.40
Grand Total: \$12178.27

COPY

CERTIFIED COPY

The document to which this certificate is attached is a full, true and correct copy of the original in file and of record in my office.

DATE 10/07/2021

BOBBIE R. WILLIAMS Clerk of Court
of the State of Nevada, in and for the County of Douglas,

By [Signature] Deputy